United States Environmental Protection Agency

Office of Air Quality Planning and Standards Research Triangle Park NC 27711

EPA-450/4-89-005
APRIL 1989

Air

EPA

1988 NONMETHANE ORGANIC COMPOUND MONITORING PROGRAM

FINAL REPORT

Volume II: Urban Air Toxics Monitoring Program



EPA-450/4-89-005

1988 NONMETHANE ORGANIC COMPOUND MONITORING PROGRAM

FINAL REPORT

Volume II: Urban Air Toxics Monitoring Program

By

Robert A. McAllister
Wendy H. Moore
Joann Rice
Dave-Paul Dayton
Robert F. Jongleux
Phyllis L. O'Hara
Raymond G. Merrill, Jr.
Joan T. Bursey

Radian Corporation
Research Triangle Park, NC 27709

EPA CONTRACT NO. 68D80014

EPA PROJECT OFFICER: HAROLD G. RICHTER

AREAL TECHNICAL REPRESENTATIVES:
FRANK F. MCELROY
VINSON L. THOMPSON

OFFICE OF AIR QUALITY PLANNING AND STANDARDS
U. S. ENVIRONMENTAL PROTECTION AGENCY
RESEARCH TRIANGLE PARK, NC 27711

APRIL 1989

This report has been reviewed by the Office Of Air Quality Planning And Standards, U. S. Environmental Protection Agency, and has been approved for publication. Any mention of trade names or commercial products is not intended to constitute endorsement or recommendation for use.

EPA-450/4-89-005

TABLE OF CONTENTS

Section		Page
	VOLUME II: URBAN AIR TOXICS MONITORING PROGRAM	
	LIST OF FIGURES	v
	LIST OF TABLES	vi
	SYMBOLS AND ABBREVIATIONS	ix
11.	URBAN AIR TOXICS MONITORING PROGRAM	11-1
	11.1 Introduction	11-2
	11.2 Data Summary	11-5
	11.2.1 Overall Data Summary by Compound	11-5
	11.2.2 Site Specific Overall Data Summary	11-7
	11.3 Precision	11-28
	11.4 Accuracy	11-28
	11.5 GC/MS Compound Identification Confirmation Results	11-31
12.	UATMP DATA	12-1
	12.1 Overall Results	12-1
	12.2 Site Specific Results	12-1
13.	URBAN AIR TOXICS TECHNICAL NOTES	13-1
	13.1 Sampling Equipment	13-1
	13.1.1 Sampler Certification Blanks	13-4
	13.1.2 Sampler Certification Selected Target Compound Challenge	13-4
	13.2 Sample Interface System	13-6
	13.3 Calibration Standards Generation	13-6

TABLE OF CONTENTS (Continued)

Section			Page
	13.4	Analysis	13-9
		13.4.1 GC/MD Instrumentation	13-9
		13.4.2 GC/MS Instrumentation	13-9
	13.5	Canister Cleanup	13-13
14.	QUALITY ASSURANCE/QUALITY CONTROL PROCEDURES AND RESULTS		14-1
	14.1	Introduction	14-1
	14.2	Calibration and Instrument Performance	14-1
	14.3	Analytical Precision from Replicate Analyses	14-7
	14.4	Sampling and Analysis Precision from Duplicate Samples	14-7
	14.5	External Audit Results	14-7
	14.6	GC/MS Compound Identification Confirmation	14-20
	14.7	Completeness	14-21
	14.8	Canister Cleanup Quality and Canister Carryover	14-21
	14.9	Canister Pressure Results	14-26
	14.10	Data Validation	14-29
	14.11	Data Records	14-32
15.	RECOMMENDATIONS		15-1
	15.1	Canister Cleanup and Stability Studies	15-1
	15.2	UATMP Field Audit	15-1
	15.3	Method Detection Limit Study	15-2

TABLE OF CONTENTS (Continued)

Section			Page
	15.4	Internal Standard for GC/MS Analyses.....	15-2
	15.5	Replicate and Duplicate Analyses.....	15-3
16.	REFERENCES.....		16-1

APPENDICES

A URBAN AIR TOXICS MONITORING PROGRAM SITE DATA SUMMARIES FOR GC/MD ANALYSES

B BENZENE, TOLUENE, AND M/P-XYLENE CONCENTRATIONS AT 1988 UATMP SITES

LIST OF FIGURES

Number		Page
	VOLUME II: URBAN AIR TOXICS MONITORING PROGRAM	
12-1	Benzene, toluene, and m/p-xylene concentration in BHAL 1988 UATMP samples.....	12-2
13-1	Perspective view of UATMP sampler.....	13-2
13-2	Sampling assembly for the UATMP.....	13-3
13-3	Gas chromatographic multidetector system.....	13-7
13-4	Sample interface system.....	13-8
13-5	Dynamic flow dilution apparatus.....	13-10
13-6	UATMP multiple detector system.....	13-12
13-7	Canister cleanup apparatus.....	13-14
14-1	Replicate UATMP analysis results comparing average concentration with average absolute percent difference.....	14-10
14-2	Duplicate UATMP analysis results comparing average concentration with average absolute percent difference.....	14-13
14-3	Canister carryover estimate.....	14-27
14-4	UATMP canister absolute pressure distribution, including duplicate sample data.....	14-28
14-5	UATMP canister absolute pressure distribution, excluding duplicate sample data.....	14-30

LIST OF TABLES

Number		Page
	VOLUME II: URBAN AIR TOXICS MONITORING PROGRAM	
11-1	1988 UATMP SITES.....	11-3
11-2	1988 UATMP AMBIENT AIR SAMPLES AND ANALYSES.....	11-4
11-3	1988 UATMP CUMULATIVE COMPOUND IDENTIFICATIONS WITH GC/MD FOR ALL SITES.....	11-6
11-4	FREQUENCY OF TARGET COMPOUNDS IN 24-HOUR AMBIENT AIR SAMPLES.....	11-8
11-5	1988 UATMP COMPOUND IDENTIFICATIONS WITH GC/MD FOR ATGA.....	11-9
11-6	1988 UATMP COMPOUND IDENTIFICATIONS WITH GC/MD FOR BHAL.....	11-10
11-7	1988 UATMP COMPOUND IDENTIFICATIONS WITH GC/MD FOR BRLA.....	11-11
11-8	1988 UATMP COMPOUND IDENTIFICATIONS WITH GC/MD FOR BRVT.....	11-12
11-9	1988 UATMP COMPOUND IDENTIFICATIONS WITH GC/MD FOR C4IL/C5IL.....	11-13
11-10	1988 UATMP COMPOUND IDENTIFICATIONS WITH GC/MD FOR CLOH.....	11-14
11-11	1988 UATMP COMPOUND IDENTIFICATIONS WITH GC/MD FOR DBMI.....	11-15
11-12	1988 UATMP COMPOUND IDENTIFICATIONS WITH GC/MD FOR DLTX.....	11-16
11-13	1988 UATMP COMPOUND IDENTIFICATIONS WITH GC/MD FOR DTMI.....	11-17
11-14	1988 UATMP COMPOUND IDENTIFICATIONS WITH GC/MD FOR H1TX.....	11-18

LIST OF TABLES (Continued)

Number		Page
11-15	1988 UATMP COMPOUND IDENTIFICATIONS WITH GC/MD FOR HAIN	11-19
11-16	1988 UATMP COMPOUND IDENTIFICATIONS WITH GC/MD FOR JAFL	11-20
11-17	1988 UATMP COMPOUND IDENTIFICATIONS WITH GC/MD FOR L2KY	11-21
11-18	1988 UATMP COMPOUND IDENTIFICATIONS WITH GC/MD FOR LAMI	11-22
11-19	1988 UATMP COMPOUND IDENTIFICATIONS WITH GC/MD FOR MDMI	11-23
11-20	1988 UATMP COMPOUND IDENTIFICATIONS WITH GC/MD FOR MIFL	11-24
11-21	1988 UATMP COMPOUND IDENTIFICATIONS WITH GC/MD FOR P2OR	11-25
11-22	1988 UATMP COMPOUND IDENTIFICATIONS WITH GC/MD FOR PHMI	11-26
11-23	1988 UATMP COMPOUND IDENTIFICATIONS WITH GC/MD FOR SAIL	11-27
11-24	1988 UATMP OVERALL PRECISION FOR REPLICATE PAIRS	11-29
11-25	1988 UATMP OVERALL PRECISION FOR DUPLICATE PAIRS	11-30
13-1	1988 UATMP SAMPLER CERTIFICATION BIAS	13-5
13-2	1988 UATMP GC/MD OPERATING CONDITIONS	13-11
14-1	1988 UATMP CALIBRATION DATA FOR FLAME IONIZATION DETECTOR	14-3
14-2	1988 UATMP CALIBRATION DATA FOR PHOTOIONIZATION DETECTOR	14-4

LIST OF TABLES (Continued)

14-3	1988 UATMP CALIBRATION DATA FOR ELECTRON CAPTURE DETECTOR	14-5
14-4	1988 UATMP ESTIMATED METHOD DETECTION LIMITS, GC/MD AND GC/MS	14-6
14-5	1988 UATMP CUMULATIVE REPLICATE STATISTICS	14-8
14-6	1988 UATMP REPLICATE STATISTICS BY COMPOUND	14-9
14-7	1988 UATMP CUMULATIVE DUPLICATE STATISTICS	14-11
14-8	1988 UATMP DUPLICATE STATISTICS BY COMPOUND	14-12
14-9	1988 UATMP GC/MD AUDIT NO. 5 RESULTS	14-14
14-10	1988 UATMP GC/MS AUDIT NO. 5 RESULTS	14-15
14-11	1988 UATMP GC/MD AUDIT NO. 6 RESULTS	14-16
14-12	1988 UATMP GC/MS AUDIT NO. 6 RESULTS	14-17
14-13	1988 UATMP GC/MD AUDIT NO. 7 RESULTS	14-18
14-14	1988 UATMP GC/MS AUDIT NO. 7 RESULTS	14-19
14-15	1988 UATMP COMPOUND IDENTIFICATION CONFIRMATION	14-22
14-16	1988 UATMP COMPLETENESS	14-23
14-17	1988 UATMP VOIDED SAMPLES	14-24
14-18	1988 UATMP ESTIMATED COMPOUND CARRYOVER IN CANISTERS	14-25
14-19	1988 UATMP ANALYSIS PRESSURE OF UATMP SAMPLES BY SITE	14-31

SYMBOLS AND ABBREVIATIONS

AC, A.C., or a.c.	area counts, generated from a gas chromatograph
A/D	analog to digital
ADELTA	absolute value of DELTA
ADIF	absolute value of DIF
ADIFF	absolute value of DIFF
AIRS	Aerometric Information Retrieval System
a.m.	ante meridiem
APDIFF	absolute value of PDIFF
APDIF	absolute value of PDIF
Apr	April
ASRL	Atmospheric Sciences Research Laboratory (EPA), now Atmospheric Research and Exposure Assessment Laboratory (AREAL)
ATGA	Atlanta, Georgia
Aug	August
AUTX	Austin, Texas
AZCA	Azusa, California
B1CA	Bakersfield, California (Oildale)
B2CA	Bakersfiled, California (Edison)
B2MA	Boston, Massachusetts (E. Boston)
BHAL	Birmingham, Alabama
Bldg.	building
BMTX	Beaumont, Texas
BNY	New York, New York (Bronx)
BRLA	Baton Rouge, Louisiana
BRVT	Burlington, Vermont
BTX	benzene, toluene, m/p-xylene
C3IL	Chicago, Illinois (Sears Tower)
C4IL	Chicago, Illinois (Carver High School)
C5IL	Chicago, Illinois (Washington High School)
C6IL	Chicago, Illinois (CTA)
C2OH	Cleveland, Ohio (Civic Center)
Cal., or Calib.	calibration
CHNC	Charlotte, North Carolina
CLOH	Cleveland, Ohio (St. Vincent Hospital)
cm	centimeter
D1MI	Detroit, Michigan (WAPCD Laboratory)
D2MI	Detroit, Michigan (WAPCD #4)
DBMI	Dearborn, Michigan
DELTA	Radian NMOC concentration - QAD NMOC concentration, ppmC; Radian NMOC concentration - ASRL concentration, ppmC; or ASRL NMOC concentration - QAD NMOC concentration, ppmC

(Continued)

SYMBOLS AND ABBREVIATIONS (continued)

DIF	(NMOC concentration for the second channel) - (NMOC concentration for the first channel
DIFF	measured NMOC concentration - calculated NMOC concentration ppmC for in-house quality control samples
DLTX	Dallas, Texas
DTMI	Detroit, Michigan
Dup.	duplicate
e	base of natural logarithm, 2.71828...
ECD	electron capture detector
ELTX	El Paso, Texas
EMSL	Environmental Monitoring Systems Laboratory
EPA	United States Environmental Protection Agency
F	Friday
FID	flame ionization detector
FECA	Fremont, California
FWTX	Fort Worth, Texas
GC/ECD	gas chromatography electron capture detection
GC/FID	gas chromatography flame ionization detection
GC/MD	gas chromatography multidetection
GC/MS	gas chromatography mass spectrometry
H	Thursday
HlTX	Houston, Texas
HAIN	Hammond, Indiana
Hg	mercury
HPLC	high performance liquid chromatography
Hr	hour
i.d.	inside diameter
ID	identification
in.	inches
INST.	instrument
JAFL	Jacksonville, Florida
Jul	July
Jun	June
L	liter
L2KY	Louisville, Kentucky
LAMI	Lansing, Michigan
Lpm	liters per minute
m	meter
M	Monday

(continued)

M1NY	New York, New York (Manhattan/P.S. 59)
M1TN	Memphis, Tennessee (Alabama Street)
M2TN	Memphis, Tennessee (Frayser Street)
M2FL	Miami, Florida (U. Miami Campus)
MAX	maximum
mb	megabyte
MDMI	Midland, Michigan
MDL	method detection limit
MID	multiple ion detection
MIFL	Miami, Florida
MIN	minimum
min.	minute
mL	milliliter
mm	millimeter
MNY	New York, New York (Manhattan/Mabel Dean)
MU	mean of ln(NMOC)
N1TN	Nashville, Tennessee (Lentz)
N2TN	Nashville, Tennessee (Trinity Lane)
NBS	National Bureau of Standards
NC	North Carolina
NMOC	Nonmethane organic compound
No.	Number
NOx	oxides of nitrogen
NWNJ	Newark, New Jersey
Oct	October
o.d.	outside diameter
Off.	Office
P1AZ	Phoenix, Arizonia (39th & Earl Streets)
P2AZ	Phoenix, Arizonia (Scottsdale Fire Station)
P2OR	Portland, Oregon
PCDIFF	percent difference = DIFF/calculated NMOC concentration x 100, for in-house QC samples
PDELTA	$\frac{\text{DELTA}}{[(\text{Radian NMOC concentration} + \text{QAD NMOC concentration})/2]} \times 100$; $\frac{\text{DELTA}}{[(\text{Radian NMOC concentration} + \text{ASRL NMOC concentration})/2]} \times 100$; or, $\frac{\text{DELTA}}{[(\text{ASRL NMOC concentration} + \text{QAD NMOC concentration})/2]} \times 100$
PDFID	preconcentration, direct flame ionization detection
PDIF	DIF/([(NMOC concentration, 1st channel) + (NMOC concentration, 2nd channel)]/2) x 100
PHMI	Port Huron, Michigan

(Continued)

SYMBOLS AND ABBREVIATIONS (continued)

PID	photoionization detector
PLNJ	Plainfield, New Jersey
p.m.	post meridiem
ppb	parts per billion
ppbv	parts per billion by volume
ppm	parts per million
ppmC	parts per million by volume as carbon
ppmv	parts per million by volume
PRRI	Providence, Rhode Island
psi	pounds (force) per square inch
psig	pounds (force) per square inch gauge
QA	quality assurance
QAD	Quality Assurance Division (EPA)
QAPP	Quality Assurance Project Plan
QC	quality control
RAO	Radian analysis order: RAO = 1 for the local ambient duplicate sample analyzed first by Radian; RAO = 2 for the local ambient duplicate sample analyzed first by EPA
RT	retention time
RTP	Research Triangle Park
S1CA	Sacramento, California (Meadowview)
S1FL	St. Petersburg, Florida (Azalea Park)
S1MA	Springfield, Massachusetts
S2CA	Sacramento, California (Citrus Heights)
S2FL	St. Petersburg, Florida (East Lake)
S2MA	Springfield, Massachusetts (Hospital)
SAIL	Sauget, Illinois
SAROAD	Storage and Retrieval of Aerometric Data
SATX	San Antonio, Texas
Sep	September
SLMO	St. Louis, Missouri
SOP	standard operating procedure
SOx	oxides of sulfur
SRM	Standard Reference Material
SIGMA	standard deviation of ln(NMOC)
STD. DEV., SD	standard deviation
T	Tuesday
T1FL	Tampa, Florida (EPC)
T2FL	Tampa, Florida (Beach Park)
UATMP	Urban Air Toxics Monitoring Program
ug/m^3	microgram per cubic meter (at 25°C and 1.0 atmosphere)

(Continued)

SYMBOLS AND ABBREVIATIONS (continued)

U.S.	United States
UTM	Universal Transverse Mercator
W	Wednesday
W1NY	New York, New York (World Trade Center, Floor)
WAIL	Waukegan, Illinois
WOMA	Worcester, Massachusetts
^{o}C	degrees Celsius
^{o}F	degrees Fahrenheit
%CV	percent coefficient of variation

11. URBAN AIR TOXICS MONITORING PROGRAM

The Urban Air Toxics Monitoring Program (UATMP) began in October 1987, and ended in October 1988. It was started for the purpose of helping state and local agencies assess the nature and relative magnitude of their air toxics problems. The UATMP consists of three parts: filter samples to be analyzed for certain metals and benzo-a-pyrene, cartridges for collection of carbonyl compounds, and canister samples to be analyzed for 38 gaseous organic compounds. All samples were collected simultaneously, i.e., timers were programmed to start Hi-Vol filters, to start pumps to draw air through the carbonyl cartridges, and to open a valve to start filling the canister -- all beginning at midnight on each scheduled day. Samples were collected every twelfth day for 24-hour periods. All samples were returned to Research Triangle Park (RTP), NC for analysis by appropriate methods. This volume reports the results from analyses of the canister samples. Separate reports will be issued describing the results from analyzing the carbonyl cartridges and the Hi-Vol filters.

From the beginning, the UATMP has been regarded as a screening program. That is, to assess the kinds of metals and organic compounds which may be in urban atmospheres. Because there may be hundreds of these substances in urban environments and because it is not possible to measure all of them in small samples, the UATMP was deliberately structured to confine analysis of the samples to a limited number of metals/substances which were thought to be of special concern to health professionals at the time.

Sampling and analytical methods for ambient organic compounds is a very complex art. Because the concentration of the materials being sought is in the parts-per-billion or sub-parts-per-billion region, these methods are continuously being refined and improved. The best method for either sampling or analysis has yet to be found. The methods used in the UATMP are the best known at this time. The minimum detectable limits for the species of interest are the lowest possible with the methods available. Those who would like to have data at even lower detectable levels than are reported in this volume must wait for future methods.

Nonmethane organic compound (NMOC) and 3-hour air toxics monitoring programs began at four sites in April 1988.[9] From June through September 1988, 41 additional sites collected 3-hour pressurized samples each day, five days a week. Volume I reports on that phase of the program.

Volume II, a companion to Volume I, reports the results of the UATMP which speciated 38 target compounds from 24-hour ambient air samples at 19 urban locations.

Section 11 briefly describes the UATMP and summarizes the data by target compound and by site. Precision, accuracy, and compound identification confirmation results are also summarized. Section 12 gives more detail about the UATMP data by compound and by site. Section 13 discusses sampling equipment and the sample interface system which takes the ambient air sample from the canister, cryogenically preconcentrates the sample, and injects it into the gas chromatograph multidetector (GC/MD) or gas chromatograph/mass spectrometer (GC/MS) analytical system. Section 14 discusses quality assurance and quality control procedures and results--calibration, analytical precision, sampling and analysis precision, accuracy, completeness, compound identification confirmation, compound carryover in canisters and canister pressure, data validation, and data records. Section 15 gives recommendations for the UATMP which have derived from the 1988 program, and Section 16 lists references used in both Volume I and Volume II.

11.1 INTRODUCTION

In the third quarter of 1987, collection of 24-hour ambient air samples began at 19 urban sites in the contiguous United States. Analysis was performed at Radian Corporation's Research Triangle Park laboratory for 38 targeted air toxic organic compounds (see Table 14-4). The UATMP samples were collected on a 12-day schedule beginning the week of September 24, 1987 and continuing through October 6, 1988.[1] Table 11-1 lists the 1988 UATMP sites, along with the Storage and Retrieval of Aerometric Data (SAROAD) and Aerometric Information Retrieval System (AIRS) numbers, and the site codes used throughout this report.

Table 11-2 shows the distribution of valid samples among the UATMP sites, including the number of duplicates, the number of replicates, or repeated

TABLE 11-1. 1988 UATMP SITES

Site Code	City/State	SAROAD No.	AIRS No.
BRVT	Burlington, VT	47-0140-003-A05	50-007-0003
ATGA	Atlanta, GA	11-0020-053-A05	13-121-0053
BHAL	Birmingham, AL	01-1300-003-A05	01-073-1003
L2KY	Louisville, KY	18-2380-020-A05	21-111-1020
JAFL	Jacksonville, FL	10-1960-032-A05	12-031-0032
MIFL	Miami, FL	10-2700-002-A05	12-025-4002
C4IL[a]	Chicago, IL	14-1220-060-A05	17-031-0060
CLOH	Cleveland, OH	36-1300-033-A05	39-035-0033
DTMI	Detroit, MI	23-1180-032-A05	26-163-0032
DBMI	Detroit, MI (Dearborn)	23-1140-002-A05	26-163-0002
SAIL	E. St. Louis, IL (Sauget)	14-6900-010-A05	17-163-1010
HAIN	Hammond, IN	15-1780-008-A05	26-147-0005
PHMI	Port Huron, MI	23-4340-005-A05	26-147-0005
MDMI	Midland, MI	23-3480-005-A05	26-111-0007
LAMI	Lansing, MI	23-2840-013-A05	26-065-0013
DLTX	Dallas, TX	45-1310-069-A05	48-113-0069
H1TX	Houston, TX	45-2560-034-A05	48-201-1034
BRLA	Baton Rouge, LA	19-0280-004-A05	22-033-0004
P2OR	Portland, OR	38-1460-068-A05	41-015-0068

[a]From October 1987 through April 3, 1988 the site was located at Carver High School and was known as C4IL. From June 25, 1988 through September 18, 1988, the site was located at Washington High School and was known as C5IL. The SAROAD and AIRS Numbers are for C4IL.

TABLE 11-2. 1988 UATMP AMBIENT AIR SAMPLES AND ANALYSES

Site Code	No. of Samples	Duplicate Pairs	GC/MD Analyses Replicate Pairs	GC/MD Analyses Total	GC/MS Analyses
ATGA	31	5	4	40	6
BHAL	31	4	3	38	7
BRLA	30	5	4	39	6
BRVT	31	5	6	42	7
C4IL/C5IL[a]	27	3	4	34	7
CLOH	30	3	6	39	6
DBMI	28	6	4	38	6
DLTX	31	3	3	37	7
DTMI	26	4	5	35	6
H1TX	31	4	4	39	7
HAIN	31	5	4	40	6
JAFL	30	4	3	37	4
L2KY	29	4	4	37	6
LAMI	30	2	5	37	6
MDMI	29	6	4	39	6
MIFL	29	3	4	36	7
P2OR	31	5	3	39	6
PHMI	27	3	4	34	5
SAIL	31	3	5	39	6
Overall	563	77	79	719	118

[a]From October 1987 through April 3, 1988 the site was located at Carver High School and was known as C4IL. From June 25, 1988 through September 18, 1988, the site was located at Washington High School and was known as C5IL.

analyses, and the total number of GC/MD analyses and GC/MS confirmation analyses. A total of 118 analyses, or 20.9% of the total samples, were analyzed by GC/MS for compound identification confirmation.

11.2 DATA SUMMARY

This section summarizes the GC/MD analytical results. Data for each sample are tabulated in Appendix A (see Section 13 for a description of the sample and analysis procedures).

Data are grouped below in two ways, by compound and by site. For each target compound, summary concentrations are given as minima, maxima, and means, collecting the data from all 19 sites. Site-specific data summaries show which target compounds were identified in samples from each site, and give minimum, maximum, and mean concentrations.

11.2.1 Overall Data Summary by Compound

Table 11-3 presents the UATMP target compounds identified for all the sites. The number of cases of identification for each compound above the estimated method detection limit (MDL) is given along with the frequency at which they were identified. The frequency of occurrence is expressed as a percent of the 719 total GC/MD analyses, including replicate and duplicate analyses. Toluene and m/p-xylene were the most frequently identified compounds, while dibromochloromethane was the least, not having been observed in any of the samples analyzed. The concentration range for each compound is given as minimum and maximum, and the average concentration for each compound identified is given as the mean, expressed in ppbv and ug/m^3. In the penultimate column, the mean is also calculated assuming half the MDL for all compounds in which no concentration was measured. In the last column, the mean is calculated assuming the concentration of these undetected compounds is zero.

Ethylbenzene was not a target compound during the first quarter (3rd quarter 1987); therefore, the percent frequency of occurrence was calculated based on the total of GC/MD analyses for the remaining three quarters only. During the second quarter (1st quarter 1988), chloroprene could not be identified due to the inability to obtain a pure chloroprene standard.

TABLE 11-3. UATMP CUMULATIVE COMPOUND IDENTIFICATIONS WITH GC/MD FOR ALL SITES

Compound	Cases[a] No.	Cases[a] % Frequency[b]	Minimum ppbv	Maximum ppbv	Mean[c] ppbv	Mean[c] ug/m^3	Mean[d] ppbv	Mean[e] ppbv
Acetylene	12	6.2	1.69	23.85	12.13	12.91	1.22	0.75
Propylene	32	16.4	1.40	8.12	3.99	6.86	0.70	0.65
1,3-Butadiene	62	31.8	0.05	3.14	0.63	1.39	0.23	0.20
Vinyl chloride	2	1.0	0.45	3.62	2.03	5.20	0.12	0.02
Chloromethane	8	4.1	0.29	22.54	10.99	22.67	0.55	0.45
Chloroethane	26	13.3	0.12	10.34	1.49	3.94	0.24	0.20
Bromomethane	1	0.5	7.14	7.14	7.14	27.71	0.14	0.04
Methylene chloride	34	4.7	0.26	16.14	4.76	16.54	0.28	0.23
trans-1,2-Dichloroethylene	65	9.1	0.09	6.90	1.02	4.04	0.11	0.09
1,1-Dichloroethane	9	1.3	0.03	3.12	0.46	1.86	0.03	0.01
Chloroprene	55	10.2	0.07	8.92	1.03	3.73	0.13	0.10
Bromochloromethane	12	1.7	0.03	0.63	0.18	0.94	0.004	0.003
Chloroform	40	5.6	0.14	38.74	5.81	28.36	0.33	0.32
1,1,1-Trichloroethane	378	52.6	0.01	26.93	1.12	6.13	0.59	0.59
Carbon tetrachloride	12	1.7	0.16	0.59	0.30	1.86	0.01	0.01
1,2-Dichloroethane	314	43.7	0.06	25.72	1.82	7.37	0.81	0.79
Benzene/1,2-dichloroethane	317	44.1	0.29	32.10	3.19	--	1.43	1.41
Benzene	513	71.3	0.05	25.31	1.48	4.71	1.06	1.06
Trichloroethylene	95	13.2	0.07	31.48	1.79	9.61	0.24	0.24
1,2-Dichloropropane	43	6.0	0.03	4.72	1.10	5.06	0.08	0.07
Bromodichloromethane	2	0.3	0.04	0.27	0.16	1.04	0.001	0.0004
trans-1,3-Dichloropropylene	33	4.6	0.04	3.40	0.70	3.16	0.05	0.03
Toluene	675	93.9	0.04	329.30	4.00	15.07	3.76	3.76
n-Octane	113	15.7	0.03	5.09	0.88	4.11	0.15	0.14
n-Octane/trans-1,3-dichloropropylene	33	4.6	0.20	14.74	2.57	--	0.15	0.12
cis-1,3-Dichloropropylene	15	2.1	0.09	4.36	1.01	4.57	0.04	0.02
1,1,2-Trichloroethane	49	6.8	0.06	3.08	0.50	2.74	0.05	0.03
Tetrachloroethylene	114	15.9	0.05	92.73	1.80	12.23	0.31	0.29
Dibromochloromethane	0	0.0	0.00	0.00	0.00	--	0.00	0.00
Chlorobenzene	195	27.1	0.02	4.96	0.60	2.78	0.17	0.16
Ethylbenzene	281	52.0	0.03	161.90	1.44	6.26	0.75	0.75
m/p-Xylene	673	93.6	0.04	67.10	3.96	17.16	3.71	3.71
Styrene/o-xylene	561	78.0	0.03	67.90	1.22	--	0.95	0.95
Bromoform	5	0.7	0.01	1.55	0.42	4.37	0.003	0.003
1,1,2,2-Tetrachloroethane	24	3.3	0.01	2.30	0.53	3.65	0.02	0.02
m-Dichlorobenzene	101	14.0	0.02	3.60	0.44	2.63	0.07	0.06
p-Dichlorobenzene	137	19.1	0.07	309.53	5.66	34.01	1.11	1.08
o-Dichlorobenzene	61	8.5	0.03	4.80	1.18	7.08	0.11	0.10

[a] A total of 719 analyses (including duplicate and replicate) were performed by GC/MD.
[b] The percent of the total analyses in which the compound was identified.
[c] The arithmetic average concentration of all the compound identification cases.
[d] The arithmetic average concentration of all the compound identification cases using half the MDL value for compounds not detected.
[e] The arithmetic average concentration of all the compound identification cases using zero for compounds not detected.

Acetylene, propylene, chloromethane, vinyl chloride, 1,3-butadiene, bromomethane, and chloroethane were identified in the fourth quarter only (3rd quarter 1988) after a modification in the GC/MD analysis conditions. The percent frequency of these seven compounds was calculated using the total GC/MD analyses in the fourth quarter only. m-Xylene and p-xylene coelute on the analytical column used in the GC/MD system, therefore they are reported together as one identification. Styrene and o-xylene also coelute and are reported likewise. In the first three quarters of the UATMP, benzene and 1,2-dichloroethane coeluted on the FID; however, benzene could be quantitated from the PID. 1,2-Dichloroethane was quantitated with low confidence by subtracting the PID response for benzene from the FID response for benzene/1,2-dichloroethane. Benzene and 1,2-dichloroethane were resolved on the FID when the analytical conditions were changed before the fourth quarter. n-Octane and trans-1,3-dichloropropylene coeluted on the FID during the first quarter; therefore, during this time period they were reported together.

Table 11-4 groups the compounds by frequency of occurrence for the UATMP samples. This table is similar to Table 7-3 in Volume I of this report,[9] which groups compounds in the 3-hour ambient air samples in ranges of frequency of occurrence. Frequency of occurrence for some compounds is based on the identifications in samples collected during a period less than one year, as discussed previously in Section 11.2.1. In addition, methylene chloride could not be identified with certainty in several UATMP samples because of the presence of acetonitrile which interfered with the analysis. Nevertheless, many of the compounds in the 24-hour samples fall into the same frequency ranges as the 3-hour air toxics compounds reported in Volume I.[9]

11.2.2 Site-Specific Overall Data Summary

Site-specific compound identifications by GC/MD, by site code, are shown in Tables 11-5 through 11-23. The "cases" column gives the number of analyses in which the compound was identified at a concentration above its estimated MDL at a particular site. Concentration ranges are given in terms of minima and maxima for each compound. The mean, or average, concentrations are reported in the fourth column of each table. Means are also computed assuming information about those samples in which species concentrations were found to

TABLE 11-4. FREQUENCY OF TARGET COMPOUNDS IN 24-HOUR AMBIENT AIR SAMPLES

Range for Frequency of Occurrence	Target Compounds	
100% to 70%	Benzene	Styrene/o-xylene
	m/p-Xylene	
	Toluene	
52% to 31%	Ethylbenzene	1,2-Dichloroethane
	1,1,1-Trichloroethane	1,3-Butadiene
27% to 10%	Tetrachloroethylene	Propylene
	Trichloroethylene	Chlorobenzene
	m-Dichlorobenzene	n-Octane
	Chloroprene	p-Dichlorobenzene
		Chloroethane
9% to <0%[a]	Carbon tetrachloride	
	Acetylene	trans-1,2-Dichloroethylene
	Vinyl chloride	Chloroform
	Chloromethane	1,1,2-Trichloroethane
	Bromomethane	1,2-Dichloropropane
	1,1-Dichloroethane	1,1,2,2-Tetrachloroethane
	Bromochloromethane	Bromodichloromethane
	cis-1,3-Dichloropropylene	trans-1,3-Dichloropropylene
		Bromoform
		Methylene chloride
		o-Dichlorobenzene
Zero[b]	Dibromochloromethane	

[a]The lower limit of this range was the compound estimated method detection limit.
[b]Compound not identified above the detection limit.

TABLE 11-5. 1988 UATMP COMPOUND IDENTIFICATIONS WITH GC/MD FOR ATGA

Compound	Cases[a] ≥ MDL	Concentration, ppbv				
		Minimum	Maximum	Mean[b]	Mean[c]	Mean[d]
Propylene	5	2.55	4.74	3.83	1.63	1.60
1,3-Butadiene	3	0.19	0.34	0.27	0.11	0.07
Methylene chloride	6	0.72	6.32	3.88	0.63	0.58
Chloroprene	6	0.41	1.54	0.71	0.16	0.14
Chloroform	3	0.83	3.40	2.08	0.16	0.16
1,1,1-Trichloroethane	20	0.08	3.24	0.67	0.34	0.34
Carbon tetrachloride	1	0.16	0.16	0.16	0.004	0.004
1,2-Dichloroethane	17	0.27	2.91	1.46	0.63	0.62
Benzene/1,2-dichloroethane	17	0.94	5.00	2.34	1.02	1.00
Benzene	29	0.12	2.50	0.98	0.72	0.71
Trichloroethylene	3	0.29	31.47	14.48	1.09	1.09
1,2-Dichloropropane	4	0.06	1.41	0.64	0.08	0.06
trans-1,3-Dichloropropylene	3	0.20	0.40	0.28	0.04	0.02
Toluene	34	0.37	7.16	2.46	2.10	2.09
n-Octane	5	0.14	0.39	0.21	0.04	0.03
n-Octane/trans-1,3-dichloropropylene	1	0.45	0.45	0.45	0.05	0.01
cis-1,3-dichloropropylene	1	0.55	0.55	0.55	0.03	0.01
1,1,2-Trichloroethane	4	0.17	0.44	0.26	0.04	0.03
Tetrachloroethylene	11	0.08	0.73	0.30	0.11	0.08
Chlorobenzene	10	0.07	0.75	0.36	0.10	0.09
Ethylbenzene	14	0.16	0.82	0.44	0.21	0.21
m/p-Xylene	36	0.14	18.44	3.57	3.22	3.22
Styrene/o-Xylene	29	0.16	2.32	0.86	0.63	0.62
1,1,2,2-Tetrachloroethane	2	1.54	1.55	1.54	0.08	0.08
m-Dichlorobenzene	9	0.05	0.99	0.35	0.09	0.08
p-Dichlorobenzene	7	0.18	6.71	2.08	0.40	0.36
o-Dichlorobenzene	7	0.33	1.61	0.66	0.12	0.12

[a]The number of samples in which the compound was identified. The total number of samples analyzed was 40.
[b]The arithmetic average concentration of all the compound identification cases.
[c]The arithmetic average concentration of all the compound identification cases using half the MDL value for compounds not detected.
[d]The arithmetic average concentration of all the compound identification cases using zero for compounds not detected.

TABLE 11-6. 1988 UATMP COMPOUND IDENTIFICATIONS WITH GC/MD FOR BHAL

Compound	Cases[a] ≥ MDL	Concentration, ppbv				
		Minimum	Maximum	Mean[b]	Mean[c]	Mean[d]
Acetylene	2	1.69	6.00	3.84	1.17	0.77
Propylene	1	2.92	2.92	2.92	0.34	0.29
1,3-Butadiene	2	0.37	0.42	0.40	0.12	0.08
trans-1,2-Dichloroethylene	3	0.32	2.54	1.14	0.11	0.09
1,1-Dichloroethane	2	0.08	0.30	0.19	0.03	0.01
Chloroprene	2	0.23	0.59	0.41	0.06	0.03
1,1,1-Trichloroethane	26	0.04	2.49	0.57	0.39	0.39
1,2-Dichloroethane	21	0.42	25.72	3.36	1.87	1.86
Benzene/1,2-dichloroethane	21	1.07	32.10	5.70	3.17	3.15
Benzene	31	0.11	10.74	1.96	1.61	1.60
Trichloroethylene	1	0.24	0.24	0.24	0.01	0.01
1,2-Dichloropropane	1	1.67	1.67	1.67	0.06	0.04
trans-1,3-Dichloropropylene	3	0.05	0.99	0.45	0.05	0.04
Toluene	36	0.45	8.35	2.79	2.64	2.64
n-Octane	4	0.06	2.43	1.17	0.14	0.12
n-Octane/trans-1,3-dichloropropylene	1	4.20	4.20	4.20	0.14	0.11
cis-1,3-dichloropropylene	1	4.36	4.36	4.36	0.13	0.11
1,1,2-Trichloroethane	1	0.13	0.13	0.13	0.02	0.003
Tetrachloroethylene	5	0.07	0.37	0.20	0.06	0.03
Chlorobenzene	7	0.07	2.01	0.80	0.16	0.15
Ethylbenzene	13	0.15	161.90	12.87	5.77	5.77
m/p-Xylene	37	0.09	23.66	4.29	4.18	4.18
Styrene/o-Xylene	32	0.12	5.62	1.14	0.97	0.96
1,1,2,2-Tetrachloroethane	3	0.08	2.30	0.86	0.07	0.07
m-Dichlorobenzene	3	0.12	1.14	0.54	0.05	0.04
p-Dichlorobenzene	9	0.33	6.26	2.33	0.59	0.55
o-Dichlorobenzene	1	1.84	1.84	1.84	0.06	0.05

[a]The number of samples in which the compound was identified. The total number of samples analyzed was 38.
[b]The arithmetic average concentration of all the compound identification cases.
[c]The arithmetic average concentration of all the compound identification cases using half the MDL value for compounds not detected.
[d]The arithmetic average concentration of all the compound identification cases using zero for compounds not detected.

TABLE 11-7. 1988 UATMP COMPOUND IDENTIFICATIONS WITH GC/MD FOR BRLA

Compound	Cases[a] ≥ MDL	Concentration, ppbv				
		Minimum	Maximum	Mean[b]	Mean[c]	Mean[d]
Propylene	1	8.12	8.12	8.12	0.86	0.81
1,3-Butadiene	3	0.05	1.17	0.45	0.17	0.13
Chloroethane	2	0.19	0.98	0.59	0.16	0.12
trans-1,2-Dichloroethylene	1	3.28	3.28	3.28	0.10	0.08
Chloroprene	2	0.34	0.58	0.46	0.06	0.03
Chloroform	1	4.81	4.81	4.81	0.13	0.12
1,1,1-Trichloroethane	15	0.13	1.08	0.39	0.15	0.15
1,2-Dichloroethane	23	0.22	5.22	1.56	0.93	0.92
Benzene/1,2-dichloroethane	23	0.75	5.60	2.50	1.49	1.47
Benzene	33	0.08	3.91	1.02	0.87	0.86
Trichloroethylene	3	0.13	1.10	0.74	0.06	0.06
1,2-Dichloropropane	2	0.51	2.36	1.43	0.09	0.07
trans-1,3-Dichloropropylene	3	0.08	0.54	0.38	0.05	0.03
Toluene	37	0.51	9.04	2.16	2.05	2.05
n-Octane	6	0.14	2.22	1.04	0.17	0.16
n-Octane/trans-1,3-dichloropropylene	3	0.31	9.00	5.15	0.43	0.40
1,1,2-Trichloroethane	4	0.06	1.55	0.68	0.09	0.07
Tetrachloroethylene	3	0.11	0.42	0.26	0.05	0.02
Chlorobenzene	7	0.02	1.63	0.52	0.10	0.09
Ethylbenzene	13	0.13	10.88	1.68	0.76	0.75
m/p-Xylene	33	0.14	9.00	2.26	1.92	1.91
Styrene/o-Xylene	30	0.09	5.55	1.10	0.85	0.85
1,1,2,2-Tetrachloroethane	2	0.10	0.13	0.12	0.01	0.01
m-Dichlorobenzene	4	0.10	0.54	0.32	0.04	0.03
p-Dichlorobenzene	8	0.20	14.46	2.42	0.53	0.50
o-Dichlorobenzene	1	1.85	1.85	1.85	0.06	0.05

[a]The number of samples in which the compound was identified. The total number of samples analyzed was 39.
[b]The arithmetic average concentration of all the compound identification cases.
[c]The arithmetic average concentration of all the compound identification cases using half the MDL value for compounds not detected.
[d]The arithmetic average concentration of all the compound identification cases using zero for compounds not detected.

TABLE 11-8. 1988 UATMP COMPOUND IDENTIFICATIONS WITH GC/MD FOR BRVT

Compound	Cases[a] ≥ MDL	Concentration, ppbv				
		Minimum	Maximum	Mean[b]	Mean[c]	Mean[d]
Acetylene	1	15.35	15.35	15.35	1.74	1.28
Propylene	8	2.10	4.30	3.04	2.04	2.03
1,3-Butadiene	8	0.27	0.63	0.46	0.32	0.31
Methylene chloride	1	0.26	0.26	0.26	0.06	0.01
trans-1,2-Dichloroethylene	3	0.39	0.47	0.42	0.05	0.03
Chloroprene	6	0.08	0.53	0.22	0.06	0.04
Chloroform	3	0.18	1.94	0.88	0.07	0.06
1,1,1-Trichloroethane	24	0.04	2.06	0.49	0.28	0.28
Carbon tetrachloride	1	0.18	0.18	0.18	0.005	0.004
1,2-Dichloroethane	16	0.21	2.45	1.00	0.39	0.38
Benzene/1,2-dichloroethane	15	1.13	3.39	2.03	0.75	0.73
Benzene	27	0.14	2.36	1.26	0.82	0.81
1,2-Dichloropropane	1	0.31	0.31	0.31	0.03	0.01
trans-1,3-Dichloropropylene	4	0.10	1.17	0.62	0.08	0.06
Toluene	41	0.56	7.31	2.57	2.51	2.51
n-Octane	11	0.09	1.98	0.72	0.20	0.19
n-Octane/trans-1,3-dichloropropylene	6	0.60	4.68	1.99	0.31	0.28
1,1,2-Trichloroethane	1	3.08	3.08	3.08	0.09	0.07
Tetrachloroethylene	7	0.09	0.86	0.25	0.07	0.04
Chlorobenzene	8	0.07	0.98	0.37	0.08	0.07
Ethylbenzene	16	0.32	3.42	0.79	0.41	0.41
m/p-Xylene	42	0.32	13.40	4.25	4.25	4.25
Styrene/o-Xylene	36	0.15	4.03	1.20	1.03	1.03
1,1,2,2-Tetrachloroethane	1	0.13	0.13	0.13	0.004	0.0032
m-Dichlorobenzene	4	0.67	1.20	0.88	0.09	0.08
p-Dichlorobenzene	12	0.08	1.98	0.73	0.24	0.21
o-Dichlorobenzene	3	0.08	1.97	0.98	0.08	0.07

[a]The number of samples in which the compound was identified. The total number of samples analyzed was 42.
[b]The arithmetic average concentration of all the compound identification cases.
[c]The arithmetic average concentration of all the compound identification cases using half the MDL value for compounds not detected.
[d]The arithmetic average concentration of all the compound identification cases using zero for compounds not detected.

TABLE 11-9. 1988 UATMP COMPOUND IDENTIFICATIONS WITH GC/MD FOR C4IL/C5IL

Compound	Cases[a] ≥ MDL	Concentration, ppbv				
		Minimum	Maximum	Mean[b]	Mean[c]	Mean[d]
1,3-Butadiene	2	0.80	1.14	0.97	0.18	0.14
Chloroethane	4	0.23	2.41	0.84	0.27	0.24
Methylene chloride	3	1.58	5.90	4.39	0.44	0.39
trans-1,2-Dichloroethylene	6	0.29	2.35	1.28	0.24	0.23
Chloroprene	3	0.62	4.87	2.37	0.30	0.27
Bromochloromethane	1	0.17	0.17	0.17	0.01	0.005
1,1,1-Trichloroethane	24	0.09	3.99	1.04	0.73	0.73
Carbon tetrachloride	1	0.17	0.17	0.17	0.01	0.005
1,2-Dichloroethane	13	0.06	2.19	0.75	0.30	0.29
Benzene/1,2-dichloroethane	11	0.71	7.18	1.92	0.65	0.62
Benzene	25	0.13	6.83	1.15	0.85	0.84
Trichloroethylene	5	0.12	0.35	0.26	0.04	0.04
1,2-Dichloropropane	5	0.19	1.93	0.70	0.12	0.10
Bromodichloromethane	1	0.27	0.27	0.27	0.01	0.01
trans-1,3-Dichloropropylene	1	0.25	0.25	0.25	0.03	0.01
Toluene	33	0.31	329.30	16.14	15.66	15.66
n-Octane	4	0.14	0.38	0.22	0.04	0.003
n-Octane/trans-1,3-dichloropropylene	3	3.84	14.74	7.59	0.70	0.67
cis-1,3-dichloropropylene	1	0.44	0.44	0.44	0.03	0.01
1,1,2-Trichloroethane	4	0.09	1.12	0.53	0.08	0.06
Tetrachloroethylene	9	0.16	92.73	15.02	4.00	3.98
Chlorobenzene	12	0.06	3.59	0.46	0.17	0.16
Ethylbenzene	20	0.04	5.74	0.88	0.68	0.67
m/p-Xylene	34	0.39	67.10	4.59	4.59	4.59
Styrene/o-Xylene	28	0.12	12.03	1.06	0.87	0.87
1,1,2,2-Tetrachloroethane	1	0.50	0.50	0.50	0.02	0.01
m-Dichlorobenzene	6	0.02	2.40	0.52	0.10	0.09
p-Dichlorobenzene	1	6.64	6.64	6.64	0.24	0.20
o-Dichlorobenzene	4	0.03	3.74	1.29	0.16	0.15

[a]The number of samples in which the compound was identified. The total number of samples analyzed was 34.
[b]The arithmetic average concentration of all the compound identification cases.
[c]The arithmetic average concentration of all the compound identification cases using half the MDL value for compounds not detected.
[d]The arithmetic average concentration of all the compound identification cases using zero for compounds not detected.

TABLE 11-10. 1988 UATMP COMPOUND IDENTIFICATIONS WITH GC/MD FOR CLOH

Compound	Cases[a] ≥ MDL	Concentration, ppbv				
		Minimum	Maximum	Mean[b]	Mean[c]	Mean[d]
Acetylene	1	20.73	20.73	20.73	2.34	1.88
1,3-Butadiene	3	0.32	0.75	0.56	0.19	0.15
Chloroethane	1	0.14	0.14	0.14	0.06	0.01
Methylene chloride	5	3.50	6.54	4.86	0.67	0.62
trans-1,2-Dichloroethylene	6	0.10	0.67	0.32	0.07	0.05
Chloroprene	1	0.09	0.09	0.09	0.03	0.003
Bromochloromethane	1	0.14	0.14	0.14	0.005	0.004
Chloroform	1	6.11	6.11	6.11	0.16	0.16
1,1,1-Trichloroethane	31	0.05	6.08	1.37	1.09	1.09
1,2-Dichloroethane	16	0.28	6.02	1.88	0.78	0.77
Benzene/1,2-dichloroethane	16	1.02	9.74	3.52	1.47	1.45
Benzene	27	0.10	6.14	2.50	1.74	1.73
Trichloroethylene	10	0.42	3.53	1.32	0.34	0.34
1,2-Dichloropropane	3	0.93	1.29	1.09	0.10	0.08
trans-1,3-Dichloropropylene	1	0.82	0.82	0.82	0.04	0.02
Toluene	37	0.72	16.32	3.42	3.25	3.24
n-Octane	6	0.14	2.96	1.09	0.18	0.17
1,1,2-Trichloroethane	1	0.09	0.09	0.09	0.02	0.002
Tetrachloroethylene	12	0.11	7.72	1.44	0.47	0.44
Chlorobenzene	8	0.08	1.40	0.42	0.09	0.09
Ethylbenzene	17	0.18	2.15	0.69	0.41	0.40
m/p-Xylene	37	0.18	11.28	3.40	3.22	3.22
Styrene/o-Xylene	35	0.08	67.90	2.68	2.41	2.41
Bromoform	1	0.01	0.01	0.01	0.001	0.0002
1,1,2,2-Tetrachloroethane	4	0.31	0.66	0.47	0.05	0.05
m-Dichlorobenzene	8	0.09	1.15	0.44	0.10	0.09
p-Dichlorobenzene	5	0.26	6.40	3.63	0.50	0.47
o-Dichlorobenzene	5	0.50	1.54	0.79	0.11	0.10

[a]The number of samples in which the compound was identified. The total number of samples analyzed was 39.
[b]The arithmetic average concentration of all the compound identification cases.
[c]The arithmetic average concentration of all the compound identification cases using half the MDL value for compounds not detected.
[d]The arithmetic average concentration of all the compound identification cases using zero for compounds not detected.

TABLE 11-11. 1988 UATMP COMPOUND IDENTIFICATIONS WITH GC/MD FOR DBMI

Compound	Cases[a] ≥ MDL	Concentration, ppbv				
		Minimum	Maximum	Mean[b]	Mean[c]	Mean[d]
Propylene	3	4.38	6.88	5.54	1.70	1.66
1,3-Butadiene	2	0.12	0.15	0.14	0.07	0.03
Vinyl Chloride	1	0.45	0.45	0.45	0.14	0.05
Chloroethane	3	0.34	0.91	0.53	0.20	0.16
Bromomethane	1	7.14	7.14	7.14	0.80	0.71
trans-1,2-Dichloroethylene	3	0.12	0.59	0.34	0.05	0.03
1,1-Dichloroethane	2	0.05	0.09	0.07	0.02	0.004
Chloroprene	2	0.34	0.47	0.40	0.06	0.03
Chloroform	2	1.72	1.86	1.79	0.10	0.09
1,1,1-Trichloroethane	17	0.01	0.88	0.40	0.18	0.18
Carbon tetrachloride	1	0.18	0.18	0.18	0.01	0.005
1,2-Dichloroethane	14	0.22	5.60	1.71	0.64	0.63
Benzene/1,2-dichloroethane	15	0.56	8.21	2.70	1.09	1.07
Benzene	27	0.08	9.17	1.16	0.83	0.82
Trichloroethylene	2	0.48	0.77	0.62	0.03	0.03
1,2-Dichloropropane	2	0.46	0.87	0.67	0.05	0.04
Toluene	37	0.51	5.61	1.64	1.60	1.60
n-Octane	1	0.68	0.68	0.68	0.03	0.02
n-Octane/trans-1,3-dichloropropylene	2	0.76	1.58	1.17	0.09	0.06
1,1,2-Trichloroethane	1	0.22	0.22	0.22	0.03	0.01
Tetrachloroethylene	5	0.07	0.30	0.18	0.05	0.02
Chlorobenzene	4	0.08	2.36	0.79	0.09	0.08
Ethylbenzene	16	0.18	1.42	0.59	0.32	0.32
m/p-Xylene	36	0.10	10.01	2.83	2.68	2.68
Styrene/o-Xylene	25	0.12	4.87	0.70	0.47	0.46
1,1,2,2-Tetrachloroethane	2	0.11	0.32	0.22	0.01	0.01
m-Dichlorobenzene	2	0.16	0.71	0.43	0.03	0.02
p-Dichlorobenzene	5	0.12	2.60	0.85	0.15	0.11
o-Dichlorobenzene	1	0.41	0.41	0.41	0.02	0.01

[a]The number of samples in which the compound was identified. The total number of samples analyzed was 38.
[b]The arithmetic average concentration of all the compound identification cases.
[c]The arithmetic average concentration of all the compound identification cases using half the MDL value for compounds not detected.
[d]The arithmetic average concentration of all the compound identification cases using zero for compounds not detected.

TABLE 11-12. 1988 UATMP COMPOUND IDENTIFICATIONS WITH GC/MD FOR DLTX

Compound	Cases[a] ≥ MDL	Concentration, ppbv				
		Minimum	Maximum	Mean[b]	Mean[c]	Mean[d]
Propylene	2	3.93	4.37	4.15	0.87	0.83
1,3-Butadiene	1	0.30	0.30	0.30	0.08	0.03
Chloromethane	1	0.29	0.29	0.29	0.12	0.03
Methylene chloride	3	1.51	9.06	6.16	0.55	0.50
trans-1,2-Dichloroethylene	4	0.25	1.90	1.00	0.13	0.11
1,1-Dichloroethane	2	0.03	0.09	0.06	0.02	0.003
Chloroprene	2	0.10	0.45	0.27	0.05	0.02
Bromochloromethane	1	0.14	0.14	0.14	0.01	0.004
1,1,1-Trichloroethane	20	0.03	11.32	0.99	0.53	0.53
Carbon tetrachloride	1	0.23	0.23	0.23	0.01	0.01
1,2-Dichloroethane	17	0.45	1.79	1.07	0.50	0.49
Benzene/1,2-dichloroethane	17	0.50	5.86	1.72	0.81	0.79
Benzene	27	0.05	4.07	0.70	0.51	0.51
Trichloroethylene	4	0.35	1.45	0.66	0.07	0.07
1,2-Dichloropropane	1	0.93	0.93	0.93	0.04	0.03
trans-1,3-Dichloropropylene	3	0.21	1.00	0.50	0.06	0.04
Toluene	33	0.41	92.45	4.39	3.92	3.92
n-Octane	3	0.50	1.97	1.00	0.09	0.08
n-Octane/trans-1,3-dichloropropylene	1	0.44	0.44	0.44	0.05	0.01
cis-1,3-dichloropropylene	2	0.16	1.01	0.58	0.05	0.03
1,1,2-Trichloroethane	1	0.11	0.11	0.11	0.02	0.003
Tetrachloroethylene	8	0.07	0.81	0.32	0.10	0.07
Chlorobenzene	1	0.61	0.61	0.61	0.03	0.02
Ethylbenzene	10	0.03	1.41	0.31	0.12	0.11
m/p-Xylene	33	0.09	9.37	2.40	2.14	2.14
Styrene/o-Xylene	28	0.05	3.39	0.59	0.45	0.44
1,1,2,2-Tetrachloroethane	2	0.22	0.35	0.28	0.02	0.02
m-Dichlorobenzene	4	0.04	0.30	0.14	0.02	0.01
p-Dichlorobenzene	5	0.30	3.49	1.67	0.26	0.23
o-Dichlorobenzene	3	0.15	0.71	0.37	0.04	0.03

[a]The number of samples in which the compound was identified. The total number of samples analyzed was 37.
[b]The arithmetic average concentration of all the compound identification cases.
[c]The arithmetic average concentration of all the compound identification cases using half the MDL value for compounds not detected.
[d]The arithmetic average concentration of all the compound identification cases using zero for compounds not detected.

TABLE 11-13. 1988 UATMP COMPOUND IDENTIFICATIONS WITH GC/MD FOR DTMI

Compound	Cases[a] ≥ MDL	Concentration, ppbv				
		Minimum	Maximum	Mean[b]	Mean[c]	Mean[d]
Propylene	6	3.60	7.42	4.82	3.23	3.21
1,3-Butadiene	4	0.27	0.43	0.36	0.19	0.16
Chloroethane	2	1.90	10.34	6.12	1.40	1.36
Methylene chloride	1	15.96	15.96	15.96	0.51	0.46
trans-1,2-Dichloroethylene	3	0.17	3.59	1.46	0.14	0.13
Chloroprene	2	0.39	0.77	0.58	0.07	0.04
1,1,1-Trichloroethane	16	0.04	2.01	0.58	0.26	0.26
1,2-Dichloroethane	10	0.42	3.93	2.09	0.61	0.60
Benzene/1,2-dichloroethane	10	0.92	6.91	3.58	1.05	1.02
Benzene	19	0.10	3.02	1.81	0.99	0.98
Trichloroethylene	2	0.24	0.70	0.47	0.03	0.03
1,2-Dichloropropane	1	0.97	0.97	0.97	0.05	0.03
trans-1,3-Dichloropropylene	1	0.59	0.59	0.59	0.04	0.02
Toluene	32	0.55	21.10	3.45	3.16	3.16
n-Octane	10	0.14	1.01	0.46	0.14	0.13
n-Octane/trans-1,3-dichloropropylene	3	1.44	4.56	2.56	0.25	0.22
1,1,2-Trichloroethane	2	0.13	1.64	0.88	0.07	0.05
Tetrachloroethylene	8	0.07	12.76	2.05	0.50	0.47
Chlorobenzene	12	0.06	1.81	0.43	0.16	0.15
Ethylbenzene	14	0.19	1.93	0.70	0.35	0.35
m/p-Xylene	35	0.26	13.57	4.25	4.25	4.25
Styrene/o-Xylene	27	0.12	3.65	0.89	0.69	0.69
m-Dichlorobenzene	7	0.03	1.01	0.39	0.09	0.08
p-Dichlorobenzene	6	0.61	9.68	3.85	0.70	0.66
o-Dichlorobenzene	2	0.08	1.62	0.85	0.06	0.05

[a]The number of samples in which the compound was identified. The total number of samples analyzed was 35.
[b]The arithmetic average concentration of all the compound identification cases.
[c]The arithmetic average concentration of all the compound identification cases using half the MDL value for compounds not detected.
[d]The arithmetic average concentration of all the compound identification cases using zero for compounds not detected.

TABLE 11-14. 1988 UATMP COMPOUND IDENTIFICATIONS WITH GC/MD FOR H1TX

Compound	Cases[a] ≥ MDL	Concentration, ppbv				
		Minimum	Maximum	Mean[b]	Mean[c]	Mean[d]
1,3-Butadiene	6	0.48	1.76	1.11	0.63	0.60
Vinyl Chloride	1	3.62	3.62	3.62	0.42	0.33
trans-1,2-Dichloroethylene	1	0.20	0.20	0.20	0.02	0.01
1,1-Dichloroethane	1	3.12	3.12	3.12	0.10	0.08
Chloroprene	5	0.24	8.92	3.87	0.69	0.67
Bromochloromethane	1	0.10	0.10	0.10	0.004	0.003
Chloroform	1	0.55	0.55	0.55	0.02	0.01
1,1,1-Trichloroethane	14	0.17	26.93	2.69	0.97	0.97
1,2-Dichloroethane	25	0.40	3.94	1.78	1.15	1.14
Benzene/1,2-dichloroethane	25	1.21	6.44	2.91	1.88	1.87
Benzene	36	0.09	5.29	1.49	1.38	1.38
Trichloroethylene	1	1.45	1.45	1.45	0.04	0.04
1,2-Dichloropropane	4	1.02	2.47	1.50	0.17	0.15
trans-1,3-Dichloropropylene	1	0.22	0.22	0.22	0.03	0.01
Toluene	39	0.46	112.53	5.80	5.80	5.80
n-Octane	8	0.15	2.10	1.04	0.23	0.21
n-Octane/trans-1,3-dichloropropylene	1	0.46	0.46	0.46	0.05	0.01
1,1,2-Trichloroethane	6	0.12	1.12	0.49	0.09	0.08
Tetrachloroethylene	3	0.11	0.84	0.46	0.07	0.04
Chlorobenzene	15	0.05	1.64	0.47	0.19	0.18
Ethylbenzene	19	0.20	3.15	0.87	0.54	0.54
m/p-Xylene	39	0.20	43.94	4.19	4.19	4.19
Styrene/o-Xylene	35	0.12	17.80	1.43	1.28	1.28
m-Dichlorobenzene	10	0.02	1.48	0.30	0.08	0.08
p-Dichlorobenzene	8	0.26	4.42	2.21	0.49	0.45
o-Dichlorobenzene	3	0.09	2.00	0.79	0.07	0.06

[a]The number of samples in which the compound was identified. The total number of samples analyzed was 39.
[b]The arithmetic average concentration of all the compound identification cases.
[c]The arithmetic average concentration of all the compound identification cases using half the MDL value for compounds not detected.
[d]The arithmetic average concentration of all the compound identification cases using zero for compounds not detected.

TABLE 11-15. 1988 UATMP COMPOUND IDENTIFICATIONS WITH GC/MD FOR HAIN

Compound	Cases[a] ≥ MDL	Concentration, ppbv				
		Minimum	Maximum	Mean[b]	Mean[c]	Mean[d]
1,3-Butadiene	2	1.11	1.53	1.32	0.33	0.29
Methylene chloride	1	3.94	3.94	3.94	0.15	0.10
trans-1,2-Dichloroethylene	4	0.16	1.98	0.78	0.10	0.08
Chloroprene	4	0.40	5.06	2.26	0.33	0.30
Chloroform	6	0.98	4.58	2.11	0.32	0.32
1,1,1-Trichloroethane	15	0.04	1.63	0.44	0.16	0.16
1,2-Dichloroethane	11	0.50	8.54	3.03	0.85	0.83
Benzene/1,2-dichloroethane	11	1.04	16.95	4.87	1.37	1.34
Benzene	20	0.08	8.41	1.70	0.86	0.85
Trichloroethylene	2	0.17	1.81	0.99	0.05	0.05
1,2-Dichloropropane	2	0.26	1.21	0.74	0.06	0.04
trans-1,3-Dichloropropylene	2	3.10	3.40	3.25	0.18	0.16
Toluene	39	0.36	17.10	2.50	2.44	2.44
n-Octane	9	0.38	4.13	1.14	0.27	0.26
n-Octane/trans-1,3-dichloropropylene	1	4.40	4.40	4.40	0.14	0.11
cis-1,3-dichloropropylene	2	1.20	1.50	1.35	0.09	0.07
1,1,2-Trichloroethane	2	0.14	1.71	0.92	0.07	0.05
Tetrachloroethylene	1	0.68	0.68	0.68	0.05	0.02
Chlorobenzene	10	0.05	1.34	0.49	0.13	0.12
Ethylbenzene	11	0.11	1.63	0.40	0.16	0.15
m/p-Xylene	35	0.09	12.24	2.60	2.28	2.28
Styrene/o-Xylene	28	0.08	3.25	0.66	0.47	0.46
1,1,2,2-Tetrachloroethane	2	0.36	0.68	0.52	0.03	0.03
m-Dichlorobenzene	3	0.32	0.81	0.63	0.06	0.05
p-Dichlorobenzene	6	0.39	9.72	2.83	0.46	0.43
o-Dichlorobenzene	1	0.07	0.07	0.07	0.01	0.002

[a]The number of samples in which the compound was identified. The total number of samples analyzed was 40.
[b]The arithmetic average concentration of all the compound identification cases.
[c]The arithmetic average concentration of all the compound identification cases using half the MDL value for compounds not detected.
[d]The arithmetic average concentration of all the compound identification cases using zero for compounds not detected.

TABLE 11-16. 1988 UATMP COMPOUND IDENTIFICATIONS WITH GC/MD FOR JAFL

Compound	Cases[a] ≥ MDL	Concentration, ppbv				
		Minimum	Maximum	Mean[b]	Mean[c]	Mean[d]
1,3-Butadiene	1	0.71	0.71	0.71	0.11	0.06
Chloromethane	1	13.26	13.26	13.26	1.30	1.21
Chloroethane	2	0.12	0.22	0.17	0.07	0.03
trans-1,2-Dichloroethylene	3	0.28	1.04	0.61	0.07	0.05
Bromochloromethane	2	0.03	0.05	0.04	0.004	0.002
Chloroform	1	1.32	1.32	1.32	0.04	0.04
1,1,1-Trichloroethane	11	0.07	6.46	1.75	0.52	0.52
1,2-Dichloroethane	18	0.48	4.83	1.88	0.93	0.92
Benzene/1,2-dichloroethane	18	0.98	5.72	2.59	1.28	1.26
Benzene	29	0.09	2.62	0.77	0.61	0.60
Trichloroethylene	4	0.12	2.29	0.96	0.11	0.10
1,2-Dichloropropane	1	0.46	0.46	0.46	0.03	0.01
trans-1,3-Dichloropropylene	1	0.61	0.61	0.61	0.04	0.02
Toluene	29	0.46	9.06	2.87	2.25	2.25
n-Octane	3	0.53	3.53	1.64	0.15	0.13
1,1,2-Trichloroethane	4	0.09	2.30	0.84	0.11	0.09
Tetrachloroethylene	2	0.12	0.16	0.14	0.04	0.01
Chlorobenzene	9	0.07	1.09	0.43	0.11	0.10
Ethylbenzene	14	0.13	8.06	1.21	0.63	0.63
m/p-Xylene	32	0.14	22.52	3.79	3.28	3.28
Styrene/o-Xylene	28	0.06	6.28	1.50	1.14	1.13
Bromoform	1	1.55	1.55	1.55	0.04	0.04
m-Dichlorobenzene	5	0.11	3.60	1.12	0.16	0.15
p-Dichlorobenzene	4	1.52	16.76	6.17	0.71	0.67
o-Dichlorobenzene	5	0.55	4.80	2.39	0.33	0.32

[a]The number of samples in which the compound was identified. The total number of samples analyzed was 37.
[b]The arithmetic average concentration of all the compound identification cases.
[c]The arithmetic average concentration of all the compound identification cases using half the MDL value for compounds not detected.
[d]The arithmetic average concentration of all the compound identification cases using zero for compounds not detected.

TABLE 11-17. 1988 UATMP COMPOUND IDENTIFICATIONS WITH GC/MD FOR L2KY

Compound	Cases[a] ≥ MDL	Concentration, ppbv				
		Minimum	Maximum	Mean[b]	Mean[c]	Mean[d]
Acetylene	1	14.64	14.64	14.64	1.91	1.46
Propylene	2	4.59	6.67	5.63	1.17	1.13
1,3-Butadiene	7	0.16	0.89	0.40	0.29	0.28
Chloromethane	2	3.77	4.09	3.93	0.87	0.79
trans-1,2-Dichloroethylene	3	0.09	0.82	0.40	0.05	0.03
1,1-Dichloroethane	2	0.12	0.26	0.19	0.03	0.01
Chloroprene	6	0.07	0.74	0.34	0.10	0.07
Chloroform	1	3.12	3.12	3.12	0.09	0.08
1,1,1-Trichloroethane	22	0.03	3.26	0.76	0.45	0.45
1,2-Dichloroethane	17	0.52	5.11	1.93	0.90	0.88
Benzene/1,2-dichloroethane	17	0.97	8.20	3.30	1.54	1.52
Benzene	25	0.14	3.09	1.57	1.07	1.06
Trichloroethylene	5	0.08	0.69	0.37	0.05	0.05
1,2-Dichloropropane	4	0.26	1.39	0.89	0.11	0.10
Bromodichloromethane	1	0.04	0.04	0.04	0.002	0.001
Toluene	37	0.26	31.35	7.03	7.03	7.03
n-Octane	7	0.33	5.09	1.79	0.35	0.34
1,1,2-Trichloroethane	1	0.36	0.36	0.36	0.03	0.01
Tetrachloroethylene	3	0.19	0.69	0.45	0.07	0.04
Chlorobenzene	14	0.10	1.91	0.41	0.16	0.15
Ethylbenzene	17	0.34	2.37	1.33	0.81	0.81
m/p-Xylene	37	0.42	18.88	6.09	6.09	6.09
Styrene/o-Xylene	32	0.09	4.86	1.68	1.45	1.45
1,1,2,2-Tetrachloroethane	1	0.42	0.42	0.42	0.01	0.01
m-Dichlorobenzene	4	0.05	0.34	0.16	0.03	0.02
p-Dichlorobenzene	10	0.26	4.33	1.44	0.42	0.39
o-Dichlorobenzene	4	0.21	0.39	0.27	0.04	0.03

[a]The number of samples in which the compound was identified. The total number of samples analyzed was 37.
[b]The arithmetic average concentration of all the compound identification cases.
[c]The arithmetic average concentration of all the compound identification cases using half the MDL value for compounds not detected.
[d]The arithmetic average concentration of all the compound identification cases using zero for compounds not detected.

TABLE 11-18. 1988 UATMP COMPOUND IDENTIFICATIONS WITH GC/MD FOR LAMI

Compound	Cases[a] ≥ MDL	Concentration, ppbv				
		Minimum	Maximum	Mean[b]	Mean[c]	Mean[d]
Propylene	2	1.75	1.84	1.80	0.44	0.40
Methylene chloride	1	16.14	16.14	16.14	0.49	0.44
Bromochloromethane	1	0.63	0.63	0.63	0.02	0.02
Chloroform	1	0.26	0.26	0.26	0.01	0.01
1,1,1-Trichloroethane	13	0.01	0.99	0.35	0.12	0.12
1,2-Dichloroethane	12	0.18	2.65	1.05	0.35	0.34
Benzene/1,2-dichloroethane	12	0.29	3.72	1.47	0.50	0.48
Benzene	21	0.05	2.35	0.55	0.32	0.31
Trichloroethylene	2	0.70	1.03	0.87	0.05	0.05
1,2-Dichloropropane	1	0.97	0.97	0.97	0.05	0.03
trans-1,3-Dichloropropylene	1	0.46	0.46	0.46	0.03	0.01
Toluene	33	0.20	17.52	3.13	2.79	2.79
n-Octane	7	0.18	2.59	0.96	0.19	0.18
n-Octane/trans-1,3-dichloropropylene	1	0.20	0.20	0.20	0.04	0.01
cis-1,3-dichloropropylene	2	0.53	0.60	0.57	0.05	0.03
1,1,2-Trichloroethane	6	0.18	0.52	0.32	0.07	0.05
Tetrachloroethylene	10	0.07	0.77	0.27	0.10	0.07
Chlorobenzene	4	0.13	0.32	0.23	0.03	0.03
Ethylbenzene	14	0.12	3.35	0.72	0.39	0.39
m/p-Xylene	35	0.05	21.89	3.73	3.53	3.53
Styrene/o-Xylene	26	0.04	5.89	0.91	0.64	0.64
Bromoform	1	0.49	0.49	0.49	0.01	0.01
1,1,2,2-Tetrachloroethane	1	1.60	1.60	1.60	0.04	0.04
m-Dichlorobenzene	9	0.02	1.66	0.36	0.10	0.09
p-Dichlorobenzene	3	2.01	9.23	5.29	0.47	0.43
o-Dichlorobenzene	4	0.27	1.35	0.81	0.10	0.09

[a]The number of samples in which the compound was identified. The total number of samples analyzed was 37.
[b]The arithmetic average concentration of all the compound identification cases.
[c]The arithmetic average concentration of all the compound identification cases using half the MDL value for compounds not detected.
[d]The arithmetic average concentration of all the compound identification cases using zero for compounds not detected.

TABLE 11-19. 1988 UATMP COMPOUND IDENTIFICATIONS WITH GC/MD FOR MDMI

Compound	Cases[a] ≥ MDL	Concentration, ppbv				
		Minimum	Maximum	Mean[b]	Mean[c]	Mean[d]
Acetylene	1	15.60	15.60	15.60	2.01	1.56
1,3-Butadiene	3	0.30	1.85	0.94	0.32	0.28
Chloromethane	4	11.16	22.54	16.62	6.71	6.65
Chloroethane	3	1.38	9.62	4.20	1.30	1.26
Methylene chloride	7	1.32	8.28	3.81	0.73	0.68
trans-1,2-Dichloroethylene	3	0.22	0.95	0.51	0.06	0.04
Bromochloromethane	2	0.11	0.33	0.22	0.01	0.01
Chloroform	3	0.37	2.77	1.19	0.09	0.09
1,1,1-Trichloroethane	20	0.06	11.48	1.19	0.61	0.61
Carbon tetrachloride	4	0.37	0.59	0.45	0.05	0.05
1,2-Dichloroethane	13	0.16	4.75	1.46	0.50	0.49
Benzene/1,2-dichloroethane	16	0.47	8.94	2.61	1.10	1.07
Benzene	25	0.07	6.75	1.43	0.93	0.92
Trichloroethylene	4	0.07	3.62	1.03	0.11	0.11
1,2-Dichloropropane	2	0.25	0.37	0.31	0.03	0.02
trans-1,3-Dichloropropylene	1	1.11	1.11	1.11	0.05	0.03
Toluene	39	0.27	12.29	2.03	2.03	2.03
n-Octane	4	0.23	1.56	1.11	0.13	0.11
1,1,2-Trichloroethane	3	0.11	0.22	0.15	0.03	0.01
Tetrachloroethylene	11	0.09	3.14	1.07	0.33	0.30
Chlorobenzene	16	0.04	1.30	0.55	0.23	0.23
Ethylbenzene	14	0.09	0.72	0.33	0.16	0.16
m/p-Xylene	35	0.08	8.51	1.59	1.43	1.43
Styrene/o-Xylene	29	0.04	3.67	0.64	0.48	0.48
1,1,2,2-Tetrachloroethane	2	0.03	0.25	0.14	0.01	0.01
m-Dichlorobenzene	6	0.03	0.82	0.23	0.04	0.03
p-Dichlorobenzene	4	0.27	2.09	1.22	0.17	0.13
o-Dichlorobenzene	4	0.04	0.41	0.19	0.03	0.02

[a]The number of samples in which the compound was identified. The total number of samples analyzed was 39.
[b]The arithmetic average concentration of all the compound identification cases.
[c]The arithmetic average concentration of all the compound identification cases using half the MDL value for compounds not detected.
[d]The arithmetic average concentration of all the compound identification cases using zero for compounds not detected.

TABLE 11-20. 1988 UATMP COMPOUND IDENTIFICATIONS WITH GC/MD FOR MIFL

Compound	Cases[a] ≥ MDL	Concentration, ppbv				
		Minimum	Maximum	Mean[b]	Mean[c]	Mean[d]
Acetylene	1	10.16	10.16	10.16	1.47	1.02
Propylene	2	1.40	3.11	2.26	0.49	0.45
1,3-Butadiene	1	0.20	0.20	0.20	0.07	0.02
Chloroethane	2	0.37	0.52	0.44	0.13	0.09
Methylene chloride	2	4.32	4.59	4.46	0.30	0.25
trans-1,2-Dichloroethylene	5	0.28	6.90	1.87	0.28	0.26
Chloroprene	2	0.10	1.00	0.55	0.07	0.04
Chloroform	5	0.71	38.35	23.39	3.25	3.25
1,1,1-Trichloroethane	25	0.16	23.69	2.42	1.68	1.68
Carbon tetrachloride	1	0.16	0.16	0.16	0.01	0.005
1,2-Dichloroethane	23	0.25	3.18	1.48	0.95	0.95
Benzene/1,2-dichloroethane	23	1.03	4.65	2.23	1.44	1.43
Benzene	33	0.06	2.12	0.91	0.83	0.83
Trichloroethylene	22	0.08	7.64	2.58	1.57	1.57
1,2-Dichloropropane	2	4.41	4.72	4.56	0.27	0.25
trans-1,3-Dichloropropylene	4	0.04	1.40	0.54	0.08	0.06
Toluene	35	1.44	11.18	4.76	4.63	4.63
n-Octane	6	0.44	1.34	0.79	0.14	0.13
n-Octane/trans-1,3-dichloropropylene	3	1.41	2.28	1.80	0.18	0.15
1,1,2-Trichloroethane	2	0.19	0.26	0.22	0.03	0.01
Tetrachloroethylene	7	0.11	3.29	0.84	0.19	0.16
Chlorobenzene	18	0.14	1.33	0.56	0.29	0.28
Ethylbenzene	17	0.36	2.30	0.87	0.55	0.54
m/p-Xylene	32	0.31	18.14	5.21	4.63	4.63
Styrene/o-Xylene	34	0.12	6.52	1.72	1.62	1.62
Bromoform	1	0.05	0.05	0.05	0.002	0.001
m-Dichlorobenzene	7	0.08	0.98	0.47	0.10	0.09
p-Dichlorobenzene	17	0.46	24.56	3.39	1.63	1.60
o-Dichlorobenzene	6	1.17	3.89	2.27	0.39	0.38

[a]The number of samples in which the compound was identified. The total number of samples analyzed was 36.
[b]The arithmetic average concentration of all the compound identification cases.
[c]The arithmetic average concentration of all the compound identification cases using half the MDL value for compounds not detected.
[d]The arithmetic average concentration of all the compound identification cases using zero for compounds not detected.

TABLE 11-21. 1988 UATMP COMPOUND IDENTIFICATIONS WITH GC/MD FOR P2OR

Compound	Cases[a] ≥ MDL	Concentration, ppbv				
		Minimum	Maximum	Mean[b]	Mean[c]	Mean[d]
1,3-Butadiene	6	0.46	3.14	1.44	0.98	0.96
Chloroethane	2	0.13	0.14	0.13	0.07	0.03
Methylene chloride	1	4.56	4.56	4.56	0.17	0.12
trans-1,2-Dichloroethylene	9	0.14	5.09	2.26	0.54	0.52
Chloroprene	5	0.19	1.07	0.47	0.11	0.09
Bromochloromethane	1	0.09	0.09	0.09	0.002	0.002
Chloroform	3	0.14	0.54	0.33	0.03	0.03
1,1,1-Trichloroethane	16	0.09	1.78	0.55	0.23	0.23
1,2-Dichloroethane	24	0.45	4.88	1.85	1.15	1.15
Benzene/1,2-dichloroethane	25	0.98	5.44	2.74	1.77	1.76
Benzene	34	0.06	2.95	1.07	0.93	0.93
Trichloroethylene	2	0.31	0.40	0.36	0.02	0.02
1,2-Dichloropropane	3	1.43	1.80	1.66	0.15	0.13
trans-1,3-Dichloropropylene	2	0.08	2.29	1.18	0.08	0.06
Toluene	38	0.72	6.74	2.47	2.41	2.41
n-Octane	3	0.20	2.71	1.12	0.10	0.09
n-Octane/trans-1,3-dichloropropylene	2	0.97	1.52	1.24	0.10	0.06
cis-1,3-dichloropropylene	1	2.29	2.29	2.29	0.08	0.06
1,1,2-Trichloroethane	1	0.18	0.18	0.18	0.02	0.005
Tetrachloroethylene	2	0.14	1.07	0.60	0.06	0.03
Chlorobenzene	13	0.03	1.39	0.55	0.19	0.18
Ethylbenzene	13	0.15	1.85	0.69	0.31	0.30
m/p-Xylene	36	0.15	17.22	4.53	4.18	4.18
Styrene/o-Xylene	29	0.04	3.72	0.99	0.74	0.74
m-Dichlorobenzene	3	0.05	1.41	0,62	0.06	0.05
p-Dichlorobenzene	8	0.33	309.53	40.25	8.29	8.26
o-Dichlorobenzene	3	0.10	2.17	0.82	0.07	0.06

[a]The number of samples in which the compound was identified. The total number of samples analyzed was 39.
[b]The arithmetic average concentration of all the compound identification cases.
[c]The arithmetic average concentration of all the compound identification cases using half the MDL value for compounds not detected.
[d]The arithmetic average concentration of all the compound identification cases using zero for compounds not detected.

TABLE 11-22. 1988 UATMP COMPOUND IDENTIFICATIONS WITH GC/MD FOR PHMI

Compound	Cases[a] ≥ MDL	Concentration, ppbv				
		Minimum	Maximum	Mean[b]	Mean[c]	Mean[d]
Acetylene	3	8.96	23.85	17.41	5.57	5.22
1,3-Butadiene	3	0.20	0.30	0.26	0.11	0.08
Chloroethane	2	0.42	3.30	1.86	0.41	0.37
Methylene chloride	1	2.22	2.22	2.22	0.12	0.07
trans-1,2-Dichloroethylene	5	0.10	0.28	0.19	0.05	0.03
Chloroprene	2	0.53	0.66	0.60	0.07	0.04
Chloroform	7	0.47	12.98	3.70	0.70	0.70
1,1,1-Trichloroethane	24	0.14	6.63	2.08	1.35	1.35
Carbon tetrachloride	2	0.35	0.35	0.35	0.02	0.02
1,2-Dichloroethane	9	0.49	6.09	1.84	0.46	0.45
Benzene/1,2-dichloroethane	10	1.16	6.17	2.51	0.71	0.68
Benzene	20	0.05	5.46	1.19	0.65	0.64
Trichloroethylene	12	0.31	3.01	1.08	0.35	0.35
1,2-Dichloropropane	1	0.55	0.55	0.55	0.03	0.01
trans-1,3-Dichloropropylene	1	0.23	0.23	0.23	0.03	0.01
Toluene	28	0.04	13.33	2.85	2.16	2.16
n-Octane	4	0.08	1.24	0.65	0.08	0.07
n-Octane/trans-1,3-dichloropropylene	3	1.27	1.48	1.40	0.15	0.11
Tetrachloroethylene	3	0.12	0.22	0.17	0.05	0.01
Chlorobenzene	4	0.18	0.64	0.31	0.04	0.03
Ethylbenzene	13	0.07	1.06	0.46	0.23	0.23
m/p-Xylene	30	0.04	8.34	2.09	1.70	1.69
Styrene/o-Xylene	21	0.03	2.13	0.48	0.28	0.27
m-Dichlorobenzene	1	0.12	0.12	0.12	0.01	0.003
p-Dichlorobenzene	2	0.10	1.32	0.71	0.08	0.04

[a]The number of samples in which the compound was identified. The total number of samples analyzed was 34.
[b]The arithmetic average concentration of all the compound identification cases.
[c]The arithmetic average concentration of all the compound identification cases using half the MDL value for compounds not detected.
[d]The arithmetic average concentration of all the compound identification cases using zero for compounds not detected.

TABLE 11-23. 1988 UATMP COMPOUND IDENTIFICATIONS WITH GC/MD FOR SAIL

Compound	Cases[a] ≥ MDL	Concentration, ppbv				
		Minimum	Maximum	Mean[b]	Mean[c]	Mean[d]
Acetylene	2	3.37	5.75	4.56	1.31	0.91
1,3-Butadiene	5	0.24	0.44	0.32	0.19	0.16
Chloroethane	3	0.40	1.59	0.85	0.29	0.25
Methylene chloride	2	1.05	2.93	1.99	0.15	0.10
trans-1,2-Dichloroethylene	3	0.21	0.31	0.26	0.04	0.02
Chloroprene	5	0.11	2.64	0.89	0.17	0.14
Bromochloromethane	2	0.06	0.29	0.18	0.01	0.01
Chloroform	2	5.01	38.74	21.88	1.12	1.12
1,1,1-Trichloroethane	25	0.03	9.00	1.91	1.22	1.22
1,2-Dichloroethane	15	0.29	10.61	3.38	1.31	1.30
Benzene/1,2-dichloroethane	15	0.80	30.04	9.78	3.79	3.76
Benzene	25	0.15	25.31	5.31	3.41	3.41
Trichloroethylene	11	0.26	6.35	1.78	0.50	0.50
1,2-Dichloropropane	3	0.03	1.01	0.66	0.07	0.05
trans-1,3-Dichloropropylene	1	0.34	0.34	0.34	0.03	0.01
Toluene	38	0.36	95.11	4.38	4.27	4.27
n-Octane	12	0.03	2.52	0.50	0.16	0.15
n-Octane/trans-1,3-dichloropropylene	2	0.70	1.80	1.25	0.10	0.06
cis-1,3-dichloropropylene	5	0.09	1.61	0.49	0.08	0.06
1,1,2-Trichloroethane	5	0.11	0.73	0.37	0.06	0.05
Tetrachloroethylene	4	0.06	0.42	0.19	0.05	0.02
Chlorobenzene	23	0.06	4.96	1.49	0.88	0.88
Ethylbenzene	16	0.16	8.32	2.55	1.41	1.40
m/p-Xylene	39	0.10	57.36	8.45	8.45	8.45
Styrene/o-Xylene	29	0.09	22.87	2.20	1.64	1.64
Bromoform	1	0.02	0.02	0.02	0.001	0.0005
1,1,2,2-Tetrachloroethane	1	0.01	0.01	0.01	0.001	0.0003
m-Dichlorobenzene	6	0.06	1.02	0.47	0.08	0.07
p-Dichlorobenzene	17	0.66	28.62	10.33	4.53	4.50
o-Dichlorobenzene	4	1.53	4.75	3.20	0.34	0.33

[a]The number of samples in which the compound was identified. The total number of samples analyzed was 39.
[b]The arithmetic average concentration of all the compound identification cases.
[c]The arithmetic average concentration of all the compound identification cases using half the MDL value for compounds not detected.
[d]The arithmetic average concentration of all the compound identification cases using zero for compounds not detected.

be below the MDL. In the next to the last column, means are computed assuming half the MDL for all those species in which no concentration was measured. In the last column, means are computed assuming the concentration of these undetected species is zero.

11.3 PRECISION

Analytical precision was estimated by comparing analytical results for repeated, or replicate, analyses of site samples. The overall precision results are given in Table 11-24 for all compounds and all sites. The "mean" in Table 11-24 refers to the average concentration for the replicate pair analysis for a given compound. The "average" in Table 11-24 is the arithmetic mean of the concentration means of all replicate pairs. The range of concentrations of the means was found to be from 0.04 to 38.18 ppbv. Because of the wide range, the precision reported in Table 11-24 gives a realistic assessment of the performance of the analytical portion of the method. Statistics are given for the standard deviation, the percent coefficient of variation, and the absolute percent difference. The precision results average 14.0% in terms of average percent coefficient of variation and 19.9% in terms of average absolute percent difference. These are excellent results combining the precision for 38 compounds and 19 sites. These results should be viewed as a measure of analytical precision and not the total method precision.

Sampling and analysis precision is summarized in Table 11-25 and was calculated from analyses of duplicate samples. The data in the table include the analytical results from all the sites and all the target compounds. The average percent coefficient of variation and absolute percent difference are 14.5% and 20.5%, respectively. These values are slightly larger than the corresponding results for replicate analyses because the duplicate values include the sum of the sampling and analytical error.

11.4 ACCURACY

Accuracy for the GC/MD analysis was measured in terms of external audits received from the Environmental Monitoring Systems Laboratory (EMSL), Quality Assurance Division (QAD) of the U. S. EPA at Research Triangle Park, North Carolina. Seven analytical audits were conducted in 1988, approximately one each month beginning in March 1988. Both the GC/MD and GC/MS analytical systems were subject to the audits.

TABLE 11-24. 1988 UATMP OVERALL PRECISION FOR REPLICATE PAIRS

Replicate Pair Statistic[a]	Minimum	Maximum	Average
Mean, ppbv	0.04	38.18	2.21
Standard Deviation, ppbv	0.00	4.56	0.22
% Coefficient of Variation	0.00	116.20	14.04
Absolute % Difference	0.00	164.33	19.86

[a]518 compound identifications made in the replicate pair analyses.

TABLE 11-25. 1988 UATMP OVERALL PRECISION FOR DUPLICATE PAIRS

Duplicate Pair Statistic[a]	Minimum	Maximum	Average
Mean, ppbv	0.03	227.48	2.54
Standard Deviation, ppbv	0.00	143.99	0.59
% Coefficient of Variation	0.00	130.88	14.51
Absolute % Difference	0.00	185.09	20.52

[a]498 compound identifications made in the duplicate pair analyses.

During the period from Audits 1 through 4, accuracy (or percent bias) was frequently greater than 30%. After comparing the reported audit results to the actual amounts added to the audit sample, the inaccuracy was attributed to erroneous calibration concentrations. The working standards were, at this time, being prepared in-house from individual pure compounds. To improve the accuracy vendor certified (±5%) gas standards were purchased and a dynamic flow dilution apparatus was developed to generate in-house calibration standards. This procedure greatly improved the audit results and brought the percent bias well within the ±30% range.

For Audits 5, 6, and 7 the biases for the UATMP target compounds averaged 0.1%, 6.9%, and 4.9%, respectively, for the GC/MD analyses. Bias results for GC/MS averaged -0.2%, 6.7%, and 12.3%, respectively.

Details of the audits are given in Section 14.7.

11.5 GC/MS COMPOUND IDENTIFICATION CONFIRMATION RESULTS

Compounds were identified by the GC/MD analytical system using a combination of retention time, photoionization detector/flame ionization detector (PID/FID) ratio, electron capture detector/flame ionization detector (ECD/FID) ratio, and detector specificity. Compound identification confirmation was accomplished by analyzing about 21% of the samples by GC/MS in the full scan and multiple ion detection (MID) modes. For all the analyses GC/MS confirmed 86.9% of the compound identifications made by GC/MD analyses. Confirmation was complicated during part of the program by acetonitrile interference in the GC/MD analyses related to the aldehyde collection portion of the sampler for some of the samples.

Further discussion of the compound identification procedure and results is given in Section 14.8.

12. UATMP DATA

The UATMP data were summarized in Section 11 by target compound and by site code. Appendix A contains the results of each analysis. This section will discuss some of the trends which appear in the 1988 data.

12.1 OVERALL RESULTS

In Table 11.3, the compounds identified for all sites were presented along with the percent frequency at which they were identified. Table 11.4 further groups the compounds by their range of frequency of occurrence. Benzene, toluene, and m/p-xylene were among the compounds identified in 100% to 70% of the UATMP samples. A closer look at the actual frequency of these three compounds reveals that while toluene and m/p-xylene occurred at a rate of 93.8 and 93.5 percent, respectively; benzene was identified in only 71.3 percent of cases. At this time, the reason for this trend is not apparent.

12.2 SITE-SPECIFIC RESULTS

Benzene, toluene, and m/p-xylene (BTX) were identified at all the UATMP sites more frequently than other target compounds. Figure 12-1 is an example of how the concentrations of these three compounds changed from October 1987 through September 1988 for Birmingham, Alabama (BHAL). The BTX concentration changes in BHAL are typical of the changes seen in the other site data for these compounds. The 24-hour concentrations of toluene and m/p-xylene track one another well and are about equal. The concentration of benzene is consistently lower than toluene and m/p-xylene. Three general patterns of behavior can be identified in Figure 12-1. From October 1987 through about March 1, 1988, BTX concentrations are quite variable, averaging 4 to 6 ppbv. From about March 1 through about May 1, the concentrations are roughly constant at an average of about 1.0 ppbv. From about May 1 through September 1988, the BTX concentrations track each other well, around 2.0 to 3.0 ppbv, and show moderate variability.

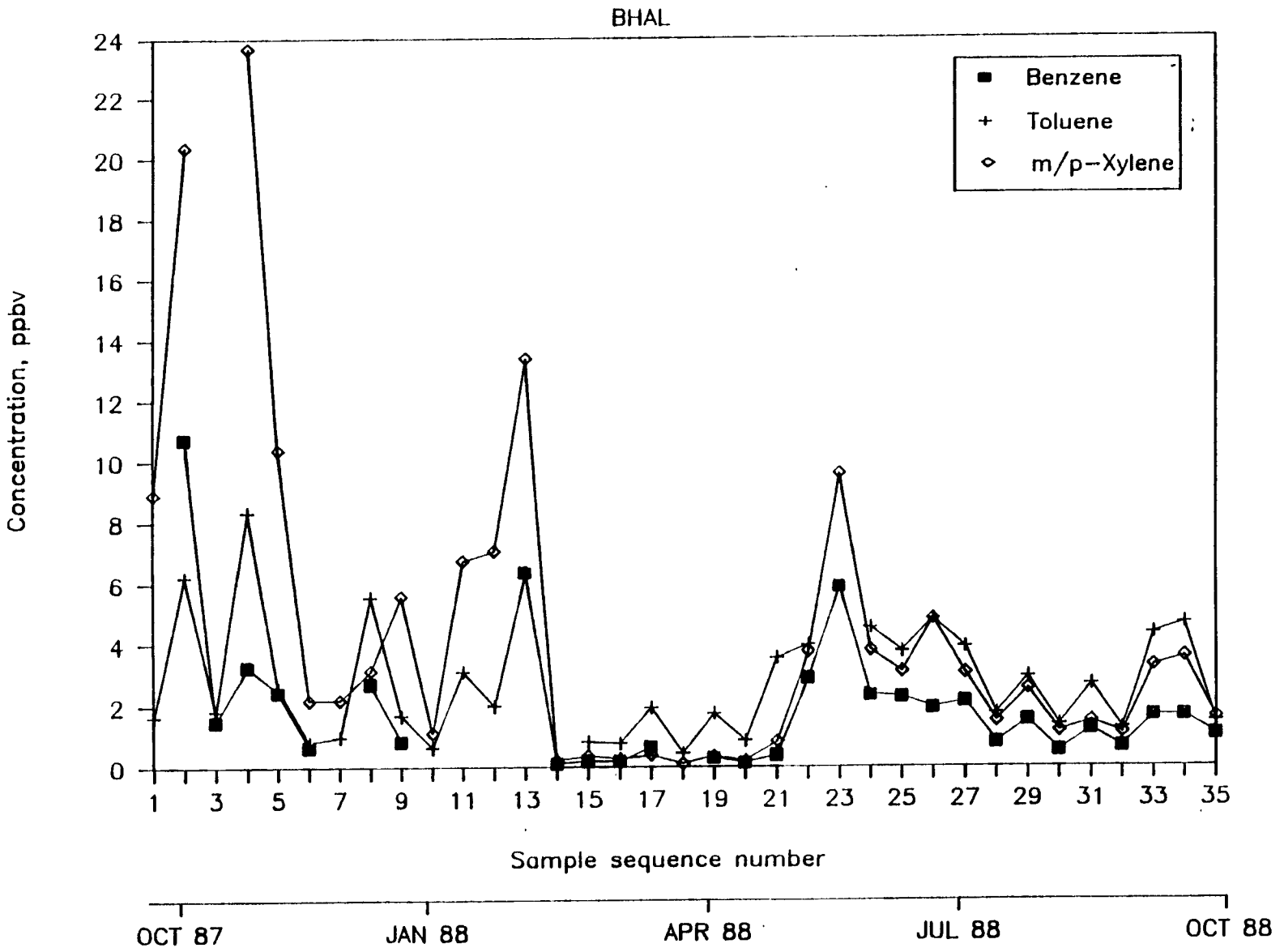

Figure 12-1. Benzene, toluene, and m/p-xylene concentration in BHAL 1988 UATMP samples.

Similar graphs are shown in Appendix B for all UATMP sites, including BHAL, and all display the same three patterns discussed above. The period of time between October 1987 and March 1988 may show more variability than later data because the GC/MD analytical methods were still being improved during that time. The data after March 1988 show much less variability from sample to sample and are representative of the ambient air samples at the UATMP sites during the later period of time.

The March 1 through May 1 time period of especially low BTX concentrations seems to vary from site to site, but is still identifiable. No reason for this trend in the data has been identified.

13. URBAN AIR TOXICS TECHNICAL NOTES

This section describes the sampling equipment used in the 1988 UATMP, its operation and certification; the sample interface, which takes a sample from the canister for injection into the analytical equipment; the generation of calibration standards; and the analytical equipment and procedures. Compound identification procedures are detailed, along with the GC/MS compound identification confirmation procedures. Finally, the UATMP canister cleanup procedure is described briefly.

13.1 SAMPLING EQUIPMENT

A perspective view of the UATMP sampler is given in Figure 13-1, while Figure 13-2 shows the detailed layout of the sample lines, flow controllers, and the other components of the UATMP sampler. The sampler was designed to obtain a 24-hour integrated ambient air sample in an evacuated stainless steel canister. Separate sample lines are used for the ambient air sample and for the aldehyde sample cartridges. The aldehyde sample lines are heated from the inlet to the aldehyde cartridges.

The aldehyde sample cartridges were prepared by an EPA Mobile Source Branch onsite contractor and sent to Radian Corporation's Research Triangle Park laboratory for shipment to the UATMP sites. Each aldehyde cartridge was given a unique serial number. Three cartridges, one blank and two duplicates, were enclosed with each canister sent to the sites. After ambient air sample collection was complete, site operators returned the aldehyde cartridges to the Radian laboratory in the canister shipment container along with sample canisters and sample custody records. The aldehyde cartridges were transferred for analysis to the EPA Environmental Monitoring Systems Laboratory (EMSL). The aldehyde results will be reported in a separate report.

The UATMP samplers were set to begin drawing air through the sample inlet and sample lines about 6 hours before the it was directed into the evacuated sample canister(s). This procedure ensured that once the flow in the

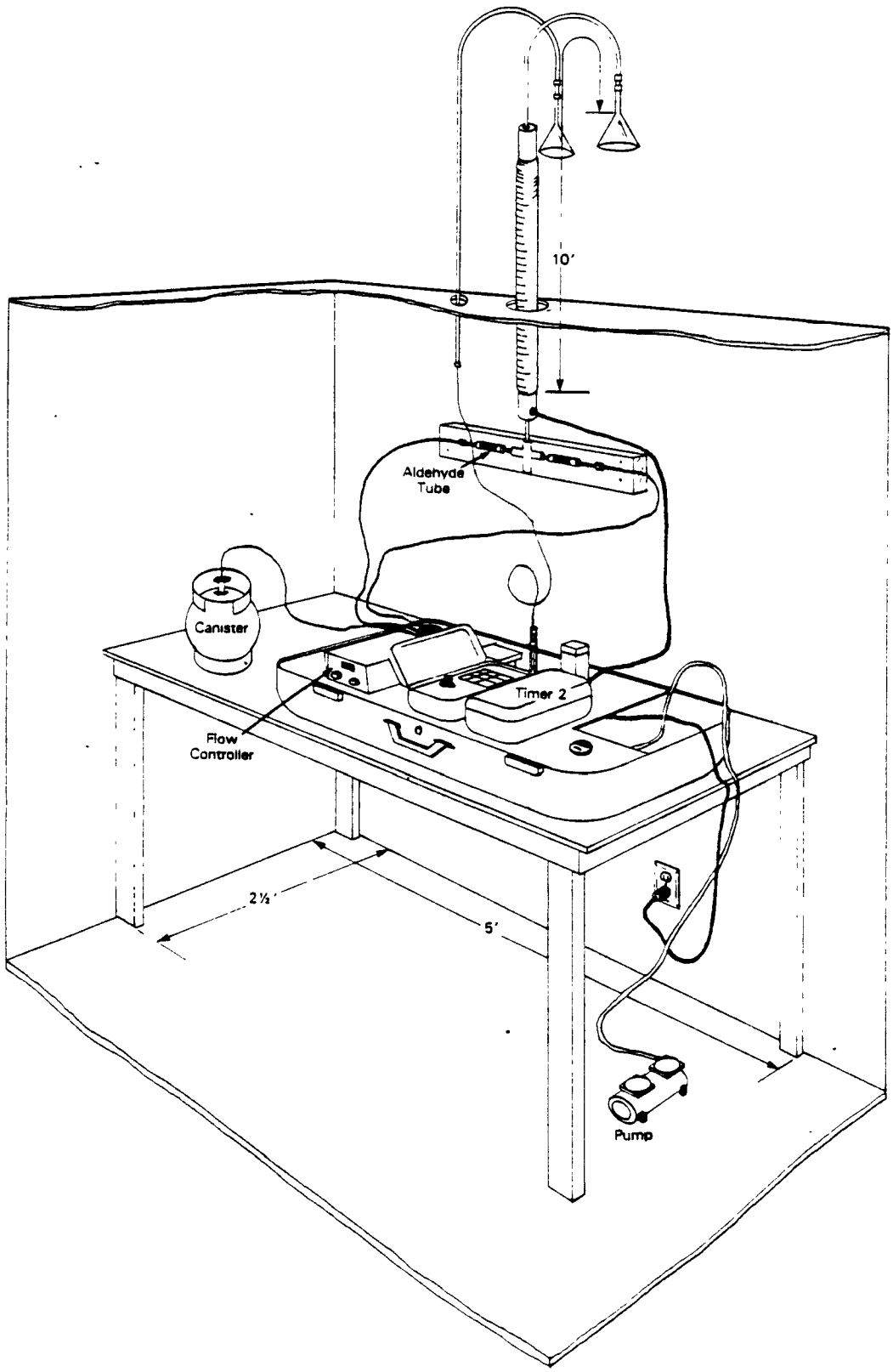

Figure 13-1. Perspective view of UATMP sampler.

1692427R

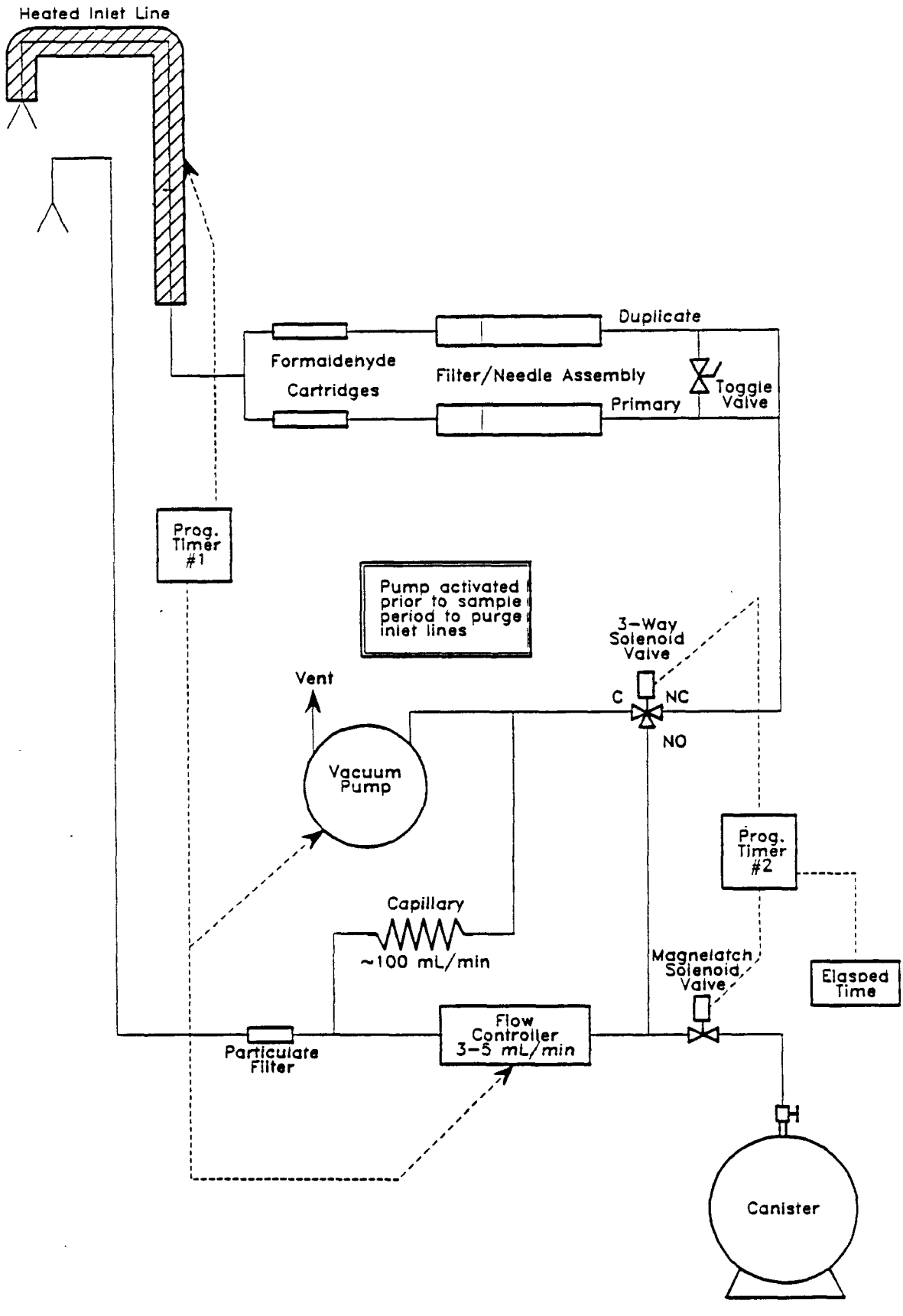

1682404R

Figure 13-2. Sampling assembly for the UATMP.

sample line was directed into the canister, the sample line had been well purged with ambient air. The sample flow rate into the 6-L canister was controlled at approximately 3.5 mL/minute. The resulting pressure in the canister after 24 hours was approximately 1.0 to 5.0 inches mercury (Hg) vacuum. Section 14.5 presents and discusses the actual canister pressure distribution after the canisters were received in Radian Corporation's Research Triangle Park laboratory. The method of sampling operated on a slip-stream approach with the canister under vacuum (about 29.72 inches Hg vacuum) to avoid potential contamination from the pump.

13.1.1 Sampler Certification Blanks

Before the samplers were installed at the UATMP sites they were certified in Radian Corporation's Research Triangle Park laboratory. Certification consisted of purging the sampler with cleaned, humidified air, followed by collecting a sample of the cleaned, dried air that had been humidified through the purged UATMP samplers for GC/MD analysis. The purpose of the wet purge was to help remove any adherent contaminants from the sampler. The chromatograms from these certification sample analyses were archived for each sampler. Few target compounds, or other interfering compounds, remained in the gas stream after purging.

13.1.2 Sampler Certification Selected Target Compound Challenge

Following the UATMP sampler blank certification, a challenge gas containing eleven selected target compounds was passed through three of the samplers, chosen at random. The three samplers used were Sampler No. T-21, Sampler No. T-11, and Sampler No. T-10. The collected challenge gas samples were analyzed by GC/MD. The average concentration of the target compounds in the challenge gas was 12.2 ppbv.

Table 13-1 shows the percent bias calculated with the analysis of the challenge gas being used as a reference concentration. Percent bias ranged from -10.4% for chlorobenzene (from Sampler No. T-11) to +135.3% for

TABLE 13-1. 1988 UATMP SAMPLER CERTIFICATION BIAS

Compound	Percent Bias			
	Sampler T-21	Sampler T-11	Sampler T-10	Average
Chloroform	56.94	26.01	135.34	72.76
1,1,1-Trichloroethane	18.91	8.31	18.71	15.38
Carbon tetrachloride	18.15	15.39	21.75	18.43
Benzene	3.31	-4.63	-1.86	-1.06
Trichloroethylene	20.61	-3.45	-0.38	5.59
1,2-Dichloropropane	20.45	0.37	8.28	9.70
Toluene	5.28	-10.03	-8.24	-4.33
Tetrachloroethylene	57.52	7.96	10.02	25.17
Dibromochloromethane	81.75	3.39	7.07	30.74
Chlorobenzene	15.44	-10.37	-3.54	0.51
Styrene/o-xylene	41.31	7.90	39.12	29.44
Average Percent Bias	30.883	3.714	20.589	18.396

chloroform (from Sampler No. T-10), and averaged 18.4 percent. Sampler average biases ranged from 3.7% for Sampler No. T-11 to 30.9% for Sampler No. T-11. These samplers were assumed to be representative of all the UATMP samplers, and average bias in the range of about ±30% was considered satisfactory.

13.2 SAMPLE INTERFACE SYSTEM

Figure 13-3 shows the UATMP GC/MD system which includes the Sample Interface System, the Analytical System, and the Data System. Figure 13-4 diagrams the sample interface system. The upper part of Figure 13-4 shows the configuration of the interface system valve for the loading of sample through Trap 1 in which the sample is condensed (trapped) by being immersed in liquid argon.

The lower part of Figure 13-4 shows the sample interface system valve in the position for injecting the cryogenically trapped sample into the gas chromatograph. In the latter mode, the argon is removed from the trap, and the trap is heated.

The sample interface takes a constant volume sample of about 250 mL from the sample canister and preconcentrates the sample by cryogenic trapping (see Load Trap 1 in Figure 13-4). Following sample preconcentration, the 8-port sampling valve is placed in the inject position (Inject Trap 1 in Figure 13-4) and the sample trap is rapidly heated. Helium carrier gas transports the trapped sample directly onto the head of the column.

Initial calibration of the GC/MD system showed that the sample interface system provided a consistent sample volume with a precision (coefficient of variation) of less than 3 percent.

13.3 CALIBRATION STANDARDS GENERATION

Calibration standards were generated with a dynamic flow dilution apparatus. The flow dilution system used certified gases and diluted them with zero-grade air that had been routed through a catalytic oxidizer and then humidified with HPLC-grade water. The gases were mixed in a SUMMA®-treated mixing sphere and bled into evacuated canisters. One dilution stream was routed through a SUMMA®-treated bubbler containing HPLC-grade water to humidify it, and the other stream was not humidified. The dilution air streams were then brought together for mixing with the streams from three

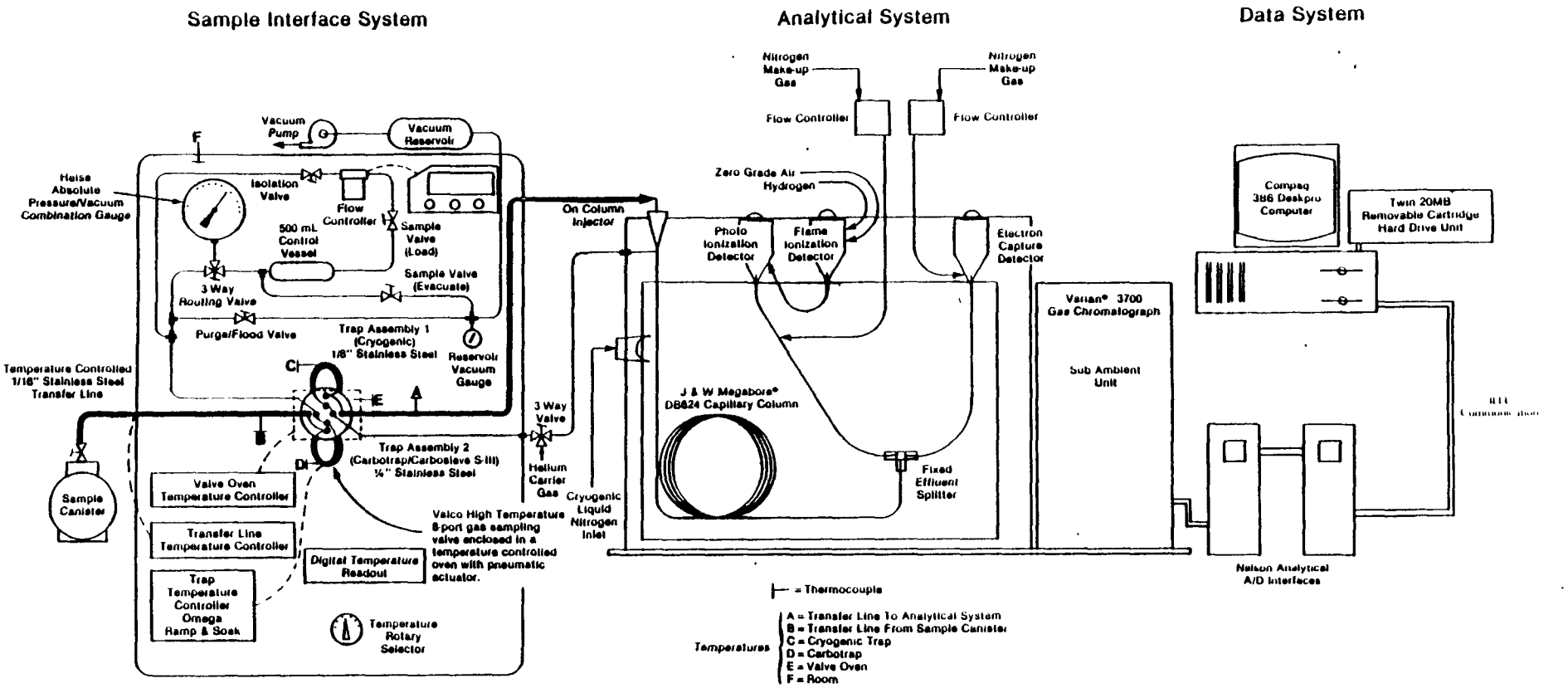

Figure 13-3. Gas chromatographic multidector system.

1281788R

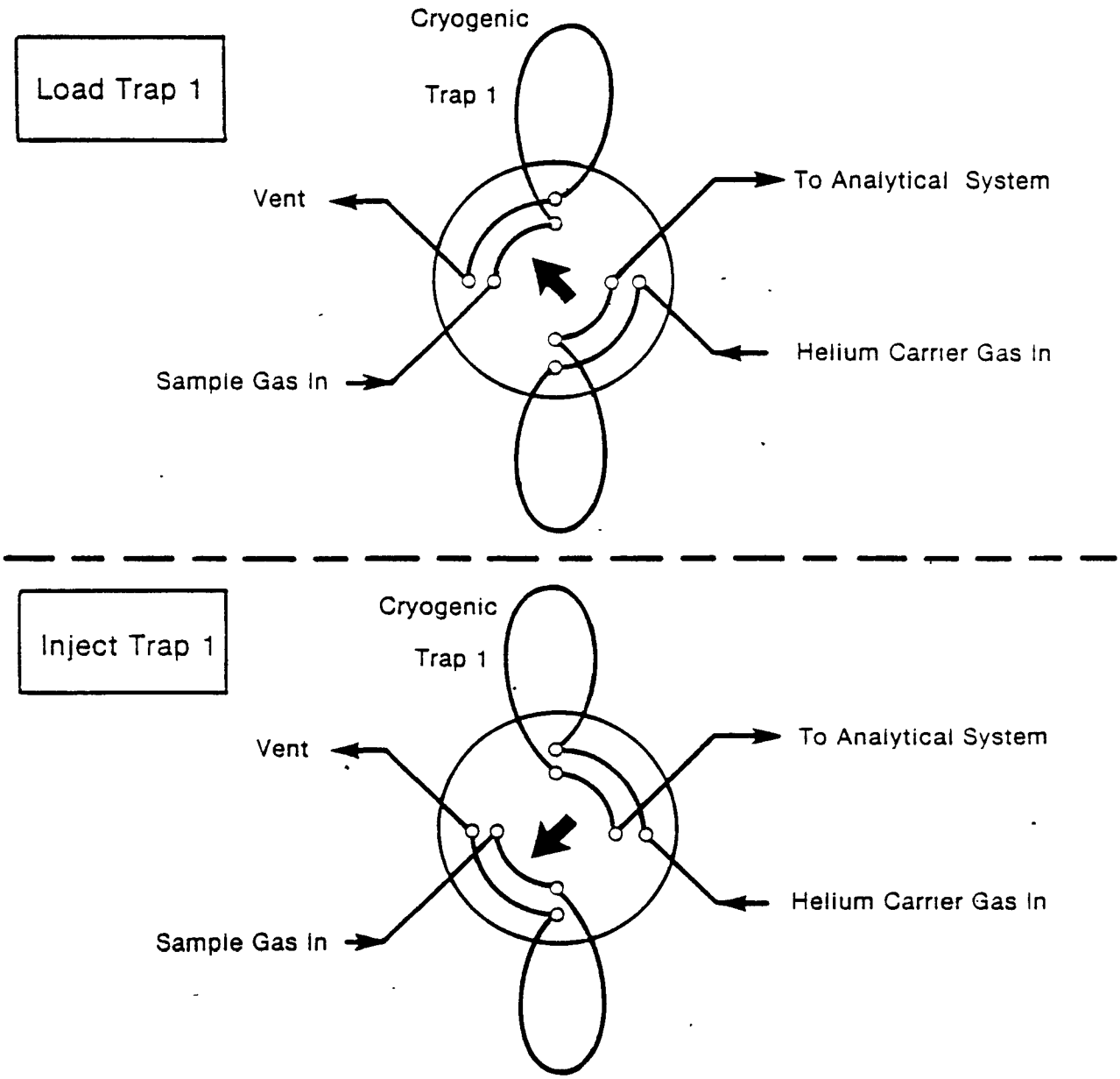

Valve viewed from handle

9870533R

Figure 13-4. Sample interface system.

certified cylinders. Flow rates from all four streams (three from the certified cylinders, and one from the dilution cylinder) were gauged and controlled by mass flow controllers. The split air dilution streams were metered by "wet" and "dry" rotameters from the humidified and unhumidified dilution air streams respectively.

The system was evacuated with a vacuum pump while the closed canister was connected. A precision absolute pressure gauge measured the canister pressure before and after filling. The lines leading to the canister and to the mixing sphere were flushed for at least 15 minutes with standard gas before being connected to the canister for filling. A diagram of the apparatus is shown in Figure 13-5.

13.4 ANALYSIS

UATMP samples were analyzed for 38 target compounds by the GC/MD system. Having simultaneous detector responses from ECD, PID, and the FID allowed the analyst to identify target compounds with greater accuracy. Quantitation was done primarily using the FID response, although the ECD was used for quantitation of most halogenated compounds. Over 20% of the UATMP samples were also analyzed for compound identification confirmation by GC/MS operating in the full scan or MID mode.

13.4.1 GC/MD Instrumentation

The gas chromatograph used with the multidetector system was a VARIAN 3700. Table 13-2 gives the GC/MD operating conditions. Figure 13-6 shows the multiple detector system arrangement.

The oven, which contains the DB-624 capillary column, is cooled to -30°C with liquid nitrogen at the beginning of the sample injection. The -30°C temperature is held for 1 minute and then the temperature is increased at the rate of 3°C per minute to a final temperature of 180°C. The gas eluting from the DB-624 capillary column goes through a 1:10 fixed splitter which divides the flow to the ECD and the PID/FID. The smaller gas stream from the splitter goes to the ECD, while the larger fraction goes first to the PID and then the FID.

13.4.2 GC/MS Instrumentation

One hundred eighteen UATMP samples were analyzed by GC/MS using a FINNIGAN OWA 1050 and 4510 operating in the full scan and MID mode. The full

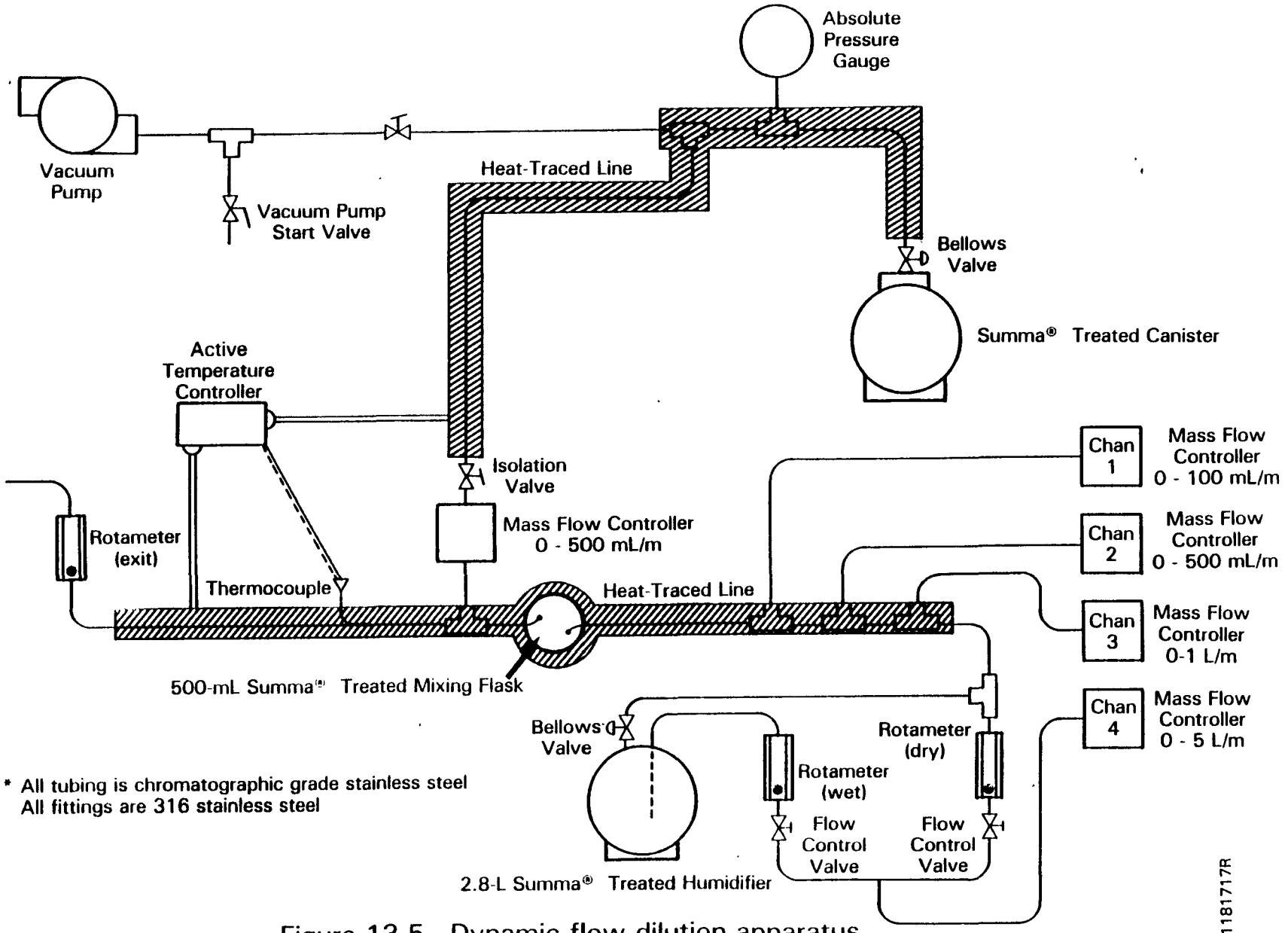

Figure 13-5. Dynamic flow dilution apparatus.

TABLE 13-2. 1988 UATMP GC/MD OPERATING CONDITIONS

J&W Megabore® DB-624 Capillary Column:

Length	:	30 m
Inside Diameter	:	0.53 mm
Oven Temperature:		-30°C for one minute Temperature programmed at 3°C/minute to 180°C

Detector Temperatures:

FID:	250°C
PID:	225°C
ECD:	250°C

Injector Oven Temperature: 200°C

Gas Flow Rates:

Helium Carrier Gas:		7 mL/min
N_2 Make-up	:	23 mL/min
H_2 to FID	:	30 mL/min
Air to FID	:	300 mL/min

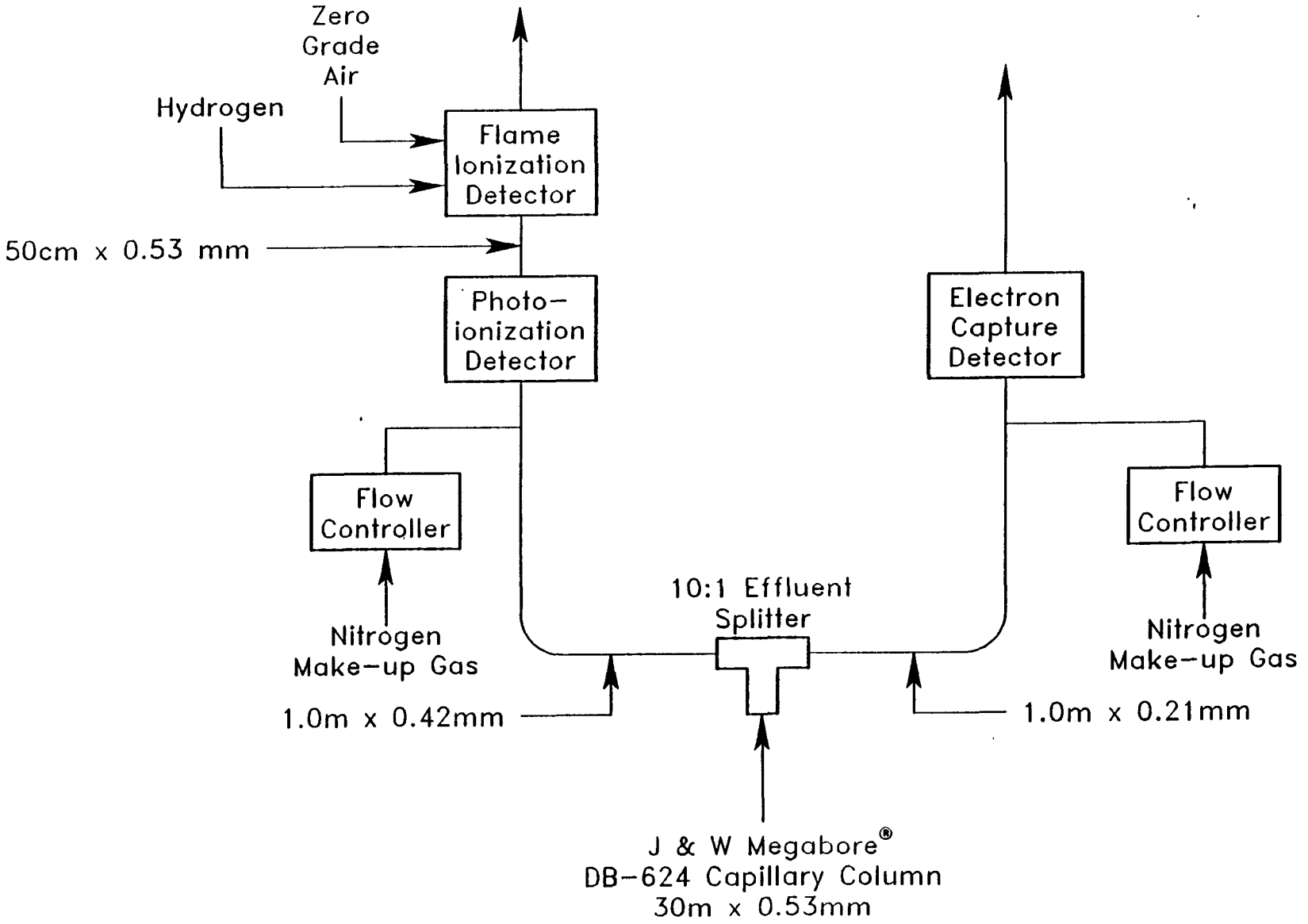

Figure 13-6. UATMP multiple detector system.

1592424R

scan mode was originally used to detect unknown compounds. The MID mode was subsequently used to obtain more sensitivity which lowered the estimated MDLs. In order to make the instrument sensitivity (and MDLs) approximately equivalent to the sensitivity of the GC/MD system, a 500-mL sample (at room temperature and barometric pressure) was taken by the GC/MS sample interface system.

13.5 CANISTER CLEANUP

The sample canister cleanup system used for the 1988 UATMP is the same as the one described in the 1988 Quality Assurance Project Plan (QAPP) and the 1988 NMOC Monitoring Program.[1,9] The canister cleanup system is shown in Figure 13-7. The canister cleanup procedure used for the UATMP sample canisters was the same as the cleanup procedure for the NMOC canisters, and was described in Section 3.3.2 of Volume I of this report.[9]

A bank of eight canisters was connected to each manifold shown in Figure 13-7. The valve on each canister was opened, with the shutoff valves and the bellows valves closed. The vacuum pump was started and one of the bellows valves was opened, drawing a vacuum on the canisters connected to the corresponding manifold. After reaching 5 mm Hg absolute pressure as indicated on the absolute pressure gauge, the vacuum was maintained for 15 minutes. The bellows valve was then closed and cleaned, dried air that had been humidified at about 80% humidity was introduced to the evacuated canisters until the pressure reached 20 psig. The canisters were filled from the clean air system at the rate of 6.0 L/min. This flow rate was recommended by the manufacturer as the highest flow rate at which the catalytic oxidizers eliminate hydrocarbons with a minimum 99.7% efficiency.

When the first manifold had completed the evacuation phase and was being pressurized, the second manifold was then subjected to vacuum by opening its bellows valve. After 15 minutes, the second manifold was isolated from the vacuum and connected to the clean, dried air that had been humidified. The first manifold of canisters was then taken through a second cycle of evacuation and pressurization. Each manifold bank of eight canisters was subjected to two cleanup cycles.

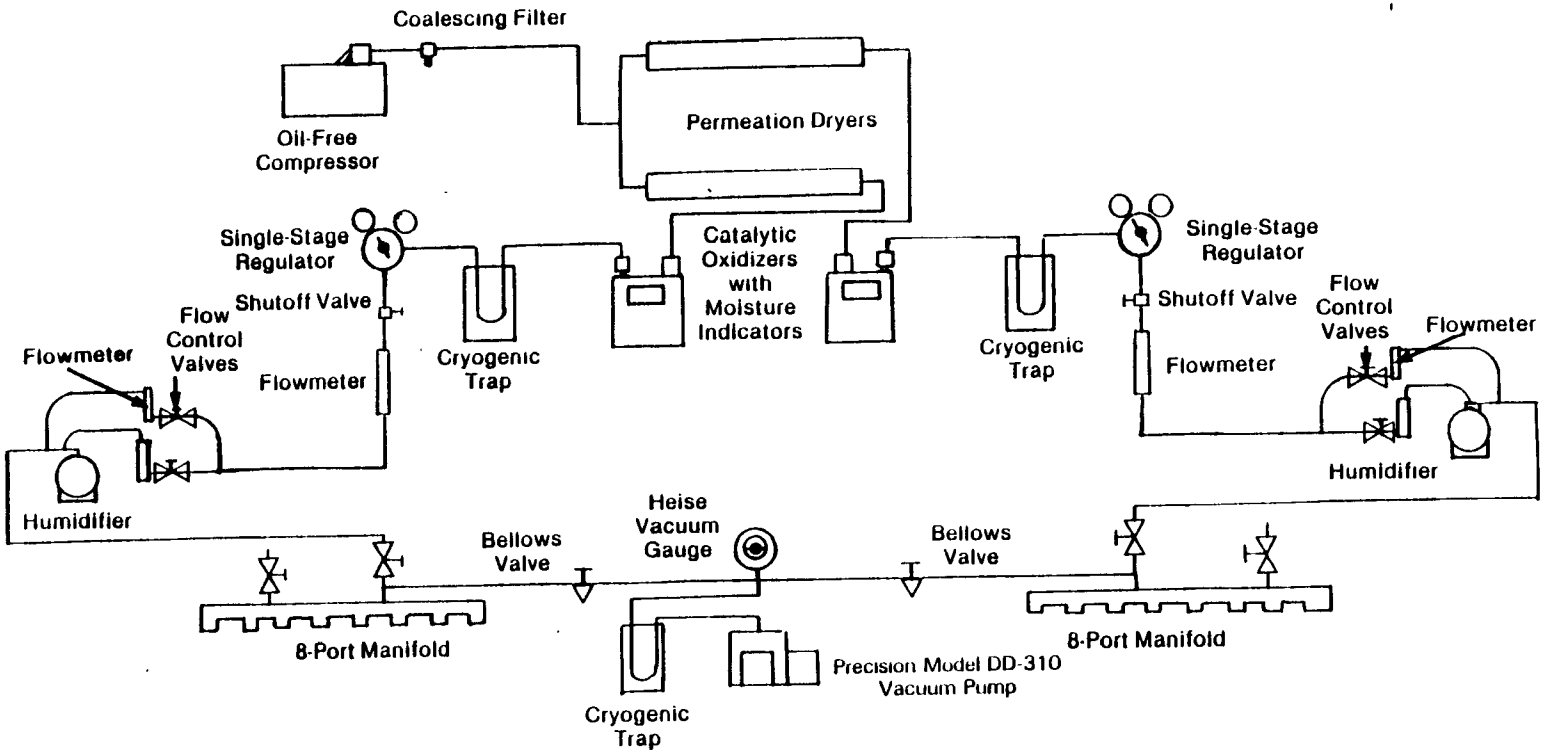

Figure 13-7. Canister cleanup apparatus.

6870254R

During the second cleanup cycle, the canisters were pressurized to 20 psig with clean, dried air that had been humidified. For each bank of eight canisters, the canister having the highest precleanup NMOC concentration was selected for NMOC blanking analysis to determine potential hydrocarbon residues. If the analysis measured less than 0.030 ppmC, then the eight canisters on the manifold were considered clean. Finally the canisters were again evacuated to 5 mm Hg pressure absolute, capped under vacuum, and then packed in the containers used for shipping to the field sites.

14. QUALITY ASSURANCE/QUALITY CONTROL PROCEDURES AND RESULTS

This section describes the quality assurance (QA) and quality control (QC) procedures and results for the 1988 UATMP. During this time period the sampling and analytical methods for the measurement of 38 target compounds in ambient air in the range of about 0.1 to 10 ppbv were still being qualified and refined. The methods described in this report and the results presented represent state-of-the-art technology. In the Quality Assurance Project Plan[1] for the 1988 UATMP, few quality objectives could be specified because the technology for sampling and analysis had not been demonstrated prior to this program. The quality results of the 1988 UATMP provide a basis for setting quality objectives for future UATMP. Sampling and analytical procedures and QA methods will continue to be refined and improved, but as the following sections will show, the quality of the results of the 1988 UATMP is excellent and the program has provided reliable data for 38 air toxics target compounds.

14.1 INTRODUCTION

The primary quality assurance objectives for the 1988 UATMP include completeness, precision, and accuracy. In addition, compound identification confirmation procedures, sample custody procedures and records were developed. Canister pressures and their distribution demonstrated the effectiveness of the sampler operation and equipment.

Carryover of target compounds from one sample canister to the next was investigated to indicate the effectiveness of the canister cleanup procedure. Other topics covered in this section include calibration and analytical method detection limits, data validation procedures, and program record storage and accessibility.

14.2 CALIBRATION AND INSTRUMENT PERFORMANCE

The GC/MD analytical system uses one column and three detectors. The detectors received sample components after gas chromatographic separation by splitting the sample 1:10. The smaller fraction (10%) from the effluent goes to the ECD. The larger fraction (90%) goes to the PID, which is in series with FID.

The analog signal from each of the detectors is converted to digital data by a Nelson analog-to-digital (A/D) interface. The digital information is automatically sent, either real time or post run, to a microcomputer where it is processed and stored on fixed disk. Four ASCII files are created by the software; they are the method file (.MET), the header file (.HDR), the raw data file (.PTS), and the area table file (.ATB). In addition, an external standard area file is generated from header and raw data information from analysis of standards. The area table file includes header information, peak number, retention time, peak name, concentration, peak area, peak height, peak area/height ratio, the reference peak number for the named peaks, delta retention time, and response factor.

Calibration gases are generated by dynamically diluting gas streams from certified (±5% accuracy) cylinders containing the 38 UATMP target compounds obtained from Scott Specialty Gases, Inc. In-house standard calibration gases are generated by the flow dilution apparatus and stored in SUMMA®-polished stainless steel canisters. The initial instrument calibration range was 1.0 to 20 ppbv for each of the target compounds. Daily calibration was done with in-house standards made from the Scott certified gases with average concentrations of 10 ppbv.

All the calibration data were used to calculate calibration factors for each UATMP target compound. These calibration factors were used for quantitation. Tables 14-1 through 14-3 summarize the calibration factors for the FID, PID, and ECD, respectively. The FID calibration factors were used for quantitation of the majority of compounds, with the exception of the halogenated compounds. The ECD calibration factors were used in most cases of halogenated compound quantitation due to its greater sensitivity at low concentrations.

Estimated method detection limits (MDLs) for the GC/MD and GC/MS analytical systems are given in Table 14-4. These MDLs were achieved using a sample size for the GC/MD of about 250 mL, at laboratory temperature and pressure. These detection limits were estimated for both GC/MD and GC/MS using an area count that could be detected on the FID and ECD and multiplying it by the response factor for each compound. These results are approximately three times the instrument noise level. In order to make the sensitivity of

TABLE 14-1. 1988 UATMP CALIBRATION DATA FOR FLAME IONIZATION DETECTOR

Compound	Calibration Factor, ppbv/a.c. Minimum	Maximum	Mean	Standard Deviation ppbv/a.c.	% CV
1,1,1-Trichloroethane	8.69E-05	1.19E-04	1.02E-04	5.46E-06	5.34
1,1,2,2-Tetrachloroethane	1.06E-04	1.58E-04	1.19E-04	8.09E-06	6.81
1,1,2-Trichloroethane	1.03E-04	1.18E-04	1.04E-04	3.47E-06	3.33
1,1-Dichloroethane	1.00E-04	1.23E-04	1.07E-04	3.55E-06	3.32
1,2-Dichloroethane	1.11E-04	1.50E-04	1.22E-04	1.12E-05	9.23
1,2-Dichloropropane	7.32E-05	9.49E-05	7.40E-05	3.12E-06	4.22
1,3-Butadiene	7.51E-05	1.58E-04	7.71E-05	1.68E-05	21.83
Acetylene	7.86E-05	2.01E-04	1.77E-04	2.62E-05	14.81
Bromochloromethane	2.42E-04	2.78E-04	2.73E-04	8.64E-06	3.16
Bromodichloromethane	2.43E-04	2.74E-04	2.59E-04	4.50E-06	1.74
Benzene	3.43E-05	4.81E-05	3.70E-05	3.60E-06	9.74
Bromoform	2.12E-04	2.84E-04	2.75E-04	9.96E-06	3.62
Bromomethane	1.88E-04	1.99E-04	1.93E-04	2.48E-06	1.28
cis-1,3-Dichloropropylene	8.14E-05	1.05E-04	8.44E-05	5.97E-06	7.07
Carbon tetrachloride	2.55E-04	3.41E-04	2.62E-04	1.43E-05	5.44
Chlorobenzene	4.15E-05	4.82E-05	4.64E-05	1.03E-06	2.22
Chloroethane	9.26E-05	4.81E-04	3.10E-04	1.85E-04	59.56
Chloroform	2.61E-04	4.03E-04	2.91E-04	3.03E-05	10.41
Chloromethane	1.53E-04	2.42E-04	1.94E-04	1.20E-05	6.15
Chloroprene	1.06E-04	1.55E-04	1.17E-04	1.41E-05	12.04
Dibromochloromethane	3.31E-04	3.51E-04	3.39E-04	3.65E-06	1.08
Ethylbenzene	3.26E-05	3.87E-05	3.29E-05	9.93E-07	3.02
m/p-Xylene	6.21E-05	9.81E-05	6.34E-05	5.03E-06	7.93
m-Dichlorobenzene	3.38E-05	5.03E-05	3.95E-05	3.44E-06	8.70
Methylene chloride	2.33E-04	5.56E-04	2.54E-04	5.17E-05	20.37
n-Octane	4.26E-05	6.16E-05	4.31E-05	2.84E-06	6.59
o-Dichlorobenzene	4.13E-05	6.37E-05	4.89E-05	4.73E-06	9.68
p-Dichlorobenzene	1.29E-04	2.26E-04	1.55E-04	2.94E-05	18.99
Propylene	6.40E-05	9.92E-05	8.53E-05	5.78E-06	6.77
Styrene/o-xylene	4.07E-05	4.89E-05	4.11E-05	1.27E-06	3.09
trans-1,2-Dichloroethylene	1.05E-04	2.31E-04	1.16E-04	1.77E-05	15.19
trans-1,3-Dichloropropylene	1.04E-05	1.06E-04	1.04E-04	3.12E-07	0.30
Tetrachloroethylene	1.04E-04	1.54E-04	1.06E-04	7.00E-06	6.64
Toluene	3.95E-05	5.45E-05	4.01E-05	2.19E-06	5.45
Trichloroethylene	1.26E-04	1.70E-04	1.28E-04	6.32E-06	4.92
Vinyl chloride	1.21E-04	1.64E-04	1.36E-04	7.97E-06	5.88

TABLE 14-2. 1988 UATMP CALIBRATION DATA FOR PHOTOIONIZATION DETECTOR

Compound	Calibration Factor, ppbv/a.c. Minimum	Maximum	Mean	Standard Deviation ppbv/a.c.	% CV
1,3-Butadiene	5.94E-05	6.12E-05	5.99E-05	8.58E-07	1.43
Benzene	4.18E-05	4.32E-05	4.22E-05	6.60E-07	1.56
cis-1,3-Dichloropropylene	6.64E-05	1.04E-04	8.09E-05	1.88E-05	23.21
Chlorobenzene	2.83E-05	2.95E-05	2.86E-05	5.54E-07	1.94
Chloroprene	6.11E-05	6.30E-05	6.16E-05	9.21E-07	1.49
Ethylbenzene	3.13E-05	3.37E-05	3.16E-05	5.50E-07	1.74
m/p-Xylene	5.19E-05	5.43E-05	5.25E-05	1.07E-06	2.04
m-Dichlorobenzene	2.13E-05	2.20E-05	2.15E-05	3.46E-07	1.61
n-Octane	1.53E-04	1.72E-04	1.66E-04	8.77E-06	5.28
o-Dichlorobenzene	3.19E-05	3.29E-05	3.22E-05	4.57E-07	1.42
p-Dichlorobenzene	7.53E-05	7.87E-05	7.63E-05	1.55E-06	2.03
Propylene	1.04E-04	1.09E-04	1.05E-04	2.08E-06	1.97
Styrene/o-xylene	3.46E-05	3.61E-05	3.50E-05	6.32E-07	1.80
trans-1,2-Dichloroethylene	3.47E-05	3.57E-05	3.54E-05	1.82E-07	0.51
trans-1,3-Dichloropropylene	6.86E-05	7.33E-05	7.03E-05	1.82E-06	2.60
Tetrachloroethylene	3.45E-05	3.64E-05	3.49E-05	7.83E-07	2.24
Toluene	3.52E-05	3.54E-05	3.53E-05	5.21E-08	0.15
Trichloroethylene	6.15E-05	6.37E-05	6.21E-05	9.39E-07	1.51
Vinyl chloride	2.69E-04	2.77E-04	2.71E-04	3.23E-06	1.19

TABLE 14-3. 1988 UATMP CALIBRATION DATA FOR ELECTRON CAPTURE DETECTOR

Compound	Calibration Factor, ppbv/a.c. Minimum	Maximum	Mean	Standard Deviation ppbv/a.c.	% CV
1,1,1-Trichloroethane	1.52E-05	2.00E-05	1.76E-05	1.30E-06	7.35
1,1,2,2-Tetrachloroethane	1.64E-05	2.05E-05	1.71E-05	1.37E-06	8.01
1,1,2-Trichloroethane	1.64E-04	2.78E-04	1.83E-04	3.06E-05	16.70
1,2-Dichloropropane	6.77E-04	9.50E-04	8.68E-04	6.14E-05	7.08
Bromochloromethane	4.95E-05	6.21E-05	5.13E-05	3.40E-06	6.62
Bromodichloromethane	8.28E-06	9.90E-06	8.51E-06	4.68E-07	5.50
Bromoform	8.96E-06	1.13E-05	9.37E-06	7.42E-07	7.92
Bromomethane	4.53E-04	6.13E-04	4.92E-04	3.51E-05	7.14
cis-1,3-Dichloropropylene	5.60E-05	9.37E-05	8.12E-05	1.14E-05	14.07
Carbon tetrachloride	3.46E-06	4.88E-06	4.38E-06	2.42E-07	5.53
Chloroform	5.14E-05	6.42E-05	5.53E-05	4.56E-06	8.25
Dibromochloromethane	4.99E-06	6.27E-06	5.25E-06	4.35E-07	8.28
m-Dichlorobenzene	2.22E-04	3.01E-04	2.64E-04	1.63E-05	6.19
Methylene chloride	8.55E-04	9.31E-04	9.01E-04	2.06E-05	2.29
o-Dichlorobenzene	2.13E-04	4.53E-04	3.83E-04	3.94E-05	10.31
p-Dichlorobenzene	2.39E-04	2.86E-03	1.97E-03	4.75E-04	24.12
trans-1,3-Dichloropropylene	1.13E-04	1.61E-04	1.18E-04	9.41E-06	7.97
Tetrachloroethylene	4.10E-06	4.90E-06	4.34E-06	1.83E-07	4.21
Trichloroethylene	3.68E-05	4.90E-05	4.21E-05	1.97E-06	4.67

TABLE 14-4. 1988 UATMP ESTIMATED METHOD DETECTION LIMITS,[a] GC/MD AND GC/MS

Compound	GC/MD ppbv	GC/MS First Quarter[b] ppbv	GC/MS Second and Third Quarter ppbv	GC/MS Fourth Quarter ppbv
Acetylene	1.00	--	--	--
Propylene	0.10	1.5	0.006	--
1,3-Butadiene	0.10	40.0	--	0.50
Vinyl chloride	0.20	1.0	0.54	0.17
Chloromethane	0.20	1.0	0.72	0.18
Chloroethane	0.10	1.6	1.38	0.30
Bromomethane	0.20	0.6	0.13	0.11
Methylene chloride	0.11	0.5	0.42	0.14
trans-1,2-Dichloroethylene	0.04	0.3	0.48	0.10
1,1-Dichloroethane	0.04	0.3	0.33	0.07
Chloroprene	0.06	2.0	0.50	0.12
Bromochloromethane	0.003	0.4	0.39	0.10
Chloroform	0.006	0.3	0.11	0.05
1,1,1-Trichloroethane	0.001	0.3	0.51	0.05
Carbon tetrachloride	0.001	0.2	0.60	0.05
1,2-Dichloroethane	0.04	0.3	0.78	0.11
Benzene	0.04	0.2	0.60	0.05
Trichlorethylene	0.004	0.3	0.19	0.06
1,2-Dichloropropane	0.04	0.4	0.57	0.11
Bromodichloromethane	0.001	0.5	0.45	0.03
trans-1,3-Dichloropropylene	0.04	0.4	0.51	0.07
Toluene	0.02	0.3	0.24	0.06
n-Octane	0.03	0.5	0.50	0.13
cis-1,3-Dichloropropylene	0.04	0.6	0.39	0.05
1,1,2-Trichloroethane	0.04	0.4	0.51	0.06
Tetrachloroethylene	0.07	0.4	0.19	0.05
Dibromochloromethane	0.001	0.2	0.51	0.03
Chlorobenzene	0.02	0.2	0.14	0.05
Ethylbenzene	0.02	--	0.48	0.03
m/p-Xylene	0.04	0.6	0.63	0.07
Styrene	0.02	0.3	0.22	0.05
o-Xylene	0.02	2.7	0.72	0.05
Bromoform	0.001	0.2	0.10	0.03
1,1,2,2-Tetrachloroethane	0.002	0.2	0.45	0.03
m-Dichlorobenzene	0.02	0.2	0.13	0.03
p-Dichlorobenzene	0.09	0.2	0.15	0.09
o-Dichlorobenzene	0.02	0.2	0.12	0.04

[a]Detection limits estimated using minimum detectable area count and response factor for each compound. These estimates are approximately three times the detection noise level.

[b]GC/MS operated in the full scan mode in the first quarter; thereafter GC/MS operated in the MID mode.

the GC/MS similar to that of the GC/MD, the sample size was increased to about 500 mL, and the GC/MS was operated in the MID mode.

14.3 ANALYTICAL PRECISION FROM REPLICATE ANALYSES

Analytical precision was estimated by replicate or repeated analyses of selected UATMP ambient air samples. Table 14-5 shows precision statistics overall and on a quarterly basis. "Mean" in Table 14-5 refers to the average concentration of the replicate pair, and is tabulated over all compounds. The quarterly mean concentration values ranged from a high of 3.49 ppbv in the third quarter 1987 to a low of 0.91 ppbv in the second quarter of 1988. The average absolute percent difference for all UATMP compounds in all samples was 19.80 percent.

The replicate statistics by compound are shown in Table 14-6. The table shows that the mean absolute percent differences above 40% occur with compounds having six, or fewer, replicate pairs. The absolute average percent difference appears as a function of average concentration in Figure 14-1. The graph clearly demonstrates that the imprecision increases dramatically below 5 ppbv for all compounds.

14.4 SAMPLING AND ANALYSIS PRECISION FROM DUPLICATE SAMPLES

Sampling and analysis precision was measured by analyzing duplicate samples taken simultaneously at each UATMP site. The absolute percent difference for all duplicate samples averaged 20.52%, which is larger than the replicate analysis precision (~19.80 percent). This is expected because the statistics for duplicate samples include sampling and analysis error, whereas the replicate precision includes only analytical error. Duplicate sample statistics for the 1988 UATMP are summarized in Table 14-7.

Table 14-8 shows the duplicate sample precision statistics by compound. Figure 14-2 plots the duplicate sample imprecision as a function of the average of the duplicate pair concentration. The same general trends appear among the results shown in Table 14-8 and Figure 14-2 as were seen for the replicate analyses. Below 5 ppbv the variability for the duplicate samples increases significantly.

14.5 EXTERNAL AUDIT RESULTS

The results are summarized in Tables 14-9 through 14-14 for external audits 5 through 7. Audit samples were analyzed both by GC/MD and GC/MS.

TABLE 14-5. 1988 UATMP CUMULATIVE REPLICATE STATISTICS

	Mean			STD	% CV			Absolute % Difference		
	Min ppbv	Max ppbv	Average ppbv	Average ppbv	Min	Max	Average	Min	Max	Average
Third Quarter 1987	0.24	38.18	3.49	0.33	0.00	116.20	13.77	0.00	164.33	19.47
First Quarter 1988	0.05	6.73	0.91	0.08	0.00	109.20	15.81	0.00	154.43	22.37
Second Quarter 1988	0.07	14.54	2.15	0.40	0.00	115.49	19.20	0.00	163.33	27.26
Third Quarter 1988	0.04	28.14	2.22	0.11	0.00	92.81	9.25	0.00	131.25	13.08
Cumulative	0.04	38.18	2.21	0.23	0.00	116.20	14.00	0.00	164.33	19.80

TABLE 14-6. 1988 UATMP REPLICATE STATISTICS BY COMPOUND

Compound	Replicate Pairs	Mean ppbv	Average Standard Deviation ppbv	%CV Mean	Absolute % Difference Min	Max	Mean
Propylene	3	3.65	0.16	4.10	0.60	11.27	5.79
1,3-Butadiene	7	0.37	0.06	13.85	6.90	33.33	19.59
Chloromethane	1	3.93	0.23	5.76	8.14	8.14	8.14
Methylene chloride	7	4.26	0.61	17.00	1.01	85.47	16.25
trans-1,2-Dichloroethylene	3	1.56	0.11	6.74	0.00	14.81	9.54
1,1-Dichloroethane	1	0.19	0.16	81.88	115.79	115.79	115.79
Chloroprene	6	1.01	0.12	31.12	1.42	131.25	44.01
Chloroform	2	19.59	0.14	2.32	0.89	5.67	3.28
1,1,1-Trichloroethane	44	0.97	0.07	9.96	0.18	163.33	14.08
1,2-Dichloroethane	31	1.62	0.41	25.63	0.00	127.02	36.24
Benzene/1,2-dichloroethane	31	2.71	0.40	15.26	0.00	87.31	21.58
Benzene	56	1.56	0.09	8.45	0.00	154.43	11.95
Trichloroethylene	8	1.31	0.08	9.06	0.32	45.48	12.82
1,2-Dichloropropane	2	0.29	0.23	82.92	109.52	125.00	117.26
trans-1,3-Dichloropropylene	2	1.89	0.11	4.60	3.77	9.23	6.50
Toluene	76	3.13	0.28	10.37	0.00	84.28	14.67
n-Octane	15	0.76	0.18	20.35	0.00	80.00	28.77
n-Octane/trans-1,3-Dichloropropylene	4	2.98	0.65	16.24	15.27	37.94	22.97
cis-1,3-Dichloropropylene	1	1.35	0.21	15.71	22.22	22.22	22.22
1,1,2-Trichloroethane	1	0.35	0.00	0.00	0.00	0.00	0.00
Tetrachloroethylene	12	0.80	0.19	25.58	3.51	77.78	36.17
Chlorobenzene	21	0.85	0.10	14.36	0.00	66.67	20.31
Ethylbenzene	32	0.72	0.09	10.31	0.00	76.28	14.57
m/p-Xylene	75	4.02	0.35	10.40	0.00	164.33	14.70
Styrene/o-xylene	59	1.11	0.15	16.13	0.00	109.24	22.81
1,1,2,2-Tetrachloroethane	2	0.33	0.15	49.61	61.94	78.39	70.16
m-Dichlorobenzene	6	0.56	0.13	34.74	5.61	133.33	49.12
p-Dichlorobenzene	14	6.53	0.47	14.74	0.00	106.25	20.85
o-Dichlorobenzene	4	0.72	0.09	14.90	6.61	42.42	21.07

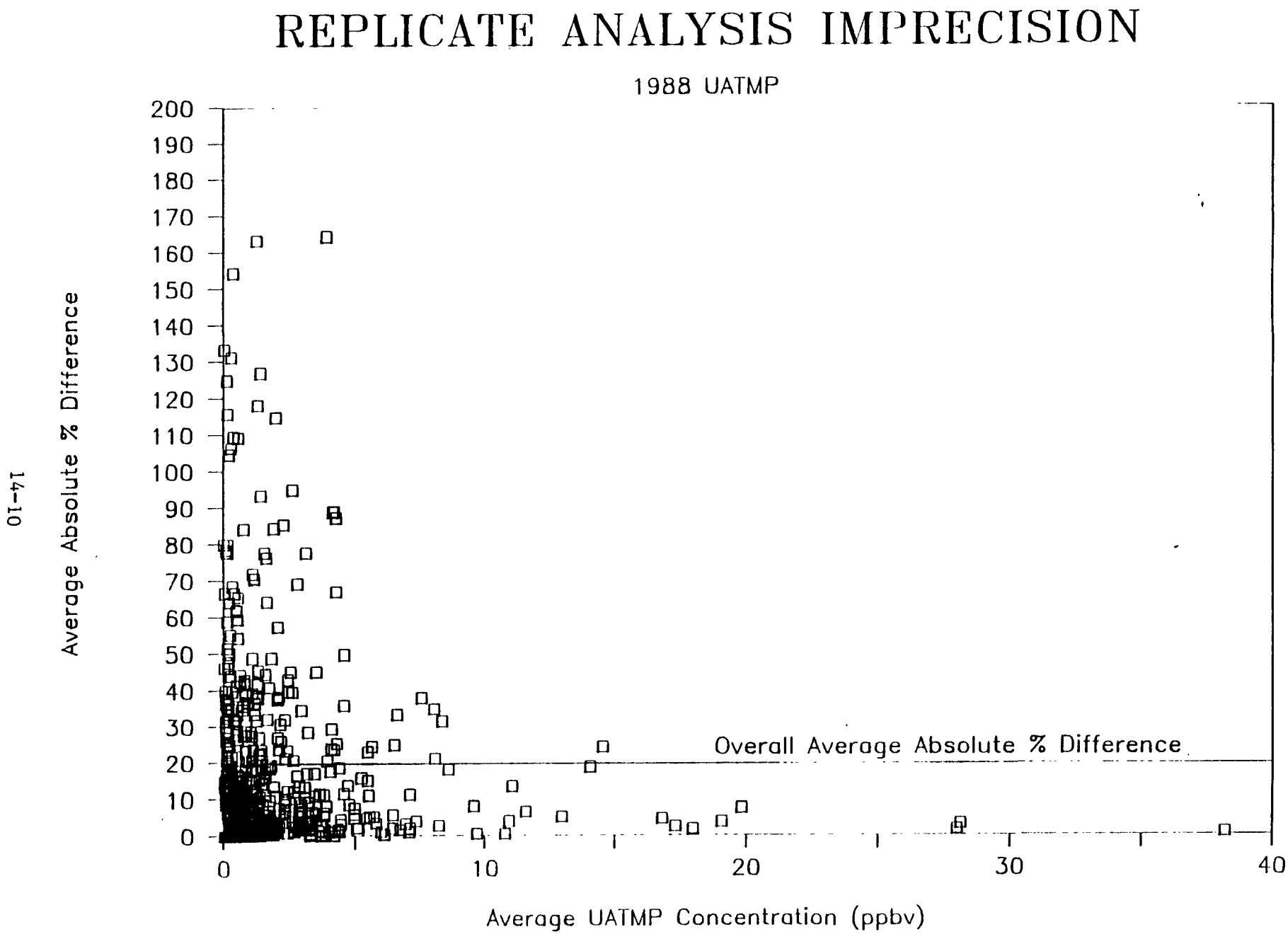

Figure 14-1. Replicate UATMP analysis results comparing average concentration with average absolute percent difference.

TABLE 14-7. 1988 UATMP CUMULATIVE DUPLICATE STATISTICS

	Mean			STD	% CV			Absolute % Difference		
	Min	Max	Average	Average	Min	Max	Average	Min	Max	Average
Third Quarter 1987	0.22	21.88	3.85	0.33	0.25	60.85	12.50	0.36	86.05	17.68
First Quarter 1988	0.04	8.49	1.01	0.13	0.00	105.75	16.42	0.00	149.55	23.27
Second Quarter 1988	0.03	17.12	2.07	0.39	0.00	121.31	17.62	0.00	171.56	24.91
Third Quarter 1988	0.05	227.48	3.17	0.98	0.00	130.88	12.30	0.00	185.09	17.40
Cumulative	0.03	227.48	2.55	0.60	0.00	130.88	14.51	0.00	185.09	20.52

Note: Duplicate samples BRVT 379D and BRVT 380D were omitted from the second quarter and cumulative duplicate statistics due to a difference in canister pressure upon receipt.

TABLE 14-8. 1988 UATMP DUPLICATE STATISTICS BY COMPOUND

Compound	Duplicate Pairs	Mean ppbv	Average Standard Deviation ppbv	%CV Mean	Absolute % Difference		
					Min	Max	Mean
Acetylene	1	21.63	3.13	14.48	20.48	20.48	20.48
Propylene	6	3.94	0.47	9.94	2.77	36.94	14.06
1,3-Butadiene	10	0.73	0.16	20.51	4.55	94.82	29.01
Chloromethane	1	21.67	1.24	5.71	8.08	8.08	8.08
Chloroethane	4	0.68	0.18	34.79	15.38	88.89	49.20
Methylene chloride	7	4.60	0.49	12.86	2.46	39.51	18.19
trans-1,2-Dichloroethylene	4	0.99	0.13	27.12	9.84	52.87	38.35
1,1-Dichloroethane	1	0.07	0.03	40.41	57.14	57.14	57.14
Chloroprene	4	0.35	0.20	55.65	27.27	147.54	78.70
Bromochloromethane	1	0.04	0.01	34.14	48.28	48.28	48.28
Chloroform	4	1.68	0.25	14.73	8.04	50.49	20.84
1,1,1-Trichloroethane	44	1.06	0.09	10.33	0.20	77 08	14.61
Carbon tetrachloride	1	0.35	0.00	0.00	0.00	0.00	0.00
1,2-Dichloroethane	31	1.98	0.24	11.30	0.00	55.09	15.98
Benzene/1,2-dichloroethane	30	3.50	0.35	10.11	0.95	45.35	14.30
Benzene	55	1.48	0.09	8.20	0.00	79.07	11.60
Trichloroethylene	4	1.48	0.10	13.13	1.23	50.64	18.57
1,2-Dichloropropane	2	3.17	0.13	3.40	2.82	6.79	4.80
trans-1,3-Dichloropropylene	1	0.36	0.22	60.06	84.93	84.93	84.93
Toluene	73	5.73	2.29	11.55	0.00	102.88	16.33
n-Octane	7	0.42	0.12	24.35	14.63	59.02	34.44
n-Octane/trans-1,3-dichloropropylene	1	1.99	0.40	20.20	28.57	28.57	28.57
1,1,2-Trichloroethane	4	0.59	0.40	56.16	5.00	185.09	79.42
Tetrachloroethylene	5	13.66	7.89	22.86	3.51	84.21	32.32
Chlorobenzene	14	0.72	0.05	10.78	0.00	84.44	15.25
Ethylbenzene	32	0.65	0.05	7.88	0.00	52.63	11.14
m/p-Xylene	68	3.06	0.40	15.01	0.00	171.56	21.23
Styrene/o-xylene	57	0.81	0.08	14.20	0.00	83.33	20.08
1,1,2,2-Tetrachloroethane	2	0.88	0.08	34.80	0.52	97.91	49.22
m-Dichlorobenzene	6	0.45	0.14	41.64	10.31	117.95	58.89
p-Dichlorobenzene	14	3.40	0.41	31.05	1.34	120.00	43.91
o-Dichlorobenzene	4	2.17	0.70	52.51	23.00	117.24	74.26

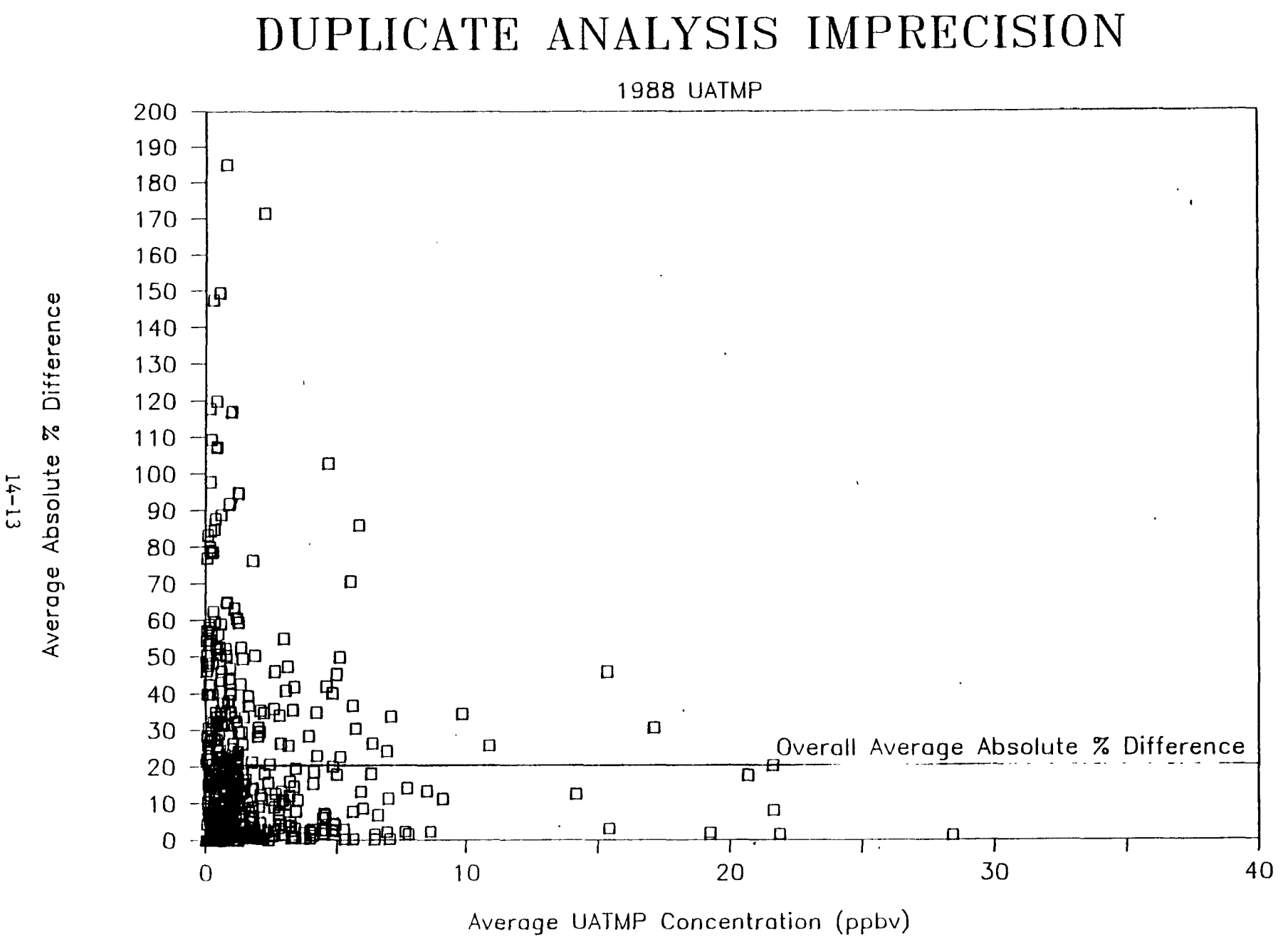

Figure 14–2. Duplicate UATMP analysis results comparing average concentration with average absolute percent difference.

TABLE 14-9. 1988 UATMP GC/MD AUDIT NO. 5 RESULTS

Compound	Concentration Reported By Radian ppbv	Reference Concentration ppbv	Percent Bias [a]
Vinyl chloride	4.9	4.4	11.4
Chloroform	5.3	4.8	10.4
Carbon tetrachloride	4.6	4.6	0.0
Methylene chloride	5.0	4.6	8.7
1,2-Dichloroethane	5.1	4.9	4.1
Trichloroethylene	5.3	5.6	-5.4
Benzene	4.3	4.3	0.0
Bromomethane	5.2	4.8	8.3
1,1,1-Trichloroethane	5.1	4.7	8.5
1,2-Dichloropropane	4.9	5.0	-2.0
Toluene	4.5	4.8	-6.2
Chlorobenzene	4.4	5.0	-12.0
Ethylbenzene	4.2	4.7	-10.6
o-Xylene	4.2	4.9	-14.3

[a]Percent bias = (Radian Concentration - Reference Concentration) / (Reference Concentration) x 100.

TABLE 14-10. 1988 UATMP GC/MS AUDIT NO. 5 RESULTS

Compound	Concentration Reported By Radian ppbv	Reference Concentration ppbv	Percent Bias [a]
Vinyl chloride	5.7	4.4	29.5
Chloroform	4.8	4.8	0.0
Carbon tetrachloride	4.2	4.6	-8.7
Methylene chloride	4.9	4.6	6.5
1,2-Dichloroethane	4.7	4.9	-4.1
Trichloroethylene	5.2	5.6	-7.1
Benzene	4.3	4.3	0.0
Bromomethane	5.2	4.8	8.3
1,1,1-Trichloroethane	4.1	4.7	-12.8
1,2-Dichloropropane	4.6	5.0	-8.0
Toluene	4.8	4.8	0.0
Chlorobenzene	4.2	5.0	-16.0
Ethylbenzene	4.0	4.7	-14.9
o-Xylene	6.1	4.9	24.5

[a]Percent bias = (Radian Concentration - Reference Concentration) / (Reference Concentration) x 100.

TABLE 14-11. 1988 UATMP GC/MD AUDIT NO. 6 RESULTS

Compound	Concentration Reported By Radian ppbv	Reference Concentration ppbv	Percent Bias [a]
Vinyl chloride	2.3	2.2	4.5
Chloroform	2.8	2.4	17.0
Carbon tetrachloride	2.6	2.3	13.0
Methylene chloride	2.8	2.3	22.0
1,2-Dichloroethane	2.6	2.5	4.0
Trichloroethylene	3.0	2.8	7.1
Benzene	2.2	2.2	0.0
Tetrachloroethylene	2.9	2.5	16.0
1,3-Butadiene	2.1	c	--
Bromomethane	2.9	2.4	21.0
Trichlorofluoromethane	b	2.5	--
1,1,1-Trichloroethane	2.7	2.4	12.0
1,2-Dichloropropane	2.5	2.5	0.0
1,2-Dibromoethane	b	2.6	--
Toluene	2.8	2.4	17.0
Chlorobenzene	2.9	2.5	16.0
Ethylbenzene	2.0	2.4	-38.0
o-Xylene	2.4	2.5	-8.0

[a]Percent bias = (Radian Concentration - Reference Concentration) / (Reference Concentration) x 100.
[b]Not target compound.
[c]Present but not quantified.

TABLE 14-12. 1988 UATMP GC/MS AUDIT NO. 6 RESULTS

Compound	Concentration Reported By Radian ppbv	Reference Concentration ppbv	Percent Bias [a]
Vinyl chloride	2.4	2.2	9.1
Chloroform	2.5	2.4	4.2
Carbon tetrachloride	2.4	2.3	4.4
Methylene chloride	3.9	2.3	69.6
1,2-Dichloroethane	2.1	2.5	-16.0
Trichloroethylene	2.7	2.8	-3.6
Benzene	2.6	2.2	18.2
Tetrachloroethylene	2.3	2.5	-8.0
1,3-Butadiene	2.7	c	--
Bromomethane	2.4	2.4	0.0
Trichlorofluoromethane	b	2.5	--
1,1,1-Trichloroethane	2.5	2.4	4.2
1,2-Dichloropropane	2.7	2.5	8.0
1,2-Dibromoethane	b	2.6	--
Toluene	2.7	2.4	12.5
Chlorobenzene	2.7	2.5	8.0
Ethylbenzene	2.0	2.4	-16.7
o-Xylene	2.7	2.5	8.0

[a]Percent bias = (Radian Concentration - Reference Concentration) / (Reference Concentration) x 100.
[b]Not target compound.
[c]Present but not quantified.

TABLE 14-13. 1988 UATMP GC/MD AUDIT NO. 7 RESULTS

Compound	Concentration Reported By Radian ppbv	Reference Concentration ppbv	Percent Bias [a]
Vinyl chloride	3.3	3.3	0.0
Chloroform	3.6	3.6	0.0
Carbon tetrachloride	3.7	3.4	8.8
Methylene chloride	3.9	3.4	15.0
1,2-Dichloroethane	3.8	3.6	5.6
Trichloroethylene	4.1	4.1	0.0
Benzene	3.2	3.2	0.0
Tetrachloroethylene	3.9	3.7	5.4
1,3-Butadiene	3.1	c	--
Bromomethane	3.6	3.6	0.0
Trichlorofluoromethane	b	3.7	--
1,1,1-Trichloroethane	3.8	3.5	8.6
1,2-Dichloropropane	3.9	3.7	5.4
1,2-Dibromoethane	b	3.8	--
Toluene	3.9	3.6	8.3
Chlorobenzene	4.2	3.7	14.0
Ethylbenzene	3.4	3.5	-2.9
o-Xylene	3.8	3.6	5.6

[a]Percent bias = (Radian Concentration - Reference Concentration) / (Reference [b]Concentration) x 100.
[b]Not target compound.
[c]Present but not quantified.

TABLE 14-14. 1988 UATMP GC/MS AUDIT NO. 7 RESULTS

Compound	Concentration Reported By Radian ppbv	Reference Concentration ppbv	Percent Bias [a]
Vinyl chloride	3.8	3.3	15.0
Chloroform	3.9	3.6	8.3
Carbon tetrachloride	3.9	3.4	15.0
Methylene chloride	4.0	3.4	18.0
1,2-Dichloroethane	4.1	3.6	14.0
Trichloroethylene	4.3	4.1	4.9
Benzene	3.6	3.2	12.0
Tetrachloroethylene	4.1	3.7	11.0
1,3-Butadiene	3.8	c	--
Bromomethane	4.0	3.6	11.0
Trichlorofluoromethane	b	3.7	--
1,1,1-Trichloroethane	4.1	3.5	17.0
1,2-Dichloropropane	3.6	3.7	-2.7
1,2-Dibromoethane	b	3.8	--
Toluene	4.5	3.6	25.0
Chlorobenzene	4.1	3.7	11.0
Ethylbenzene	3.3	3.5	-5.7
o-Xylene	4.7	3.6	31.0

[a]Percent bias = (Radian Concentration - Reference Concentration) / (Reference Concentration) x 100.
[b]Not target compound.
[c]Present but not quantified.

The audits began in March 1988 and were supplied by the U.S. EPA, EMSL, QAD. During the period from Audit No. 1 through Audit No. 4, accuracy, or percent bias, was frequently greater than 30 percent. The inaccuracy was identified as a problem with the in-house working standard preparation. All GC/MD data obtained during this period were corrected for the inaccuracy by using correction factors based on the agreement between certified gas standards prepared by dynamic flow dilution and the response factors used during the time period in which Audits 1 through 4 were analyzed.

Beginning with Audit No. 5, Radian used a flow dilution apparatus and certified gas standards to generate in-house standards. This procedure of standards generation greatly improved the accuracy in audit results, and brought the percent bias well within the $\pm$30% range.

14.6 GC/MD COMPOUND IDENTIFICATION CONFIRMATION

GC/MD compound identifications were confirmed using GC/MS. A contributing factor that possibly decreased the percent confirmation was the mode in which the GC/MS was operated. In the first quarter the GC/MS was operated in the full scan mode and subsequently in the MID mode for the UATMP target compounds. Another factor was that there were frequent lapses of several days between the GC/MD analyses and the GC/MS analyses of the same ambient air sample. This time period may be significant because adsorption equilibria may cause a compound which was not identified by GC/MD analysis, to be identified by GC/MS or vice versa. This adsorption equilibrium phenomenon is particularly critical if the compound is identified near the estimated detection limit of either GC/MD or GC/MS. A third factor influencing confirmation was the discovery of an interfering compound (acetonitrile) used in the aldehyde collection portion of the UATMP sampler. The presence of this compound obscured the GC/MD results for methylene chloride in some samples. The GC/MS analysis was not affected, thus allowing GC/MS to identify compounds that were not identified by GC/MD.

Subsequent to the discovery of the contaminating acetonitrile from the aldehyde cartridges, separate sampling lines were installed for the aldehyde cartridges and the UATMP canister samples. Thereafter, the acetonitrile

interference with the UATMP samples was eliminated. The results are summarized in Table 14-15 and show an overall confirmed identification rate of 86.7 percent. A "confirmed" identification included those compounds that either were identified or were not identified by both GC/MD and GC/MS.

The MID mode was used to enhance sensitivity for target compounds. Full scan was used only when the GC/MD chromatograms indicated a need to identify unknown compounds.

14.7 COMPLETENESS

Completeness was measured in terms of the percentage of the scheduled samples that resulted in a valid sample analysis by GC/MD. Table 14-16 shows the completeness quality statistics. Completeness ranged from 88.2% at C4IL/C5IL to 100% at 7 (of the 19) UATMP sites. This is an excellent record, considering the complexity of the sampling apparatus and the fact that this was the first year of the UATMP. Table 14-17 lists the voided samples.

14.8 CANISTER CLEANUP QUALITY AND COMPOUND CARRYOVER

Compound carryover in canisters was estimated by analyzing the canisters using GC/MD immediately after the cleanup procedure and again after approximately 16 hours of equilibration. The canisters were cleaned using the procedure described in Section 3.3, Volume I of the report,[9] with the exception of pulling the final 5 mm Hg vacuum on the canisters. The pressurized humid air canisters were bled to ambient pressure prior to GC/MD analysis. The total organic compound concentration was estimated for both analyses by using the calculated ppbv for all peaks in the chromatogram. Target compounds that were identified were noted.

Table 14-18 estimates the compound carryover in canisters based on the initial analysis of cleaned, dried air that had been humidified in the canister and again about 16 hours later. The table shows the distribution of the compounds identified along with the tally. The discrepancy in the tally for both columns indicates that the compound was not identifed at a concentration above the estimated method detection limit in one or both of the analyses. The average concentration of UATMP target compounds identified in the first sample analyses was 0.12 ppbv. For the second analyses, the average compound concentration was 0.16 ppbv.

TABLE 14-15. 1988 UATMP COMPOUND IDENTIFICATION CONFIRMATION

GC/MD vs GC/MS Comparison	Cases	Percentage
Positive GC/MD - Positive GC/MS	551	15.34
Positive GC/MD - Negative GC/MS	306	8.52
Negative GC/MD - Positive GC/MS	170	4.73
Negative GC/MD - Negative GC/MS	2564	71.40
Total	3591	99.99

Total compound identification confirmation = 15.34% + 71.40% = 86.74%

TABLE 14-16. 1988 UATMP COMPLETENESS

Site Code	No. Sampling Events	Duplicate Pairs	Total Scheduled Samples	Valid Samples	Percent Completeness
ATGA	31	5	36	36	100.0
BHAL	31	4	35	35	100.0
BRLA	31	5	36	35	97.2
BRVT	31	5	36	36	100.0
C4IL/C5IL	31	3	34	30	88.2
CLOH	31	4	35	33	94.3
DBMI	28	6	34	34	100.0
DLTX	31	3	34	34	100.0
DTMI	29	4	33	30	90.0
HITX	32	4	36	35	97.2
HAIN	32	5	37	36	97.3
JAFL	31	4	35	34	97.1
L2KY	30	4	34	33	97.1
LAMI	30	2	32	32	100.0
MDMI	30	6	36	35	97.2
MIFL	30	3	33	32	97.0
P2OR	32	5	37	36	97.3
PHMI	28	3	31	30	96.8
SAIL	31	3	34	34	100.0
				Average	97.3%

TABLE 14-17. 1988 UATMP VOIDED SAMPLES

Site Code	UATMP ID	Reason For Voided Sample
BRLA	0404	Canister pressure 0.0 in. Hg
C4IL	0110	Failed to open valve for sample
C4IL	0111	Failed to open valve for sample
C4IL	0311	Received at 27.0 in. Hg vacuum
C5IL	0576	Failed to open valve for sample
CLOH	0542D	Received at 17.0 in. Hg vacuum
	0543D	Received at 17.0 in. Hg vacuum
DTMI	0083	Canister leaked
DTMI	0113	Failed to open valve for sample
DTMI	0632	Canister valve cross threaded on receipt
HAIN	0595	Canister leaked
JAFL	0630	Canister leaked
L2KY	0112	Failed to open valve for sample
MDMI	0566	Received at 20.99 in. Hg vacuum
MIFL	0420	Canister valve left open after receipt
P2OR	0109	Time elapsed was reset
PHMI	0142	Improper sample injection

TABLE 14-18. 1988 UATMP ESTIMATED COMPOUND CARRYOVER IN CANISTERS

Compound	No. of Cases[a] of Compound Identified	
	1st Analysis	2nd Analysis
Vinyl chloride	0	1
Chloromethane	3	3
Chloroethane	4	6
Methylene chloride	1	1
trans-1,2-Dichloroethylene	1	1
1,1-Dichloroethane	0	1
Chloroprene	1	1
1,2-Dichloroethane	4	4
Benzene	9	8
1,2-Dichloropropane	4	4
trans-1,3-Dichloropropylene	3	1
Toluene	10	16
n-Octane	6	6
1,1,2-Trichloroethane	3	2
Chlorobenzene	5	6
Ethylbenzene	5	5
m/p-Xylene	6	2
Styrene/o-xylene	5	5

[a]Nineteen canisters were sampled twice and the samples analyzed by GC/MD.

The increase in average target compound concentration is about 30 percent. The total or cumulative concentration for all compounds detected in the first analyses was 25.6 ppbv. The total or cumulative concentration for all compounds detected in the second analyses was 30.5 ppbv. The average increase in the total organic compound concentration after the 16 hours equilibration was 23.6 percent.

Figure 14-3 plots the concentration ratio data for each canister versus the NMOC concentration prior to cleanup. There are insufficient data in the graph to note any trends at this time. These studies show that there is a measurable amount of UATMP target compounds remaining in the canister after cleanup. The data suggest that there is an equilibration period which may result from adsorption equilibrium phenomena between compounds in the gas phase and the interior surfaces of the canister walls. The paucity of the data does not allow firm conclusions, but shows the need for further study to determine the magnitude of the change and the equilibration time necessary to generate more precise data.

14.9 CANISTER PRESSURE RESULTS

The canister pressure was measured immediately prior to withdrawing a sample from the canister for analysis using a precision absolute pressure gauge.

Absolute canister pressures, including pressures for duplicate canisters and canisters for which replicate analyses were performed, are plotted in Figure 14-4. The figure is a stem-and-leaf plot showing all the data and indicates a frequency distribution. The pressure has been corrected to standard conditions of zero degrees centigrade ($0.0^{o}C$). Pressure ranged from 286.3 mm Hg at the top of the stem-and-leaf plot, to 745.7 mm Hg at the bottom of the plot, and averaged 636.1 mm Hg. Other statistics are shown on the figure. The distribution appears to be binodal, having a peak around 399 mm Hg, and again around 711 mm Hg.

The pressure distribution data indicate a wide range of absolute pressure collected by the UATMP 24-hour samplers -- 301.9 mm Hg (~18.0 in. Hg vacuum) to 740.6 mm Hg (~0.76 in. Hg vacuum). The results show that the site operators were not able to maintain a target value of 1.0 to 3.0 in. Hg vacuum as the final sampling pressure.

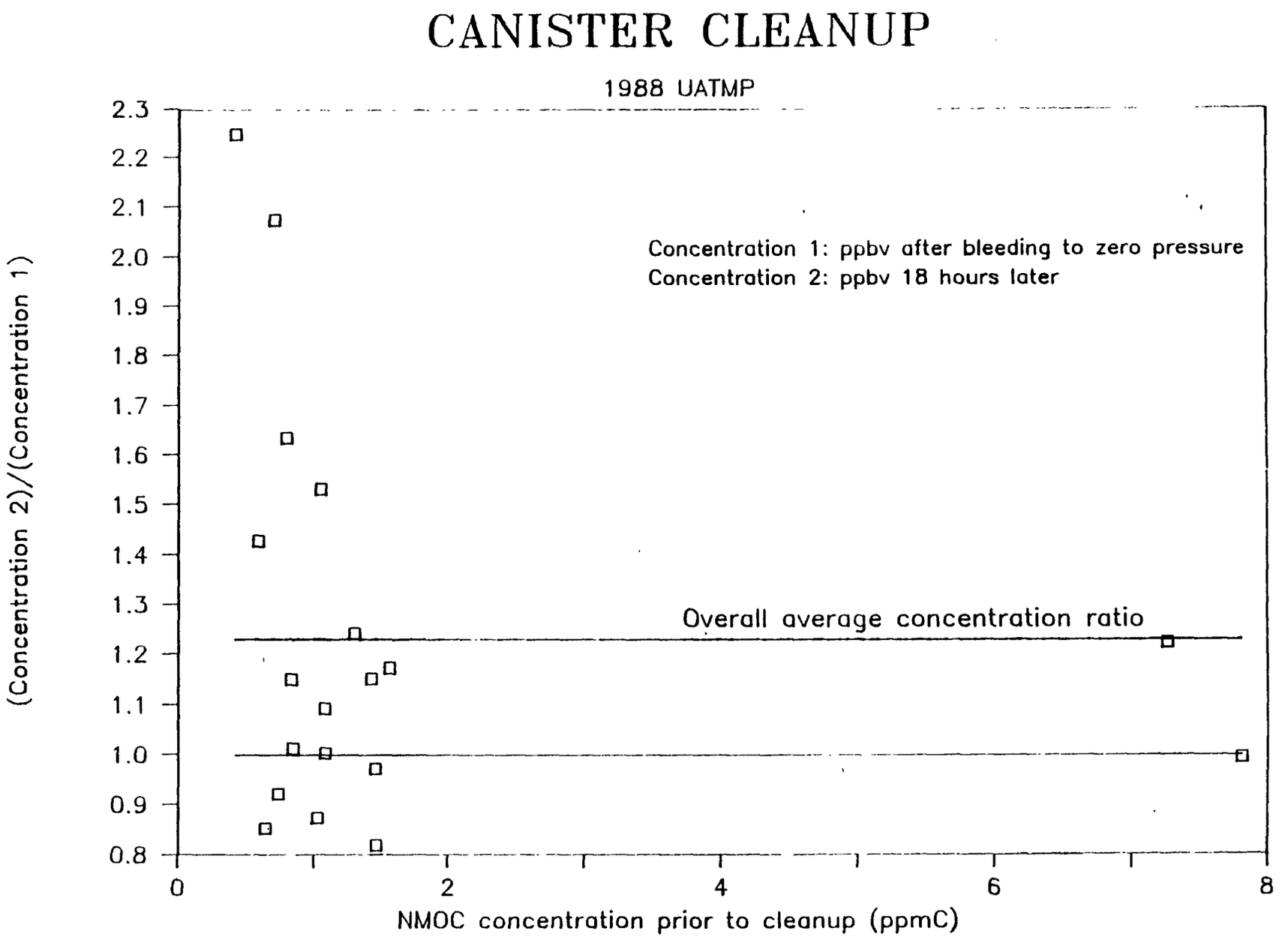

Figure 14-3. Canister carryover estimate.

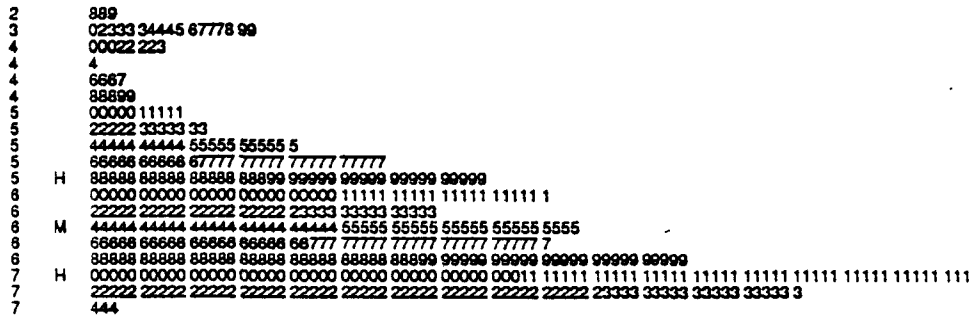

	Absolute Pressure,[a] mm Hg
Cases	549
Minimum	286.3
Maximum	745.7
Mean	636.1
Standard Deviation	89.7
Standard Error	3.8
Skewness	-1.5
Kurtosis	2.6
Lower Hinge (H)	595.2
Median (M)	656.9
Upper Hinge (H)	704.4

[a] Pressure corrected to 0.0 degrees centigrade

Figure 14-4. UATMP canister absolute pressure distribution, including duplicate sample data.

1592410R

The canister absolute pressure data, excluding duplicate samples, are plotted in Figure 14-5 and show a pressure range from 301.9 to 740.6 mm Hg. The binodal nature of the frequency distribution is not as pronounced as in Figure 14-4, but it still remains. This comparison shows that, although the duplicate samples are significantly responsible for the binodal frequency distribution, other unknown factors also contribute to this phenomenon. That is, elimination of the duplicate sample measurements does not eliminate the node around 390 mm Hg. The reason for the binodal pressure distribution is not known.

Table 14-19 gives, by site, the average canister pressures at the time of the GC/MD analyses. The average pressures range from 1.42 in. Hg vacuum (about 728.5 mm Hg absolute) from the Houston, Texas site to 9.18 in. Hg vacuum (about 526.8 mm Hg absolute) for the Jacksonville, Florida site. The standard deviations range from 0.89 in. Hg vacuum at the Houston, Texas site to 5.9 in. Hg vacuum for the Jacksonville, Florida site. It is clear that the average sample pressures differ significantly from site to site, as do the standard deviations. The differences are probably caused by a combination of site operator differences from one site to another, and the sampler differences from site to site. It is important to monitor the canister pressures to ensure collection of a UATMP sample that is valid. It is necessary for the sample to have some vacuum remaining in the canister, at least 0.5 in. Hg vacuum, to be sure that a 24-hour integrated sample was obtained. If the vacuum is less than 0.5 in. Hg vacuum, at least part of the sample was obtained at a slower rate than the first part of the sample; therefore, the whole sample is not truly representative of a 24-hour integrated sample. If the vacuum in the canister is much lower than about 10 in. Hg vacuum it requires a longer time for the sample interface to load a sample from the canister for analysis and the imprecision of the sample volume increases.

14.10 DATA VALIDATION

A Nelson Chromatography Data System was used to acquire UATMP chromatography data. Responses from each detector are received by two Nelson A/D interfaces which transfer the data to a microcomputer. The Nelson raw data files and area table files for each sample are stored directly to a

```
3       03456 77789
4       0
4       22223
4       4
4       666
4       88899
5       00000 11111
5       22222 33333 33
5       44444 44444 55555 5555
5       66666 66666 67777 77777 77777 7
5   H   88888 88888 88888 88999 99999 99999 9
6       00000 00000 00000 00011 11111 11111 11111 1
6       22222 22222 22222 22233 33333 3333
6   M   44444 44444 44444 44555 55555 55555 55555 55
6       66666 66666 66666 67777 77777 7777
6       88888 88888 88888 88888 88888 89999 99999 99999 99999
7   H   00000 00000 00000 00000 00000 00000 00011 11111 11111 11111 11111 11111 11111 11111 1
7       22222 22222 22222 22222 22222 22222 22222 22222 23333 33333 33333 33
7       4
```

	Absolute Pressure,[a] mm Hg
Cases	428
Minimum	301.9
Maximum	740.6
Mean	637.3
Standard Deviation	83.3
Standard Error	4.0
Skewness	-1.2
Kurtosis	1.6
Lower Hinge (H)	589.6
Median (M)	655.0
Upper Hinge (H)	706.2

[a] Pressure corrected to 0.0 degrees centigrade

Figure 14-5. UATMP canister absolute pressure distribution, excluding duplicate sample data.

1592408R

TABLE 14-19. 1988 UATMP ANALYSIS PRESSURES OF SAMPLES BY SITE

Site Code	Cases	Mean in. Hg Vacuum	Standard Deviation in. Hg Vacuum
ATGA	32	4.79	2.4
BRLA	35	4.34	5.7
BHAL	32	3.00	3.1
BRVT	34	3.97	3.7
C4IL/C5IL[a]	18	3.42	3.6
CLOH	32	3.30	4.1
DLTX	31	2.57	4.1
DBMI	31	5.45	2.4
DTMI	28	5.34	3.1
HAIN	34	5.36	3.1
H1TX	31	1.42	0.89
JAFL	33	9.18	5.9
LAMI	28	3.83	2.7
L1KY	30	2.65	1.9
MIFL	31	2.23	2.4
MDMI	31	6.55	3.5
PHMI	31	4.67	3.3
P2OR	31	5.21	5.4
SAIL	31	6.10	3.7

[a]From October 1987 through April 3, 1988 the site was located at Carver High School and known as C4IL. From June 25, 1988 through September 18, 1988, the site was located at Washington High School and was known as C5IL.

20-megabyte (mb) removable cartridge Bernoulli disk. These data are backed up with additional 20-mb Bernoulli cartridges and subsequently on magnetic tape for permanent storage. The area table files are processed by a peak identification program written in "C" language. The peak identification program uses PID/FID and ECD/FID ratios, average response factors, and retention time windows to identify target compounds. This program compares the sample ratios for each compound to those of an average calculated calibration standard. The percent coefficient of variation is calculated between the sample compound ratio and that of an average standard and is used as a criterion for identification. The peak identification program also uses the average retention time for toluene as a reference with which to compare retention times for compounds in the sample. Compounds responding on only one detector must be identified by retention time and the absence of response on the other two detectors. When a compound identification is made by the program, it calculates the concentration in ppbv based on an average standard response factor for the corresponding compound for each detector. Each sample chromatogram is reviewed, using the Nelson data system, and compared to the peak identification. The verified data are then entered into a cumulative database using Paradox® software and also into data summaries using Lotus® 1-2-3 software. The database and data summaries are finally checked for data entry accuracy and completeness before statistical calculations are performed.

14.11 DATA RECORDS

The data records for UATMP include field sampling information, laboratory receipt and analysis information, and processed data obtained for 38 target compounds for 719 GC/MD analyses and 118 GC/MS analyses of UATMP samples, plus daily checks, audits, and other QA/QC samples.

The field data sheets that accompany each canister to the sampling sites are completed by the site operators and laboratory personnel upon receipt. These data sheets are bound and kept in the laboratory and pertinent field data are recorded on magnetic disks. Each sample is assigned a unique identification number upon receipt in the laboratory. This identification number appears on the field data sheet, chromatogram, Nelson chromatography data files, in the cumulative database and data summary. Nelson chromatography data for each UATMP sample are stored directly to a 20-mb

removable cartridge disk. These primary data disks are backed up daily to 20-mb removable cartridge disks and are finally archived to 20-megabyte tapes. The hard copy chromatograms are stored in file folders by date.

A daily analysis log is kept as a means of tracking date and conditions of analysis. The analyst also records information in a laboratory notebook as needed. Following the identification process and data verification, the results for each sample are entered in a cumulative database using Paradox® database software. For reporting purposes these data are also entered in a LOTUS® 1-2-3 spreadsheet data summary.

15. RECOMMENDATIONS

The following recommendations derive from experience with the 1988 UATMP. During this program a significant amount of method qualification and modification was necessary. Much progress was made and the data obtained reflect the very best canister technology that is available today. Additional development is needed to better define precision and accuracy, especially at levels near the estimated MDLs for the target compounds.

15.1 CANISTER CLEANUP AND STABILITY STUDIES

Although preliminary studies indicated that the average concentration of target compounds carried over in canisters was < 0.2 ppbv, canister cleanup studies are important to relate the amount of compound carryover in canisters one may expect to observe from one sample to another. Canister cleanup studies can also be used to evaluate canister cleaning strategies for the UATMP. Canister stability studies aid in the determination of how representative the canister sample is of the orginal ambient air that has been sampled. It is recommended a canister cleaning study and canister stability study be performed to evaluate these important issues.

15.2 UATMP FIELD AUDIT

It is recommended that a field audit procedure for UATMP samplers be developed and implemented for the target compounds. The need for the field audit procedure relates to canister cleanliness and to the reaction and adsorption equilibria which occur in a canister after an ambient air sample is taken. A proper field audit is the only approach which will test the entire UATMP method accuracy.

One benefit of the field audit procedure would be determining the magnitude of chemical reaction and adsorption that occurs when an ambient air sample is collected in a clean canister. Another benefit would be determining if a difference in concentration can be detected between a heated stainless steel sampler probe compared to an unheated probe.

Once the UATMP field audit procedure is developed, semiannual field audits are recommended. It is also recommended that bimonthly external analytical audits at two different concentration levels be continued in the 1989 UATMP.

15.3 METHOD DETECTION LIMIT STUDY

It is recommended that further MDL studies be conducted for the UATMP target compounds using both the GC/MD and the GC/MS analytical methods. During the course of the 1988 UATMP, estimated MDLs were determined for the GC/MD and GC/MS in the MID mode.

The method outlined in the Federal Register[10] is recommended for both the GC/MD and the GC/MS (in the MID mode) for the 38 UATMP target compounds.

The results should also be processed using specified assurance probabilities recommended in Reference 11. The assurance probabilities recommended in Reference 11 specify probabilities of Type I and Type II errors. Type I errors relate to reporting an analyte as present when it is not, and Type II errors relate to reporting an analyte as absent when it is present. The Federal Register MDL[10] method sets a 95% probability against a Type I error, but results in a 50% probability of a Type II error.

Reference 11 permits setting 95% (or any other percent) probabilities for both type errors, and although it results in a higher MDL, it also gives a more realistic definition of the analytical risks involved in the compound identification. Using both the EPA (Federal Register) and Reference 11 approaches will allow a set of working and a set of conservative MDLs to be generated for both the GC/MD and GC/MS analytical systems.

15.4 INTERNAL STANDARD FOR GC/MS ANALYSES

Use of internal standards is recommended for GC/MS analyses for the 1989 UATMP. The internal standards would be injected into both calibration samples and ambient air samples. The use of internal standards requires modification of the sample interface system for the GC/MS. A suggested internal standard gas would contain:

d_8-toluene
d_4-1,2-dichloroethane

d_{10}-ethylbenzene
d_5-chlorobenzene
perfluorotoluene
perfluorobenzene
1,4-difluorobenzene

The use of internal standards will increase the accuracy of all the GC/MS analyses. Modification of the current interface is underway to permit use of internal standards in GC/MS analyses in 1989.

15.5 REPLICATE AND DUPLICATE ANALYSES

It is recommended that all the replicate GC/MD analyses for the UATMP be done on the duplicate samples if canister pressure allows. This approach will allow separation of sampling and analytical precision.

16. REFERENCES

1. Radian Corporation. 1988 Nonmethane Organic Compound and Urban Air Toxics Monitoring Programs, Work Plan and Quality Assurance Project Plan. DCN No. 88-262-045-06. Prepared for the U.S. Environmental Protection Agency, Research Triangle Park, NC. EPA Contract No. 68D80014, July 15, 1988.

2. Radian Corporation. 1987 Nonmethane Organic Compound and Air Toxics Monitoring Programs. Final Report Volume 1 - Hydrocarbons, U.S. Environmental Protection Agency, Research Triangle Park, NC. EPA-450/4-88-011. August 19, 1988.

3. McAllister, R. A., R. F. Jongleux, D-P Dayton, P. L. O'Hara, and D. E. Wagoner (Radian Corporation). Nonmethane Organic Compound Monitoring. Final Report. Prepared for U.S. Environmental Protection Agency, Research Triangle Park, NC. EPA Contract No. 68-02-3889, July 1987.

4. McAllister, R. A., D-P Dayton and D. E. Wagoner (Radian Corporation). Nonmethane Organic Compound Monitoring. Final Project Report. Prepared for U.S. Environmental Protection Agency, Research Triangle Park, NC. EPA Contract No. No. 68-02-3889, January 1986.

5. Radian Corporation. Nonmethane Organic Compounds Monitoring Assistance for Certain States in EPA Regions III, IV, V, VI, and VII, Phase II. Final Project Report. Prepared for the U.S. Environmental Protection Agency, Research Triangle Park, NC. EPA Contract No. 38-02-3513, February 1985.

6. Radian Corporation. Proposed Diurnal Nonmethane Organic Compound Sampling Plan. DCN No. 88-262-045-11. Prepared for U.S. Environmental Protection Agency, Research Triangle Park, NC. EPA Contract No. 68D80014. September 30, 1988.

7. McAllister, R. A., Radian Corporation. Letter and Proposal, entitled "Wet Zero Study", to Frank F. McElroy, Quality Assurance Division, Environmental Systems Monitoring Laboratory, U.S. Environmental Protection Agency, Research Triangle Park, NC. November 15, 1988.

8. Radian Corporation. Urban Air Toxics Monitoring Program. Third Quarterly Report. Second Quarter 1988. DCN No. 88-262-045-08. Prepared for Office of Air Quality Planning and Standards, U. S. Environmental Protection Agency, Research Triangle Park, NC. August 31, 1988.

9. McAllister, R. A., P. L. O'Hara, W. H. Moore, D-P. Dayton, J. Rice, R. F. Jongleux, R. G. Merrill, Jr., and J. T. Bursey (Radian Corporation) 1988 Nonmethane Organic Compound and Urban Air Toxics Monitoring Programs. Final Report. Volume I. Nonmethane Organic Compound and Three-Hour Air Toxics Monitoring Program. DCN No. 88-262-045-25. Prepared for Harold G. Richter, Office of Air Quality Planning and Standards, U. S. Environmental Protection Agency and F. F. McElroy and V. Thompson, Atmospheric Research and Exposure Assessment Laboratory, U. S. Environmental Protection Agency, Research Triangle Park, NC. December 1988.

10. U. S. Environmental Protection Agency. Code of Federal Regulations. Title 40, Chapter 1, Part 136, Appendix B. Washington, D.C. Office of the Federal Register, July 1, 1987.

11. Clayton, C. A., J. W. Hines, and P. D. Elkins, "Detection Limits with Specified Assurance Probabilities," Anal. Chem. 1987, 59, 2506.

APPENDIX A

URBAN AIR TOXICS MONITORING PROGRAM
SITE DATA SUMMARIES FOR GC/MD ANALYSES

APPENDIX A

LIST OF TABLES

Table		Page
A1	MULTIPLE DETECTOR SPECIATED UATMP DATA FOR ATGA.....	A1
A2	MULTIPLE DETECTOR SPECIATED UATMP DATA FOR BHAL.....	A9
A3	MULTIPLE DETECTOR SPECIATED UATMP DATA FOR BRLA.....	A17
A4	MULTIPLE DETECTOR SPECIATED UATMP DATA FOR BRVT.....	A25
A5	MULTIPLE DETECTOR SPECIATED UATMP DATA FOR C4IL/C5IL.....	A34
A6	MULTIPLE DETECTOR SPECIATED UATMP DATA FOR CLOH.....	A41
A7	MULTIPLE DETECTOR SPECIATED UATMP DATA FOR DBMI.....	A49
A8	MULTIPLE DETECTOR SPECIATED UATMP DATA FOR DLTX.....	A57
A9	MULTIPLE DETECTOR SPECIATED UATMP DATA FOR DTMI.....	A65
A10	MULTIPLE DETECTOR SPECIATED UATMP DATA FOR H1TX.....	A72
A11	MULTIPLE DETECTOR SPECIATED UATMP DATA FOR HAIN.....	A80
A12	MULTIPLE DETECTOR SPECIATED UATMP DATA FOR JAFL.....	A88
A13	MULTIPLE DETECTOR SPECIATED UATMP DATA FOR L2KY.....	A96
A14	MULTIPLE DETECTOR SPECIATED UATMP DATA FOR LAMI.....	A104
A15	MULTIPLE DETECTOR SPECIATED UATMP DATA FOR MDMI.....	A112
A16	MULTIPLE DETECTOR SPECIATED UATMP DATA FOR MIFL.....	A120
A17	MULTIPLE DETECTOR SPECIATED UATMP DATA FOR P2OR.....	A128
A18	MULTIPLE DETECTOR SPECIATED UATMP DATA FOR PHMI.....	A136
A19	MULTIPLE DETECTOR SPECIATED UATMP DATA FOR SAIL.....	A143

TABLE A1. MULTIPLE DETECTOR SPECIATED UATMP DATA SUMMARY FOR ATGA

Sample Date	09/30/87	10/12/87	10/24/87	11/05/87	11/17/87
Sample ID	0005	0013	0051	0046	0072D
Compound	Concentration, ppbv				
Acetylene	<1.00	<1.00	<1.00	<1.00	<1.00
Propylene	<0.10	<0.10	<0.10	<0.10	<0.10
Chloromethane	<0.20	<0.20	<0.20	<0.20	<0.20
Vinyl chloride	<0.20	<0.20	<0.20	<0.20	<0.20
1,3-Butadiene	<0.10	<0.10	<0.10	<0.10	<0.10
Bromomethane	<0.20	<0.20	<0.20	<0.20	<0.20
Chloroethane	<0.10	<0.10	<0.10	<0.10	<0.10
Methylene chloride	<0.11	<0.11	<0.11	<0.11	<0.11
trans-1,2-Dichloroethylene	<0.04	<0.04	<0.04	<0.04	<0.04
1,1-Dichloroethane	<0.04	<0.04	<0.04	<0.04	<0.04
Chloroprene	0.41 (L)	<0.06	<0.06	<0.06	<0.06
Bromochloromethane	<0.003	<0.003	<0.003	<0.003	<0.003
Chloroform	<0.006	<0.006	<0.006	<0.006	<0.006
1,1,1-Trichloroethane	3.242(M)	<0.001	<0.001	<0.001	<0.001
Carbon tetrachloride	<0.001	<0.001	<0.001	<0.001	<0.001
1,2-Dichloroethane	0.27 (L)	<0.04	<0.04	<0.04	0.84 (L)
Benzene/1,2-Dichloroethane	1.23 (M)	<0.04	<0.04	<0.04	2.25 (M)
Benzene	0.96 (M)	<0.04	<0.04	<0.04	1.41 (M)
Trichloroethylene	<0.004	<0.004	<0.004	<0.004	<0.004
1,2-Dichloropropane	<0.04	<0.04	<0.04	<0.04	<0.04
Bromodichloromethane	<0.001	<0.001	<0.001	<0.001	<0.001
cis-1,3-Dichloropropylene	<0.04	<0.04	<0.04	<0.04	<0.04
Toluene	0.73 (M)	<0.02	<0.02	<0.02	<0.02
n-Octane	<0.03	<0.03	<0.03	<0.03	<0.03
n-Octane/t-1,3-Dichloropropylene	<0.03	<0.03	<0.03	<0.03	<0.03
trans-1,3-Dichloropropylene	<0.04	<0.04	<0.04	<0.04	<0.04
1,1,2-Trichloroethane	<0.02	<0.02	<0.02	<0.02	<0.02
Tetrachloroethylene	<0.07	<0.07	<0.07	<0.07	<0.07
Dibromochloromethane	<0.001	<0.001	<0.001	<0.001	<0.001
Chlorobenzene	<0.02	<0.02	<0.02	<0.02	<0.02
Ethylbenzene	<0.02	<0.02	<0.02	<0.02	<0.02
m/p-Xylene	6.80 (M)	<0.04	18.44 (M)	8.27 (M)	<0.04
Styrene/o-Xylene	<0.02	<0.02	<0.02	<0.02	<0.02
Bromoform	<0.001	<0.001	<0.001	<0.001	<0.001
1,1,2,2-Tetrachloroethane	<0.002	<0.002	<0.002	<0.002	<0.002
m-Dichlorobenzene	<0.02	<0.02	<0.02	<0.02	<0.02
p-Dichlorobenzene	<0.09	<0.09	<0.09	<0.09	<0.09
o-Dichlorobenzene	<0.02	<0.02	<0.02	<0.02	<0.02

(H) High confidence level (M) Medium confidence level (L) Low confidence level (Continued)
D Duplicate sample

TABLE A1. ATGA (Continued)

Sample Date	11/17/87	11/29/87	11/29/87	12/11/87	12/24/87
Sample ID	0073D	0100	0100R	0129	0152
Compound	Concentration, ppbv				
Acetylene	<1.00	<1.00	<1.00	<1.00	<1.00
Propylene	<0.10	<0.10	<0.10	<0.10	<0.10
Chloromethane	<0.20	<0.20	<0.20	<0.20	<0.20
Vinyl chloride	<0.20	<0.20	<0.20	<0.20	<0.20
1,3-Butadiene	<0.10	<0.10	<0.10	<0.10	<0.10
Bromomethane	<0.20	<0.20	<0.20	<0.20	<0.20
Chloroethane	<0.10	<0.10	<0.10	<0.10	<0.10
Methylene chloride	<0.11	<0.11	<0.11	<0.11	<0.11
trans-1,2-Dichloroethylene	<0.04	<0.04	<0.04	<0.04	<0.04
1,1-Dichloroethane	<0.04	<0.04	<0.04	<0.04	<0.04
Chloroprene	<0.06	0.46 (L)	0.45 (L)	<0.06	<0.06
Bromochloromethane	<0.003	<0.003	<0.003	<0.003	<0.003
Chloroform	<0.006	<0.006	<0.006	0.825(H)	<0.006
1,1,1-Trichloroethane	0.530(M)	<0.001	0.224(M)	<0.001	<0.001
Carbon tetrachloride	<0.001	<0.001	<0.001	<0.001	<0.001
1,2-Dichloroethane	1.08 (L)	0.34 (L)	<0.04	0.72 (L)	0.56 (L)
Benzene/1,2-Dichloroethane	2.32 (H)	0.94 (M)	<0.04	2.01 (H)	1.39 (H)
Benzene	1.24 (H)	0.60 (M)	<0.04	1.29 (H)	0.83 (H)
Trichloroethylene	<0.004	<0.004	<0.004	<0.004	<0.004
1,2-Dichloropropane	<0.04	<0.04	<0.04	0.84 (H)	1.41 (M)
Bromodichloromethane	<0.001	<0.001	<0.001	<0.001	<0.001
cis-1,3-Dichloropropylene	<0.04	<0.04	<0.04	<0.04	0.55 (M)
Toluene	<0.02	1.59 (L)	1.04 (H)	4.36 (M)	1.89 (H)
n-Octane	<0.03	<0.03	<0.03	<0.03	<0.03
n-Octane/t-1,3-Dichloropropylene	<0.03	<0.03	<0.03	<0.03	0.45 (H)
trans-1,3-Dichloropropylene	<0.04	<0.04	<0.04	<0.04	0.20 (H)
1,1,2-Trichloroethane	<0.02	<0.02	<0.02	<0.02	0.21 (H)
Tetrachloroethylene	<0.07	<0.07	<0.07	<0.07	0.08 (M)
Dibromochloromethane	<0.001	<0.001	<0.001	<0.001	<0.001
Chlorobenzene	<0.02	<0.02	0.27 (H)	<0.02	<0.02
Ethylbenzene	<0.02	<0.02	<0.02	<0.02	<0.02
m/p-Xylene	3.67 (M)	3.32 (H)	3.32 (H)	10.02 (M)	9.30 (H)
Styrene/o-Xylene	<0.02	0.78 (H)	1.13 (M)	2.32 (M)	1.26 (H)
Bromoform	<0.001	<0.001	<0.001	<0.001	<0.001
1,1,2,2-Tetrachloroethane	<0.002	<0.002	<0.002	<0.002	<0.002
m-Dichlorobenzene	<0.02	<0.02	<0.02	<0.02	0.61 (H)
p-Dichlorobenzene	<0.09	<0.09	<0.09	<0.09	0.55 (H)
o-Dichlorobenzene	<0.02	<0.02	<0.02	<0.02	0.34 (M)

(H) High confidence level (M) Medium confidence level (L) Low confidence level (Continued)

D Duplicate sample R Replicate analysis

TABLE A1. ATGA (Continued)

Sample Date	01/04/88	01/16/88	01/28/88	02/09/88	02/21/88
Sample ID	0167	0201	0216	0227	02460
Compound	Concentration, ppbv				
Acetylene	<1.00	<1.00	<1.00	<1.00	<1.00
Propylene	<0.10	<0.10	<0.10	<0.10	<0.10
Chloromethane	<0.20	<0.20	<0.20	<0.20	<0.20
Vinyl chloride	<0.20	<0.20	<0.20	<0.20	<0.20
1,3-Butadiene	<0.10	<0.10	<0.10	<0.10	<0.10
Bromomethane	<0.20	<0.20	<0.20	<0.20	<0.20
Chloroethane	<0.10	<0.10	<0.10	<0.10	<0.10
Methylene chloride	<0.11	<0.11	<0.11	<0.11	<0.11
trans-1,2-Dichloroethylene	<0.04	<0.04	<0.04	<0.04	<0.04
1,1-Dichloroethane	<0.04	<0.04	<0.04	<0.04	<0.04
Chloroprene	<0.06	<0.06	<0.06	<0.06	<0.06
Bromochloromethane	<0.003	<0.003	<0.003	<0.003	<0.003
Chloroform	<0.006	<0.006	<0.006	<0.006	<0.006
1,1,1-Trichloroethane	0.210(H)	<0.001	0.093(H)	0.093(H)	0.294(H)
Carbon tetrachloride	<0.001	<0.001	<0.001	<0.001	<0.001
1,2-Dichloroethane	<0.04	<0.04	<0.04	<0.04	<0.04
Benzene/1,2-Dichloroethane	<0.04	<0.04	<0.04	<0.04	<0.04
Benzene	<0.04	<0.04	<0.04	<0.04	<0.04
Trichloroethylene	<0.004	31.475(M)	<0.004	<0.004	<0.004
1,2-Dichloropropane	<0.04	<0.04	<0.04	<0.04	<0.04
Bromodichloromethane	<0.001	<0.001	<0.001	<0.001	<0.001
cis-1,3-Dichloropropylene	<0.04	<0.04	<0.04	<0.04	<0.04
Toluene	0.46 (H)	<0.02	2.00 (M)	1.59 (L)	0.37 (M)
n-Octane	0.14 (L)	<0.03	<0.03	<0.03	<0.03
n-Octane/t-1,3-Dichloropropylene	<0.03	<0.03	<0.03	<0.03	<0.03
trans-1,3-Dichloropropylene	0.40 (L)	<0.04	0.24 (H)	<0.04	<0.04
1,1,2-Trichloroethane	0.44 (H)	<0.02	<0.02	<0.02	<0.02
Tetrachloroethylene	<0.07	<0.07	0.42 (M)	0.26 (M)	<0.07
Dibromochloromethane	<0.001	<0.001	<0.001	<0.001	<0.001
Chlorobenzene	<0.02	<0.02	<0.02	<0.02	0.07 (H)
Ethylbenzene	<0.02	<0.02	<0.02	<0.02	<0.02
m/p-Xylene	4.63 (H)	2.00 (H)	5.32 (M)	3.96 (H)	0.14 (M)
Styrene/o-Xylene	0.28 (H)	0.46 (L)	1.32 (M)	1.04 (H)	<0.02
Bromoform	<0.001	<0.001	<0.001	<0.001	<0.001
1,1,2,2-Tetrachloroethane	<0.002	<0.002	<0.002	<0.002	<0.002
m-Dichlorobenzene	<0.02	<0.02	<0.02	0.21 (M)	0.05 (L)
p-Dichlorobenzene	<0.09	<0.09	<0.09	<0.09	0.72 (L)
o-Dichlorobenzene	<0.02	<0.02	<0.02	0.33 (L)	0.36 (L)

(H) High confidence level (M) Medium confidence level (L) Low confidence level (Continued)

D Duplicate sample

TABLE A1. ATGA (Continued)

Sample Date	02/21/88	03/05/88	03/16/88	03/28/88	04/09/88
Sample ID	0247D	0260	0285	0320	0340
Compound	Concentration, ppbv				
Acetylene	<1.00	<1.00	<1.00	<1.00	<1.00
Propylene	<0.10	<0.10	<0.10	<0.10	<0.10
Chloromethane	<0.20	<0.20	<0.20	<0.20	<0.20
Vinyl chloride	<0.20	<0.20	<0.20	<0.20	<0.20
1,3-Butadiene	<0.10	<0.10	<0.10	<0.10	<0.10
Bromomethane	<0.20	<0.20	<0.20	<0.20	<0.20
Chloroethane	<0.10	<0.10	<0.10	<0.10	<0.10
Methylene chloride	<0.11	<0.11	<0.11	<0.11	<0.11
trans-1,2-Dichloroethylene	<0.04	<0.04	<0.04	<0.04	<0.04
1,1-Dichloroethane	<0.04	<0.04	<0.04	<0.04	<0.04
Chloroprene	<0.06	<0.06	<0.06	<0.06	<0.06
Bromochloromethane	<0.003	<0.003	<0.003	<0.003	<0.003
Chloroform	<0.006	<0.006	<0.006	<0.006	<0.006
1,1,1-Trichloroethane	<0.001	0.076(M)	0.681(M)	<0.001	<0.001
Carbon tetrachloride	<0.001	<0.001	<0.001	<0.001	<0.001
1,2-Dichloroethane	1.49 (L)	1.25 (L)	<0.04	<0.04	2.35 (L)
Benzene/1,2-Dichloroethane	1.65 (H)	1.42 (M)	<0.04	<0.04	2.56 (H)
Benzene	0.16 (H)	0.17 (M)	<0.04	<0.04	0.21 (H)
Trichloroethylene	<0.004	<0.004	<0.004	11.665(L)	<0.004
1,2-Dichloropropane	<0.04	<0.04	<0.04	<0.04	<0.04
Bromodichloromethane	<0.001	<0.001	<0.001	<0.001	<0.001
cis-1,3-Dichloropropylene	<0.04	<0.04	<0.04	<0.04	<0.04
Toluene	0.41 (M)	0.87 (L)	0.82 (H)	1.33 (H)	1.61 (M)
n-Octane	<0.03	<0.03	<0.03	0.17 (M)	<0.03
n-Octane/t-1,3-Dichloropropylene	<0.03	<0.03	<0.03	<0.03	<0.03
trans-1,3-Dichloropropylene	<0.04	<0.04	<0.04	<0.04	<0.04
1,1,2-Trichloroethane	<0.02	<0.02	0.22 (L)	<0.02	<0.02
Tetrachloroethylene	<0.07	<0.07	0.12 (M)	<0.07	<0.07
Dibromochloromethane	<0.001	<0.001	<0.001	<0.001	<0.001
Chlorobenzene	<0.02	<0.02	<0.02	<0.02	0.15 (M)
Ethylbenzene	<0.02	<0.02	<0.02	<0.02	0.81 (M)
m/p-Xylene	0.97 (H)	0.27 (M)	0.24 (H)	0.36 (M)	0.34 (M)
Styrene/o-Xylene	<0.02	0.52 (M)	<0.02	<0.02	0.31 (H)
Bromoform	<0.001	<0.001	<0.001	<0.001	<0.001
1,1,2,2-Tetrachloroethane	<0.002	<0.002	<0.002	<0.002	<0.002
m-Dichlorobenzene	<0.02	<0.02	<0.02	<0.02	0.10 (L)
p-Dichlorobenzene	0.18 (L)	<0.09	<0.09	<0.09	<0.09
o-Dichlorobenzene	<0.02	<0.02	<0.02	<0.02	<0.02

(H) High confidence level (M) Medium confidence level (L) Low confidence level (Continued)

D Duplicate sample

TABLE A1. ATGA (Continued)

Sample Date	04/21/88	05/03/88	05/15/88	05/27/88	05/27/88
Sample ID	0360	0381	0401	0422D	0423D
Compound	Concentration, ppbv				
Acetylene	<1.00	<1.00	<1.00	<1.00	<1.00
Propylene	<0.10	<0.10	<0.10	<0.10	<0.10
Chloromethane	<0.20	<0.20	<0.20	<0.20	<0.20
Vinyl chloride	<0.20	<0.20	<0.20	<0.20	<0.20
1,3-Butadiene	<0.10	<0.10	<0.10	<0.10	<0.10
Bromomethane	<0.20	<0.20	<0.20	<0.20	<0.20
Chloroethane	<0.10	<0.10	<0.10	<0.10	<0.10
Methylene chloride	<0.11	<0.11	<0.11	0.85 (H)	0.72 (M)
trans-1,2-Dichloroethylene	<0.04	<0.04	<0.04	<0.04	<0.04
1,1-Dichloroethane	<0.04	<0.04	<0.04	<0.04	<0.04
Chloroprene	<0.06	<0.06	<0.06	0.94 (M)	<0.06
Bromochloromethane	<0.003	<0.003	<0.003	<0.003	<0.003
Chloroform	<0.006	3.400(H)	2.023(H)	<0.006	<0.006
1,1,1-Trichloroethane	<0.001	<0.001	<0.001	0.810(L)	0.820(M)
Carbon tetrachloride	<0.001	<0.001	<0.001	<0.001	<0.001
1,2-Dichloroethane	1.86 (L)	1.21 (L)	2.50 (L)	2.91 (L)	2.79 (L)
Benzene/1,2-Dichloroethane	2.01 (H)	1.33 (H)	5.00 (H)	4.11 (M)	3.99 (M)
Benzene	0.15 (H)	0.12 (H)	2.50 (H)	1.20 (M)	1.20 (M)
Trichloroethylene	<0.004	<0.004	<0.004	<0.004	<0.004
1,2-Dichloropropane	<0.04	<0.04	<0.04	<0.04	<0.04
Bromodichloromethane	<0.001	<0.001	<0.001	<0.001	<0.001
cis-1,3-Dichloropropylene	<0.04	<0.04	<0.04	<0.04	<0.04
Toluene	1.54 (L)	1.94 (H)	7.16 (H)	4.57 (L)	5.47 (L)
n-Octane	<0.03	<0.03	<0.03	<0.03	<0.03
n-Octane/t-1,3-Dichloropropylene	<0.03	<0.03	<0.03	<0.03	<0.03
trans-1,3-Dichloropropylene	<0.04	<0.04	<0.04	<0.04	<0.04
1,1,2-Trichloroethane	<0.02	0.17 (L)	<0.02	<0.02	<0.02
Tetrachloroethylene	0.73 (L)	<0.07	<0.07	<0.07	<0.07
Dibromochloromethane	<0.001	<0.001	<0.001	<0.001	<0.001
Chlorobenzene	<0.02	<0.02	<0.02	0.75 (M)	0.70 (M)
Ethylbenzene	<0.02	<0.02	0.82 (M)	<0.02	<0.02
m/p-Xylene	0.44 (M)	0.30 (L)	5.95 (H)	4.03 (L)	3.94 (L)
Styrene/o-Xylene	0.52 (H)	0.18 (M)	2.02 (H)	1.49 (M)	1.31 (L)
Bromoform	<0.001	<0.001	<0.001	<0.001	<0.001
1,1,2,2-Tetrachloroethane	<0.002	<0.002	<0.002	<0.002	<0.002
m-Dichlorobenzene	0.13 (H)	0.06 (M)	<0.02	0.99 (H)	0.72 (M)
p-Dichlorobenzene	1.77 (M)	0.62 (M)	6.71 (H)	<0.09	<0.09
o-Dichlorobenzene	<0.02	<0.02	<0.02	1.61 (H)	0.42 (L)

(H) High confidence level (M) Medium confidence level (L) Low confidence level (Continued)

D Duplicate sample

TABLE A1. ATGA (Continued)

Sample Date	06/11/88	06/11/88	06/20/88	07/02/88	07/14/88
Sample ID	0444	0444R	0459	0478	0509
Compound	Concentration, ppbv				
Acetylene	<1.00	<1.00	<1.00	<1.00	<1.00
Propylene	<0.10	<0.10	<0.10	<0.10	<0.10
Chloromethane	<0.20	<0.20	<0.20	<0.20	<0.20
Vinyl chloride	<0.20	<0.20	<0.20	<0.20	<0.20
1,3-Butadiene	<0.10	<0.10	<0.10	<0.10	<0.10
Bromomethane	<0.20	<0.20	<0.20	<0.20	<0.20
Chloroethane	<0.10	<0.10	<0.10	<0.10	<0.10
Methylene chloride	<0.11	<0.11	<0.11	<0.11	<0.11
trans-1,2-Dichloroethylene	<0.04	<0.04	<0.04	<0.04	<0.04
1,1-Dichloroethane	<0.04	<0.04	<0.04	<0.04	<0.04
Chloroprene	<0.06	<0.06	0.46 (L)	<0.06	<0.06
Bromochloromethane	<0.003	<0.003	<0.003	<0.003	<0.003
Chloroform	<0.006	<0.006	<0.006	<0.006	<0.006
1,1,1-Trichloroethane	<0.001	<0.001	0.749(H)	<0.001	<0.001
Carbon tetrachloride	<0.001	<0.001	<0.001	<0.001	<0.001
1,2-Dichloroethane	0.54 (L)	2.10 (L)	1.94 (L)	<0.04	<0.04
Benzene/1,2-Dichloroethane	1.12 (H)	2.76 (L)	3.77 (H)	<0.04	<0.04
Benzene	0.58 (H)	0.66 (L)	1.83 (H)	0.61 (H)	1.38 (M)
Trichloroethylene	<0.004	<0.004	0.290(H)	<0.004	<0.004
1,2-Dichloropropane	<0.04	<0.04	<0.04	<0.04	<0.04
Bromodichloromethane	<0.001	<0.001	<0.001	<0.001	<0.001
cis-1,3-Dichloropropylene	<0.04	<0.04	<0.04	<0.04	<0.04
Toluene	3.68 (L)	2.76 (H)	5.69 (H)	1.33 (H)	3.24 (H)
n-Octane	<0.03	<0.03	0.39 (M)	<0.03	<0.03
n-Octane/t-1,3-Dichloropropylene	<0.03	<0.03	<0.03	<0.03	<0.03
trans-1,3-Dichloropropylene	<0.04	<0.04	<0.04	<0.04	<0.04
1,1,2-Trichloroethane	<0.02	<0.02	<0.02	<0.02	<0.02
Tetrachloroethylene	<0.07	<0.07	<0.07	<0.07	<0.07
Dibromochloromethane	<0.001	<0.001	<0.001	<0.001	<0.001
Chlorobenzene	<0.02	0.57 (M)	<0.02	<0.02	<0.02
Ethylbenzene	<0.02	<0.02	0.54 (L)	0.18 (H)	0.42 (H)
m/p-Xylene	<0.04	<0.04	4.13 (H)	1.22 (H)	2.64 (H)
Styrene/o-Xylene	<0.02	0.90 (M)	1.20 (H)	0.48 (M)	0.92 (H)
Bromoform	<0.001	<0.001	<0.001	<0.001	<0.001
1,1,2,2-Tetrachloroethane	<0.002	<0.002	<0.002	<0.002	<0.002
m-Dichlorobenzene	<0.02	<0.02	0.31 (M)	<0.02	<0.02
p-Dichlorobenzene	<0.09	<0.09	4.00 (H)	<0.09	<0.09
o-Dichlorobenzene	0.74 (L)	0.82 (M)	<0.02	<0.02	<0.02

(H) High confidence level (M) Medium confidence level (L) Low confidence level (Continued)

R Replicate analysis

TABLE A1. ATGA (Continued)

Sample Date	07/27/88	08/07/88	08/19/88	08/19/88	08/19/88
Sample ID	0530	0553	0581D	0581R	0582D
Compound	Concentration, ppbv				
Acetylene	<1.00	<1.00	<1.00	<1.00	<1.00
Propylene	<0.10	<0.10	3.81 (M)	3.61 (M)	4.45 (L)
Chloromethane	<0.20	<0.20	<0.20	<0.20	<0.20
Vinyl chloride	<0.20	<0.20	<0.20	<0.20	<0.20
1,3-Butadiene	<0.10	<0.10	0.19 (H)	<0.10	0.34 (M)
Bromomethane	<0.20	<0.20	<0.20	<0.20	<0.20
Chloroethane	<0.10	<0.10	<0.10	<0.10	<0.10
Methylene chloride	<0.11	<0.11	4.82 (H)	5.65 (M)	4.94 (H)
trans-1,2-Dichloroethylene	<0.04	<0.04	<0.04	<0.04	<0.04
1,1-Dichloroethane	<0.04	<0.04	<0.04	<0.04	<0.04
Chloroprene	1.54 (L)	<0.06	<0.06	<0.06	<0.06
Bromochloromethane	<0.003	<0.003	<0.003	<0.003	<0.003
Chloroform	<0.006	<0.006	<0.006	<0.006	<0.006
1,1,1-Trichloroethane	<0.001	<0.001	1.143(H)	1.111(H)	0.760(H)
Carbon tetrachloride	0.16 (M)	<0.001	<0.001	<0.001	<0.001
1,2-Dichloroethane	<0.04	<0.04	<0.04	<0.04	<0.04
Benzene/1,2-Dichloroethane	<0.04	<0.04	<0.04	<0.04	<0.04
Benzene	1.20 (H)	0.56 (H)	1.40 (H)	1.32 (H)	1.30 (H)
Trichloroethylene	<0.004	<0.004	<0.004	<0.004	<0.004
1,2-Dichloropropane	<0.04	<0.04	<0.04	<0.04	0.06 (H)
Bromodichloromethane	<0.001	<0.001	<0.001	<0.001	<0.001
cis-1,3-Dichloropropylene	<0.04	<0.04	<0.04	<0.04	<0.04
Toluene	2.85 (L)	1.69 (H)	3.30 (M)	3.68 (H)	3.22 (L)
n-Octane	<0.03	<0.03	<0.03	<0.03	<0.03
n-Octane/t-1,3-Dichloropropylene	<0.03	<0.03	<0.03	<0.03	<0.03
trans-1,3-Dichloropropylene	<0.04	<0.04	<0.04	<0.04	<0.04
1,1,2-Trichloroethane	<0.02	<0.02	<0.02	<0.02	<0.02
Tetrachloroethylene	<0.07	<0.07	0.17 (H)	0.33 (L)	0.18 (H)
Dibromochloromethane	<0.001	<0.001	<0.001	<0.001	<0.001
Chlorobenzene	<0.02	<0.02	<0.02	<0.02	0.16 (L)
Ethylbenzene	0.28 (H)	0.36 (H)	0.48 (H)	0.49 (H)	0.47 (H)
m/p-Xylene	2.01 (H)	2.36 (H)	2.98 (H)	3.05 (H)	3.11 (H)
Styrene/o-Xylene	0.49 (H)	0.47 (H)	0.76 (H)	0.91 (M)	0.79 (H)
Bromoform	<0.001	<0.001	<0.001	<0.001	<0.001
1,1,2,2-Tetrachloroethane	<0.002	<0.002	<0.002	<0.002	<0.002
m-Dichlorobenzene	<0.02	<0.02	<0.02	<0.02	<0.02
p-Dichlorobenzene	<0.09	<0.09	<0.09	<0.09	<0.09
o-Dichlorobenzene	<0.02	<0.02	<0.02	<0.02	<0.02

(H) High confidence level (M) Medium confidence level (L) Low confidence level (Continued)
D Duplicate sample R Replicate analysis

TABLE A1. ATGA (Continued)

Sample Date	08/19/88	08/31/88	08/31/88	09/12/88	09/22/88
Sample ID	0582R	0603D	0604D	0622	0651
Compound	Concentration, ppbv				
Acetylene	<1.00	<1.00	<1.00	<1.00	<1.00
Propylene	4.74 (L)	<0.10	<0.10	2.55 (H)	<0.10
Chloromethane	<0.20	<0.20	<0.20	<0.20	<0.20
Vinyl chloride	<0.20	<0.20	<0.20	<0.20	<0.20
1,3-Butadiene	0.28 (M)	<0.10	<0.10	<0.10	<0.10
Bromomethane	<0.20	<0.20	<0.20	<0.20	<0.20
Chloroethane	<0.10	<0.10	<0.10	<0.10	<0.10
Methylene chloride	6.32 (M)	<0.11	<0.11	<0.11	<0.11
trans-1,2-Dichloroethylene	<0.04	<0.04	<0.04	<0.04	<0.04
1,1-Dichloroethane	<0.04	<0.04	<0.04	<0.04	<0.04
Chloroprene	<0.06	<0.06	<0.06	<0.06	<0.06
Bromochloromethane	<0.003	<0.003	<0.003	<0.003	<0.003
Chloroform	<0.006	<0.006	<0.006	<0.006	<0.006
1,1,1-Trichloroethane	0.746(H)	0.415(M)	0.426 (L)	0.479(H)	0.571(H)
Carbon tetrachloride	<0.001	<0.001	<0.001	<0.001	<0.001
1,2-Dichloroethane	<0.04	<0.04	<0.04	<0.04	<0.04
Benzene/1,2-Dichloroethane	<0.04	<0.04	<0.04	<0.04	<0.04
Benzene	1.43 (H)	0.53 (H)	0.73 (H)	1.08 (H)	1.79 (H)
Trichloroethylene	<0.004	<0.004	<0.004	<0.004	<0.004
1,2-Dichloropropane	0.26 (L)	<0.04	<0.04	<0.04	<0.04
Bromodichloromethane	<0.001	<0.001	<0.001	<0.001	<0.001
cis-1,3-Dichloropropylene	<0.04	<0.04	<0.04	<0.04	<0.04
Toluene	3.09 (M)	1.34 (L)	1.15 (M)	2.57 (L)	4.42 (H)
n-Octane	<0.03	0.21 (M)	0.16 (H)	<0.03	<0.03
n-Octane/t-1,3-Dichloropropylene	<0.03	<0.03	<0.03	<0.03	<0.03
trans-1,3-Dichloropropylene	<0.04	<0.04	<0.04	<0.04	<0.04
1,1,2-Trichloroethane	<0.02	<0.02	<0.02	<0.02	<0.02
Tetrachloroethylene	0.22 (H)	<0.07	0.13 (H)	<0.07	0.68 (M)
Dibromochloromethane	<0.001	<0.001	<0.001	<0.001	<0.001
Chlorobenzene	0.13 (M)	<0.02	<0.02	<0.02	0.24 (H)
Ethylbenzene	0.42 (H)	0.16 (H)	0.16 (H)	0.50 (M)	0.65 (M)
m/p-Xylene	2.86 (H)	0.88 (H)	0.84 (H)	2.68 (H)	3.91 (M)
Styrene/o-Xylene	0.82 (H)	0.28 (H)	0.16 (M)	0.67 (H)	1.03 (L)
Bromoform	<0.001	<0.001	<0.001	<0.001	<0.001
1,1,2,2-Tetrachloroethane	<0.002	1.538(H)	1.546(H)	<0.002	<0.002
m-Dichlorobenzene	<0.02	<0.02	<0.02	<0.02	<0.02
p-Dichlorobenzene	<0.09	<0.09	<0.09	<0.09	<0.09
o-Dichlorobenzene	<0.02	<0.02	<0.02	<0.02	<0.02

(H) High confidence level (M) Medium confidence level (L) Low confidence level

D Duplicate sample R Replicate analysis

TABLE A2. MULTIPLE DETECTOR SPECIATED UATMP DATA SUMMARY FOR BHAL

Sample Date	09/30/87	10/12/87	10/24/87	11/05/87	11/17/87
Sample ID	0006	0015	0056	0052	0082
Compound	Concentration, ppbv				
Acetylene	<1.00	<1.00	<1.00	<1.00	<1.00
Propylene	<0.10	<0.10	<0.10	<0.10	<0.10
Chloromethane	<0.20	<0.20	<0.20	<0.20	<0.20
Vinyl chloride	<0.20	<0.20	<0.20	<0.20	<0.20
1,3-Butadiene	<0.10	<0.10	<0.10	<0.10	<0.10
Bromomethane	<0.20	<0.20	<0.20	<0.20	<0.20
Chloroethane	<0.10	<0.10	<0.10	<0.10	<0.10
Methylene chloride	<0.11	<0.11	<0.11	<0.11	<0.11
trans-1,2-Dichloroethylene	<0.04	<0.04	<0.04	2.54 (H)	<0.04
1,1-Dichloroethane	<0.04	<0.04	<0.04	<0.04	<0.04
Chloroprene	<0.06	<0.06	<0.06	<0.06	<0.06
Bromochloromethane	<0.003	<0.003	<0.003	<0.003	<0.003
Chloroform	<0.006	<0.006	<0.006	<0.006	<0.006
1,1,1-Trichloroethane	<0.001	<0.001	2.488(M)	0.516(H)	<0.001
Carbon tetrachloride	<0.001	<0.001	<0.001	<0.001	<0.001
1,2-Dichloroethane	<0.04	4.24 (L)	4.77 (L)	0.56 (L)	0.89 (L)
Benzene/1,2-Dichloroethane	<0.04	14.98 (M)	8.06 (M)	2.06 (M)	3.36 (H)
Benzene	<0.04	10.74 (M)	3.29 (M)	1.50 (M)	2.47 (H)
Trichloroethylene	<0.004	<0.004	<0.004	<0.004	<0.004
1,2-Dichloropropane	<0.04	<0.04	<0.04	<0.04	<0.04
Bromodichloromethane	<0.001	<0.001	<0.001	<0.001	<0.001
cis-1,3-Dichloropropylene	<0.04	<0.04	4.36 (L)	<0.04	<0.04
Toluene	1.67 (M)	6.21 (H)	8.35 (H)	1.84 (M)	2.60 (H)
n-Octane	<0.03	<0.03	<0.03	<0.03	<0.03
n-Octane/t-1,3-Dichloropropylene	<0.03	<0.03	4.20 (H)	<0.03	<0.03
trans-1,3-Dichloropropylene	<0.04	<0.04	0.99 (H)	<0.04	<0.04
1,1,2-Trichloroethane	<0.02	<0.02	<0.02	<0.02	<0.02
Tetrachloroethylene	<0.07	<0.07	<0.07	<0.07	<0.07
Dibromochloromethane	<0.001	<0.001	<0.001	<0.001	<0.001
Chlorobenzene	<0.02	<0.02	1.88 (M)	<0.02	<0.02
Ethylbenzene	<0.02	<0.02	<0.02	<0.02	<0.02
m/p-Xylene	8.92 (H)	20.37 (H)	23.66 (H)	<0.04	10.38 (M)
Styrene/o-Xylene	2.14 (M)	<0.02	5.62 (M)	<0.02	<0.02
Bromoform	<0.001	<0.001	<0.001	<0.001	<0.001
1,1,2,2-Tetrachloroethane	<0.002	<0.002	<0.002	<0.002	<0.002
m-Dichlorobenzene	<0.02	<0.02	<0.02	<0.02	<0.02
p-Dichlorobenzene	<0.09	<0.09	<0.09	<0.09	<0.09
o-Dichlorobenzene	1.84 (M)	<0.02	<0.02	<0.02	<0.02

(H) High confidence level (M) Medium confidence level (L) Low confidence level (Continued)

TABLE A2. BHAL (Continued)

Sample Date	11/29/87	11/29/87	12/11/87	12/23/87	01/04/88
Sample ID	0101D	0102D	0130	0151	0163
Compound	Concentration, ppbv				
Acetylene	<1.00	<1.00	<1.00	<1.00	<1.00
Propylene	<0.10	<0.10	<0.10	<0.10	<0.10
Chloromethane	<0.20	<0.20	<0.20	<0.20	<0.20
Vinyl chloride	<0.20	<0.20	<0.20	<0.20	<0.20
1,3-Butadiene	<0.10	<0.10	<0.10	<0.10	<0.10
Bromomethane	<0.20	<0.20	<0.20	<0.20	<0.20
Chloroethane	<0.10	<0.10	<0.10	<0.10	<0.10
Methylene chloride	<0.11	<0.11	<0.11	<0.11	<0.11
trans-1,2-Dichloroethylene	<0.04	<0.04	<0.04	<0.04	<0.04
1,1-Dichloroethane	<0.04	<0.04	<0.04	<0.04	<0.04
Chloroprene	<0.06	<0.06	<0.06	<0.06	<0.06
Bromochloromethane	<0.003	<0.003	<0.003	<0.003	<0.003
Chloroform	<0.006	<0.006	<0.006	<0.006	<0.006
1,1,1-Trichloroethane	<0.001	<0.001	<0.001	<0.001	0.210(L)
Carbon tetrachloride	<0.001	<0.001	<0.001	<0.001	<0.001
1,2-Dichloroethane	0.42 (L)	<0.04	1.55 (L)	0.54 (L)	<0.04
Benzene/1,2-Dichloroethane	1.07 (M)	<0.04	4.27 (H)	1.34 (H)	<0.04
Benzene	0.65 (M)	<0.04	2.72 (H)	0.84 (H)	<0.04
Trichloroethylene	<0.004	<0.004	<0.004	<0.004	<0.004
1,2-Dichloropropane	<0.04	<0.04	<0.04	1.67 (H)	<0.04
Bromodichloromethane	<0.001	<0.001	<0.001	<0.001	<0.001
cis-1,3-Dichloropropylene	<0.04	<0.04	<0.04	<0.04	<0.04
Toluene	0.82 (M)	0.98 (L)	5.56 (M)	1.68 (M)	0.62 (H)
n-Octane	<0.03	<0.03	<0.03	<0.03	<0.03
n-Octane/t-1,3-Dichloropropylene	<0.03	<0.03	<0.03	<0.03	<0.03
trans-1,3-Dichloropropylene	<0.04	<0.04	<0.04	<0.04	<0.04
1,1,2-Trichloroethane	<0.02	<0.02	<0.02	<0.02	<0.02
Tetrachloroethylene	<0.07	<0.07	<0.07	<0.07	<0.07
Dibromochloromethane	<0.001	<0.001	<0.001	<0.001	<0.001
Chlorobenzene	<0.02	<0.02	2.01 (H)	<0.02	<0.02
Ethylbenzene	<0.02	<0.02	161.90 (M)	<0.02	<0.02
m/p-Xylene	2.19 (H)	2.20 (L)	3.16 (M)	5.58 (M)	1.11 (H)
Styrene/o-Xylene	0.66 (H)	0.37 (L)	<0.02	1.40 (H)	0.28 (H)
Bromoform	<0.001	<0.001	<0.001	<0.001	<0.001
1,1,2,2-Tetrachloroethane	<0.002	<0.002	<0.002	<0.002	<0.002
m-Dichlorobenzene	<0.02	<0.02	<0.02	<0.02	<0.02
p-Dichlorobenzene	<0.09	<0.09	0.73 (M)	<0.09	<0.09
o-Dichlorobenzene	<0.02	<0.02	<0.02	<0.02	<0.02

(H) High confidence level (M) Medium confidence level (L) Low confidence level (Continued)

D Duplicate sample

TABLE A2. BHAL (Continued)

Sample Date	01/16/88	01/28/88	02/09/88	02/21/88	03/05/88
Sample ID	0205	0193	0223	0255	0263D
Compound	Concentration, ppbv				
Acetylene	<1.00	<1.00	<1.00	<1.00	<1.00
Propylene	<0.10	<0.10	<0.10	<0.10	<0.10
Chloromethane	<0.20	<0.20	<0.20	<0.20	<0.20
Vinyl chloride	<0.20	<0.20	<0.20	<0.20	<0.20
1,3-Butadiene	<0.10	<0.10	<0.10	<0.10	<0.10
Bromomethane	<0.20	<0.20	<0.20	<0.20	<0.20
Chloroethane	<0.10	<0.10	<0.10	<0.10	<0.10
Methylene chloride	<0.11	<0.11	<0.11	<0.11	<0.11
trans-1,2-Dichloroethylene	<0.04	<0.04	<0.04	<0.04	<0.04
1,1-Dichloroethane	<0.04	<0.04	<0.04	<0.04	<0.04
Chloroprene	<0.06	<0.06	<0.06	<0.06	<0.06
Bromochloromethane	<0.003	<0.003	<0.003	<0.003	<0.003
Chloroform	<0.006	<0.006	<0.006	<0.006	<0.006
1,1,1-Trichloroethane	0.116(H)	0.066(H)	0.137(M)	0.118(H)	0.059(M)
Carbon tetrachloride	<0.001	<0.001	<0.001	<0.001	<0.001
1,2-Dichloroethane	<0.04	<0.04	25.72 (L)	1.35 (L)	1.77 (L)
Benzene/1,2-Dichloroethane	<0.04	<0.04	32.10 (L)	1.46 (H)	1.96 (H)
Benzene	<0.04	<0.04	6.38 (L)	0.11 (L)	0.19 (H)
Trichloroethylene	<0.004	<0.004	<0.004	<0.004	<0.004
1,2-Dichloropropane	<0.04	<0.04	<0.04	<0.04	<0.04
Bromodichloromethane	<0.001	<0.001	<0.001	<0.001	<0.001
cis-1,3-Dichloropropylene	<0.04	<0.04	<0.04	<0.04	<0.04
Toluene	2.00 (H)	3.13 (M)	6.30 (L)	<0.02	0.82 (M)
n-Octane	<0.03	<0.03	<0.03	<0.03	<0.03
n-Octane/t-1,3-Dichloropropylene	<0.03	<0.03	<0.03	<0.03	<0.03
trans-1,3-Dichloropropylene	<0.04	<0.04	<0.04	0.05 (H)	<0.04
1,1,2-Trichloroethane	<0.02	<0.02	<0.02	<0.02	<0.02
Tetrachloroethylene	<0.07	<0.07	<0.07	<0.07	<0.07
Dibromochloromethane	<0.001	<0.001	<0.001	<0.001	<0.001
Chlorobenzene	<0.02	<0.02	<0.02	<0.02	<0.02
Ethylbenzene	<0.02	<0.02	<0.02	<0.02	<0.02
m/p-Xylene	7.07 (H)	6.74 (H)	13.39 (H)	0.22 (L)	0.36 (L)
Styrene/o-Xylene	1.50 (H)	1.93 (M)	3.77 (H)	0.12 (L)	0.15 (L)
Bromoform	<0.001	<0.001	<0.001	<0.001	<0.001
1,1,2,2-Tetrachloroethane	<0.002	<0.002	<0.002	<0.002	<0.002
m-Dichlorobenzene	<0.02	<0.02	0.37 (M)	<0.02	<0.02
p-Dichlorobenzene	3.69 (H)	<0.09	<0.09	0.33 (H)	<0.09
o-Dichlorobenzene	<0.02	<0.02	<0.02	<0.02	<0.02

(H) High confidence level (M) Medium confidence level (L) Low confidence level (Continued)
D Duplicate sample

TABLE A2. BHAL (Continued)

Sample Date	03/05/88	03/16/88	03/16/88	03/28/88	04/09/88
Sample ID	0264D	0284	0284R	0273	0338
Compound	Concentration, ppbv				
Acetylene	<1.00	<1.00	<1.00	<1.00	<1.00
Propylene	<0.10	<0.10	<0.10	<0.10	<0.10
Chloromethane	<0.20	<0.20	<0.20	<0.20	<0.20
Vinyl chloride	<0.20	<0.20	<0.20	<0.20	<0.20
1,3-Butadiene	<0.10	<0.10	<0.10	<0.10	<0.10
Bromomethane	<0.20	<0.20	<0.20	<0.20	<0.20
Chloroethane	<0.10	<0.10	<0.10	<0.10	<0.10
Methylene chloride	<0.11	<0.11	<0.11	<0.11	<0.11
trans-1,2-Dichloroethylene	<0.04	<0.04	<0.04	<0.04	<0.04
1,1-Dichloroethane	<0.04	0.08 (L)	0.30 (L)	<0.04	<0.04
Chloroprene	<0.06	<0.06	<0.06	<0.06	<0.06
Bromochloromethane	<0.003	<0.003	<0.003	<0.003	<0.003
Chloroform	<0.006	<0.006	<0.006	<0.006	<0.006
1,1,1-Trichloroethane	0.133(M)	0.050(L)	0.043(H)	<0.001	0.272(H)
Carbon tetrachloride	<0.001	<0.001	<0.001	<0.001	<0.001
1,2-Dichloroethane	1.81 (L)	<0.04	<0.04	5.54 (L)	2.70 (L)
Benzene/1,2-Dichloroethane	2.00 (H)	<0.04	<0.04	6.20 (M)	3.00 (H)
Benzene	0.19 (H)	<0.04	<0.04	0.66 (M)	0.30 (H)
Trichloroethylene	<0.004	<0.004	<0.004	0.237(L)	<0.004
1,2-Dichloropropane	<0.04	<0.04	<0.04	<0.04	<0.04
Bromodichloromethane	<0.001	<0.001	<0.001	<0.001	<0.001
cis-1,3-Dichloropropylene	<0.04	<0.04	<0.04	<0.04	<0.04
Toluene	0.77 (L)	0.45 (M)	0.45 (M)	1.95 (M)	1.76 (L)
n-Octane	<0.03	<0.03	<0.03	<0.03	<0.03
n-Octane/t-1,3-Dichloropropylene	<0.03	<0.03	<0.03	<0.03	<0.03
trans-1,3-Dichloropropylene	<0.04	<0.04	<0.04	<0.04	<0.04
1,1,2-Trichloroethane	<0.02	<0.02	<0.02	<0.02	<0.02
Tetrachloroethylene	<0.07	0.37 (L)	0.26 (L)	<0.07	<0.07
Dibromochloromethane	<0.001	<0.001	<0.001	<0.001	<0.001
Chlorobenzene	<0.02	<0.02	<0.02	<0.02	<0.02
Ethylbenzene	<0.02	<0.02	<0.02	<0.02	<0.02
m/p-Xylene	0.26 (L)	0.09 (L)	0.09 (M)	0.39 (L)	0.38 (L)
Styrene/o-Xylene	0.15 (L)	<0.02	<0.02	0.24 (M)	0.26 (L)
Bromoform	<0.001	<0.001	<0.001	<0.001	<0.001
1,1,2,2-Tetrachloroethane	<0.002	<0.002	<0.002	<0.002	<0.002
m-Dichlorobenzene	<0.02	<0.02	<0.02	<0.02	<0.02
p-Dichlorobenzene	<0.09	<0.09	<0.09	0.59 (L)	<0.09
o-Dichlorobenzene	<0.02	<0.02	<0.02	<0.02	<0.02

(H) High confidence level (M) Medium confidence level (L) Low confidence level (Continued)

D Duplicate sample R Replicate analysis

TABLE A2. BHAL (Continued)

Sample Date	04/21/88	05/03/88	05/15/88	05/15/88	05/27/88
Sample ID	0359	0371	0397	0397R	0415
Compound	Concentration, ppbv				
Acetylene	<1.00	<1.00	<1.00	<1.00	<1.00
Propylene	<0.10	<0.10	<0.10	<0.10	<0.10
Chloromethane	<0.20	<0.20	<0.20	<0.20	<0.20
Vinyl chloride	<0.20	<0.20	<0.20	<0.20	<0.20
1,3-Butadiene	<0.10	<0.10	<0.10	<0.10	<0.10
Bromomethane	<0.20	<0.20	<0.20	<0.20	<0.20
Chloroethane	<0.10	<0.10	<0.10	<0.10	<0.10
Methylene chloride	<0.11	<0.11	<0.11	<0.11	<0.11
trans-1,2-Dichloroethylene	<0.04	<0.04	<0.04	<0.04	<0.04
1,1-Dichloroethane	<0.04	<0.04	<0.04	<0.04	<0.04
Chloroprene	<0.06	<0.06	<0.06	<0.06	<0.06
Bromochloromethane	<0.003	<0.003	<0.003	<0.003	<0.003
Chloroform	<0.006	<0.006	<0.006	<0.006	<0.006
1,1,1-Trichloroethane	<0.001	0.500(M)	1.213(H)	1.362(M)	1.072(L)
Carbon tetrachloride	<0.001	<0.001	<0.001	<0.001	<0.001
1,2-Dichloroethane	1.33 (L)	3.36 (L)	1.93 (L)	2.01 (L)	4.31 (L)
Benzene/1,2-Dichloroethane	1.47 (H)	3.74 (H)	4.84 (M)	5.08 (M)	10.21 (M)
Benzene	0.14 (H)	0.38 (H)	2.91 (M)	3.07 (M)	5.90 (M)
Trichloroethylene	<0.004	<0.004	<0.004	<0.004	<0.004
1,2-Dichloropropane	<0.04	<0.04	<0.04	<0.04	<0.04
Bromodichloromethane	<0.001	<0.001	<0.001	<0.001	<0.001
cis-1,3-Dichloropropylene	<0.04	<0.04	<0.04	<0.04	<0.04
Toluene	0.86 (M)	3.57 (H)	4.81 (H)	3.99 (M)	<0.02
n-Octane	<0.03	<0.03	1.24 (H)	<0.03	2.43 (H)
n-Octane/t-1,3-Dichloropropylene	<0.03	<0.03	<0.03	<0.03	<0.03
trans-1,3-Dichloropropylene	<0.04	<0.04	<0.04	<0.04	<0.04
1,1,2-Trichloroethane	<0.02	<0.02	<0.02	<0.02	<0.02
Tetrachloroethylene	<0.07	<0.07	<0.07	<0.07	<0.07
Dibromochloromethane	<0.001	<0.001	<0.001	<0.001	<0.001
Chlorobenzene	<0.02	<0.02	<0.02	<0.02	1.02 (H)
Ethylbenzene	<0.02	<0.02	<0.02	<0.02	1.51 (M)
m/p-Xylene	0.20 (L)	0.83 (H)	5.41 (M)	3.76 (L)	9.60 (M)
Styrene/o-Xylene	0.76 (H)	0.49 (L)	2.47 (M)	1.68 (L)	2.84 (H)
Bromoform	<0.001	<0.001	<0.001	<0.001	<0.001
1,1,2,2-Tetrachloroethane	<0.002	<0.002	0.083(L)	0.190(H)	<0.002
m-Dichlorobenzene	<0.02	0.12 (M)	<0.02	<0.02	1.14 (H)
p-Dichlorobenzene	<0.09	<0.09	4.35 (L)	3.54 (H)	<0.09
o-Dichlorobenzene	<0.02	<0.02	<0.02	<0.02	<0.02

(H) High confidence level (M) Medium confidence level (L) Low confidence level (Continued)

R Replicate analysis

TABLE A2. BHAL (Continued)

Sample Date	06/08/88	06/08/88	06/20/88	07/02/88	07/14/88
Sample ID	0439D	0440D	0460	0486	0506
Compound	Concentration, ppbv				
Acetylene	<1.00	<1.00	<1.00	<1.00	<1.00
Propylene	<0.10	<0.10	<0.10	<0.10	<0.10
Chloromethane	<0.20	<0.20	<0.20	<0.20	<0.20
Vinyl chloride	<0.20	<0.20	<0.20	<0.20	<0.20
1,3-Butadiene	<0.10	<0.10	<0.10	<0.10	<0.10
Bromomethane	<0.20	<0.20	<0.20	<0.20	<0.20
Chloroethane	<0.10	<0.10	<0.10	<0.10	<0.10
Methylene chloride	<0.11	<0.11	<0.11	<0.11	<0.11
trans-1,2-Dichloroethylene	<0.04	<0.04	<0.04	<0.04	<0.04
1,1-Dichloroethane	<0.04	<0.04	<0.04	<0.04	<0.04
Chloroprene	<0.06	<0.06	<0.06	<0.06	<0.06
Bromochloromethane	<0.003	<0.003	<0.003	<0.003	<0.003
Chloroform	<0.006	<0.006	<0.006	<0.006	<0.006
1,1,1-Trichloroethane	0.904(M)	0.934(M)	0.692(H)	0.519(H)	<0.001
Carbon tetrachloride	<0.001	<0.001	<0.001	<0.001	<0.001
1,2-Dichloroethane	2.15 (L)	2.14 (L)	1.53 (L)	<0.04	<0.04
Benzene/1,2-Dichloroethane	4.51 (H)	4.43 (H)	3.47 (H)	<0.04	<0.04
Benzene	2.36 (H)	2.29 (H)	1.94 (H)	2.16 (H)	0.79 (H)
Trichloroethylene	<0.004	<0.004	<0.004	<0.004	<0.004
1,2-Dichloropropane	<0.04	<0.04	<0.04	<0.04	<0.04
Bromodichloromethane	<0.001	<0.001	<0.001	<0.001	<0.001
cis-1,3-Dichloropropylene	<0.04	<0.04	<0.04	<0.04	<0.04
Toluene	4.55 (H)	3.77 (H)	4.84 (H)	3.91 (H)	1.75 (H)
n-Octane	0.94 (H)	<0.03	<0.03	<0.03	<0.03
n-Octane/t-1,3-Dichloropropylene	<0.03	<0.03	<0.03	<0.03	<0.03
trans-1,3-Dichloropropylene	<0.04	<0.04	<0.04	<0.04	<0.04
1,1,2-Trichloroethane	<0.02	<0.02	<0.02	<0.02	<0.02
Tetrachloroethylene	<0.07	<0.07	<0.07	<0.07	<0.07
Dibromochloromethane	<0.001	<0.001	<0.001	<0.001	<0.001
Chlorobenzene	0.46 (H)	<0.02	<0.02	<0.02	<0.02
Ethylbenzene	0.78 (L)	<0.02	<0.02	0.45 (H)	0.22 (H)
m/p-Xylene	3.80 (H)	3.12 (M)	4.84 (H)	3.08 (H)	1.49 (H)
Styrene/o-Xylene	1.32 (H)	0.94 (H)	1.90 (H)	0.76 (H)	0.38 (H)
Bromoform	<0.001	<0.001	<0.001	<0.001	<0.001
1,1,2,2-Tetrachloroethane	<0.002	<0.002	<0.002	<0.002	<0.002
m-Dichlorobenzene	<0.02	<0.02	<0.02	<0.02	<0.02
p-Dichlorobenzene	<0.09	<0.09	6.26 (H)	<0.09	<0.09
o-Dichlorobenzene	<0.02	<0.02	<0.02	<0.02	<0.02

(H) High confidence level (M) Medium confidence level (L) Low confidence level (Continued)

D Duplicate sample

TABLE A2. BHAL (Continued)

Sample Date	07/27/88	08/07/88	08/07/88	08/19/88	08/31/88
Sample ID	0527	0549	0549R	0578	0599
Compound	Concentration, ppbv				
Acetylene	1.69 (L)	<1.00	<1.00	6.00 (L)	<1.00
Propylene	<0.10	<0.10	<0.10	2.92 (L)	<0.10
Chloromethane	<0.20	<0.20	<0.20	<0.20	<0.20
Vinyl chloride	<0.20	<0.20	<0.20	<0.20	<0.20
1,3-Butadiene	<0.10	<0.10	<0.10	<0.10	<0.10
Bromomethane	<0.20	<0.20	<0.20	<0.20	<0.20
Chloroethane	<0.10	<0.10	<0.10	<0.10	<0.10
Methylene chloride	<0.11	<0.11	<0.11	<0.11	<0.11
trans-1,2-Dichloroethylene	<0.04	<0.04	<0.04	<0.04	<0.04
1,1-Dichloroethane	<0.04	<0.04	<0.04	<0.04	<0.04
Chloroprene	<0.06	<0.06	<0.06	<0.06	<0.06
Bromochloromethane	<0.003	<0.003	<0.003	<0.003	<0.003
Chloroform	<0.006	<0.006	<0.006	<0.006	<0.006
1,1,1-Trichloroethane	0.491(H)	<0.001	<0.001	0.316(L)	1.185(L)
Carbon tetrachloride	<0.001	<0.001	<0.001	<0.001	<0.001
1,2-Dichloroethane	<0.04	<0.04	<0.04	<0.04	<0.04
Benzene/1,2-Dichloroethane	<0.04	<0.04	<0.04	<0.04	<0.04
Benzene	1.54 (H)	0.56 (H)	0.52 (H)	1.24 (H)	0.65 (L)
Trichloroethylene	<0.004	<0.004	<0.004	<0.004	<0.004
1,2-Dichloropropane	<0.04	<0.04	<0.04	<0.04	<0.04
Bromodichloromethane	<0.001	<0.001	<0.001	<0.001	<0.001
cis-1,3-Dichloropropylene	<0.04	<0.04	<0.04	<0.04	<0.04
Toluene	2.97 (H)	1.58 (L)	1.37 (M)	2.71 (L)	1.27 (M)
n-Octane	<0.03	<0.03	<0.03	<0.03	<0.03
n-Octane/t-1,3-Dichloropropylene	<0.03	<0.03	<0.03	<0.03	<0.03
trans-1,3-Dichloropropylene	<0.04	<0.04	<0.04	<0.04	0.31 (M)
1,1,2-Trichloroethane	<0.02	<0.02	<0.02	<0.02	<0.02
Tetrachloroethylene	<0.07	<0.07	<0.07	0.07 (M)	<0.07
Dibromochloromethane	<0.001	<0.001	<0.001	<0.001	<0.001
Chlorobenzene	<0.02	<0.02	<0.02	0.07 (H)	<0.02
Ethylbenzene	0.37 (H)	0.15 (M)	0.17 (H)	0.22 (H)	0.18 (H)
m/p-Xylene	2.56 (H)	1.31 (H)	1.16 (H)	1.50 (H)	1.10 (H)
Styrene/o-Xylene	0.63 (H)	0.28 (M)	0.30 (H)	0.50 (H)	0.36 (H)
Bromoform	<0.001	<0.001	<0.001	<0.001	<0.001
1,1,2,2-Tetrachloroethane	<0.002	<0.002	<0.002	<0.002	2.300(H)
m-Dichlorobenzene	<0.02	<0.02	<0.02	<0.02	<0.02
p-Dichlorobenzene	<0.09	<0.09	<0.09	<0.09	<0.09
o-Dichlorobenzene	<0.02	<0.02	<0.02	<0.02	<0.02

(H) High confidence level (M) Medium confidence level (L) Low confidence level (Continued)
R Replicate analysis

TABLE A2. BHAL (Continued)

Sample Date	09/12/88	09/12/88	09/24/88
Sample ID	0626D	0627D	0645 (a)
Compound	Concentration, ppbv		
Acetylene	<1.00	<1.00	<1.00
Propylene	<0.10	<0.10	<0.10
Chloromethane	<0.20	<0.20	<0.20
Vinyl chloride	<0.20	<0.20	<0.20
1,3-Butadiene	0.37 (H)	0.42 (H)	<0.10
Bromomethane	<0.20	<0.20	<0.20
Chloroethane	<0.10	<0.10	<0.10
Methylene chloride	<0.11	<0.11	<0.11
trans-1,2-Dichloroethylene	0.55 (L)	0.32 (L)	<0.04
1,1-Dichloroethane	<0.04	<0.04	<0.04
Chloroprene	0.23 (L)	0.59 (M)	<0.06
Bromochloromethane	<0.003	<0.003	<0.003
Chloroform	<0.006	<0.006	<0.006
1,1,1-Trichloroethane	0.443(H)	0.594(H)	0.350(M)
Carbon tetrachloride	<0.001	<0.001	<0.001
1,2-Dichloroethane	<0.04	<0.04	<0.04
Benzene/1,2-Dichloroethane	<0.04	<0.04	<0.04
Benzene	1.69 (H)	1.68 (H)	1.05 (H)
Trichloroethylene	<0.004	<0.004	<0.004
1,2-Dichloropropane	<0.04	<0.04	<0.04
Bromodichloromethane	<0.001	<0.001	<0.001
cis-1,3-Dichloropropylene	<0.04	<0.04	<0.04
Toluene	4.36 (L)	4.69 (L)	1.47 (H)
n-Octane	<0.03	<0.03	0.06 (M)
n-Octane/t-1,3-Dichloropropylene	<0.03	<0.03	<0.03
trans-1,3-Dichloropropylene	<0.04	<0.04	<0.04
1,1,2-Trichloroethane	<0.02	<0.02	0.13 (H)
Tetrachloroethylene	0.10 (L)	<0.07	0.18 (L)
Dibromochloromethane	<0.001	<0.001	<0.001
Chlorobenzene	0.09 (H)	0.10 (M)	<0.02
Ethylbenzene	0.51 (M)	0.55 (M)	0.25 (M)
m/p-Xylene	3.31 (M)	3.58 (M)	1.61 (M)
Styrene/o-Xylene	0.90 (L)	0.95 (H)	0.50 (H)
Bromoform	<0.001	<0.001	<0.001
1,1,2,2-Tetrachloroethane	<0.002	<0.002	<0.002
m-Dichlorobenzene	<0.02	<0.02	<0.02
p-Dichlorobenzene	0.80 (L)	0.67 (L)	<0.09
o-Dichlorobenzene	<0.02	<0.02	<0.02

(H) High confidence level (M) Medium confidence level (L) Low confidence level
(a) Sampled for 20 hours
D Duplicate sample

TABLE A3. MULTIPLE DETECTOR SPECIATED UATMP DATA SUMMARY FOR BRLA

Sample Date	09/30/87	10/12/87	10/24/87	10/24/87	11/05/87
Sample ID	0020	0016	0055	0055R	0048
Compound	Concentration, ppbv				
Acetylene	<1.00	<1.00	<1.00	<1.00	<1.00
Propylene	<0.10	<0.10	<0.10	<0.10	<0.10
Chloromethane	<0.20	<0.20	<0.20	<0.20	<0.20
Vinyl chloride	<0.20	<0.20	<0.20	<0.20	<0.20
1,3-Butadiene	<0.10	<0.10	<0.10	<0.10	<0.10
Bromomethane	<0.20	<0.20	<0.20	<0.20	<0.20
Chloroethane	<0.10	<0.10	<0.10	<0.10	<0.10
Methylene chloride	<0.11	<0.11	<0.11	<0.11	<0.11
trans-1,2-Dichloroethylene	<0.04	<0.04	<0.04	<0.04	3.28 (M)
1,1-Dichloroethane	<0.04	<0.04	<0.04	<0.04	<0.04
Chloroprene	<0.06	<0.06	<0.06	<0.06	<0.06
Bromochloromethane	<0.003	<0.003	<0.003	<0.003	<0.003
Chloroform	<0.006	<0.006	<0.006	<0.006	<0.006
1,1,1-Trichloroethane	<0.001	<0.001	<0.001	<0.001	<0.001
Carbon tetrachloride	<0.001	<0.001	<0.001	<0.001	<0.001
1,2-Dichloroethane	1.44 (L)	0.43 (L)	<0.04	0.22 (L)	0.89 (L)
Benzene/1,2-Dichloroethane	5.35 (M)	2.13 (M)	<0.04	0.75 (M)	3.99 (M)
Benzene	3.91 (M)	1.70 (M)	<0.04	0.50 (M)	3.10 (M)
Trichloroethylene	<0.004	<0.004	<0.004	<0.004	<0.004
1,2-Dichloropropane	<0.04	<0.04	<0.04	<0.04	<0.04
Bromodichloromethane	<0.001	<0.001	<0.001	<0.001	<0.001
cis-1,3-Dichloropropylene	<0.04	<0.04	<0.04	<0.04	<0.04
Toluene	2.86 (L)	1.54 (L)	<0.02	<0.02	2.32 (H)
n-Octane	<0.03	<0.03	<0.03	<0.03	<0.03
n-Octane/t-1,3-Dichloropropylene	<0.03	<0.03	<0.03	<0.03	<0.03
trans-1,3-Dichloropropylene	<0.04	<0.04	<0.04	<0.04	<0.04
1,1,2-Trichloroethane	<0.02	<0.02	<0.02	<0.02	<0.02
Tetrachloroethylene	<0.07	<0.07	<0.07	<0.07	<0.07
Dibromochloromethane	<0.001	<0.001	<0.001	<0.001	<0.001
Chlorobenzene	<0.02	0.72 (M)	<0.02	<0.02	1.63 (H)
Ethylbenzene	<0.02	7.80 (H)	<0.02	<0.02	10.88 (M)
m/p-Xylene	9.00 (L)	2.38 (M)	<0.04	<0.04	4.35 (H)
Styrene/o-Xylene	2.96 (M)	<0.02	3.90 (H)	1.39 (M)	<0.02
Bromoform	<0.001	<0.001	<0.001	<0.001	<0.001
1,1,2,2-Tetrachloroethane	<0.002	<0.002	<0.002	<0.002	<0.002
m-Dichlorobenzene	<0.02	<0.02	<0.02	<0.02	<0.02
p-Dichlorobenzene	<0.09	<0.09	<0.09	<0.09	<0.09
o-Dichlorobenzene	1.85 (M)	<0.02	<0.02	<0.02	<0.02

(H) High confidence level (M) Medium confidence level (L) Low confidence level (Continued)

R Replicate analysis

TABLE A3. BRLA (Continued)

Sample Date	11/17/87	11/17/87	11/29/87	12/11/87	12/23/87
Sample ID	0076	0076R	0099	0126	0155
Compound	Concentration, ppbv				
Acetylene	<1.00	<1.00	<1.00	<1.00	<1.00
Propylene	<0.10	<0.10	<0.10	<0.10	<0.10
Chloromethane	<0.20	<0.20	<0.20	<0.20	<0.20
Vinyl chloride	<0.20	<0.20	<0.20	<0.20	<0.20
1,3-Butadiene	<0.10	<0.10	<0.10	<0.10	<0.10
Bromomethane	<0.20	<0.20	<0.20	<0.20	<0.20
Chloroethane	<0.10	<0.10	<0.10	<0.10	<0.10
Methylene chloride	<0.11	<0.11	<0.11	<0.11	<0.11
trans-1,2-Dichloroethylene	<0.04	<0.04	<0.04	<0.04	<0.04
1,1-Dichloroethane	<0.04	<0.04	<0.04	<0.04	<0.04
Chloroprene	<0.06	<0.06	<0.06	<0.06	<0.06
Bromochloromethane	<0.003	<0.003	<0.003	<0.003	<0.003
Chloroform	<0.006	<0.006	<0.006	<0.006	<0.006
1,1,1-Trichloroethane	<0.001	<0.001	<0.001	<0.001	<0.001
Carbon tetrachloride	<0.001	<0.001	<0.001	<0.001	<0.001
1,2-Dichloroethane	1.41 (L)	1.95 (L)	2.64 (L)	0.32 (L)	0.57 (L)
Benzene/1,2-Dichloroethane	2.11 (M)	2.61 (M)	3.65 (L)	1.02 (M)	2.22 (M)
Benzene	0.70 (M)	0.66 (M)	1.01 (L)	0.70 (M)	1.65 (M)
Trichloroethylene	<0.004	<0.004	<0.004	1.104(M)	<0.004
1,2-Dichloropropane	<0.04	<0.04	<0.04	<0.04	2.36 (M)
Bromodichloromethane	<0.001	<0.001	<0.001	<0.001	<0.001
cis-1,3-Dichloropropylene	<0.04	<0.04	<0.04	<0.04	<0.04
Toluene	1.84 (H)	2.51 (H)	1.20 (H)	1.15 (M)	3.13 (H)
n-Octane	<0.03	<0.03	<0.03	<0.03	<0.03
n-Octane/t-1,3-Dichloropropylene	6.13 (L)	9.00 (M)	<0.03	0.31 (H)	<0.03
trans-1,3-Dichloropropylene	0.52 (L)	0.54 (M)	<0.04	0.08 (H)	<0.04
1,1,2-Trichloroethane	<0.02	<0.02	<0.02	<0.02	<0.02
Tetrachloroethylene	<0.07	<0.07	<0.07	<0.07	<0.07
Dibromochloromethane	<0.001	<0.001	<0.001	<0.001	<0.001
Chlorobenzene	<0.02	<0.02	<0.02	<0.02	<0.02
Ethylbenzene	<0.02	<0.02	<0.02	<0.02	<0.02
m/p-Xylene	3.44 (M)	3.86 (M)	1.21 (H)	1.51 (H)	8.13 (M)
Styrene/o-Xylene	1.46 (L)	1.06 (M)	0.35 (M)	<0.02	5.55 (M)
Bromoform	<0.001	<0.001	<0.001	<0.001	<0.001
1,1,2,2-Tetrachloroethane	<0.002	<0.002	<0.002	<0.002	<0.002
m-Dichlorobenzene	<0.02	<0.02	<0.02	<0.02	<0.02
p-Dichlorobenzene	0.64 (L)	0.98 (M)	<0.09	<0.09	<0.09
o-Dichlorobenzene	<0.02	<0.02	<0.02	<0.02	<0.02

(H) High confidence level (M) Medium confidence level (L) Low confidence level (Continued)

R Replicate analysis

TABLE A3. BRLA (Continued)

Sample Date	01/04/88	01/16/88	01/16/88	01/28/88	02/09/88
Sample ID	0168	0210D	0211D	0218	0214
Compound	Concentration, ppbv				
Acetylene	<1.00	<1.00	<1.00	<1.00	<1.00
Propylene	<0.10	<0.10	<0.10	<0.10	<0.10
Chloromethane	<0.20	<0.20	<0.20	<0.20	<0.20
Vinyl chloride	<0.20	<0.20	<0.20	<0.20	<0.20
1,3-Butadiene	<0.10	<0.10	<0.10	<0.10	<0.10
Bromomethane	<0.20	<0.20	<0.20	<0.20	<0.20
Chloroethane	<0.10	<0.10	<0.10	<0.10	<0.10
Methylene chloride	<0.11	<0.11	<0.11	<0.11	<0.11
trans-1,2-Dichloroethylene	<0.04	<0.04	<0.04	<0.04	<0.04
1,1-Dichloroethane	<0.04	<0.04	<0.04	<0.04	<0.04
Chloroprene	<0.06	<0.06	<0.06	<0.06	<0.06
Bromochloromethane	<0.003	<0.003	<0.003	<0.003	<0.003
Chloroform	<0.006	<0.006	<0.006	<0.006	<0.006
1,1,1-Trichloroethane	<0.001	0.146(H)	<0.001	0.163(H)	<0.001
Carbon tetrachloride	<0.001	<0.001	<0.001	<0.001	<0.001
1,2-Dichloroethane	5.22 (L)	1.24 (L)	1.03 (L)	<0.04	3.64 (L)
Benzene/1,2-Dichloroethane	5.60 (H)	1.37 (H)	1.16 (M)	<0.04	3.80 (H)
Benzene	0.38 (H)	0.13 (H)	0.13 (M)	<0.04	0.16 (H)
Trichloroethylene	<0.004	<0.004	<0.004	0.980(L)	<0.004
1,2-Dichloropropane	<0.04	<0.04	<0.04	<0.04	<0.04
Bromodichloromethane	<0.001	<0.001	<0.001	<0.001	<0.001
cis-1,3-Dichloropropylene	<0.04	<0.04	<0.04	<0.04	<0.04
Toluene	0.62 (M)	0.75 (L)	0.92 (M)	1.74 (M)	2.87 (H)
n-Octane	<0.03	<0.03	<0.03	<0.03	<0.03
n-Octane/t-1,3-Dichloropropylene	<0.03	<0.03	<0.03	<0.03	<0.03
trans-1,3-Dichloropropylene	<0.04	<0.04	<0.04	<0.04	<0.04
1,1,2-Trichloroethane	<0.02	<0.02	<0.02	<0.02	<0.02
Tetrachloroethylene	<0.07	<0.07	<0.07	0.42 (L)	<0.07
Dibromochloromethane	<0.001	<0.001	<0.001	<0.001	<0.001
Chlorobenzene	<0.02	<0.02	<0.02	<0.02	<0.02
Ethylbenzene	<0.02	<0.02	<0.02	<0.02	<0.02
m/p-Xylene	0.69 (H)	1.17 (L)	0.78 (H)	3.99 (H)	4.74 (L)
Styrene/o-Xylene	0.28 (L)	<0.02	<0.02	1.10 (M)	1.62 (L)
Bromoform	<0.001	<0.001	<0.001	<0.001	<0.001
1,1,2,2-Tetrachloroethane	<0.002	<0.002	<0.002	<0.002	<0.002
m-Dichlorobenzene	<0.02	<0.02	<0.02	<0.02	0.52 (M)
p-Dichlorobenzene	<0.09	<0.09	<0.09	<0.09	<0.09
o-Dichlorobenzene	<0.02	<0.02	<0.02	<0.02	<0.02

(H) High confidence level (M) Medium confidence level (L) Low confidence level (Continued)
D Duplicate sample

TABLE A3. BRLA (Continued)

Sample Date	02/21/88	02/21/88	03/05/88	03/16/88	03/16/88
Sample ID	0248D	0249D	0259	0281	0281R
Compound	Concentration, ppbv				
Acetylene	<1.00	<1.00	<1.00	<1.00	<1.00
Propylene	<0.10	<0.10	<0.10	<0.10	<0.10
Chloromethane	<0.20	<0.20	<0.20	<0.20	<0.20
Vinyl chloride	<0.20	<0.20	<0.20	<0.20	<0.20
1,3-Butadiene	<0.10	<0.10	<0.10	<0.10	<0.10
Bromomethane	<0.20	<0.20	<0.20	<0.20	<0.20
Chloroethane	<0.10	<0.10	<0.10	<0.10	<0.10
Methylene chloride	<0.11	<0.11	<0.11	<0.11	<0.11
trans-1,2-Dichloroethylene	<0.04	<0.04	<0.04	<0.04	<0.04
1,1-Dichloroethane	<0.04	<0.04	<0.04	<0.04	<0.04
Chloroprene	<0.06	<0.06	<0.06	<0.06	<0.06
Bromochloromethane	<0.003	<0.003	<0.003	<0.003	<0.003
Chloroform	<0.006	<0.006	<0.006	<0.006	<0.006
1,1,1-Trichloroethane	<0.001	0.133(M)	<0.001	<0.001	<0.001
Carbon tetrachloride	<0.001	<0.001	<0.001	<0.001	<0.001
1,2-Dichloroethane	1.40 (L)	1.34 (L)	1.11 (L)	<0.04	<0.04
Benzene/1,2-Dichloroethane	1.60 (M)	1.56 (L)	1.24 (M)	<0.04	<0.04
Benzene	0.20 (M)	0.22 (L)	0.13 (M)	<0.04	<0.04
Trichloroethylene	<0.004	<0.004	<0.004	<0.004	<0.004
1,2-Dichloropropane	<0.04	<0.04	<0.04	<0.04	<0.04
Bromodichloromethane	<0.001	<0.001	<0.001	<0.001	<0.001
cis-1,3-Dichloropropylene	<0.04	<0.04	<0.04	<0.04	<0.04
Toluene	0.77 (M)	0.62 (L)	1.13 (M)	0.56 (M)	0.62 (M)
n-Octane	<0.03	<0.03	<0.03	<0.03	<0.03
n-Octane/t-1,3-Dichloropropylene	<0.03	<0.03	<0.03	<0.03	<0.03
trans-1,3-Dichloropropylene	<0.04	<0.04	<0.04	<0.04	<0.04
1,1,2-Trichloroethane	<0.02	<0.02	<0.02	<0.02	<0.02
Tetrachloroethylene	<0.07	<0.07	<0.07	<0.07	<0.07
Dibromochloromethane	<0.001	<0.001	<0.001	<0.001	<0.001
Chlorobenzene	<0.02	<0.02	<0.02	<0.02	<0.02
Ethylbenzene	<0.02	<0.02	<0.02	<0.02	<0.02
m/p-Xylene	<0.04	<0.04	<0.04	0.20 (H)	.14 (H)
Styrene/o-Xylene	<0.02	<0.02	<0.02	0.12 (L)	0.09 (L)
Bromoform	<0.001	<0.001	<0.001	<0.001	<0.001
1,1,2,2-Tetrachloroethane	<0.002	<0.002	<0.002	<0.002	<0.002
m-Dichlorobenzene	<0.02	0.12 (M)	<0.02	<0.02	<0.02
p-Dichlorobenzene	0.46 (M)	0.20 (L)	<0.09	<0.09	<0.09
o-Dichlorobenzene	<0.02	<0.02	<0.02	<0.02	<0.02

(H) High confidence level (M) Medium confidence level (L) Low confidence level (Continued)

D Duplicate sample R Replicate analysis

TABLE A3. BRLA (Continued)

Sample Date	03/28/88	04/09/88	04/21/88	05/03/88	05/27/88
Sample ID	0314	0333	0364	0377	0418D
Compound	Concentration, ppbv				
Acetylene	<1.00	<1.00	<1.00	<1.00	<1.00
Propylene	<0.10	<0.10	<0.10	<0.10	<0.10
Chloromethane	<0.20	<0.20	<0.20	<0.20	<0.20
Vinyl chloride	<0.20	<0.20	<0.20	<0.20	<0.20
1,3-Butadiene	<0.10	<0.10	<0.10	<0.10	<0.10
Bromomethane	<0.20	<0.20	<0.20	<0.20	<0.20
Chloroethane	<0.10	<0.10	<0.10	<0.10	<0.10
Methylene chloride	<0.11	<0.11	<0.11	<0.11	<0.11
trans-1,2-Dichloroethylene	<0.04	<0.04	<0.04	<0.04	<0.04
1,1-Dichloroethane	<0.04	<0.04	<0.04	<0.04	<0.04
Chloroprene	<0.06	<0.06	<0.06	<0.06	<0.06
Bromochloromethane	<0.003	<0.003	<0.003	<0.003	<0.003
Chloroform	<0.006	<0.006	4.810(M)	<0.006	<0.006
1,1,1-Trichloroethane	<0.001	0.193(H)	0.224(L)	0.254(M)	0.665(L)
Carbon tetrachloride	<0.001	<0.001	<0.001	<0.001	<0.001
1,2-Dichloroethane	0.74 (L)	1.34 (L)	1.60 (L)	1.56 (L)	<0.04
Benzene/1,2-Dichloroethane	0.82 (H)	1.66 (H)	1.80 (M)	1.80 (L)	<0.04
Benzene	0.08 (H)	0.32 (H)	0.20 (M)	0.24 (L)	<0.04
Trichloroethylene	<0.004	<0.004	<0.004	<0.004	<0.004
1,2-Dichloropropane	<0.04	<0.04	<0.04	<0.04	<0.04
Bromodichloromethane	<0.001	<0.001	<0.001	<0.001	<0.001
cis-1,3-Dichloropropylene	<0.04	<0.04	<0.04	<0.04	<0.04
Toluene	1.13 (L)	1.38 (L)	1.67 (H)	1.75 (H)	3.40 (L)
n-Octane	0.68 (M)	1.73 (H)	<0.03	<0.03	<0.03
n-Octane/t-1,3-Dichloropropylene	<0.03	<0.03	<0.03	<0.03	<0.03
trans-1,3-Dichloropropylene	<0.04	<0.04	<0.04	<0.04	<0.04
1,1,2-Trichloroethane	<0.02	<0.02	<0.02	<0.02	<0.02
Tetrachloroethylene	<0.07	<0.07	<0.07	<0.07	<0.07
Dibromochloromethane	<0.001	<0.001	<0.001	<0.001	<0.001
Chlorobenzene	<0.02	<0.02	<0.02	<0.02	<0.02
Ethylbenzene	<0.02	0.36 (L)	0.46 (M)	<0.02	<0.02
m/p-Xylene	<0.04	0.59 (L)	0.22 (M)	0.25 (L)	3.25 (L)
Styrene/o-Xylene	0.89 (L)	0.53 (L)	0.57 (H)	0.22 (L)	1.39 (L)
Bromoform	<0.001	<0.001	<0.001	<0.001	<0.001
1,1,2,2-Tetrachloroethane	<0.002	<0.002	<0.002	<0.002	<0.002
m-Dichlorobenzene	<0.02	<0.02	<0.02	0.10 (M)	<0.02
p-Dichlorobenzene	<0.09	<0.09	<0.09	<0.09	<0.09
o-Dichlorobenzene	<0.02	<0.02	<0.02	<0.02	<0.02

(H) High confidence level (M) Medium confidence level (L) Low confidence level (Continued)
D Duplicate sample

TABLE A3. BRLA (Continued)

Sample Date	05/27/88	06/08/88	06/08/88	06/20/88	07/02/88
Sample ID	04190	0436	0436R	0457	0482
Compound	Concentration, ppbv				
Acetylene	<1.00	<1.00	<1.00	<1.00	<1.00
Propylene	<0.10	<0.10	<0.10	<0.10	<0.10
Chloromethane	<0.20	<0.20	<0.20	<0.20	<0.20
Vinyl chloride	<0.20	<0.20	<0.20	<0.20	<0.20
1,3-Butadiene	<0.10	<0.10	<0.10	<0.10	<0.10
Bromomethane	<0.20	<0.20	<0.20	<0.20	<0.20
Chloroethane	<0.10	<0.10	<0.10	<0.10	<0.10
Methylene chloride	<0.11	<0.11	<0.11	<0.11	<0.11
trans-1,2-Dichloroethylene	<0.04	<0.04	<0.04	<0.04	<0.04
1,1-Dichloroethane	<0.04	<0.04	<0.04	<0.04	<0.04
Chloroprene	<0.06	<0.06	<0.06	<0.06	<0.06
Bromochloromethane	<0.003	<0.003	<0.003	<0.003	<0.003
Chloroform	<0.006	<0.006	<0.006	<0.006	<0.006
1,1,1-Trichloroethane	0.568(L)	0.604(H)	0.657(L)	<0.001	<0.001
Carbon tetrachloride	<0.001	<0.001	<0.001	<0.001	<0.001
1,2-Dichloroethane	<0.04	1.49 (L)	2.69 (L)	1.68 (L)	<0.04
Benzene/1,2-Dichloroethane	<0.04	3.60 (M)	4.58 (H)	3.08 (H)	<0.04
Benzene	<0.04	2.11 (M)	1.89 (H)	1.40 (H)	0.26 (H)
Trichloroethylene	<0.004	<0.004	<0.004	<0.004	<0.004
1,2-Dichloropropane	<0.04	<0.04	<0.04	<0.04	<0.04
Bromodichloromethane	<0.001	<0.001	<0.001	<0.001	<0.001
cis-1,3-Dichloropropylene	<0.04	<0.04	<0.04	<0.04	<0.04
Toluene	3.01 (L)	5.05 (M)	5.87 (M)	3.36 (H)	0.51 (H)
n-Octane	<0.03	2.22 (M)	1.14 (L)	0.30 (H)	<0.03
n-Octane/t-1,3-Dichloropropylene	<0.03	<0.03	<0.03	<0.03	<0.03
trans-1,3-Dichloropropylene	<0.04	<0.04	<0.04	<0.04	<0.04
1,1,2-Trichloroethane	<0.02	<0.02	<0.02	<0.02	<0.02
Tetrachloroethylene	<0.07	<0.07	<0.07	<0.07	<0.07
Dibromochloromethane	<0.001	<0.001	<0.001	<0.001	<0.001
Chlorobenzene	0.64 (H)	<0.02	<0.02	0.15 (L)	<0.02
Ethylbenzene	<0.02	<0.02	<0.02	0.29 (M)	<0.02
m/p-Xylene	2.03 (L)	3.49 (L)	2.46 (L)	2.70 (H)	0.48 (M)
Styrene/o-Xylene	1.09 (L)	1.99 (M)	1.64 (L)	1.04 (H)	<0.02
Bromoform	<0.001	<0.001	<0.001	<0.001	<0.001
1,1,2,2-Tetrachloroethane	<0.002	<0.002	<0.002	0.130(L)	<0.002
m-Dichlorobenzene	<0.02	<0.02	<0.02	0.54 (M)	<0.02
p-Dichlorobenzene	<0.09	<0.09	0.76 (M)	14.46 (H)	<0.09
o-Dichlorobenzene	<0.02	<0.02	<0.02	<0.02	<0.02

(H) High confidence level (M) Medium confidence level (L) Low confidence level (Continued)

D Duplicate sample R Replicate analysis

TABLE A3. BRLA (Continued)

Sample Date	07/14/88	07/27/88	08/07/88	08/19/88	08/31/88
Sample ID	0505	0528	0551	0577	0605D
Compound	Concentration, ppbv				
Acetylene	<1.00	<1.00	<1.00	<1.00	<1.00
Propylene	<0.10	<0.10	8.12 (M)	<0.10	<0.10
Chloromethane	<0.20	<0.20	<0.20	<0.20	<0.20
Vinyl chloride	<0.20	<0.20	<0.20	<0.20	<0.20
1,3-Butadiene	<0.10	<0.10	<0.10	<0.10	0.05 (L)
Bromomethane	<0.20	<0.20	<0.20	<0.20	<0.20
Chloroethane	<0.10	<0.10	<0.10	0.98 (L)	0.19 (L)
Methylene chloride	<0.11	<0.11	<0.11	<0.11	<0.11
trans-1,2-Dichloroethylene	<0.04	<0.04	<0.04	<0.04	<0.04
1,1-Dichloroethane	<0.04	<0.04	<0.04	<0.04	<0.04
Chloroprene	<0.06	<0.06	<0.06	<0.06	<0.06
Bromochloromethane	<0.003	<0.003	<0.003	<0.003	<0.003
Chloroform	<0.006	<0.006	<0.006	<0.006	<0.006
1,1,1-Trichloroethane	<0.001	0.241(M)	<0.001	1.084(H)	<0.001
Carbon tetrachloride	<0.001	<0.001	<0.001	<0.001	<0.001
1,2-Dichloroethane	<0.04	<0.04	<0.04	<0.04	<0.04
Benzene/1,2-Dichloroethane	<0.04	<0.04	<0.04	<0.04	<0.04
Benzene	1.76 (H)	1.02 (M)	1.13 (H)	2.03 (H)	0.89 (H)
Trichloroethylene	<0.004	<0.004	<0.004	0.129(M)	<0.004
1,2-Dichloropropane	<0.04	<0.04	<0.04	<0.04	<0.04
Bromodichloromethane	<0.001	<0.001	<0.001	<0.001	<0.001
cis-1,3-Dichloropropylene	<0.04	<0.04	<0.04	<0.04	<0.04
Toluene	1.13 (L)	2.17 (H)	4.92 (H)	9.04 (H)	1.35 (L)
n-Octane	<0.03	<0.03	<0.03	<0.03	<0.03
n-Octane/t-1,3-Dichloropropylene	<0.03	<0.03	<0.03	<0.03	<0.03
trans-1,3-Dichloropropylene	<0.04	<0.04	<0.04	<0.04	<0.04
1,1,2-Trichloroethane	<0.02	1.02 (L)	<0.02	0.08 (L)	<0.02
Tetrachloroethylene	<0.07	<0.07	<0.07	0.24 (L)	<0.07
Dibromochloromethane	<0.001	<0.001	<0.001	<0.001	<0.001
Chlorobenzene	<0.02	<0.02	<0.02	0.26 (M)	<0.02
Ethylbenzene	<0.02	0.18 (H)	0.13 (H)	0.63 (M)	0.21 (H)
m/p-Xylene	1.00 (H)	1.36 (H)	1.00 (H)	3.54 (H)	0.99 (H)
Styrene/o-Xylene	0.27 (H)	0.22 (H)	0.27 (H)	1.25 (H)	0.33 (H)
Bromoform	<0.001	<0.001	<0.001	<0.001	<0.001
1,1,2,2-Tetrachloroethane	<0.002	<0.002	<0.002	<0.002	0.101(H)
m-Dichlorobenzene	<0.02	<0.02	<0.02	<0.02	<0.02
p-Dichlorobenzene	<0.09	<0.09	<0.09	<0.09	<0.09
o-Dichlorobenzene	<0.02	<0.02	<0.02	<0.02	<0.02

(H) High confidence level (M) Medium confidence level (L) Low confidence level (Continued)

D Duplicate sample

TABLE A3. BRLA (Continued)

Sample Date	08/31/88	09/12/88	09/24/88	09/24/88
Sample ID	0606D	0619	0649D	0650D
Compound	Concentration, ppbv			
Acetylene	<1.00	<1.00	<1.00	<1.00
Propylene	<0.10	<0.10	<0.10	<0.10
Chloromethane	<0.20	<0.20	<0.20	<0.20
Vinyl chloride	<0.20	<0.20	<0.20	<0.20
1,3-Butadiene	<0.10	1.17 (M)	0.13 (H)	<0.10
Bromomethane	<0.20	<0.20	<0.20	<0.20
Chloroethane	<0.10	<0.10	<0.10	<0.10
Methylene chloride	<0.11	<0.11	<0.11	<0.11
trans-1,2-Dichloroethylene	<0.04	<0.04	<0.04	<0.04
1,1-Dichloroethane	<0.04	<0.04	<0.04	<0.04
Chloroprene	<0.06	<0.06	0.58 (L)	0.34 (H)
Bromochloromethane	<0.003	<0.003	<0.003	<0.003
Chloroform	<0.006	<0.006	<0.006	<0.006
1,1,1-Trichloroethane	<0.001	0.398(L)	0.276(L)	0.289(L)
Carbon tetrachloride	<0.001	<0.001	<0.001	<0.001
1,2-Dichloroethane	<0.04	<0.04	<0.04	<0.04
Benzene/1,2-Dichloroethane	<0.04	<0.04	<0.04	<0.04
Benzene	0.99 (H)	1.48 (H)	1.24 (H)	1.37 (H)
Trichloroethylene	<0.004	<0.004	<0.004	<0.004
1,2-Dichloropropane	<0.04	0.51 (H)	<0.04	<0.04
Bromodichloromethane	<0.001	<0.001	<0.001	<0.001
cis-1,3-Dichloropropylene	<0.04	<0.04	<0.04	<0.04
Toluene	1.96 (L)	2.55 (H)	1.29 (L)	1.17 (L)
n-Octane	<0.03	<0.03	<0.03	0.14 (L)
n-Octane/t-1,3-Dichloropropylene	<0.03	<0.03	<0.03	<0.03
trans-1,3-Dichloropropylene	<0.04	<0.04	<0.04	<0.04
1,1,2-Trichloroethane	<0.02	<0.02	0.06 (H)	1.55 (H)
Tetrachloroethylene	<0.07	0.11 (L)	<0.07	<0.07
Dibromochloromethane	<0.001	<0.001	<0.001	<0.001
Chlorobenzene	<0.02	0.19 (L)	0.02 (M)	<0.02
Ethylbenzene	0.21 (H)	0.37 (M)	0.14 (H)	0.15 (H)
m/p-Xylene	1.10 (H)	2.01 (H)	1.47 (H)	1.09 (H)
Styrene/o-Xylene	0.36 (M)	0.55 (H)	0.30 (H)	0.28 (H)
Bromoform	<0.001	<0.001	<0.001	<0.001
1,1,2,2-Tetrachloroethane	<0.002	<0.002	<0.002	<0.002
m-Dichlorobenzene	<0.02	<0.02	<0.02	<0.02
p-Dichlorobenzene	<0.09	<0.09	0.72 (L)	1.16 (L)
o-Dichlorobenzene	<0.02	<0.02	<0.02	<0.02

(H) High confidence level (M) Medium confidence level (L) Low confidence level
R Replicate analysis

TABLE A4. MULTIPLE DETECTOR SPECIATED UATMP DATA SUMMARY FOR BRVT

Sample Date	09/30/87	10/12/87	10/24/87	10/24/87	11/05/87
Sample ID	0030	0019	0062	0062R	0037
Compound	Concentration, ppbv				
Acetylene	<1.00	<1.00	<1.00	<1.00	<1.00
Propylene	<0.10	<0.10	<0.10	<0.10	<0.10
Chloromethane	<0.20	<0.20	<0.20	<0.20	<0.20
Vinyl chloride	<0.20	<0.20	<0.20	<0.20	<0.20
1,3-Butadiene	<0.10	<0.10	<0.10	<0.10	<0.10
Bromomethane	<0.20	<0.20	<0.20	<0.20	<0.20
Chloroethane	<0.10	<0.10	<0.10	<0.10	<0.10
Methylene chloride	<0.11	<0.11	<0.11	<0.11	<0.11
trans-1,2-Dichloroethylene	<0.04	<0.04	<0.04	<0.04	<0.04
1,1-Dichloroethane	<0.04	<0.04	<0.04	<0.04	<0.04
Chloroprene	<0.06	<0.06	<0.06	0.25 (L)	0.25 (H)
Bromochloromethane	<0.003	<0.003	<0.003	<0.003	<0.003
Chloroform	<0.006	<0.006	<0.006	<0.006	<0.006
1,1,1-Trichloroethane	<0.001	<0.001	0.494(M)	0.526(L)	<0.001
Carbon tetrachloride	<0.001	<0.001	<0.001	<0.001	<0.001
1,2-Dichloroethane	<0.04	<0.04	0.21 (L)	0.37 (L)	0.21 (L)
Benzene/1,2-Dichloroethane	<0.04	<0.04	1.48 (H)	1.74 (M)	1.74 (H)
Benzene	<0.04	<0.04	1.27 (H)	1.37 (L)	1.53 (H)
Trichloroethylene	<0.004	<0.004	<0.004	<0.004	<0.004
1,2-Dichloropropane	<0.04	<0.04	<0.04	<0.04	<0.04
Bromodichloromethane	<0.001	<0.001	<0.001	<0.001	<0.001
cis-1,3-Dichloropropylene	<0.04	<0.04	<0.04	<0.04	<0.04
Toluene	<0.02	2.78 (M)	2.48 (M)	1.91 (M)	1.91 (H)
n-Octane	<0.03	<0.03	<0.03	<0.03	<0.03
n-Octane/t-1,3-Dichloropropylene	4.68 (M)	<0.03	1.25 (L)	1.57 (L)	<0.03
trans-1,3-Dichloropropylene	<0.04	<0.04	<0.04	0.99 (L)	<0.04
1,1,2-Trichloroethane	<0.02	<0.02	<0.02	<0.02	<0.02
Tetrachloroethylene	<0.07	<0.07	<0.07	<0.07	<0.07
Dibromochloromethane	<0.001	<0.001	<0.001	<0.001	<0.001
Chlorobenzene	0.65 (L)	<0.02	<0.02	<0.02	<0.02
Ethylbenzene	<0.02	<0.02	<0.02	<0.02	<0.02
m/p-Xylene	9.09 (M)	13.40 (H)	10.32 (H)	11.82 (M)	7.11 (H)
Styrene/o-Xylene	<0.02	<0.02	<0.02	<0.02	1.70 (M)
Bromoform	<0.001	<0.001	<0.001	<0.001	<0.001
1,1,2,2-Tetrachloroethane	<0.002	<0.002	<0.002	<0.002	<0.002
m-Dichlorobenzene	<0.02	<0.02	<0.02	<0.02	<0.02
p-Dichlorobenzene	<0.09	<0.09	<0.09	<0.09	<0.09
o-Dichlorobenzene	<0.02	<0.02	<0.02	<0.02	<0.02

(H) High confidence level (M) Medium confidence level (L) Low confidence level (Continued)
R Replicate analysis

TABLE A4. BRVT (Continued)

Sample Date	11/05/87	11/17/87	11/29/87	11/29/87	12/11/87
Sample ID	0037R	0080	0103D	0104D	0128
Compound	Concentration, ppbv				
Acetylene	<1.00	<1.00	<1.00	<1.00	<1.00
Propylene	<0.10	<0.10	<0.10	<0.10	<0.10
Chloromethane	<0.20	<0.20	<0.20	<0.20	<0.20
Vinyl chloride	<0.20	<0.20	<0.20	<0.20	<0.20
1,3-Butadiene	<0.10	<0.10	<0.10	<0.10	<0.10
Bromomethane	<0.20	<0.20	<0.20	<0.20	<0.20
Chloroethane	<0.10	<0.10	<0.10	<0.10	<0.10
Methylene chloride	<0.11	<0.11	<0.11	<0.11	<0.11
trans-1,2-Dichloroethylene	<0.04	<0.04	<0.04	0.47 (L)	<0.04
1,1-Dichloroethane	<0.04	<0.04	<0.04	<0.04	<0.04
Chloroprene	<0.06	<0.06	<0.06	<0.06	<0.06
Bromochloromethane	<0.003	<0.003	<0.003	<0.003	<0.003
Chloroform	<0.006	<0.006	<0.006	<0.006	<0.006
1,1,1-Trichloroethane	0.266(M)	<0.001	0.707(H)	0.778(H)	<0.001
Carbon tetrachloride	<0.001	<0.001	<0.001	<0.001	<0.001
1,2-Dichloroethane	0.27 (L)	1.18 (L)	0.54 (L)	0.46 (L)	1.13 (L)
Benzene/1,2-Dichloroethane	1.77 (M)	1.74 (M)	1.29 (M)	1.13 (M)	2.69 (H)
Benzene	1.50 (M)	0.56 (M)	0.75 (M)	0.67 (M)	1.56 (H)
Trichloroethylene	<0.004	<0.004	<0.004	<0.004	<0.004
1,2-Dichloropropane	<0.04	<0.04	<0.04	<0.04	<0.04
Bromodichloromethane	<0.001	<0.001	<0.001	<0.001	<0.001
cis-1,3-Dichloropropylene	<0.04	<0.04	<0.04	<0.04	<0.04
Toluene	1.93 (L)	1.94 (H)	1.43 (M)	1.49 (L)	3.30 (M)
n-Octane	<0.03	<0.03	<0.03	<0.03	<0.03
n-Octane/t-1,3-Dichloropropylene	<0.03	2.86 (H)	0.60 (L)	<0.03	<0.03
trans-1,3-Dichloropropylene	<0.04	1.17 (H)	<0.04	<0.04	<0.04
1,1,2-Trichloroethane	<0.02	<0.02	<0.02	<0.02	<0.02
Tetrachloroethylene	<0.07	<0.07	<0.07	<0.07	<0.07
Dibromochloromethane	<0.001	<0.001	<0.001	<0.001	<0.001
Chlorobenzene	<0.02	<0.02	<0.02	<0.02	<0.02
Ethylbenzene	<0.02	<0.02	<0.02	<0.02	<0.02
m/p-Xylene	7.04 (L)	4.20 (H)	3.45 (H)	3.34 (L)	10.40 (H)
Styrene/o-Xylene	1.66 (L)	0.83 (L)	0.88 (H)	0.62 (L)	2.49 (H)
Bromoform	<0.001	<0.001	<0.001	<0.001	<0.001
1,1,2,2-Tetrachloroethane	<0.002	<0.002	<0.002	<0.002	<0.002
m-Dichlorobenzene	<0.02	<0.02	<0.02	<0.02	<0.02
p-Dichlorobenzene	<0.09	<0.09	<0.09	<0.09	<0.09
o-Dichlorobenzene	<0.02	<0.02	<0.02	<0.02	<0.02

(H) High confidence level (M) Medium confidence level (L) Low confidence level (Continued)

D Duplicate sample R Replicate analysis

TABLE A4. BRVT (Continued)

Sample Date	12/23/87	01/04/88	01/16/88	01/27/88	02/09/88
Sample ID	0153	0162	0203	0225	0244
Compound	Concentration, ppbv				
Acetylene	<1.00	<1.00	<1.00	<1.00	<1.00
Propylene	<0.10	<0.10	<0.10	<0.10	<0.10
Chloromethane	<0.20	<0.20	<0.20	<0.20	<0.20
Vinyl chloride	<0.20	<0.20	<0.20	<0.20	<0.20
1,3-Butadiene	<0.10	<0.10	<0.10	<0.10	<0.10
Bromomethane	<0.20	<0.20	<0.20	<0.20	<0.20
Chloroethane	<0.10	<0.10	<0.10	<0.10	<0.10
Methylene chloride	<0.11	<0.11	<0.11	<0.11	<0.11
trans-1,2-Dichloroethylene	<0.04	<0.04	<0.04	<0.04	<0.04
1,1-Dichloroethane	<0.04	<0.04	<0.04	<0.04	<0.04
Chloroprene	<0.06	<0.06	<0.06	<0.06	<0.06
Bromochloromethane	<0.003	<0.003	<0.003	<0.003	<0.003
Chloroform	0.533(L)	<0.006	<0.006	<0.006	<0.006
1,1,1-Trichloroethane	<0.001	<0.001	0.042(L)	0.050(H)	0.043(H)
Carbon tetrachloride	<0.001	<0.001	<0.001	<0.001	<0.001
1,2-Dichloroethane	<0.04	<0.04	<0.04	<0.04	<0.04
Benzene/1,2-Dichloroethane	<0.04	<0.04	<0.04	<0.04	<0.04
Benzene	<0.04	<0.04	<0.04	<0.04	<0.04
Trichloroethylene	<0.004	<0.004	<0.004	<0.004	<0.004
1,2-Dichloropropane	1.39 (H)	<0.04	<0.04	<0.04	<0.04
Bromodichloromethane	<0.001	<0.001	<0.001	<0.001	<0.001
cis-1,3-Dichloropropylene	<0.04	<0.04	<0.04	<0.04	<0.04
Toluene	3.07 (H)	0.56 (H)	0.97 (M)	1.18 (L)	1.13 (M)
n-Octane	<0.03	<0.03	<0.03	<0.03	<0.03
n-Octane/t-1,3-Dichloropropylene	0.99 (H)	<0.03	<0.03	<0.03	<0.03
trans-1,3-Dichloropropylene	0.21 (H)	<0.04	<0.04	<0.04	<0.04
1,1,2-Trichloroethane	<0.02	<0.02	<0.02	<0.02	<0.02
Tetrachloroethylene	0.86 (M)	0.09 (M)	<0.07	<0.07	<0.07
Dibromochloromethane	<0.001	<0.001	<0.001	<0.001	<0.001
Chlorobenzene	<0.02	<0.02	<0.02	0.14 (M)	<0.02
Ethylbenzene	<0.02	<0.02	<0.02	<0.02	<0.02
m/p-Xylene	13.04 (H)	1.19 (H)	1.97 (H)	3.44 (H)	2.47 (H)
Styrene/o-Xylene	3.90 (M)	0.40 (H)	0.55 (H)	1.01 (M)	0.52 (H)
Bromoform	<0.001	<0.001	<0.001	<0.001	<0.001
1,1,2,2-Tetrachloroethane	<0.002	0.135(M)	<0.002	<0.002	<0.002
m-Dichlorobenzene	<0.02	<0.02	<0.02	0.74 (M)	<0.02
p-Dichlorobenzene	0.17 (M)	<0.09	<0.09	1.98 (L)	<0.09
o-Dichlorobenzene	<0.02	<0.02	<0.02	0.88 (L)	<0.02

(H) High confidence level (M) Medium confidence level (L) Low confidence level (Continued)

TABLE A4. BRVT (Continued)

Sample Date	02/21/88	02/21/88	03/05/88	03/16/88	03/28/88
Sample ID	0250	0250R	0262	0292	0319
Compound	Concentration, ppbv				
Acetylene	<1.00	<1.00	<1.00	<1.00	<1.00
Propylene	<0.10	<0.10	<0.10	<0.10	<0.10
Chloromethane	<0.20	<0.20	<0.20	<0.20	<0.20
Vinyl chloride	<0.20	<0.20	<0.20	<0.20	<0.20
1,3-Butadiene	<0.10	<0.10	<0.10	<0.10	<0.10
Bromomethane	<0.20	<0.20	<0.20	<0.20	<0.20
Chloroethane	<0.10	<0.10	<0.10	<0.10	<0.10
Methylene chloride	<0.11	<0.11	<0.11	<0.11	<0.11
trans-1,2-Dichloroethylene	<0.04	<0.04	<0.04	<0.04	<0.04
1,1-Dichloroethane	<0.04	<0.04	<0.04	<0.04	<0.04
Chloroprene	<0.06	<0.06	<0.06	<0.06	<0.06
Bromochloromethane	<0.003	<0.003	<0.003	<0.003	<0.003
Chloroform	<0.006	<0.006	<0.006	<0.006	<0.006
1,1,1-Trichloroethane	<0.001	0.036(H)	<0.001	<0.001	<0.001
Carbon tetrachloride	<0.001	<0.001	<0.001	<0.001	<0.001
1,2-Dichloroethane	<0.04	<0.04	<0.04	<0.04	<0.04
Benzene/1,2-Dichloroethane	<0.04	<0.04	<0.04	<0.04	<0.04
Benzene	<0.04	<0.04	<0.04	<0.04	<0.04
Trichloroethylene	<0.004	<0.004	<0.004	<0.004	<0.004
1,2-Dichloropropane	<0.04	<0.04	<0.04	<0.04	<0.04
Bromodichloromethane	<0.001	<0.001	<0.001	<0.001	<0.001
cis-1,3-Dichloropropylene	<0.04	<0.04	<0.04	<0.04	<0.04
Toluene	0.56 (M)	0.62 (M)	1.28 (H)	1.79 (M)	1.64 (L)
n-Octane	<0.03	<0.03	<0.03	0.48 (H)	<0.03
n-Octane/t-1,3-Dichloropropylene	<0.03	<0.03	<0.03	<0.03	<0.03
trans-1,3-Dichloropropylene	<0.04	<0.04	0.10 (H)	<0.04	<0.04
1,1,2-Trichloroethane	<0.02	<0.02	<0.02	<0.02	<0.02
Tetrachloroethylene	<0.07	<0.07	<0.07	<0.07	<0.07
Dibromochloromethane	<0.001	<0.001	<0.001	<0.001	<0.001
Chlorobenzene	<0.02	<0.02	<0.02	<0.02	<0.02
Ethylbenzene	<0.02	<0.02	<0.02	<0.02	<0.02
m/p-Xylene	1.05 (H)	1.02 (H)	0.58 (H)	0.75 (M)	0.61 (M)
Styrene/o-Xylene	0.15 (H)	0.18 (H)	0.21 (H)	0.34 (M)	0.40 (M)
Bromoform	<0.001	<0.001	<0.001	<0.001	<0.001
1,1,2,2-Tetrachloroethane	<0.002	<0.002	<0.002	<0.002	<0.002
m-Dichlorobenzene	<0.02	<0.02	<0.02	<0.02	<0.02
p-Dichlorobenzene	<0.09	0.08 (L)	<0.09	<0.09	<0.09
o-Dichlorobenzene	<0.02	<0.02	0.08 (H)	<0.02	<0.02

(H) High confidence level (M) Medium confidence level (L) Low confidence level (Continued)

R Replicate analysis

TABLE A4. BRVT (Continued)

Sample Date	04/09/88	04/21/88	05/03/88	05/03/88	05/15/38
Sample ID	0337	0363	03790	0380D	0398D
Compound	Concentration, ppbv				
Acetylene	<1.00	<1.00	<1.00	<1.00	<1.00
Propylene	<0.10	<0.10	<0.10	<0.10	<0.10
Chloromethane	<0.20	<0.20	<0.20	<0.20	<0.20
Vinyl chloride	<0.20	<0.20	<0.20	<0.20	<0.20
1,3-Butadiene	<0.10	<0.10	<0.10	<0.10	<0.10
Bromomethane	<0.20	<0.20	<0.20	<0.20	<0.20
Chloroethane	<0.10	<0.10	<0.10	<0.10	<0.10
Methylene chloride	<0.11	<0.11	<0.11	<0.11	<0.11
trans-1,2-Dichloroethylene	<0.04	<0.04	<0.04	<0.04	0.39 (H)
1,1-Dichloroethane	<0.04	<0.04	<0.04	<0.04	<0.04
Chloroprene	<0.06	<0.06	<0.06	<0.06	<0.06
Bromochloromethane	<0.003	<0.003	<0.003	<0.003	<0.003
Chloroform	<0.006	<0.006	<0.006	<0.006	<0.006
1,1,1-Trichloroethane	0.180(H)	<0.001	2.057(H)	<0.001	0.570 (H)
Carbon tetrachloride	<0.001	<0.001	<0.001	<0.001	<0.001
1,2-Dichloroethane	<0.04	<0.04	1.68 (L)	<0.04	0.85 (L)
Benzene/1,2-Dichloroethane	<0.04	<0.04	1.82 (H)	<0.04	1.36 (H)
Benzene	<0.04	<0.04	0.14 (H)	<0.04	0.51 (H)
Trichloroethylene	<0.004	<0.004	<0.004	<0.004	<0.004
1,2-Dichloropropane	<0.04	<0.04	<0.04	<0.04	<0.04
Bromodichloromethane	<0.001	<0.001	<0.001	<0.001	<0.001
cis-1,3-Dichloropropylene	<0.04	<0.04	<0.04	<0.04	<0.04
Toluene	1.44 (H)	2.54 (H)	2.28 (M)	7.11 (H)	1.01 (L)
n-Octane	<0.03	1.46 (M)	<0.03	1.62 (H)	0.55 (L)
n-Octane/t-1,3-Dichloropropylene	<0.03	<0.03	<0.03	<0.03	<0.03
trans-1,3-Dichloropropylene	<0.04	<0.04	<0.04	<0.04	<0.04
1,1,2-Trichloroethane	<0.02	<0.02	<0.02	<0.02	<0.02
Tetrachloroethylene	<0.07	<0.07	<0.07	<0.07	<0.07
Dibromochloromethane	<0.001	<0.001	<0.001	<0.001	<0.001
Chlorobenzene	0.18 (H)	<0.02	<0.02	<0.02	<0.02
Ethylbenzene	0.94 (L)	<0.02	<0.02	<0.02	<0.02
m/p-Xylene	0.35 (M)	0.84 (M)	0.32 (L)	4.18 (H)	0.91 (L)
Styrene/o-Xylene	0.30 (M)	<0.02	<0.02	2.97 (L)	0.58 (L)
Bromoform	<0.001	<0.001	<0.001	<0.001	<0.001
1,1,2,2-Tetrachloroethane	<0.002	<0.002	<0.002	<0.002	<0.002
m-Dichlorobenzene	<0.02	<0.02	<0.02	<0.02	<0.02
p-Dichlorobenzene	0.87 (L)	<0.09	0.50 (M)	1.35 (M)	0.84 (H)
o-Dichlorobenzene	<0.02	<0.02	<0.02	<0.02	<0.02

(H) High confidence level (M) Medium confidence level (L) Low confidence level (Continued)
D Duplicate sample

TABLE A4. BRVT (Continued)

Sample Date	05/15/88	05/27/88	05/27/88	06/08/88	06/20/88
Sample ID	0399D	0416	0416R	0442	0463
Compound	Concentration, ppbv				
Acetylene	<1.00	<1.00	<1.00	<1.00	<1.00
Propylene	<0.10	<0.10	<0.10	<0.10	<0.10
Chloromethane	<0.20	<0.20	<0.20	<0.20	<0.20
Vinyl chloride	<0.20	<0.20	<0.20	<0.20	<0.20
1,3-Butadiene	<0.10	<0.10	<0.10	<0.10	<0.10
Bromomethane	<0.20	<0.20	<0.20	<0.20	<0.20
Chloroethane	<0.10	<0.10	<0.10	<0.10	<0.10
Methylene chloride	<0.11	<0.11	<0.11	<0.11	<0.11
trans-1,2-Dichloroethylene	<0.04	<0.04	<0.04	<0.04	<0.04
1,1-Dichloroethane	<0.04	<0.04	<0.04	<0.04	<0.04
Chloroprene	<0.06	<0.06	<0.06	<0.06	<0.06
Bromochloromethane	<0.003	<0.003	<0.003	<0.003	<0.003
Chloroform	<0.006	<0.006	<0.006	0.184(L)	<0.006
1,1,1-Trichloroethane	0.542(L)	0.675(L)	0.648(L)	0.673(L)	<0.001
Carbon tetrachloride	<0.001	<0.001	<0.001	<0.001	<0.001
1,2-Dichloroethane	0.85 (L)	1.61 (L)	1.60 (L)	1.19 (L)	2.45 (L)
Benzene/1,2-Dichloroethane	1.58 (H)	3.35 (H)	3.06 (H)	2.32 (H)	3.39 (M)
Benzene	0.73 (H)	1.74 (H)	1.46 (H)	1.13 (H)	0.94 (M)
Trichloroethylene	<0.004	<0.004	<0.004	<0.004	<0.004
1,2-Dichloropropane	<0.04	<0.04	<0.04	<0.04	<0.04
Bromodichloromethane	<0.001	<0.001	<0.001	<0.001	<0.001
cis-1,3-Dichloropropylene	<0.04	<0.04	<0.04	<0.04	<0.04
Toluene	1.73 (L)	7.31 (L)	5.69 (L)	3.28 (L)	4.26 (L)
n-Octane	<0.03	1.98 (H)	1.26 (H)	<0.03	<0.03
n-Octane/t-1,3-Dichloropropylene	<0.03	<0.03	<0.03	<0.03	<0.03
trans-1,3-Dichloropropylene	<0.04	<0.04	<0.04	<0.04	<0.04
1,1,2-Trichloroethane	<0.02	<0.02	<0.02	<0.02	<0.02
Tetrachloroethylene	<0.07	<0.07	<0.07	<0.07	<0.07
Dibromochloromethane	<0.001	<0.001	<0.001	<0.001	<0.001
Chlorobenzene	<0.02	0.98 (H)	0.74 (M)	<0.02	<0.02
Ethylbenzene	<0.02	1.37 (M)	1.26 (L)	<0.02	3.42 (H)
m/p-Xylene	1.68 (L)	8.93 (M)	7.22 (M)	3.04 (L)	10.51 (H)
Styrene/o-Xylene	0.99 (M)	3.44 (M)	2.90 (L)	1.64 (L)	4.03 (M)
Bromoform	<0.001	<0.001	<0.001	<0.001	<0.001
1,1,2,2-Tetrachloroethane	<0.002	<0.002	<0.002	<0.002	<0.002
m-Dichlorobenzene	<0.02	1.20 (H)	0.90 (L)	<0.02	0.67 (L)
p-Dichlorobenzene	1.00 (M)	<0.09	<0.09	<0.09	<0.09
o-Dichlorobenzene	<0.02	1.97 (H)	<0.02	<0.02	<0.02

(H) High confidence level (M) Medium confidence level (L) Low confidence level (Continued)

D Duplicate sample R Replicate analysis

TABLE A4. BRVT (Continued)

Sample Date	07/02/88	07/10/88	07/14/88	07/28/88	08/07/88
Sample ID	0481	0490	0501	0526	0548
Compound	Concentration, ppbv				
Acetylene	<1.00	<1.00	<1.00	<1.00	<1.00
Propylene	2.23 (M)	<0.10	<0.10	<0.10	2.10 (M)
Chloromethane	<0.20	<0.20	<0.20	<0.20	<0.20
Vinyl chloride	<0.20	<0.20	<0.20	<0.20	<0.20
1,3-Butadiene	<0.10	0.53 (M)	<0.10	<0.10	0.51 (H)
Bromomethane	<0.20	<0.20	<0.20	<0.20	<0.20
Chloroethane	<0.10	<0.10	<0.10	<0.10	<0.10
Methylene chloride	<0.11	<0.11	<0.11	<0.11	<0.11
trans-1,2-Dichloroethylene	<0.04	<0.04	<0.04	<0.04	<0.04
1,1-Dichloroethane	<0.04	<0.04	<0.04	<0.04	<0.04
Chloroprene	<0.06	<0.06	<0.06	<0.06	<0.06
Bromochloromethane	<0.003	<0.003	<0.003	<0.003	<0.003
Chloroform	<0.006	<0.006	<0.006	<0.006	<0.006
1,1,1-Trichloroethane	<0.001	<0.001	<0.001	0.376(H)	<0.001
Carbon tetrachloride	<0.001	<0.001	<0.001	<0.001†	<0.001
1,2-Dichloroethane	<0.04	<0.04	<0.04	<0.04	<0.04
Benzene/1,2-Dichloroethane	<0.04	<0.04	<0.04	<0.04	<0.04
Benzene	1.14 (H)	1.01 (M)	1.46 (M)	1.17 (H)	1.04 (H)
Trichloroethylene	<0.004	<0.004	<0.004	<0.004	<0.004
1,2-Dichloropropane	<0.04	<0.04	<0.04	<0.04	<0.04
Bromodichloromethane	<0.001	<0.001	<0.001	<0.001	<0.001
cis-1,3-Dichloropropylene	<0.04	<0.04	<0.04	<0.04	<0.04
Toluene	2.40 (H)	2.34 (H)	3.50 (H)	3.32 (H)	2.58 (L)
n-Octane	<0.03	<0.03	<0.03	<0.03	<0.03
n-Octane/t-1,3-Dichloropropylene	<0.03	<0.03	<0.03	<0.03	<0.03
trans-1,3-Dichloropropylene	<0.04	<0.04	<0.04	<0.04	<0.04
1,1,2-Trichloroethane	<0.02	<0.02	3.08 (H)	<0.02	<0.02
Tetrachloroethylene	<0.07	<0.07	<0.07	<0.07	<0.07
Dibromochloromethane	<0.001	<0.001	<0.001	<0.001	<0.001
Chlorobenzene	<0.02	<0.02	<0.02	<0.02	<0.02
Ethylbenzene	0.52 (H)	0.32 (H)	0.44 (H)	0.33 (H)	0.32 (H)
m/p-Xylene	2.60 (H)	2.08 (H)	2.80 (H)	2.51 (H)	2.10 (H)
Styrene/o-Xylene	1.05 (H)	0.62 (H)	0.75 (H)	0.65 (H)	0.56 (H)
Bromoform	<0.001	<0.001	<0.001	<0.001	<0.001
1,1,2,2-Tetrachloroethane	<0.002	<0.002	<0.002	<0.002	<0.002
m-Dichlorobenzene	<0.02	<0.02	<0.02	<0.02	<0.02
p-Dichlorobenzene	<0.09	<0.09	<0.09	<0.09	<0.09
o-Dichlorobenzene	<0.02	<0.02	<0.02	<0.02	<0.02

(H) High confidence level (M) Medium confidence level (L) Low confidence level (Continued)

TABLE A4. BRVT (Continued)

Sample Date	08/19/88	08/31/88	09/12/88	09/12/88	09/12/88
Sample ID	0583	0598	0620D	0620R	0621D
Compound	Concentration, ppbv				
Acetylene	15.35 (L)	<1.00	<1.00	<1.00	<1.00
Propylene	<0.10	3.10 (M)	3.32 (H)	3.30 (L)	3.19 (L)
Chloromethane	<0.20	<0.20	<0.20	<0.20	<0.20
Vinyl chloride	<0.20	<0.20	<0.20	<0.20	<0.20
1,3-Butadiene	0.30 (H)	0.27 (H)	0.43 (H)	0.57 (H)	0.45 (H)
Bromomethane	<0.20	<0.20	<0.20	<0.20	<0.20
Chloroethane	<0.10	<0.10	<0.10	<0.10	<0.10
Methylene chloride	0.26 (L)	<0.11	<0.11	<0.11	<0.11
trans-1,2-Dichloroethylene	<0.04	0.41 (M)	<0.04	<0.04	<0.04
1,1-Dichloroethane	<0.04	<0.04	<0.04	<0.04	<0.04
Chloroprene	<0.06	<0.06	0.08 (H)	0.11 (H)	0.53 (L)
Bromochloromethane	<0.003	<0.003	<0.003	<0.003	<0.003
Chloroform	<0.006	<0.006	<0.006	<0.006	<0.006
1,1,1-Trichloroethane	0.376(M)	0.295(H)	0.323(H)	0.351(L)	0.337(M)
Carbon tetrachloride	<0.001	<0.001	<0.001	<0.001	<0.001
1,2-Dichloroethane	<0.04	<0.04	<0.04	<0.04	<0.04
Benzene/1,2-Dichloroethane	<0.04	<0.04	<0.04	<0.04	<0.04
Benzene	1.93 (H)	1.73 (H)	1.69 (H)	1.61 (H)	1.43 (H)
Trichloroethylene	<0.004	<0.004	<0.004	<0.004	<0.004
1,2-Dichloropropane	<0.04	0.31 (H)	<0.04	<0.04	<0.04
Bromodichloromethane	<0.001	<0.001	<0.001	<0.001	<0.001
cis-1,3-Dichloropropylene	<0.04	<0.04	<0.04	<0.04	<0.04
Toluene	3.63 (H)	3.58 (H)	2.71 (M)	2.68 (H)	2.86 (H)
n-Octane	<0.03	0.12 (M)	0.10 (M)	0.13 (H)	0.13 (L)
n-Octane/t-1,3-Dichloropropylene	<0.03	<0.03	<0.03	<0.03	<0.03
trans-1,3-Dichloropropylene	<0.04	<0.04	<0.04	<0.04	<0.04
1,1,2-Trichloroethane	<0.02	<0.02	<0.02	<0.02	<0.02
Tetrachloroethylene	0.10 (H)	<0.07	0.25 (L)	0.11 (M)	0.18 (L)
Dibromochloromethane	<0.001	<0.001	<0.001	<0.001	<0.001
Chlorobenzene	<0.02	<0.02	0.08 (L)	0.07 (M)	<0.02
Ethylbenzene	0.56 (H)	0.53 (H)	0.39 (H)	0.40 (H)	0.39 (H)
m/p-Xylene	3.25 (H)	3.34 (H)	2.58 (H)	2.69 (H)	2.65 (H)
Styrene/o-Xylene	0.88 (H)	0.90 (H)	0.72 (H)	0.72 (M)	0.72 (H)
Bromoform	<0.001	<0.001	<0.001	<0.001	<0.001
1,1,2,2-Tetrachloroethane	<0.002	<0.002	<0.002	<0.002	<0.002
m-Dichlorobenzene	<0.02	<0.02	<0.02	<0.02	<0.02
p-Dichlorobenzene	<0.09	<0.09	0.49 (L)	0.15 (L)	0.69 (L)
o-Dichlorobenzene	<0.02	<0.02	<0.02	<0.02	<0.02

(H) High confidence level (M) Medium confidence level (L) Low confidence level
D Duplicate sample R Replicate analysis

TABLE A4. BRVT (Continued)

Sample Date	09/12/88	09/24/88
Sample ID	0621R	0648
Compound	Concentration, ppbv	
Acetylene	<1.00	<1.00
Propylene	2.78 (M)	4.30 (M)
Chloromethane	<0.20	<0.20
Vinyl chloride	<0.20	<0.20
1,3-Butadiene	0.63 (M)	<0.10
Bromomethane	<0.20	<0.20
Chloroethane	<0.10	<0.10
Methylene chloride	<0.11	<0.11
trans-1,2-Dichloroethylene	<0.04	<0.04
1,1-Dichloroethane	<0.04	<0.04
Chloroprene	0.11 (L)	<0.06
Bromochloromethane	<0.003	<0.003
Chloroform	<0.006	1.936(M)
1,1,1-Trichloroethane	0.341(M)	1.057(L)
Carbon tetrachloride	0.177(L)	<0.001
1,2-Dichloroethane	<0.04	<0.04
Benzene/1,2-Dichloroethane	<0.04	<0.04
Benzene	1.68 (H)	2.36 (H)
Trichloroethylene	<0.004	<0.004
1,2-Dichloropropane	<0.04	<0.04
Bromodichloromethane	<0.001	<0.001
cis-1,3-Dichloropropylene	<0.04	<0.04
Toluene	2.92 (M)	4.08 (M)
n-Octane	0.09 (L)	<0.03
n-Octane/t-1,3-Dichloropropylene	<0.03	<0.03
trans-1,3-Dichloropropylene	<0.04	<0.04
1,1,2-Trichloroethane	<0.02	<0.02
Tetrachloroethylene	0.15 (H)	<0.07
Dibromochloromethane	<0.001	<0.001
Chlorobenzene	<0.02	0.08 (H)
Ethylbenzene	0.42 (H)	1.09 (M)
m/p-Xylene	2.68 (H)	5.13 (M)
Styrene/o-Xylene	0.73 (H)	2.20 (H)
Bromoform	<0.001	<0.001
1,1,2,2-Tetrachloroethane	<0.002	<0.002
m-Dichlorobenzene	<0.02	<0.02
p-Dichlorobenzene	0.62 (L)	<0.09
o-Dichlorobenzene	<0.02	<0.02

(H) High confidence level (M) Medium confidence level (L) Low confidence level
R Replicate analysis

TABLE A5. MULTIPLE DETECTOR SPECIATED UATMP DATA SUMMARY FOR C4IL/C5IL

Sample Date	10/12/87	10/24/87	11/11/87	11/11/87	11/23/87
Sample ID	0107	0058	0063	0063R	0084
Compound	Concentration, ppbv				
Acetylene	<1.00	<1.00	<1.00	<1.00	<1.00
Propylene	<0.10	<0.10	<0.10	<0.10	<0.10
Chloromethane	<0.20	<0.20	<0.20	<0.20	<0.20
Vinyl chloride	<0.20	<0.20	<0.20	<0.20	<0.20
1,3-Butadiene	<0.10	<0.10	<0.10	<0.10	<0.10
Bromomethane	<0.20	<0.20	<0.20	<0.20	<0.20
Chloroethane	<0.10	<0.10	<0.10	<0.10	<0.10
Methylene chloride	<0.11	<0.11	5.70 (L)	5.90 (L)	<0.11
trans-1,2-Dichloroethylene	<0.04	<0.04	<0.04	<0.04	<0.04
1,1-Dichloroethane	<0.04	<0.04	<0.04	<0.04	<0.04
Chloroprene	0.62 (M)	1.62 (M)	<0.06	<0.06	4.87 (L)
Bromochloromethane	<0.003	<0.003	<0.003	<0.003	<0.003
Chloroform	<0.006	<0.006	<0.006	<0.006	<0.006
1,1,1-Trichloroethane	<0.001	3.186(M)	1.797(M)	1.745 (H)	<0.001
Carbon tetrachloride	<0.001	<0.001	<0.001	<0.001	<0.001
1,2-Dichloroethane	<0.04	0.35 (L)	<0.04	0.40 (L)	<0.04
Benzene/1,2-Dichloroethane	<0.04	7.18 (H)	<0.04	1.19 (M)	<0.04
Benzene	<0.04	6.83 (H)	<0.04	0.79 (M)	<0.04
Trichloroethylene	<0.004	<0.004	<0.004	<0.004	<0.004
1,2-Dichloropropane	<0.04	<0.04	<0.04	<0.04	<0.04
Bromodichloromethane	<0.001	<0.001	<0.001	<0.001	<0.001
cis-1,3-Dichloropropylene	<0.04	<0.04	<0.04	<0.04	<0.04
Toluene	2.51 (H)	14.20 (L)	1.39 (H)	1.36 (H)	<0.02
n-Octane	<0.03	<0.03	<0.03	<0.03	<0.03
n-Octane/t-1,3-Dichloropropylene	<0.03	14.74 (M)	<0.03	<0.03	3.84 (H)
trans-1,3-Dichloropropylene	<0.04	<0.04	<0.04	<0.04	<0.04
1,1,2-Trichloroethane	<0.02	<0.02	<0.02	<0.02	<0.02
Tetrachloroethylene	<0.07	2.75 (M)	<0.07	<0.07	<0.07
Dibromochloromethane	<0.001	<0.001	<0.001	<0.001	<0.001
Chlorobenzene	<0.02	3.59 (M)	<0.02	<0.02	<0.02
Ethylbenzene	<0.02	<0.02	<0.02	<0.02	<0.02
m/p-Xylene	9.97 (H)	67.10 (H)	5.55 (H)	5.85 (H)	9.32 (M)
Styrene/o-Xylene	1.59 (M)	12.03 (H)	0.85 (H)	1.40 (L)	<0.02
Bromoform	<0.001	<0.001	<0.001	<0.001	<0.001
1,1,2,2-Tetrachloroethane	<0.002	<0.002	<0.002	<0.002	<0.002
m-Dichlorobenzene	<0.02	2.40 (H)	<0.02	<0.02	<0.02
p-Dichlorobenzene	<0.09	<0.09	<0.09	<0.09	<0.09
o-Dichlorobenzene	<0.02	3.74 (M)	<0.02	<0.02	<0.02

(H) High confidence level (M) Medium confidence level (L) Low confidence level (Continued)
R Replicate analysis

TABLE A5. C4IL/C5IL (Continued)

Sample Date	12/11/87	12/17/87	12/29/87	01/10/88	01/25/88
Sample ID	0133	0145	0161	0165	0189D
Compound	Concentration, ppbv				
Acetylene	<1.00	<1.00	<1.00	<1.00	<1.00
Propylene	<0.10	<0.10	<0.10	<0.10	<0.10
Chloromethane	<0.20	<0.20	<0.20	<0.20	<0.20
Vinyl chloride	<0.20	<0.20	<0.20	<0.20	<0.20
1,3-Butadiene	<0.10	<0.10	<0.10	<0.10	<0.10
Bromomethane	<0.20	<0.20	<0.20	<0.20	<0.20
Chloroethane	<0.10	<0.10	<0.10	<0.10	<0.10
Methylene chloride	<0.11	<0.11	<0.11	<0.11	<0.11
trans-1,2-Dichloroethylene	<0.04	<0.04	0.29 (M)	<0.04	<0.04
1,1-Dichloroethane	<0.04	<0.04	<0.04	<0.04	<0.04
Chloroprene	<0.06	<0.06	<0.06	<0.06	<0.06
Bromochloromethane	<0.003	<0.003	<0.003	<0.003	<0.003
Chloroform	<0.006	<0.006	<0.006	<0.006	<0.006
1,1,1-Trichloroethane	<0.001	<0.001	<0.001	<0.001	<0.001
Carbon tetrachloride	<0.001	<0.001	<0.001	<0.001	<0.001
1,2-Dichloroethane	0.23 (L)	0.27 (L)	<0.04	1.63 (L)	1.09 (L)
Benzene/1,2-Dichloroethane	0.71 (M)	1.18 (H)	<0.04	1.83 (M)	1.39 (L)
Benzene	0.48 (M)	0.91 (H)	<0.04	0.20 (M)	0.30 (L)
Trichloroethylene	<0.004	<0.004	<0.004	<0.004	<0.004
1,2-Dichloropropane	<0.04	1.93 (H)	0.39 (H)	<0.04	<0.04
Bromodichloromethane	<0.001	<0.001	<0.001	<0.001	<0.001
cis-1,3-Dichloropropylene	<0.04	<0.04	<0.04	<0.04	<0.04
Toluene	1.63 (H)	1.10 (H)	0.93 (H)	1.13 (H)	0.36 (M)
n-Octane	<0.03	<0.03	<0.03	<0.03	<0.03
n-Octane/t-1,3-Dichloropropylene	<0.03	4.18 (H)	<0.03	<0.03	<0.03
trans-1,3-Dichloropropylene	<0.04	0.25 (L)	<0.04	<0.04	<0.04
1,1,2-Trichloroethane	<0.02	<0.02	<0.02	<0.02	<0.02
Tetrachloroethylene	<0.07	<0.07	<0.07	<0.07	<0.07
Dibromochloromethane	<0.001	<0.001	<0.001	<0.001	<0.001
Chlorobenzene	<0.02	<0.02	<0.02	0.18 (H)	<0.02
Ethylbenzene	<0.02	<0.02	<0.02	2.30 (H)	<0.02
m/p-Xylene	5.99 (H)	5.18 (H)	3.11 (H)	0.74 (H)	0.61 (H)
Styrene/o-Xylene	1.71 (M)	1.08 (H)	0.32 (H)	<0.02	0.18 (L)
Bromoform	<0.001	<0.001	<0.001	<0.001	<0.001
1,1,2,2-Tetrachloroethane	<0.002	<0.002	<0.002	<0.002	<0.002
m-Dichlorobenzene	<0.02	<0.02	0.07 (M)	0.10 (L)	<0.02
p-Dichlorobenzene	<0.09	<0.09	<0.09	<0.09	<0.09
o-Dichlorobenzene	<0.02	<0.02	<0.02	<0.02	<0.02

(H) High confidence level (M) Medium confidence level (L) Low confidence level (Continued)
D Duplicate sample

TABLE A5. C4H1/C5IL (Continued)

Sample Date	01/25/88	02/03/88	02/15/88	02/27/88	02/27/88
Sample ID	0190D	0233	0236	0277	0277R
Compound	Concentration, ppbv				
Acetylene	<1.00	<1.00	<1.00	<1.00	<1.00
Propylene	<0.10	<0.10	<0.10	<0.10	<0.10
Chloromethane	<0.20	<0.20	<0.20	<0.20	<0.20
Vinyl chloride	<0.20	<0.20	<0.20	<0.20	<0.20
1,3-Butadiene	<0.10	<0.10	<0.10	<0.10	<0.10
Bromomethane	<0.20	<0.20	<0.20	<0.20	<0.20
Chloroethane	<0.10	<0.10	<0.10	<0.10	<0.10
Methylene chloride	<0.11	<0.11	<0.11	<0.11	<0.11
trans-1,2-Dichloroethylene	<0.04	<0.04	<0.04	1.23 (H)	1.23 (M)
1,1-Dichloroethane	<0.04	<0.04	<0.04	<0.04	<0.04
Chloroprene	<0.06	<0.06	<0.06	<0.06	<0.06
Bromochloromethane	<0.003	<0.003	<0.003	<0.003	<0.003
Chloroform	<0.006	<0.006	<0.006	<0.006	<0.006
1,1,1-Trichloroethane	0.090(H)	0.137(M)	0.200(H)	0.151(M)	0.198(H)
Carbon tetrachloride	<0.001	<0.001	<0.001	<0.001	<0.001
1,2-Dichloroethane	0.87 (L)	<0.04	<0.04	<0.04	<0.04
Benzene/1,2-Dichloroethane	1.00 (L)	<0.04	<0.04	<0.04	<0.04
Benzene	0.13 (L)	<0.04	<0.04	<0.04	<0.04
Trichloroethylene	<0.004	<0.004	<0.004	<0.004	<0.004
1,2-Dichloropropane	<0.04	<0.04	<0.04	0.65 (L)	0.19 (L)
Bromodichloromethane	<0.001	<0.001	<0.001	<0.001	<0.001
cis-1,3-Dichloropropylene	0.44 (M)	<0.04	<0.04	<0.04	<0.04
Toluene	0.31 (M)	1.13 (L)	2.05 (L)	0.92 (M)	0.82 (L)
n-Octane	<0.03	<0.03	0.38 (L)	0.20 (M)	0.14 (L)
n-Octane/t-1,3-Dichloropropylene	<0.03	<0.03	<0.03	<0.03	<0.03
trans-1,3-Dichloropropylene	<0.04	<0.04	<0.04	<0.04	<0.04
1,1,2-Trichloroethane	<0.02	<0.02	<0.02	<0.02	<0.02
Tetrachloroethylene	<0.07	<0.07	<0.07	<0.07	<0.07
Dibromochloromethane	<0.001	<0.001	<0.001	<0.001	<0.001
Chlorobenzene	<0.02	0.44 (M)	0.25 (M)	<0.02	<0.02
Ethylbenzene	<0.02	3.94 (H)	5.74 (H)	<0.02	<0.02
m/p-Xylene	0.50 (H)	1.47 (M)	1.26 (H)	0.39 (H)	0.42 (H)
Styrene/o-Xylene	0.12 (H)	<0.02	<0.02	0.15 (H)	0.18 (H)
Bromoform	<0.001	<0.001	<0.001	<0.001	<0.001
1,1,2,2-Tetrachloroethane	<0.002	<0.002	<0.002	<0.002	<0.002
m-Dichlorobenzene	<0.02	<0.02	0.45 (L)	0.02 (L)	<0.02
p-Dichlorobenzene	<0.09	<0.09	<0.09	<0.09	<0.09
o-Dichlorobenzene	<0.02	<0.02	<0.02	<0.02	<0.02

(H) High confidence level (M) Medium confidence level (L) Low confidence level (Continued)
D Duplicate sample R Replicate analysis

TABLE A5. C4IL/C5IL (continued)

Sample Date	03/10/88	04/03/88	06/25/88	06/26/88	06/26/88
Sample ID	0299	0321	0464 (a)	0465 (a)	0465R (a)
Compound	Concentration, ppbv				
Acetylene	<1.00	<1.00	<1.00	<1.00	<1.00
Propylene	<0.10	<0.10	<0.10	<0.10	<0.10
Chloromethane	<0.20	<0.20	<0.20	<0.20	<0.20
Vinyl chloride	<0.20	<0.20	<0.20	<0.20	<0.20
1,3-Butadiene	<0.10	<0.10	<0.10	<0.10	<0.10
Bromomethane	<0.20	<0.20	<0.20	<0.20	<0.20
Chloroethane	<0.10	<0.10	<0.10	<0.10	<0.10
Methylene chloride	<0.11	<0.11	<0.11	1.58 (H)	1.41 (M)
trans-1,2-Dichloroethylene	1.15 (M)	2.35 (M)	<0.04	<0.04	<0.04
1,1-Dichloroethane	<0.04	<0.04	<0.04	<0.04	<0.04
Chloroprene	<0.06	<0.06	<0.06	<0.06	<0.06
Bromochloromethane	<0.003	<0.003	<0.003	0.167(H)	<0.003
Chloroform	<0.006	<0.006	<0.006	<0.006	<0.006
1,1,1-Trichloroethane	<0.001	<0.001	<0.001	0.872(H)	0.614(H)
Carbon tetrachloride	<0.001	<0.001	<0.001	<0.001	<0.001
1,2-Dichloroethane	<0.04	2.19 (L)	1.03 (L)	0.91 (L)	0.69 (L)
Benzene/1,2-Dichloroethane	<0.04	2.46 (M)	1.42 (M)	1.55 (H)	1.18 (L)
Benzene	<0.04	0.27 (M)	0.39 (M)	0.64 (H)	0.49 (L)
Trichloroethylene	<0.004	<0.004	<0.004	<0.004	<0.004
1,2-Dichloropropane	<0.04	<0.04	<0.04	<0.04	<0.04
Bromodichloromethane	<0.001	<0.001	<0.001	<0.001	<0.001
cis-1,3-Dichloropropylene	<0.04	<0.04	<0.04	<0.04	<0.04
Toluene	2.77 (M)	2.85 (M)	1.50 (M)	2.12 (H)	1.40 (H)
n-Octane	<0.03	<0.03	<0.03	<0.03	<0.03
n-Octane/t-1,3-Dichloropropylene	<0.03	<0.03	<0.03	<0.03	<0.03
trans-1,3-Dichloropropylene	<0.04	<0.04	<0.04	<0.04	<0.04
1,1,2-Trichloroethane	<0.02	<0.02	0.33 (L)	<0.02	<0.02
Tetrachloroethylene	<0.07	<0.07	<0.07	0.36 (L)	0.23 (L)
Dibromochloromethane	<0.001	<0.001	<0.001	<0.001	<0.001
Chlorobenzene	0.29 (M)	<0.02	<0.02	0.07 (H)	0.07 (L)
Ethylbenzene	<0.02	<0.02	0.32 (H)	0.31 (H)	0.26 (H)
m/p-Xylene	1.25 (H)	0.65 (M)	0.75 (H)	1.42 (H)	0.98 (H)
Styrene/o-Xylene	0.52 (H)	0.43 (H)	0.59 (H)	0.52 (M)	<0.02
Bromoform	<0.001	<0.001	<0.001	<0.001	<0.001
1,1,2,2-Tetrachloroethane	<0.002	<0.002	<0.002	<0.002	<0.002
m-Dichlorobenzene	<0.02	0.07 (L)	<0.02	<0.02	<0.02
p-Dichlorobenzene	<0.09	<0.09	<0.09	6.64 (H)	<0.09
o-Dichlorobenzene	<0.02	<0.02	0.56 (L)	<0.02	0.81 (M)

(H) High confidence level (M) Medium confidence level (L) Low confidence level (Continued)

(a) Sample collected at relocated site C5IL

R Replicate analysis

TABLE A5. C4IL/C5IL (Continued)

Sample Date	07/08/88	07/08/88	07/20/88	07/20/88	07/26/88
Sample ID	0498 (a)	0498R (a)	0515D (a)(b)	0516D (a)(b)	0525 (a)
Compound	Concentration, ppbv				
Acetylene	<1.00	<1.00	<1.00	<1.00	<1.00
Propylene	<0.10	<0.10	<0.10	<0.10	<0.10
Chloromethane	<0.20	<0.20	<0.20	<0.20	<0.20
Vinyl chloride	<0.20	<0.20	<0.20	<0.20	<0.20
1,3-Butadiene	<0.10	<0.10	<0.10	<0.10	<0.10
Bromomethane	<0.20	<0.20	<0.20	<0.20	<0.20
Chloroethane	<0.10	<0.10	<0.10	<0.10	21.41 (L)
Methylene chloride	<0.11	<0.11	<0.11	<0.11	<0.11
trans-1,2-Dichloroethylene	<0.04	<0.04	<0.04	<0.04	<0.04
1,1-Dichloroethane	<0.04	<0.04	<0.04	<0.04	<0.04
Chloroprene	<0.06	<0.06	<0.06	<0.06	<0.06
Bromochloromethane	<0.003	<0.003	<0.003	<0.003	<0.003
Chloroform	<0.006	<0.006	<0.006	<0.006	<0.006
1,1,1-Trichloroethane	0.566(H)	0.649(L)	1.120(L)	2.506(H)	1.686(H)
Carbon tetrachloride	<0.001	<0.001	<0.001	<0.001	<0.001
1,2-Dichloroethane	<0.04	<0.04	<0.04	<0.04	<0.04
Benzene/1,2-Dichloroethane	<0.04	<0.04	<0.04	<0.04	<0.04
Benzene	1.15 (M)	1.13 (M)	0.35 (H)	0.48 (M)	0.89 (H)
Trichloroethylene	<0.004	<0.004	<0.004	<0.004	0.349(L)
1,2-Dichloropropane	<0.04	<0.04	<0.04	<0.04	<0.04
Bromodichloromethane	<0.001	<0.001	<0.001	<0.001	<0.001
cis-1,3-Dichloropropylene	<0.04	<0.04	<0.04	<0.04	<0.04
Toluene	1.90 (H)	1.92 (L)	125.67 (H)	329.30 (H)	3.06 (H)
n-Octane	<0.03	<0.03	<0.03	<0.03	<0.03
n-Octane/t-1,3-Dichloropropylene	<0.03	<0.03	<0.03	<0.03	<0.03
trans-1,3-Dichloropropylene	<0.04	<0.04	<0.04	<0.04	<0.04
1,1,2-Trichloroethane	<0.02	<0.02	<0.02	<0.02	<0.02
Tetrachloroethylene	<0.07	<0.07	37.78 (L)	92.73 (L)	0.49 (L)
Dibromochloromethane	<0.001	<0.001	<0.001	<0.001	<0.001
Chlorobenzene	<0.02	<0.02	<0.02	<0.02	<0.02
Ethylbenzene	0.16 (H)	0.17 (H)	0.22 (H)	0.26 (H)	0.30 (H)
m/p-Xylene	0.99 (H)	0.95 (H)	2.03 (H)	2.13 (H)	1.97 (H)
Styrene/o-Xylene	0.26 (H)	0.18 (H)	0.48 (H)	0.45 (H)	0.29 (H)
Bromoform	<0.001	<0.001	<0.001	<0.001	<0.001
1,1,2,2-Tetrachloroethane	<0.002	<0.002	<0.002	<0.002	<0.002
m-Dichlorobenzene	<0.02	<0.02	<0.02	<0.02	<0.02
p-Dichlorobenzene	<0.09	<0.09	<0.09	<0.09	<0.09
o-Dichlorobenzene	<0.02	<0.02	<0.02	<0.02	<0.02

(H) High confidence level (M) Medium confidence level (L) Low confidence level (Continued)

(a) Sample collected at relocated site C5IL

(b) Sampled for 12 hours

D Duplicate sample R Replicate analysis

TABLE A5. C4IL/C5IL (Continued)

Sample Date	08/01/88	08/01/88	08/07/88	08/13/88	08/17/88
Sample ID	0533D (a)	0534D (a)	0546 (a)	0560 (a)	0570 (a)
Compound	Concentration, ppbv				
Acetylene	<1.00	<1.00	<1.00	<1.00	<1.00
Propylene	<0.10	<0.10	<0.10	<0.10	<0.10
Chloromethane	<0.20	<0.20	<0.20	<0.20	<0.20
Vinyl chloride	<0.20	<0.20	<0.20	<0.20	<0.20
1,3-Butadiene	0.80 (H)	1.14 (L)	<0.10	<0.10	<0.10
Bromomethane	<0.20	<0.20	<0.20	<0.20	<0.20
Chloroethane	<0.10	<0.10	0.23 (L)	<0.10	<0.10
Methylene chloride	<0.11	<0.11	<0.11	<0.11	<0.11
trans-1,2-Dichloroethylene	<0.04	<0.04	<0.04	<0.04	<0.04
1,1-Dichloroethane	<0.04	<0.04	<0.04	<0.04	<0.04
Chloroprene	<0.06	<0.06	<0.06	<0.06	<0.06
Bromochloromethane	<0.003	<0.003	<0.003	<0.003	<0.003
Chloroform	<0.006	<0.006	<0.006	<0.006	<0.006
1,1,1-Trichloroethane	0.552(L)	0.579(L)	1.098(H)	3.992(H)	0.897(H)
Carbon tetrachloride	<0.001	<0.001	0.169(M)	<0.001	<0.001
1,2-Dichloroethane	0.06 (L)	0.08 (L)	<0.04	<0.04	<0.04
Benzene/1,2-Dichloroethane	<0.04	<0.04	<0.04	<0.04	<0.04
Benzene	0.66 (H)	0.68 (H)	0.78 (H)	0.89 (H)	1.21 (H)
Trichloroethylene	<0.004	<0.004	<0.004	0.247(H)	<0.004
1,2-Dichloropropane	<0.04	<0.04	<0.04	<0.04	<0.04
Bromodichloromethane	<0.001	<0.001	<0.001	<0.001	<0.001
cis-1,3-Dichloropropylene	<0.04	<0.04	<0.04	<0.04	<0.04
Toluene	1.73 (H)	1.76 (H)	2.27 (L)	8.96 (H)	3.67 (H)
n-Octane	<0.03	<0.03	<0.03	<0.03	<0.03
n-Octane/t-1,3-Dichloropropylene	<0.03	<0.03	<0.03	<0.03	<0.03
trans-1,3-Dichloropropylene	<0.04	<0.04	<0.04	<0.04	<0.04
1,1,2-Trichloroethane	1.12 (L)	0.57 (H)	<0.02	<0.02	<0.02
Tetrachloroethylene	<0.07	<0.07	<0.07	<0.07	0.37 (L)
Dibromochloromethane	<0.001	<0.001	<0.001	<0.001	<0.001
Chlorobenzene	<0.02	<0.02	<0.02	0.15 (H)	0.16 (H)
Ethylbenzene	0.14 (M)	0.15 (M)	0.20 (H)	0.75 (H)	0.64 (H)
m/p-Xylene	1.59 (H)	1.62 (H)	1.62 (H)	4.51 (H)	4.55 (H)
Styrene/o-Xylene	0.32 (H)	0.26 (M)	0.16 (L)	1.16 (H)	0.92 (H)
Bromoform	<0.001	<0.001	<0.001	<0.001	<0.001
1,1,2,2-Tetrachloroethane	<0.002	<0.002	<0.002	<0.002	<0.002
m-Dichlorobenzene	<0.02	<0.02	<0.02	<0.02	<0.02
p-Dichlorobenzene	<0.09	<0.09	<0.09	<0.09	<0.09
o-Dichlorobenzene	<0.02	<0.02	<0.02	<0.02	<0.02

(H) High confidence level (M) Medium confidence level (L) Low confidence level (Continued)

(a) Sample collected at relocated site C5IL

D Duplicate sample

TABLE A5. C4IL/C5IL (Continued)

Sample Date	08/25/88	08/31/88	09/09/88	09/18/88
Sample ID	0584 (a)	0597 (a)	0618 (a)	0634 (a)
Compound	Concentration, ppbv			
Acetylene	<1.00	<1.00	<1.00	<1.00
Propylene	<0.10	<0.10	<0.10	<0.10
Chloromethane	<0.20	<0.20	<0.20	<0.20
Vinyl chloride	<0.20	<0.20	<0.20	<0.20
1,3-Butadiene	<0.10	<0.10	<0.10	<0.10
Bromomethane	<0.20	<0.20	<0.20	<0.20
Chloroethane	0.41 (L)	0.29 (L)	<0.10	<0.10
Methylene chloride	<0.11	<0.11	<0.11	<0.11
trans-1,2-Dichloroethylene	<0.04	<0.04	<0.04	<0.04
1,1-Dichloroethane	<0.04	<0.04	<0.04	<0.04
Chloroprene	<0.06	<0.06	<0.06	<0.06
Bromochloromethane	<0.003	<0.003	<0.003	<0.003
Chloroform	<0.006	<0.006	<0.006	<0.006
1,1,1-Trichloroethane	0.715(H)	0.935(H)	0.177(H)	0.459(H)
Carbon tetrachloride	<0.001	<0.001	<0.001	<0.001
1,2-Dichloroethane	<0.04	<0.04	<0.04	<0.04
Benzene/1,2-Dichloroethane	<0.04	<0.04	<0.04	<0.04
Benzene	6.02 (H)	1.17 (H)	1.57 (M)	0.31 (L)
Trichloroethylene	0.246(L)	0.324(H)	0.123(L)	<0.004
1,2-Dichloropropane	<0.04	0.34 (M)	<0.04	<0.04
Bromodichloromethane	<0.001	<0.001	0.268(L)	<0.001
cis-1,3-Dichloropropylene	<0.04	<0.04	<0.04	<0.04
Toluene	3.43 (H)	2.51 (H)	3.14 (H)	2.71 (L)
n-Octane	<0.03	<0.03	0.18 (M)	<0.03
n-Octane/t-1,3-Dichloropropylene	<0.03	<0.03	<0.03	<0.03
trans-1,3-Dichloropropylene	<0.04	<0.04	<0.04	<0.04
1,1,2-Trichloroethane	<0.02	<0.02	<0.02	0.09 (H)
Tetrachloroethylene	0.34 (M)	<0.07	0.16 (H)	<0.07
Dibromochloromethane	<0.001	<0.001	<0.001	<0.001
Chlorobenzene	0.19 (L)	<0.02	0.12 (M)	0.06 (L)
Ethylbenzene	0.60 (H)	0.68 (M)	0.36 (H)	0.04 (H)
m/p-Xylene	3.53 (H)	4.77 (H)	2.78 (M)	0.55 (M)
Styrene/o-Xylene	0.82 (H)	2.03 (L)	0.62 (M)	<0.02
Bromoform	<0.001	<0.001	<0.001	<0.001
1,1,2,2-Tetrachloroethane	<0.002	<0.002	0.497(H)	<0.002
m-Dichlorobenzene	<0.02	<0.02	<0.02	<0.02
p-Dichlorobenzene	<0.09	<0.09	<0.09	<0.09
o-Dichlorobenzene	<0.02	<0.02	<0.02	0.03 (L)

(H) High confidence level (M) Medium confidence level (L) Low confidence level
(a) Sample collected at relocated site C5IL

TABLE A6. MULTIPLE DETECTOR SPECIATED UATMP DATA SUMMARY FOR CLOH

Sample Date	09/24/87	10/08/87	10/20/87	11/07/87	11/07/87
Sample ID	0032	0027	0060	0043	0043R
Compound	Concentration, ppbv				
Acetylene	<1.00	<1.00	<1.00	<1.00	<1.00
Propylene	<0.10	<0.10	<0.10	<0.10	<0.10
Chloromethane	<0.20	<0.20	<0.20	<0.20	<0.20
Vinyl chloride	<0.20	<0.20	<0.20	<0.20	<0.20
1,3-Butadiene	<0.10	<0.10	<0.10	<0.10	<0.10
Bromomethane	<0.20	<0.20	<0.20	<0.20	<0.20
Chloroethane	<0.10	<0.10	<0.10	<0.10	<0.10
Methylene chloride	<0.11	<0.11	<0.11	<0.11	<0.11
trans-1,2-Dichloroethylene	<0.04	<0.04	<0.04	<0.04	<0.04
1,1-Dichloroethane	<0.04	<0.04	<0.04	<0.04	<0.04
Chloroprene	<0.06	<0.06	<0.06	<0.06	<0.06
Bromochloromethane	<0.003	<0.003	<0.003	<0.003	<0.003
Chloroform	<0.006	<0.006	<0.006	<0.006	<0.006
1,1,1-Trichloroethane	<0.001	<0.001	6.078(M)	2.277(H)	2.194(H)
Carbon tetrachloride	<0.001	<0.001	<0.001	<0.001	<0.001
1,2-Dichloroethane	3.15 (L)	<0.04	<0.04	0.43 (L)	0.75 (L)
Benzene/1,2-Dichloroethane	6.78 (L)	<0.04	<0.04	1.27 (M)	1.61 (L)
Benzene	3.63 (L)	<0.04	<0.04	0.84 (M)	0.86 (L)
Trichloroethylene	<0.004	<0.004	<0.004	<0.004	<0.004
1,2-Dichloropropane	<0.04	<0.04	<0.04	<0.04	<0.04
Bromodichloromethane	<0.001	<0.001	<0.001	<0.001	<0.001
cis-1,3-Dichloropropylene	<0.04	<0.04	<0.04	<0.04	<0.04
Toluene	3.63 (M)	1.86 (H)	3.96 (M)	2.99 (L)	1.93 (M)
n-Octane	<0.03	<0.03	<0.03	<0.03	<0.03
n-Octane/t-1,3-Dichloropropylene	<0.03	<0.03	<0.03	<0.03	<0.03
trans-1,3-Dichloropropylene	<0.04	<0.04	<0.04	<0.04	<0.04
1,1,2-Trichloroethane	<0.02	<0.02	<0.02	<0.02	<0.02
Tetrachloroethylene	<0.07	<0.07	<0.07	<0.07	<0.07
Dibromochloromethane	<0.001	<0.001	<0.001	<0.001	<0.001
Chlorobenzene	<0.02	<0.02	<0.02	<0.02	<0.02
Ethylbenzene	<0.02	<0.02	<0.02	<0.02	<0.02
m/p-Xylene	11.28 (H)	9.59 (M)	10.80 (H)	4.05 (L)	3.73 (L)
Styrene/o-Xylene	<0.02	<0.02	2.32 (M)	0.60 (L)	0.30 (H)
Bromoform	<0.001	<0.001	<0.001	<0.001	<0.001
1,1,2,2-Tetrachloroethane	<0.002	<0.002	<0.002	<0.002	<0.002
m-Dichlorobenzene	<0.02	<0.02	<0.02	<0.02	<0.02
p-Dichlorobenzene	<0.09	<0.09	<0.09	<0.09	<0.09
o-Dichlorobenzene	<0.02	<0.02	<0.02	<0.02	<0.02

(H) High confidence level (M) Medium confidence level (L) Low confidence level (Continued)

R Replicate analysis

TABLE A6. CLOH (Continued)

Sample Date	11/13/87	11/25/87	12/07/87	12/19/87	12/31/87
Sample ID	0070	0092	0120	0154	0164
Compound	Concentration, ppbv				
Acetylene	<1.00	<1.00	<1.00	<1.00	<1.00
Propylene	<0.10	<0.10	<0.10	<0.10	<0.10
Chloromethane	<0.20	<0.20	<0.20	<0.20	<0.20
Vinyl chloride	<0.20	<0.20	<0.20	<0.20	<0.20
1,3-Butadiene	<0.10	<0.10	<0.10	<0.10	<0.10
Bromomethane	<0.20	<0.20	<0.20	<0.20	<0.20
Chloroethane	<0.10	<0.10	<0.10	<0.10	<0.10
Methylene chloride	<0.11	<0.11	<0.11	<0.11	<0.11
trans-1,2-Dichloroethylene	<0.04	<0.04	0.25 (M)	<0.04	0.67 (L)
1,1-Dichloroethane	<0.04	<0.04	<0.04	<0.04	<0.04
Chloroprene	<0.06	<0.06	<0.06	<0.06	<0.06
Bromochloromethane	<0.003	<0.003	<0.003	<0.003	<0.003
Chloroform	<0.006	<0.006	<0.006	<0.006	<0.006
1,1,1-Trichloroethane	0.522(L)	3.582(H)	<0.001	<0.001	<0.001
Carbon tetrachloride	<0.001	<0.001	<0.001	<0.001	<0.001
1,2-Dichloroethane	0.28 (L)	1.34 (L)	<0.04	<0.04	0.80 (L)
Benzene/1,2-Dichloroethane	1.70 (L)	2.76 (H)	<0.04	<0.04	3.80 (M)
Benzene	1.58 (L)	1.42 (H)	<0.04	<0.04	3.00 (M)
Trichloroethylene	<0.004	<0.004	<0.004	<0.004	<0.004
1,2-Dichloropropane	<0.04	<0.04	0.93 (H)	1.04 (M)	1.29 (H)
Bromodichloromethane	<0.001	<0.001	<0.001	<0.001	<0.001
cis-1,3-Dichloropropylene	<0.04	<0.04	<0.04	<0.04	<0.04
Toluene	1.23 (H)	<0.02	0.94 (M)	1.14 (H)	1.42 (H)
n-Octane	<0.03	<0.03	<0.03	<0.03	<0.03
n-Octane/t-1,3-Dichloropropylene	<0.03	<0.03	<0.03	<0.03	<0.03
trans-1,3-Dichloropropylene	<0.04	<0.04	<0.04	<0.04	0.82 (M)
1,1,2-Trichloroethane	<0.02	<0.02	<0.02	<0.02	<0.02
Tetrachloroethylene	<0.07	<0.07	<0.07	<0.07	<0.07
Dibromochloromethane	<0.001	<0.001	<0.001	<0.001	<0.001
Chlorobenzene	<0.02	<0.02	<0.02	<0.02	<0.02
Ethylbenzene	<0.02	<0.02	<0.02	<0.02	<0.02
m/p-Xylene	4.47 (H)	3.08 (M)	1.55 (H)	3.45 (H)	5.40 (H)
Styrene/o-Xylene	0.93 (H)	<0.02	0.40 (H)	0.52 (H)	67.90 (H)
Bromoform	<0.001	<0.001	<0.001	<0.001	<0.001
1,1,2,2-Tetrachloroethane	<0.002	<0.002	<0.002	<0.002	0.581(M)
m-Dichlorobenzene	<0.02	<0.02	<0.02	<0.02	<0.02
p-Dichlorobenzene	<0.09	<0.09	<0.09	<0.09	<0.09
o-Dichlorobenzene	<0.02	<0.02	<0.02	<0.02	<0.02

(H) High confidence level (M) Medium confidence level (L) Low confidence level (Continued)

TABLE A6. CLOH (Continued)

Sample Date	01/12/88	01/12/88	01/24/88	02/05/88	02/17/88
Sample ID	0175D (a)	0176D (a)	0207	0229	0258
Compound	Concentration, ppbv				
Acetylene	<1.00	<1.00	<1.00	<1.00	<1.00
Propylene	<0.10	<0.10	<0.10	<0.10	<0.10
Chloromethane	<0.20	<0.20	<0.20	<0.20	<0.20
Vinyl chloride	<0.20	<0.20	<0.20	<0.20	<0.20
1,3-Butadiene	<0.10	<0.10	<0.10	<0.10	<0.10
Bromomethane	<0.20	<0.20	<0.20	<0.20	<0.20
Chloroethane	<0.10	<0.10	<0.10	<0.10	<0.10
Methylene chloride	<0.11	<0.11	<0.11	<0.11	<0.11
trans-1,2-Dichloroethylene	<0.04	<0.04	0.32 (H)	<0.04	0.16 (M)
1,1-Dichloroethane	<0.04	<0.04	<0.04	<0.04	<0.04
Chloroprene	<0.06	<0.06	<0.06	<0.06	<0.06
Bromochloromethane	<0.003	<0.003	<0.003	<0.003	<0.003
Chloroform	<0.006	<0.006	<0.006	<0.006	<0.006
1,1,1-Trichloroethane	0.087(H)	0.052(M)	0.053(M)	<0.001	0.154(L)
Carbon tetrachloride	<0.001	<0.001	<0.001	<0.001	<0.001
1,2-Dichloroethane	<0.04	<0.04	<0.04	<0.04	<0.04
Benzene/1,2-Dichloroethane	<0.04	<0.04	<0.04	<0.04	<0.04
Benzene	<0.04	<0.04	<0.04	<0.04	<0.04
Trichloroethylene	<0.004	<0.004	<0.004	<0.004	<0.004
1,2-Dichloropropane	<0.04	<0.04	<0.04	<0.04	<0.04
Bromodichloromethane	<0.001	<0.001	<0.001	<0.001	<0.001
cis-1,3-Dichloropropylene	<0.04	<0.04	<0.04	<0.04	<0.04
Toluene	0.92 (H)	0.87 (H)	0.77 (M)	0.77 (M)	0.82 (M)
n-Octane	<0.03	<0.03	<0.03	<0.03	<0.03
n-Octane/t-1,3-Dichloropropylene	<0.03	<0.03	<0.03	<0.03	<0.03
trans-1,3-Dichloropropylene	<0.04	<0.04	<0.04	<0.04	<0.04
1,1,2-Trichloroethane	<0.02	<0.02	<0.02	<0.02	<0.02
Tetrachloroethylene	<0.07	<0.07	0.11 (M)	<0.07	<0.07
Dibromochloromethane	<0.001	<0.001	<0.001	<0.001	<0.001
Chlorobenzene	<0.02	<0.02	0.36 (M)	<0.02	<0.02
Ethylbenzene	<0.02	<0.02	<0.02	<0.02	<0.02
m/p-Xylene	0.48 (M)	0.75 (H)	2.19 (H)	1.50 (H)	1.11 (H)
Styrene/o-Xylene	0.08 (L)	0.12 (H)	1.84 (H)	0.46 (L)	0.31 (H)
Bromoform	<0.001	<0.001	<0.001	<0.001	<0.001
1,1,2,2-Tetrachloroethane	<0.002	<0.002	<0.002	<0.002	<0.002
m-Dichlorobenzene	0.12 (L)	0.18 (L)	1.15 (H)	<0.02	<0.02
p-Dichlorobenzene	<0.09	<0.09	4.68 (H)	<0.09	<0.09
o-Dichlorobenzene	<0.02	<0.02	1.54 (H)	<0.02	<0.02

(H) High confidence level (M) Medium confidence level (L) Low confidence level (Continued)
(a) Sampled for 13 hours
D Duplicate sample

TABLE A6. CLOH (Continued)

Sample Date	02/17/88	02/29/88	03/12/88	03/24/88	04/17/88
Sample ID	0258R	0272	0289	0316	0352
Compound	Concentration, ppbv				
Acetylene	<1.00	<1.00	<1.00	<1.00	<1.00
Propylene	<0.10	<0.10	<0.10	<0.10	<0.10
Chloromethane	<0.20	<0.20	<0.20	<0.20	<0.20
Vinyl chloride	<0.20	<0.20	<0.20	<0.20	<0.20
1,3-Butadiene	<0.10	<0.10	<0.10	<0.10	<0.10
Bromomethane	<0.20	<0.20	<0.20	<0.20	<0.20
Chloroethane	<0.10	<0.10	<0.10	<0.10	<0.10
Methylene chloride	<0.11	<0.11	<0.11	<0.11	<0.11
trans-1,2-Dichloroethylene	<0.04	<0.04	<0.04	<0.04	0.10 (H)
1,1-Dichloroethane	<0.04	<0.04	<0.04	<0.04	<0.04
Chloroprene	<0.06	<0.06	<0.06	<0.06	<0.06
Bromochloromethane	<0.003	<0.003	<0.003	<0.003	<0.003
Chloroform	<0.006	<0.006	<0.006	<0.006	<0.006
1,1,1-Trichloroethane	0.178(M)	<0.001	0.135(H)	0.137(H)	<0.001
Carbon tetrachloride	<0.001	<0.001	<0.001	<0.001	<0.001
1,2-Dichloroethane	<0.04	<0.04	2.15 (L)	1.48 (L)	<0.04
Benzene/1,2-Dichloroethane	<0.04	<0.04	2.40 (H)	1.61 (H)	<0.04
Benzene	<0.04	<0.04	0.25 (H)	0.13 (H)	<0.04
Trichloroethylene	0.563(L)	<0.004	<0.004	<0.004	<0.004
1,2-Dichloropropane	<0.04	<0.04	<0.04	<0.04	<0.04
Bromodichloromethane	<0.001	<0.001	<0.001	<0.001	<0.001
cis-1,3-Dichloropropylene	<0.04	<0.04	<0.04	<0.04	<0.04
Toluene	0.87 (M)	<0.02	0.82 (M)	0.72 (L)	1.35 (H)
n-Octane	<0.03	<0.03	<0.03	<0.03	<0.03
n-Octane/t-1,3-Dichloropropylene	<0.03	<0.03	<0.03	<0.03	<0.03
trans-1,3-Dichloropropylene	<0.04	<0.04	<0.04	<0.04	<0.04
1,1,2-Trichloroethane	<0.02	<0.02	<0.02	<0.02	<0.02
Tetrachloroethylene	<0.07	<0.07	0.34 (M)	<0.07	<0.07
Dibromochloromethane	<0.001	<0.001	<0.001	<0.001	<0.001
Chlorobenzene	<0.02	<0.02	<0.02	<0.02	0.19 (H)
Ethylbenzene	<0.02	<0.02	<0.02	<0.02	0.87 (H)
m/p-Xylene	1.05 (H)	0.20 (H)	0.26 (H)	0.33 (M)	0.26 (H)
Styrene/o-Xylene	0.28 (M)	<0.02	0.09 (M)	0.12 (L)	0.24 (H)
Bromoform	<0.001	<0.001	<0.001	<0.001	<0.001
1,1,2,2-Tetrachloroethane	<0.002	<0.002	0.342(L)	<0.002	<0.002
m-Dichlorobenzene	<0.02	<0.02	<0.02	<0.02	0.09 (M)
p-Dichlorobenzene	<0.09	<0.09	<0.09	0.26 (M)	<0.09
o-Dichlorobenzene	<0.02	<0.02	<0.02	<0.02	0.50 (M)

(H) High confidence level (M) Medium confidence level (L) Low confidence level (Continued)

R Replicate analysis

TABLE A6. CLOH (Continued)

Sample Date	04/29/88	05/11/88	05/11/88	05/23/88	05/23/88
Sample ID	0374	0394D	0395D	0414	0414R
Compound	Concentration, ppbv				
Acetylene	<1.00	<1.00	<1.00	<1.00	<1.00
Propylene	<0.10	<0.10	<0.10	<0.10	<0.10
Chloromethane	<0.20	<0.20	<0.20	<0.20	<0.20
Vinyl chloride	<0.20	<0.20	<0.20	<0.20	<0.20
1,3-Butadiene	<0.10	<0.10	<0.10	<0.10	<0.10
Bromomethane	<0.20	<0.20	<0.20	<0.20	<0.20
Chloroethane	<0.10	<0.10	<0.10	<0.10	<0.10
Methylene chloride	<0.11	<0.11	<0.11	<0.11	<0.11
trans-1,2-Dichloroethylene	<0.04	<0.04	<0.04	0.42 (H)	<0.04
1,1-Dichloroethane	<0.04	<0.04	<0.04	<0.04	<0.04
Chloroprene	<0.06	<0.06	<0.06	<0.06	<0.06
Bromochloromethane	<0.003	<0.003	<0.003	<0.003	0.138(M)
Chloroform	<0.006	<0.006	<0.006	<0.006	<0.006
1,1,1-Trichloroethane	0.851(M)	1.146(M)	1.297 (H)	2.348(L)	<0.001
Carbon tetrachloride	<0.001	<0.001	<0.001	<0.001	<0.001
1,2-Dichloroethane	0.92 (L)	0.99 (L)	1.12 (L)	6.02 (L)	5.95 (L)
Benzene/1,2-Dichloroethane	1.02 (H)	1.65 (H)	1.90 (H)	9.74 (H)	9.68 (H)
Benzene	0.10 (H)	0.66 (H)	0.78 (H)	3.72 (H)	3.73 (H)
Trichloroethylene	<0.004	<0.004	<0.004	<0.004	<0.004
1,2-Dichloropropane	<0.04	<0.04	<0.04	<0.04	<0.04
Bromodichloromethane	<0.001	<0.001	<0.001	<0.001	<0.001
cis-1,3-Dichloropropylene	<0.04	<0.04	<0.04	<0.04	<0.04
Toluene	2.34 (M)	2.20 (L)	2.71 (L)	12.77 (L)	16.32 (L)
n-Octane	<0.03	<0.03	<0.03	1.98 (H)	2.96 (H)
n-Octane/t-1,3-Dichloropropylene	<0.03	<0.03	<0.03	<0.03	<0.03
trans-1,3-Dichloropropylene	<0.04	<0.04	<0.04	<0.04	<0.04
1,1,2-Trichloroethane	<0.02	0.09 (L)	<0.02	<0.02	<0.02
Tetrachloroethylene	0.29 (M)	<0.07	<0.07	5.51 (M)	7.72 (L)
Dibromochloromethane	<0.001	<0.001	<0.001	<0.001	<0.001
Chlorobenzene	<0.02	<0.02	<0.02	1.00 (H)	1.40 (H)
Ethylbenzene	0.18 (H)	<0.02	<0.02	1.46 (L)	<0.02
m/p-Xylene	0.18 (H)	1.13 (L)	1.44 (L)	7.82 (M)	9.38 (M)
Styrene/o-Xylene	0.13 (M)	0.45 (L)	0.48 (L)	3.05 (H)	2.85 (M)
Bromoform	<0.001	0.007(M)	<0.001	<0.001	<0.001
1,1,2,2-Tetrachloroethane	<0.002	<0.002	0.659(H)	<0.002	<0.002
m-Dichlorobenzene	<0.02	0.22 (L)	0.73 (L)	0.55 (M)	0.52 (L)
p-Dichlorobenzene	<0.09	3.84 (M)	6.40 (L)	<0.09	<0.09
o-Dichlorobenzene	<0.02	<0.02	<0.02	0.52 (M)	0.80 (L)

(H) High confidence level (M) Medium confidence level (L) Low confidence level (Continued)
D Duplicate sample R Replicate analysis

TABLE A6. CLOH (Continued)

Sample Date	06/04/88	06/17/88	06/28/88	07/10/88	07/10/88
Sample ID	0435	0455	0476	0496	0496R
Compound	Concentration, ppbv				
Acetylene	<1.00	<1.00	<1.00	<1.00	<1.00
Propylene	<0.10	<0.10	<0.10	<0.10	<0.10
Chloromethane	<0.20	<0.20	<0.20	<0.20	<0.20
Vinyl chloride	<0.20	<0.20	<0.20	<0.20	<0.20
1,3-Butadiene	<0.10	<0.10	<0.10	<0.10	<0.10
Bromomethane	<0.20	<0.20	<0.20	<0.20	<0.20
Chloroethane	<0.10	<0.10	<0.10	<0.10	<0.10
Methylene chloride	<0.11	<0.11	<0.11	<0.11	<0.11
trans-1,2-Dichloroethylene	<0.04	<0.04	<0.04	<0.04	<0.04
1,1-Dichloroethane	<0.04	<0.04	<0.04	<0.04	<0.04
Chloroprene	<0.06	0.09 (H)	<0.06	<0.06	<0.06
Bromochloromethane	<0.003	<0.003	<0.003	<0.003	<0.003
Chloroform	<0.006	<0.006	<0.006	<0.006	<0.006
1,1,1-Trichloroethane	1.320(M)	1.959(H)	1.795(H)	0.857(L)	0.874(L)
Carbon tetrachloride	<0.001	<0.001	<0.001	<0.001	<0.001
1,2-Dichloroethane	0.61 (L)	1.25 (L)	2.86 (L)	<0.04	<0.04
Benzene/1,2-Dichloroethane	1.60 (M)	1.96 (H)	6.92 (M)	<0.04	<0.04
Benzene	0.99 (M)	0.71 (H)	4.06 (M)	6.14 (H)	6.12 (H)
Trichloroethylene	<0.004	<0.004	<0.004	<0.004	<0.004
1,2-Dichloropropane	<0.04	<0.04	<0.04	<0.04	<0.04
Bromodichloromethane	<0.001	<0.001	<0.001	<0.001	<0.001
cis-1,3-Dichloropropylene	<0.04	<0.04	<0.04	<0.04	<0.04
Toluene	3.48 (M)	4.09 (H)	4.44 (H)	5.06 (H)	5.17 (H)
n-Octane	<0.03	<0.03	<0.03	<0.03	<0.03
n-Octane/t-1,3-Dichloropropylene	<0.03	<0.03	<0.03	<0.03	<0.03
trans-1,3-Dichloropropylene	<0.04	<0.04	<0.04	<0.04	<0.04
1,1,2-Trichloroethane	<0.02	<0.02	<0.02	<0.02	<0.02
Tetrachloroethylene	<0.07	<0.07	<0.07	<0.07	<0.07
Dibromochloromethane	<0.001	<0.001	<0.001	<0.001	<0.001
Chlorobenzene	<0.02	<0.02	<0.02	<0.02	<0.02
Ethylbenzene	<0.02	<0.02	0.44 (H)	0.54 (H)	0.55 (H)
m/p-Xylene	2.23 (L)	2.15 (L)	2.67 (H)	3.88 (H)	3.87 (H)
Styrene/o-Xylene	0.76 (L)	0.60 (L)	0.80 (H)	0.83 (H)	0.76 (H)
Bromoform	<0.001	<0.001	<0.001	<0.001	<0.001
1,1,2,2-Tetrachloroethane	<0.002	<0.002	<0.002	<0.002	<0.002
m-Dichlorobenzene	<0.02	<0.02	<0.02	<0.02	<0.02
p-Dichlorobenzene	<0.09	2.97 (M)	<0.09	<0.09	<0.09
o-Dichlorobenzene	<0.02	<0.02	<0.02	<0.02	<0.02

(H) High confidence level (M) Medium confidence level (L) Low confidence level (Continued)

R Replicate analysis

TABLE A6. CLOH (Continued)

Sample Date	07/22/88	08/11/88	08/11/88	08/11/88	08/11/88
Sample ID	0523	0558D	0558R	0559D	0559R
Compound	Concentration, ppbv				
Acetylene	<1.00	<1.00	<1.00	<1.00	<1.00
Propylene	<0.10	<0.10	<0.10	<0.10	<0.10
Chloromethane	<0.20	<0.20	<0.20	<0.20	<0.20
Vinyl chloride	<0.20	<0.20	<0.20	<0.20	<0.20
1,3-Butadiene	<0.10	<0.10	<0.10	<0.10	<0.10
Bromomethane	<0.20	<0.20	<0.20	<0.20	<0.20
Chloroethane	0.14 (L)	<0.10	<0.10	<0.10	<0.10
Methylene chloride	6.54 (H)	4.99 (L)	4.58 (L)	3.50 (H)	4.71 (H)
trans-1,2-Dichloroethylene	<0.04	<0.04	<0.04	<0.04	<0.04
1,1-Dichloroethane	<0.04	<0.04	<0.04	<0.04	<0.04
Chloroprene	<0.06	<0.06	<0.06	<0.06	<0.06
Bromochloromethane	<0.003	<0.003	<0.003	<0.003	<0.003
Chloroform	<0.006	<0.006	<0.006	<0.006	<0.006
1,1,1-Trichloroethane	2.905(H)	1.598(H)	1.543(H)	1.728(H)	1.652(H)
Carbon tetrachloride	<0.001	<0.001	<0.001	<0.001	<0.001
1,2-Dichloroethane	<0.04	<0.04	<0.04	<0.04	<0.04
Benzene/1,2-Dichloroethane	<0.04	<0.04	<0.04	<0.04	<0.04
Benzene	4.17 (H)	3.12 (H)	3.21 (H)	3.24 (H)	3.29 (H)
Trichloroethylene	3.534(H)	0.857(H)	0.836(H)	1.058(H)	1.036 (L)
1,2-Dichloropropane	<0.04	<0.04	<0.04	<0.04	<0.04
Bromodichloromethane	<0.001	<0.001	<0.001	<0.001	<0.001
cis-1,3-Dichloropropylene	<0.04	<0.04	<0.04	<0.04	<0.04
Toluene	5.76 (H)	4.78 (H)	5.16 (H)	5.01 (L)	5.12 (L)
n-Octane	0.89 (L)	<0.03	<0.03	<0.03	<0.03
n-Octane/t-1,3-Dichloropropylene	<0.03	<0.03	<0.03	<0.03	<0.03
trans-1,3-Dichloropropylene	<0.04	<0.04	<0.04	<0.04	<0.04
1,1,2-Trichloroethane	<0.02	<0.02	<0.02	<0.02	<0.02
Tetrachloroethylene	0.28 (L)	0.58 (H)	0.56 (H)	0.56 (M)	0.66 (L)
Dibromochloromethane	<0.001	<0.001	<0.001	<0.001	<0.001
Chlorobenzene	0.08 (H)	<0.02	<0.02	<0.02	<0.02
Ethylbenzene	0.48 (H)	0.47 (H)	0.52 (H)	0.46 (H)	0.50 (H)
m/p-Xylene	3.82 (H)	3.28 (H)	3.50 (H)	3.26 (H)	3.48 (H)
Styrene/o-Xylene	0.82 (H)	0.69 (H)	0.78 (H)	0.73 (H)	0.80 (H)
Bromoform	<0.001	<0.001	<0.001	<0.001	<0.001
1,1,2,2-Tetrachloroethane	<0.002	<0.002	<0.002	<0.002	<0.002
m-Dichlorobenzene	<0.02	<0.02	<0.02	<0.02	<0.02
p-Dichlorobenzene	<0.09	<0.09	<0.09	<0.09	<0.09
o-Dichlorobenzene	<0.02	<0.02	<0.02	<0.02	<0.02

(H) High confidence level (M) Medium confidence level (L) Low confidence level (Continued)

D Duplicate sample R Replicate analysis

TABLE A6. CLOH (Continued)

Sample Date	08/15/88	08/27/88	09/08/88	09/20/88
Sample ID	0569	0594	0616	0639
Compound	Concentration, ppbv			
Acetylene	<1.00	20.73 (L)	<1.00	<1.00
Propylene	<0.10	<0.10	<0.10	<0.10
Chloromethane	<0.20	<0.20	<0.20	<0.20
Vinyl chloride	<0.20	<0.20	<0.20	<0.20
1,3-Butadiene	<0.10	0.32 (M)	0.62 (H)	<0.10
Bromomethane	<0.20	<0.20	<0.20	<0.20
Chloroethane	<0.10	<0.10	<0.10	<0.10
Methylene chloride	<0.11	<0.11	<0.11	<0.11
trans-1,2-Dichloroethylene	<0.04	<0.04	<0.04	<0.04
1,1-Dichloroethane	<0.04	<0.04	<0.04	<0.04
Chloroprene	<0.06	<0.06	<0.06	<0.06
Bromochloromethane	<0.003	<0.003	<0.003	<0.003
Chloroform	<0.006	<0.006	<0.006	6.106(H)
1,1,1-Trichloroethane	0.928(H)	0.791(H)	1.635(H)	1.625(M)
Carbon tetrachloride	<0.001	<0.001	<0.001	<0.001
1,2-Dichloroethane	<0.04	<0.04	<0.04	<0.04
Benzene/1,2-Dichloroethane	<0.04	<0.04	<0.04	<0.04
Benzene	1.49 (H)	2.30 (H)	5.76 (H)	2.17 (H)
Trichloroethylene	0.993(H)	0.424(M)	1.272(H)	2.584(H)
1,2-Dichloropropane	<0.04	<0.04	<0.04	<0.04
Bromodichloromethane	<0.001	<0.001	<0.001	<0.001
cis-1,3-Dichloropropylene	<0.04	<0.04	<0.04	<0.04
Toluene	3.12 (H)	3.49 (H)	5.78 (H)	2.73 (M)
n-Octane	0.14 (M)	0.26 (L)	0.30 (M)	<0.03
n-Octane/t-1,3-Dichloropropylene	<0.03	<0.03	<0.03	<0.03
trans-1,3-Dichloropropylene	<0.04	<0.04	<0.04	<0.04
1,1,2-Trichloroethane	<0.02	<0.02	<0.02	<0.02
Tetrachloroethylene	<0.07	0.29 (H)	0.39 (M)	<0.07
Dibromochloromethane	<0.001	<0.001	<0.001	<0.001
Chlorobenzene	0.09 (L)	<0.02	0.14 (M)	0.12 (L)
Ethylbenzene	0.31 (H)	0.45 (H)	0.56 (H)	0.29 (H)
m/p-Xylene	2.04 (H)	3.06 (H)	4.47 (H)	2.13 (H)
Styrene/o-Xylene	0.53 (H)	0.71 (H)	1.04 (H)	0.55 (H)
Bromoform	<0.001	<0.001	<0.001	<0.001
1,1,2,2-Tetrachloroethane	<0.002	<0.002	0.308(M)	<0.002
m-Dichlorobenzene	<0.02	<0.02	<0.02	<0.02
p-Dichlorobenzene	<0.09	<0.09	<0.09	<0.09
o-Dichlorobenzene	<0.02	<0.02	0.58 (L)	<0.02

(H) High confidence level (M) Medium confidence level (L) Low confidence level

TABLE A7. MULTIPLE DETECTOR SPECIATED UATMP DATA SUMMARY FOR DBMI

Sample Date	10/06/87	10/18/87	10/30/87	11/11/87	11/24/87
Sample ID	0002	0010	0042	0065	0091
Compound	Concentration, ppbv				
Acetylene	<1.00	<1.00	<1.00	<1.00	<1.00
Propylene	<0.10	<0.10	<0.10	<0.10	<0.10
Chloromethane	<0.20	<0.20	<0.20	<0.20	<0.20
Vinyl chloride	<0.20	<0.20	<0.20	<0.20	<0.20
1,3-Butadiene	<0.10	<0.10	<0.10	<0.10	<0.10
Bromomethane	<0.20	<0.20	<0.20	<0.20	<0.20
Chloroethane	<0.10	<0.10	<0.10	<0.10	<0.10
Methylene chloride	<0.11	<0.11	<0.11	<0.11	<0.11
trans-1,2-Dichloroethylene	<0.04	<0.04	<0.04	<0.04	<0.04
1,1-Dichloroethane	<0.04	<0.04	<0.04	<0.04	<0.04
Chloroprene	<0.06	<0.06	<0.06	<0.06	<0.06
Bromochloromethane	<0.003	<0.003	<0.003	<0.003	<0.003
Chloroform	<0.006	<0.006	<0.006	<0.006	<0.006
1,1,1-Trichloroethane	<0.001	<0.001	<0.001	<0.001	<0.001
Carbon tetrachloride	<0.001	<0.001	<0.001	<0.001	<0.001
1,2-Dichloroethane	<0.04	1.85 (L)	<0.04	<0.04	1.31 (L)
Benzene/1,2-Dichloroethane	<0.04	3.73 (L)	<0.04	<0.04	2.73 (H)
Benzene	<0.04	1.88 (L)	<0.04	<0.04	1.42 (H)
Trichloroethylene	<0.004	<0.004	<0.004	<0.004	<0.004
1,2-Dichloropropane	<0.04	<0.04	<0.04	<0.04	<0.04
Bromodichloromethane	<0.001	<0.001	<0.001	<0.001	<0.001
cis-1,3-Dichloropropylene	<0.04	<0.04	<0.04	<0.04	<0.04
Toluene	<0.02	1.51 (M)	1.56 (H)	0.69 (H)	1.19 (H)
n-Octane	<0.03	<0.03	<0.03	<0.03	<0.03
n-Octane/t-1,3-Dichloropropylene	<0.03	1.58 (H)	<0.03	<0.03	<0.03
trans-1,3-Dichloropropylene	<0.04	<0.04	<0.04	<0.04	<0.04
1,1,2-Trichloroethane	<0.02	<0.02	<0.02	<0.02	<0.02
Tetrachloroethylene	<0.07	<0.07	<0.07	<0.07	<0.07
Dibromochloromethane	<0.001	<0.001	<0.001	<0.001	<0.001
Chlorobenzene	<0.02	<0.02	<0.02	<0.02	<0.02
Ethylbenzene	<0.02	<0.02	<0.02	<0.02	<0.02
m/p-Xylene	8.57 (M)	8.39 (M)	9.37 (H)	4.60 (H)	1.88 (H)
Styrene/o-Xylene	<0.02	<0.02	<0.02	0.91 (M)	0.23 (H)
Bromoform	<0.001	<0.001	<0.001	<0.001	<0.001
1,1,2,2-Tetrachloroethane	<0.002	<0.002	<0.002	<0.002	<0.002
m-Dichlorobenzene	<0.02	<0.02	<0.02	<0.02	<0.02
p-Dichlorobenzene	<0.09	<0.09	<0.09	<0.09	<0.09
o-Dichlorobenzene	<0.02	<0.02	<0.02	<0.02	<0.02

(H) High confidence level (M) Medium confidence level (L) Low confidence level (Continued)

TABLE A7. DBMI (Continued)

Sample Date	12/07/87	12/18/87	12/29/87	01/11/88	01/11/88
Sample ID	0116	0139	0150	0181D	0182D
Compound	Concentration, ppbv				
Acetylene	<1.00	<1.00	<1.00	<1.00	<1.00
Propylene	<0.10	<0.10	<0.10	<0.10	<0.10
Chloromethane	<0.20	<0.20	<0.20	<0.20	<0.20
Vinyl chloride	<0.20	<0.20	<0.20	<0.20	<0.20
1,3-Butadiene	<0.10	<0.10	<0.10	<0.10	<0.10
Bromomethane	<0.20	<0.20	<0.20	<0.20	<0.20
Chloroethane	<0.10	<0.10	<0.10	<0.10	<0.10
Methylene chloride	<0.11	<0.11	<0.11	<0.11	<0.11
trans-1,2-Dichloroethylene	<0.04	<0.04	0.32 (M)	<0.04	<0.04
1,1-Dichloroethane	<0.04	<0.04	<0.04	<0.04	<0.04
Chloroprene	<0.06	<0.06	<0.06	<0.06	<0.06
Bromochloromethane	<0.003	<0.003	<0.003	<0.003	<0.003
Chloroform	<0.006	<0.006	<0.006	<0.006	<0.006
1,1,1-Trichloroethane	<0.001	<0.001	<0.001	<0.001	<0.001
Carbon tetrachloride	<0.001	<0.001	<0.001	<0.001	<0.001
1,2-Dichloroethane	<0.04	<0.04	<0.04	1.80 (L)	<0.04
Benzene/1,2-Dichloroethane	8.21 (H)	<0.04	<0.04	2.15 (L)	<0.04
Benzene	9.17 (H)	<0.04	<0.04	0.35 (L)	0.36 (L)
Trichloroethylene	<0.004	<0.004	<0.004	0.770(L)	<0.004
1,2-Dichloropropane	<0.04	0.87 (M)	<0.04	<0.04	<0.04
Bromodichloromethane	<0.001	<0.001	<0.001	<0.001	<0.001
cis-1,3-Dichloropropylene	<0.04	<0.04	<0.04	<0.04	<0.04
Toluene	2.14 (H)	0.62 (H)	1.05 (H)	0.56 (H)	0.82 (H)
n-Octane	<0.03	<0.03	<0.03	<0.03	<0.03
n-Octane/t-1,3-Dichloropropylene	<0.03	<0.03	0.76 (H)	<0.03	<0.03
trans-1,3-Dichloropropylene	<0.04	<0.04	<0.04	<0.04	<0.04
1,1,2-Trichloroethane	<0.02	<0.02	<0.02	0.22 (H)	<0.02
Tetrachloroethylene	<0.07	<0.07	0.23 (H)	<0.07	<0.07
Dibromochloromethane	<0.001	<0.001	<0.001	<0.001	<0.001
Chlorobenzene	2.36 (H)	0.08 (M)	<0.02	<0.02	<0.02
Ethylbenzene	<0.02	<0.02	<0.02	<0.02	<0.02
m/p-Xylene	9.32 (H)	2.71 (H)	3.37 (H)	0.86 (H)	1.61 (M)
Styrene/o-Xylene	4.87 (M)	0.68 (H)	<0.02	0.12 (H)	<0.02
Bromoform	<0.001	<0.001	<0.001	<0.001	<0.001
1,1,2,2-Tetrachloroethane	<0.002	<0.002	<0.002	<0.002	<0.002
m-Dichlorobenzene	<0.02	<0.02	<0.02	0.12 (M)	<0.02
p-Dichlorobenzene	<0.09	<0.09	<0.09	<0.09	<0.09
o-Dichlorobenzene	<0.02	<0.02	<0.02	<0.02	<0.02

(H) High confidence level (M) Medium confidence level (L) Low confidence level (Continued)

D Duplicate sample

TABLE A7. DBMI (Continued)

Sample Date	01/22/88	02/04/88	02/16/88	02/16/88	02/27/88
Sample ID	0196	0222	0239	0239R	0275D
Compound	Concentration, ppbv				
Acetylene	<1.00	<1.00	<1.00	<1.00	<1.00
Propylene	<0.10	<0.10	<0.10	<0.10	<0.10
Chloromethane	<0.20	<0.20	<0.20	<0.20	<0.20
Vinyl chloride	<0.20	<0.20	<0.20	<0.20	<0.20
1,3-Butadiene	<0.10	<0.10	<0.10	<0.10	<0.10
Bromomethane	<0.20	<0.20	<0.20	<0.20	<0.20
Chloroethane	<0.10	<0.10	<0.10	<0.10	<0.10
Methylene chloride	<0.11	<0.11	<0.11	<0.11	<0.11
trans-1,2-Dichloroethylene	<0.04	<0.04	0.59 (L)	<0.04	<0.04
1,1-Dichloroethane	<0.04	<0.04	<0.04	<0.04	<0.04
Chloroprene	<0.06	<0.06	<0.06	<0.06	<0.06
Bromochloromethane	<0.003	<0.003	<0.003	<0.003	<0.003
Chloroform	<0.006	<0.006	<0.006	<0.006	<0.006
1,1,1-Trichloroethane	0.050(M)	0.010(H)	0.104(H)	<0.001	0.110(L)
Carbon tetrachloride	<0.001	<0.001	<0.001	<0.001	<0.001
1,2-Dichloroethane	<0.04	<0.04	<0.04	<0.04	0.93 (L)
Benzene/1,2-Dichloroethane	<0.04	<0.04	<0.04	<0.04	1.02 (H)
Benzene	<0.04	0.24 (L)	<0.04	<0.04	0.09 (H)
Trichloroethylene	<0.004	<0.004	<0.004	<0.004	0.478(H)
1,2-Dichloropropane	<0.04	<0.04	<0.04	<0.04	<0.04
Bromodichloromethane	<0.001	<0.001	<0.001	<0.001	<0.001
cis-1,3-Dichloropropylene	<0.04	<0.04	<0.04	<0.04	<0.04
Toluene	0.72 (H)	1.44 (M)	0.51 (M)	0.51 (M)	0.56 (L)
n-Octane	<0.03	<0.03	<0.03	<0.03	<0.03
n-Octane/t-1,3-Dichloropropylene	<0.03	<0.03	<0.03	<0.03	<0.03
trans-1,3-Dichloropropylene	<0.04	<0.04	<0.04	<0.04	<0.04
1,1,2-Trichloroethane	<0.02	<0.02	<0.02	<0.02	<0.02
Tetrachloroethylene	<0.07	<0.07	<0.07	<0.07	<0.07
Dibromochloromethane	<0.001	<0.001	<0.001	<0.001	<0.001
Chlorobenzene	<0.02	<0.02	<0.02	<0.02	<0.02
Ethylbenzene	<0.02	<0.02	<0.02	<0.02	<0.02
m/p-Xylene	2.30 (H)	3.82 (H)	1.64 (H)	1.66 (H)	<0.04
Styrene/o-Xylene	0.49 (M)	0.89 (M)	0.28 (H)	0.28 (H)	<0.02
Bromoform	<0.001	<0.001	<0.001	<0.001	<0.001
1,1,2,2-Tetrachloroethane	<0.002	<0.002	<0.002	<0.002	<0.002
m-Dichlorobenzene	<0.02	<0.02	<0.02	<0.02	<0.02
p-Dichlorobenzene	<0.09	<0.09	0.59 (M)	0.66 (L)	<0.09
o-Dichlorobenzene	<0.02	<0.02	<0.02	<0.02	<0.02

(H) High confidence level (M) Medium confidence level (L) Low confidence level (Continued)
D Duplicate sample R Replicate analysis

TABLE A7. DBMI (Continued)

Sample Date	02/27/88	03/11/88	03/22/88	04/04/88	04/18/88
Sample ID	0276D	0293	0302	0327	0350
Compound	Concentration, ppbv				
Acetylene	<1.00	<1.00	<1.00	<1.00	<1.00
Propylene	<0.10	<0.10	<0.10	<0.10	<0.10
Chloromethane	<0.20	<0.20	<0.20	<0.20	<0.20
Vinyl chloride	<0.20	<0.20	<0.20	<0.20	<0.20
1,3-Butadiene	<0.10	<0.10	<0.10	<0.10	<0.10
Bromomethane	<0.20	<0.20	<0.20	<0.20	<0.20
Chloroethane	<0.10	<0.10	<0.10	<0.10	<0.10
Methylene chloride	<0.11	<0.11	<0.11	<0.11	<0.11
trans-1,2-Dichloroethylene	<0.04	<0.04	<0.04	<0.04	<0.04
1,1-Dichloroethane	<0.04	<0.04	<0.04	<0.04	<0.04
Chloroprene	<0.06	<0.06	<0.06	<0.06	<0.06
Bromochloromethane	<0.003	<0.003	<0.003	<0.003	<0.003
Chloroform	<0.006	<0.006	<0.006	<0.006	<0.006
1,1,1-Trichloroethane	<0.001	0.060(M)	0.075(M)	0.044(M)	0.231(L)
Carbon tetrachloride	<0.001	<0.001	<0.001	<0.001	<0.001
1,2-Dichloroethane	0.92 (L)	<0.04	<0.04	0.81 (L)	<0.04
Benzene/1,2-Dichloroethane	1.01 (H)	<0.04	<0.04	0.89 (H)	<0.04
Benzene	0.09 (H)	<0.04	<0.04	0.08 (H)	<0.04
Trichloroethylene	<0.004	<0.004	<0.004	<0.004	<0.004
1,2-Dichloropropane	<0.04	<0.04	<0.04	<0.04	<0.04
Bromodichloromethane	<0.001	<0.001	<0.001	<0.001	<0.001
cis-1,3-Dichloropropylene	<0.04	<0.04	<0.04	<0.04	<0.04
Toluene	0.62 (L)	1.23 (H)	0.72 (M)	1.22 (H)	0.61 (M)
n-Octane	0.68 (H)	<0.03	<0.03	<0.03	<0.03
n-Octane/t-1,3-Dichloropropylene	<0.03	<0.03	<0.03	<0.03	<0.03
trans-1,3-Dichloropropylene	<0.04	<0.04	<0.04	<0.04	<0.04
1,1,2-Trichloroethane	<0.02	<0.02	<0.02	<0.02	<0.02
Tetrachloroethylene	<0.07	<0.07	<0.07	0.13 (H)	0.15 (M)
Dibromochloromethane	<0.001	<0.001	<0.001	<0.001	<0.001
Chlorobenzene	<0.02	<0.02	<0.02	<0.02	<0.02
Ethylbenzene	<0.02	<0.02	<0.02	<0.02	0.80 (M)
m/p-Xylene	0.16 (L)	0.27 (H)	0.28 (L)	0.10 (H)	0.43 (H)
Styrene/o-Xylene	<0.02	<0.02	<0.02	<0.02	0.14 (H)
Bromoform	<0.001	<0.001	<0.001	<0.001	<0.001
1,1,2,2-Tetrachloroethane	<0.002	<0.002	<0.002	<0.002	<0.002
m-Dichlorobenzene	<0.02	<0.02	<0.02	<0.02	<0.02
p-Dichlorobenzene	<0.09	<0.09	<0.09	<0.09	<0.09
o-Dichlorobenzene	<0.02	<0.02	<0.02	<0.02	<0.02

(H) High confidence level (M) Medium confidence level (L) Low confidence level (Continued)
D Duplicate sample R Replicate analysis

TABLE A7. DBMI (Continued)

Sample Date	04/28/88	04/28/88	05/10/88	05/10/88	05/21/88
Sample ID	0365	0365R	0388D	0389D	0409
Compound	Concentration, ppbv				
Acetylene	<1.00	<1.00	<1.00	<1.00	<1.00
Propylene	<0.10	<0.10	<0.10	<0.10	<0.10
Chloromethane	<0.20	<0.20	<0.20	<0.20	<0.20
Vinyl chloride	<0.20	<0.20	<0.20	<0.20	<0.20
1,3-Butadiene	<0.10	<0.10	<0.10	<0.10	<0.10
Bromomethane	<0.20	<0.20	<0.20	<0.20	<0.20
Chloroethane	<0.10	<0.10	<0.10	<0.10	<0.10
Methylene chloride	<0.11	<0.11	<0.11	<0.11	<0.11
trans-1,2-Dichloroethylene	<0.04	<0.04	<0.04	<0.04	<0.04
1,1-Dichloroethane	<0.04	<0.04	<0.04	<0.04	<0.04
Chloroprene	<0.06	<0.06	<0.06	<0.06	<0.06
Bromochloromethane	<0.003	<0.003	<0.003	<0.003	<0.003
Chloroform	<0.006	<0.006	<0.006	<0.006	<0.006
1,1,1-Trichloroethane	<0.001	<0.001	<0.001	<0.001	<0.001
Carbon tetrachloride	<0.001	<0.001	<0.001	<0.001	<0.001
1,2-Dichloroethane	1.16 (L)	1.15 (L)	5.60 (L)	3.65 (L)	3.19 (L)
Benzene/1,2-Dichloroethane	1.25 (H)	1.24 (H)	5.84 (L)	3.88 (H)	5.30 (H)
Benzene	0.09 (H)	0.09 (H)	0.24 (L)	0.23 (H)	2.11 (H)
Trichloroethylene	<0.004	<0.004	<0.004	<0.004	<0.004
1,2-Dichloropropane	<0.04	<0.04	<0.04	<0.04	<0.04
Bromodichloromethane	<0.001	<0.001	<0.001	<0.001	<0.001
cis-1,3-Dichloropropylene	<0.04	<0.04	<0.04	<0.04	<0.04
Toluene	0.57 (M)	0.51 (M)	0.72 (L)	1.06 (H)	5.25 (H)
n-Octane	<0.03	<0.03	<0.03	<0.03	<0.03
n-Octane/t-1,3-Dichloropropylene	<0.03	<0.03	<0.03	<0.03	<0.03
trans-1,3-Dichloropropylene	<0.04	<0.04	<0.04	<0.04	<0.04
1,1,2-Trichloroethane	<0.02	<0.02	<0.02	<0.02	<0.02
Tetrachloroethylene	<0.07	<0.07	<0.07	<0.07	<0.07
Dibromochloromethane	<0.001	<0.001	<0.001	<0.001	<0.001
Chlorobenzene	<0.02	<0.02	<0.02	<0.02	0.61 (M)
Ethylbenzene	0.18 (M)	0.30 (L)	0.97 (H)	1.10 (L)	1.31 (H)
m/p-Xylene	0.22 (L)	0.18 (L)	0.34 (L)	0.28 (L)	4.77 (H)
Styrene/o-Xylene	<0.02	<0.02	0.36 (L)	0.24 (L)	1.38 (L)
Bromoform	<0.001	<0.001	<0.001	<0.001	<0.001
1,1,2,2-Tetrachloroethane	<0.002	<0.002	<0.002	<0.002	<0.002
m-Dichlorobenzene	<0.02	<0.02	<0.02	<0.02	<0.02
p-Dichlorobenzene	<0.09	<0.09	<0.09	0.28 (M)	<0.09
o-Dichlorobenzene	<0.02	<0.02	<0.02	<0.02	0.41 (L)

(H) High confidence level (M) Medium confidence level (L) Low confidence level (Continued)

D Duplicate sample R Replicate analysis

TABLE A7. DBMI (Continued)

Sample Date	06/03/88	06/16/88	06/26/88	07/11/88	07/21/88
Sample ID	0432	0450	0473	0493	0519
Compound	Concentration, ppbv				
Acetylene	<1.00	<1.00	<1.00	<1.00	<1.00
Propylene	<0.10	<0.10	<0.10	<0.10	<0.10
Chloromethane	<0.20	<0.20	<0.20	<0.20	<0.20
Vinyl chloride	<0.20	<0.20	<0.20	<0.20	<0.20
1,3-Butadiene	<0.10	<0.10	<0.10	<0.10	<0.10
Bromomethane	<0.20	<0.20	<0.20	7.14 (L)	<0.20
Chloroethane	<0.10	<0.10	<0.10	<0.10	<0.10
Methylene chloride	<0.11	<0.11	<0.11	<0.11	<0.11
trans-1,2-Dichloroethylene	<0.04	<0.04	<0.04	<0.04	<0.04
1,1-Dichloroethane	<0.04	<0.04	<0.04	<0.04	<0.04
Chloroprene	<0.06	<0.06	<0.06	<0.06	<0.06
Bromochloromethane	<0.003	<0.003	<0.003	<0.003	<0.003
Chloroform	<0.006	<0.006	<0.006	<0.006	<0.006
1,1,1-Trichloroethane	<0.001	0.877(M)	<0.001	<0.001	0.555(L)
Carbon tetrachloride	<0.001	<0.001	<0.001	<0.001	0.180(L)
1,2-Dichloroethane	0.22 (L)	0.96 (L)	0.33 (L)	<0.04	<0.04
Benzene/1,2-Dichloroethane	0.71 (M)	1.95 (H)	0.56 (H)	<0.04	<0.04
Benzene	0.49 (M)	0.99 (H)	0.23 (H)	0.96 (L)	2.00 (H)
Trichloroethylene	<0.004	<0.004	<0.004	<0.004	<0.004
1,2-Dichloropropane	<0.04	<0.04	<0.04	<0.04	<0.04
Bromodichloromethane	<0.001	<0.001	<0.001	<0.001	<0.001
cis-1,3-Dichloropropylene	<0.04	<0.04	<0.04	<0.04	<0.04
Toluene	4.15 (H)	2.50 (H)	0.71 (H)	2.28 (H)	3.30 (H)
n-Octane	<0.03	<0.03	<0.03	<0.03	<0.03
n-Octane/t-1,3-Dichloropropylene	<0.03	<0.03	<0.03	<0.03	<0.03
trans-1,3-Dichloropropylene	<0.04	<0.04	<0.04	<0.04	<0.04
1,1,2-Trichloroethane	<0.02	<0.02	<0.02	<0.02	<0.02
Tetrachloroethylene	<0.07	<0.07	<0.07	<0.07	<0.07
Dibromochloromethane	<0.001	<0.001	<0.001	<0.001	<0.001
Chlorobenzene	<0.02	<0.02	<0.02	<0.02	<0.02
Ethylbenzene	<0.02	<0.02	<0.02	0.33 (M)	0.49 (H)
m/p-Xylene	<0.04	2.68 (L)	0.54 (H)	2.19 (H)	3.35 (H)
Styrene/o-Xylene	<0.02	0.65 (L)	0.18 (H)	0.42 (H)	0.73 (H)
Bromoform	<0.001	<0.001	<0.001	<0.001	<0.001
1,1,2,2-Tetrachloroethane	<0.002	<0.002	<0.002	<0.002	<0.002
m-Dichlorobenzene	0.71 (L)	<0.02	0.16 (H)	<0.02	<0.02
p-Dichlorobenzene	<0.09	2.60 (M)	<0.09	<0.09	<0.09
o-Dichlorobenzene	<0.02	<0.02	<0.02	<0.02	<0.02

(H) High confidence level (M) Medium confidence level (L) Low confidence level (Continued)

TABLE A7. DBMI (Continued)

Sample Date	08/01/88	08/15/88	08/15/88	08/15/88	08/15/88
Sample ID	0537	0561D	0561R	0562D	0562R
Compound	Concentration, ppbv				
Acetylene	<1.00	<1.00	<1.00	<1.00	<1.00
Propylene	<0.10	<0.10	<0.10	<0.10	<0.10
Chloromethane	<0.20	<0.20	<0.20	<0.20	<0.20
Vinyl chloride	0.45 (H)	<0.20	<0.20	<0.20	<0.20
1,3-Butadiene	<0.10	<0.10	<0.10	<0.10	<0.10
Bromomethane	<0.20	<0.20	<0.20	<0.20	<0.20
Chloroethane	<0.10	<0.10	<0.10	<0.10	<0.10
Methylene chloride	<0.11	<0.11	<0.11	<0.11	<0.11
trans-1,2-Dichloroethylene	<0.04	<0.04	0.12 (H)	<0.04	<0.04
1,1-Dichloroethane	<0.04	<0.04	<0.04	<0.04	<0.04
Chloroprene	<0.06	0.34 (H)	0.47 (H)	<0.06	<0.06
Bromochloromethane	<0.003	<0.003	<0.003	<0.003	<0.003
Chloroform	<0.006	<0.006	<0.006	<0.006	<0.006
1,1,1-Trichloroethane	<0.001	0.628(H)	0.624(H)	0.637(H)	0.695(M)
Carbon tetrachloride	<0.001	<0.001	<0.001	<0.001	<0.001
1,2-Dichloroethane	<0.04	<0.04	<0.04	<0.04	<0.04
Benzene/1,2-Dichloroethane	<0.04	<0.04	<0.04	<0.04	<0.04
Benzene	0.83 (H)	1.57 (H)	1.48 (H)	1.44 (H)	1.75 (H)
Trichloroethylene	<0.004	<0.004	<0.004	<0.004	<0.004
1,2-Dichloropropane	<0.04	<0.04	<0.04	<0.04	<0.04
Bromodichloromethane	<0.001	<0.001	<0.001	<0.001	<0.001
cis-1,3-Dichloropropylene	<0.04	<0.04	<0.04	<0.04	<0.04
Toluene	1.43 (H)	2.56 (H)	2.70 (L)	2.53 (L)	2.85 (L)
n-Octane	<0.03	<0.03	<0.03	<0.03	<0.03
n-Octane/t-1,3-Dichloropropylene	<0.03	<0.03	<0.03	<0.03	<0.03
trans-1,3-Dichloropropylene	<0.04	<0.04	<0.04	<0.04	<0.04
1,1,2-Trichloroethane	<0.02	<0.02	<0.02	<0.02	<0.02
Tetrachloroethylene	<0.07	<0.07	<0.07	<0.07	<0.07
Dibromochloromethane	<0.001	<0.001	<0.001	<0.001	<0.001
Chlorobenzene	0.10 (H)	<0.02	<0.02	<0.02	<0.02
Ethylbenzene	0.20 (H)	0.32 (H)	0.35 (H)	0.33 (H)	0.39 (H)
m/p-Xylene	1.79 (H)	2.04 (H)	2.20 (H)	2.09 (H)	2.22 (H)
Styrene/o-Xylene	0.30 (H)	0.53 (H)	0.59 (H)	0.49 (M)	0.57 (L)
Bromoform	<0.001	<0.001	<0.001	<0.001	<0.001
1,1,2,2-Tetrachloroethane	<0.002	<0.002	<0.002	<0.002	<0.002
m-Dichlorobenzene	<0.02	<0.02	<0.02	<0.02	<0.02
p-Dichlorobenzene	<0.09	<0.09	<0.09	<0.09	<0.09
o-Dichlorobenzene	<0.02	<0.02	<0.02	<0.02	<0.02

(H) High confidence level (M) Medium confidence level (L) Low confidence level (Continued)
D Duplicate sample R Replicate analysis

TABLE A7. DBMI (Continued)

Sample Date	08/26/88	08/26/88	09/08/88
Sample ID	0592D	0593D	0611
Compound	Concentration, ppbv		
Acetylene	<1.00	<1.00	<1.00
Propylene	5.36 (M)	4.38 (L)	6.88 (L)
Chloromethane	<0.20	<0.20	<0.20
Vinyl chloride	<0.20	<0.20	<0.20
1,3-Butadiene	0.12 (L)	0.15 (M)	<0.10
Bromomethane	<0.20	<0.20	<0.20
Chloroethane	0.91 (L)	0.35 (L)	0.34 (L)
Methylene chloride	<0.11	<0.11	<0.11
trans-1,2-Dichloroethylene	<0.04	<0.04	<0.04
1,1-Dichloroethane	0.05 (L)	0.09 (L)	<0.04
Chloroprene	<0.06	<0.06	<0.06
Bromochloromethane	<0.003	<0.003	<0.003
Chloroform	1.720(L)	1.864(M)	<0.006
1,1,1-Trichloroethane	0.620(L)	0.658(H)	0.751(M)
Carbon tetrachloride	<0.001	<0.001	<0.001
1,2-Dichloroethane	<0.04	<0.04	<0.04
Benzene/1,2-Dichloroethane	<0.04	<0.04	<0.04
Benzene	0.93 (L)	0.75 (H)	1.33 (H)
Trichloroethylene	<0.004	<0.004	<0.004
1,2-Dichloropropane	0.46 (H)	<0.04	<0.04
Bromodichloromethane	<0.001	<0.001	<0.001
cis-1,3-Dichloropropylene	<0.04	<0.04	<0.04
Toluene	1.75 (H)	1.87 (H)	5.61 (H)
n-Octane	<0.03	<0.03	<0.03
n-Octane/t-1,3-Dichloropropylene	<0.03	<0.03	0.03
trans-1,3-Dichloropropylene	<0.04	<0.04	<0.04
1,1,2-Trichloroethane	<0.02	<0.02	<0.02
Tetrachloroethylene	<0.07	0.07 (M)	0.30 (L)
Dibromochloromethane	<0.001	<0.001	<0.001
Chlorobenzene	<0.02	<0.02	<0.02
Ethylbenzene	0.49 (H)	0.52 (M)	1.42 (H)
m/p-Xylene	2.68 (H)	2.96 (H)	10.01 (H)
Styrene/o-Xylene	0.52 (H)	0.57 (H)	1.15 (H)
Bromoform	<0.001	<0.001	<0.001
1,1,2,2-Tetrachloroethane	0.110(H)	0.321(H)	<0.002
m-Dichlorobenzene	<0.02	<0.02	<0.02
p-Dichlorobenzene	<0.09	<0.09	<0.09
o-Dichlorobenzene	<0.02	<0.02	<0.02

(H) High confidence level (M) Medium confidence level (L) Low confidence level
D Duplicate sample R Replicate analysis

TABLE A8. MULTIPLE DETECTOR SPECIATED UATMP DATA SUMMARY FOR DLTX

Sample Date	09/30/87	10/12/87	10/24/87	10/24/87	11/05/87
Sample ID	0001	0023	0054	0054R	0050
Compound	Concentration, ppbv				
Acetylene	<1.00	<1.00	<1.00	<1.00	<1.00
Propylene	<0.10	<0.10	<0.10	<0.10	<0.10
Chloromethane	<0.20	<0.20	<0.20	<0.20	<0.20
Vinyl chloride	<0.20	<0.20	<0.20	<0.20	<0.20
1,3-Butadiene	<0.10	<0.10	<0.10	<0.10	<0.10
Bromomethane	<0.20	<0.20	<0.20	<0.20	<0.20
Chloroethane	<0.10	<0.10	<0.10	<0.10	<0.10
Methylene chloride	<0.11	<0.11	<0.11	<0.11	<0.11
trans-1,2-Dichloroethylene	<0.04	<0.04	<0.04	<0.04	<0.04
1,1-Dichloroethane	<0.04	<0.04	<0.04	<0.04	<0.04
Chloroprene	<0.06	<0.06	<0.06	<0.06	<0.06
Bromochloromethane	<0.003	<0.003	<0.003	<0.003	<0.003
Chloroform	<0.006	<0.006	<0.006	<0.006	<0.006
1,1,1-Trichloroethane	<0.001	<0.001	<0.001	<0.001	<0.001
Carbon tetrachloride	<0.001	<0.001	<0.001	<0.001	<0.001
1,2-Dichloroethane	<0.04	<0.04	<0.04	<0.04	<0.04
Benzene/1,2-Dichloroethane	<0.04	<0.04	<0.04	<0.04	<0.04
Benzene	<0.04	<0.04	<0.04	<0.04	<0.04
Trichloroethylene	<0.004	<0.004	<0.004	<0.004	<0.004
1,2-Dichloropropane	<0.04	<0.04	<0.04	<0.04	<0.04
Bromodichloromethane	<0.001	<0.001	<0.001	<0.001	<0.001
cis-1,3-Dichloropropylene	<0.04	<0.04	<0.04	<0.04	<0.04
Toluene	1.47 (H)	1.62 (M)	1.16 (L)	1.07 (M)	2.00 (M)
n-Octane	<0.03	<0.03	<0.03	<0.03	<0.03
n-Octane/t-1,3-Dichloropropylene	<0.03	<0.03	<0.03	<0.03	<0.03
trans-1,3-Dichloropropylene	<0.04	<0.04	<0.04	<0.04	<0.04
1,1,2-Trichloroethane	<0.02	<0.02	<0.02	<0.02	<0.02
Tetrachloroethylene	<0.07	<0.07	<0.07	<0.07	<0.07
Dibromochloromethane	<0.001	<0.001	<0.001	<0.001	<0.001
Chlorobenzene	<0.02	<0.02	<0.02	<0.02	<0.02
Ethylbenzene	<0.02	<0.02	<0.02	<0.02	<0.02
m/p-Xylene	4.76 (H)	6.54 (L)	3.76 (M)	4.85 (L)	9.37 (H)
Styrene/o-Xylene	1.37 (M)	<0.02	<0.02	<0.02	<0.02
Bromoform	<0.001	<0.001	<0.001	<0.001	<0.001
1,1,2,2-Tetrachloroethane	<0.002	<0.002	<0.002	<0.002	<0.002
m-Dichlorobenzene	<0.02	<0.02	<0.02	<0.02	<0.02
p-Dichlorobenzene	<0.09	<0.09	<0.09	<0.09	<0.09
o-Dichlorobenzene	<0.02	<0.02	<0.02	<0.02	<0.02

(H) High confidence level (M) Medium confidence level (L) Low confidence level (Continued)
R Replicate sample

TABLE A8. DLTX (Continued)

Sample Date	11/17/87	11/29/87	12/11/87	12/23/87	01/06/88
Sample ID	0078	0095	0127	0143	01690
Compound	Concentration, ppbv				
Acetylene	<1.00	<1.00	<1.00	<1.00	<1.00
Propylene	<0.10	<0.10	<0.10	<0.10	<0.10
Chloromethane	<0.20	<0.20	<0.20	<0.20	<0.20
Vinyl chloride	<0.20	<0.20	<0.20	<0.20	<0.20
1,3-Butadiene	<0.10	<0.10	<0.10	<0.10	<0.10
Bromomethane	<0.20	<0.20	<0.20	<0.20	<0.20
Chloroethane	<0.10	<0.10	<0.10	<0.10	<0.10
Methylene chloride	<0.11	<0.11	<0.11	<0.11	9.06 (L)
trans-1,2-Dichloroethylene	<0.04	<0.04	<0.04	<0.04	1.90 (H)
1,1-Dichloroethane	<0.04	<0.04	<0.04	<0.04	<0.04
Chloroprene	<0.06	<0.06	<0.06	<0.06	<0.06
Bromochloromethane	<0.003	<0.003	<0.003	<0.003	<0.003
Chloroform	<0.006	<0.006	<0.006	<0.006	<0.006
1,1,1-Trichloroethane	<0.001	<0.001	<0.001	<0.001	0.102(H)
Carbon tetrachloride	<0.001	<0.001	<0.001	<0.001	<0.001
1,2-Dichloroethane	0.93 (L)	<0.04	0.68 (L)	<0.04	<0.04
Benzene/1,2-Dichloroethane	1.78 (H)	<0.04	2.07 (H)	<0.04	<0.04
Benzene	0.85 (H)	<0.04	1.39 (H)	<0.04	<0.04
Trichloroethylene	<0.004	<0.004	<0.004	<0.004	<0.004
1,2-Dichloropropane	<0.04	<0.04	0.93 (M)	<0.04	<0.04
Bromodichloromethane	<0.001	<0.001	<0.001	<0.001	<0.001
cis-1,3-Dichloropropylene	<0.04	<0.04	<0.04	<0.04	<0.04
Toluene	1.94 (H)	2.66 (H)	<0.02	<0.02	0.41 (H)
n-Octane	<0.03	<0.03	<0.03	<0.03	<0.03
n-Octane/t-1,3-Dichloropropylene	0.44 (H)	<0.03	<0.03	<0.03	<0.03
trans-1,3-Dichloropropylene	0.28 (H)	<0.04	<0.04	<0.04	<0.04
1,1,2-Trichloroethane	<0.02	<0.02	<0.02	<0.02	<0.02
Tetrachloroethylene	<0.07	<0.07	0.81 (M)	<0.07	<0.07
Dibromochloromethane	<0.001	<0.001	<0.001	<0.001	<0.001
Chlorobenzene	<0.02	<0.02	<0.02	<0.02	<0.02
Ethylbenzene	<0.02	<0.02	<0.02	<0.02	<0.02
m/p-Xylene	2.98 (H)	3.53 (H)	5.26 (H)	<0.04	1.02 (H)
Styrene/o-Xylene	0.64 (M)	0.96 (H)	0.88 (H)	<0.02	0.21 (H)
Bromoform	<0.001	<0.001	<0.001	<0.001	<0.001
1,1,2,2-Tetrachloroethane	<0.002	<0.002	<0.002	<0.002	<0.002
m-Dichlorobenzene	<0.02	<0.02	<0.02	<0.02	0.06 (L)
p-Dichlorobenzene	<0.09	1.13 (M)	<0.09	<0.09	<0.09
o-Dichlorobenzene	<0.02	<0.02	<0.02	<0.02	<0.02

(H) High confidence level (M) Medium confidence level (L) Low confidence level (Continued)

D Duplicate sample

TABLE A8. DLTX (Continued)

Sample Date	01/06/88	01/16/88	01/28/88	02/09/88	02/21/88
Sample ID	0170D	0197	0219	0243	0253
Compound	Concentration, ppbv				
Acetylene	<1.00	<1.00	<1.00	<1.00	<1.00
Propylene	<0.10	<0.10	<0.10	<0.10	<0.10
Chloromethane	<0.20	<0.20	<0.20	<0.20	<0.20
Vinyl chloride	<0.20	<0.20	<0.20	<0.20	<0.20
1,3-Butadiene	<0.10	<0.10	<0.10	<0.10	<0.10
Bromomethane	<0.20	<0.20	<0.20	<0.20	<0.20
Chloroethane	<0.10	<0.10	<0.10	<0.10	<0.10
Methylene chloride	7.92 (M)	<0.11	<0.11	<0.11	<0.11
trans-1,2-Dichloroethylene	<0.04	<0.04	0.25 (M)	<0.04	<0.04
1,1-Dichloroethane	<0.04	<0.04	<0.04	<0.04	<0.04
Chloroprene	<0.06	<0.06	<0.06	<0.06	<0.06
Bromochloromethane	<0.003	<0.003	<0.003	<0.003	<0.003
Chloroform	<0.006	<0.006	<0.006	<0.006	<0.006
1,1,1-Trichloroethane	<0.001	<0.001	0.099(H)	0.061(H)	0.026(L)
Carbon tetrachloride	<0.001	<0.001	<0.001	<0.001	<0.001
1,2-Dichloroethane	<0.04	1.08 (L)	1.24 (L)	1.75 (L)	<0.04
Benzene/1,2-Dichloroethane	<0.04	1.19 (H)	1.30 (H)	1.86 (M)	<0.04
Benzene	<0.04	0.11 (H)	0.06 (H)	0.11 (M)	<0.04
Trichloroethylene	<0.004	<0.004	<0.004	<0.004	<0.004
1,2-Dichloropropane	<0.04	<0.04	<0.04	<0.04	<0.04
Bromodichloromethane	<0.001	<0.001	<0.001	<0.001	<0.001
cis-1,3-Dichloropropylene	<0.04	<0.04	1.01 (M)	<0.04	<0.04
Toluene	0.41 (H)	<0.02	0.67 (H)	1.33 (L)	0.97 (H)
n-Octane	<0.03	<0.03	<0.03	<0.03	<0.03
n-Octane/t-1,3-Dichloropropylene	<0.03	<0.03	<0.03	<0.03	<0.03
trans-1,3-Dichloropropylene	<0.04	<0.04	1.00 (M)	<0.04	<0.04
1,1,2-Trichloroethane	<0.02	<0.02	<0.02	<0.02	<0.02
Tetrachloroethylene	0.07 (L)	<0.07	<0.07	0.31 (M)	<0.07
Dibromochloromethane	<0.001	<0.001	<0.001	<0.001	<0.001
Chlorobenzene	<0.02	<0.02	<0.02	<0.02	<0.02
Ethylbenzene	<0.02	<0.02	<0.02	<0.02	<0.02
m/p-Xylene	1.11 (H)	2.60 (H)	1.50 (H)	3.66 (H)	1.72 (L)
Styrene/o-Xylene	0.28 (H)	0.92 (H)	<0.02	0.89 (M)	<0.02
Bromoform	<0.001	<0.001	<0.001	<0.001	<0.001
1,1,2,2-Tetrachloroethane	<0.002	<0.002	<0.002	<0.002	<0.002
m-Dichlorobenzene	<0.02	<0.02	<0.02	<0.02	<0.02
p-Dichlorobenzene	<0.09	3.49 (H)	<0.09	<0.09	<0.09
o-Dichlorobenzene	0.15 (M)	<0.02	<0.02	<0.02	<0.02

(H) High confidence level (M) Medium confidence level (L) Low confidence level (Continued)
D Duplicate sample

TABLE A8. DLTX (Continued)

Sample Date	03/05/88	03/16/88	03/28/88	04/09/88	04/21/88
Sample ID	0261	0283	0330	0339	0354D
Compound	Concentration, ppbv				
Acetylene	<1.00	<1.00	<1.00	<1.00	<1.00
Propylene	<0.10	<0.10	<0.10	<0.10	<0.10
Chloromethane	<0.20	<0.20	<0.20	<0.20	<0.20
Vinyl chloride	<0.20	<0.20	<0.20	<0.20	<0.20
1,3-Butadiene	<0.10	<0.10	<0.10	<0.10	<0.10
Bromomethane	<0.20	<0.20	<0.20	<0.20	<0.20
Chloroethane	<0.10	<0.10	<0.10	<0.10	<0.10
Methylene chloride	<0.11	<0.11	<0.11	<0.11	<0.11
trans-1,2-Dichloroethylene	<0.04	<0.04	<0.04	<0.04	<0.04
1,1-Dichloroethane	<0.04	<0.04	<0.04	<0.04	<0.04
Chloroprene	<0.06	<0.06	<0.06	<0.06	<0.06
Bromochloromethane	<0.003	<0.003	<0.003	<0.003	<0.003
Chloroform	<0.006	<0.006	<0.006	<0.006	<0.006
1,1,1-Trichloroethane	0.094(M)	<0.001	0.103(H)	<0.001	0.337(H)
Carbon tetrachloride	<0.001	<0.001	0.227(L)	<0.001	<0.001
1,2-Dichloroethane	1.12 (L)	1.15 (L)	0.45 (L)	1.19 (L)	0.93 (L)
Benzene/1,2-Dichloroethane	1.23 (H)	1.26 (H)	0.50 (H)	1.33 (H)	1.00 (H)
Benzene	0.11 (H)	0.11 (H)	0.05 (H)	0.14 (H)	0.07 (H)
Trichloroethylene	<0.004	<0.004	<0.004	<0.004	<0.004
1,2-Dichloropropane	<0.04	<0.04	<0.04	<0.04	<0.04
Bromodichloromethane	<0.001	<0.001	<0.001	<0.001	<0.001
cis-1,3-Dichloropropylene	<0.04	<0.04	<0.04	<0.04	<0.04
Toluene	0.67 (L)	0.62 (L)	0.92 (H)	1.82 (H)	0.84 (H)
n-Octane	<0.03	<0.03	<0.03	<0.03	<0.03
n-Octane/t-1,3-Dichloropropylene	<0.03	<0.03	<0.03	<0.03	<0.03
trans-1,3-Dichloropropylene	<0.04	<0.04	<0.04	<0.04	<0.04
1,1,2-Trichloroethane	<0.02	<0.02	<0.02	<0.02	<0.02
Tetrachloroethylene	<0.07	<0.07	<0.07	0.33 (L)	<0.07
Dibromochloromethane	<0.001	<0.001	<0.001	<0.001	<0.001
Chlorobenzene	<0.02	<0.02	<0.02	<0.02	<0.02
Ethylbenzene	<0.02	<0.02	<0.02	<0.02	<0.02
m/p-Xylene	<0.04	<0.04	0.09 (H)	0.27 (L)	0.16 (L)
Styrene/o-Xylene	<0.02	0.09 (M)	<0.02	0.15 (L)	0.28 (M)
Bromoform	<0.001	<0.001	<0.001	<0.001	<0.001
1,1,2,2-Tetrachloroethane	<0.002	<0.002	<0.002	<0.002	<0.002
m-Dichlorobenzene	<0.02	<0.02	0.04 (L)	<0.02	0.14 (L)
p-Dichlorobenzene	<0.09	<0.09	0.86 (H)	<0.09	2.58 (L)
o-Dichlorobenzene	0.24 (M)	<0.02	<0.02	<0.02	<0.02

(H) High confidence level (M) Medium confidence level (L) Low confidence level (Continued)

D Duplicate sample

TABLE A8. DLTX (Continued)

Sample Date	04/21/88	05/05/88	05/15/88	05/27/88	05/27/88
Sample ID	0355D	0383	0396	0417	0417R
Compound	Concentration, ppbv				
Acetylene	<1.00	<1.00	<1.00	<1.00	<1.00
Propylene	<0.10	<0.10	<0.10	<0.10	<0.10
Chloromethane	<0.20	<0.20	<0.20	<0.20	<0.20
Vinyl chloride	<0.20	<0.20	<0.20	<0.20	<0.20
1,3-Butadiene	<0.10	<0.10	<0.10	<0.10	<0.10
Bromomethane	<0.20	<0.20	<0.20	<0.20	<0.20
Chloroethane	<0.10	<0.10	<0.10	<0.10	<0.10
Methylene chloride	<0.11	<0.11	<0.11	<0.11	<0.11
trans-1,2-Dichloroethylene	<0.04	<0.04	<0.04	<0.04	<0.04
1,1-Dichloroethane	<0.04	<0.04	<0.04	<0.04	<0.04
Chloroprene	<0.06	<0.06	<0.06	<0.06	0.10 (H)
Bromochloromethane	<0.003	0.142(M)	<0.003	<0.003	<0.003
Chloroform	<0.006	<0.006	<0.006	<0.006	<0.006
1,1,1-Trichloroethane	0.289(H)	<0.001	11.316(H)	0.856(M)	0.799(L)
Carbon tetrachloride	<0.001	<0.001	<0.001	<0.001	<0.001
1,2-Dichloroethane	0.87 (L)	0.70 (L)	1.79 (L)	1.69 (L)	1.51 (L)
Benzene/1,2-Dichloroethane	0.94 (H)	0.76 (H)	5.86 (M)	2.82 (H)	2.90 (H)
Benzene	0.07 (H)	0.06 (H)	4.07 (M)	1.13 (H)	1.39 (H)
Trichloroethylene	<0.004	<0.004	1.450(M)	<0.004	<0.004
1,2-Dichloropropane	<0.04	<0.04	<0.04	<0.04	<0.04
Bromodichloromethane	<0.001	<0.001	<0.001	<0.001	<0.001
cis-1,3-Dichloropropylene	<0.04	<0.04	<0.04	<0.04	<0.04
Toluene	0.87 (H)	0.87 (M)	92.45 (H)	3.70 (L)	3.82 (H)
n-Octane	<0.03	<0.03	1.97 (M)	0.50 (L)	0.53 (H)
n-Octane/t-1,3-Dichloropropylene	<0.03	<0.03	<0.03	<0.03	<0.03
trans-1,3-Dichloropropylene	<0.04	<0.04	<0.04	<0.04	<0.04
1,1,2-Trichloroethane	<0.02	<0.02	<0.02	<0.02	<0.02
Tetrachloroethylene	<0.07	<0.07	0.54 (L)	<0.07	<0.07
Dibromochloromethane	<0.001	<0.001	<0.001	<0.001	<0.001
Chlorobenzene	<0.02	<0.02	0.61 (M)	<0.02	<0.02
Ethylbenzene	0.36 (M)	<0.02	1.41 (M)	<0.02	<0.02
m/p-Xylene	0.14 (L)	<0.04	6.95 (H)	2.78 (L)	2.97 (L)
Styrene/o-Xylene	0.12 (M)	0.05 (L)	3.39 (H)	0.98 (L)	1.21 (M)
Bromoform	<0.001	<0.001	<0.001	<0.001	<0.001
1,1,2,2-Tetrachloroethane	<0.002	<0.002	<0.002	0.346(H)	<0.002
m-Dichlorobenzene	<0.02	<0.02	<0.02	<0.02	<0.02
p-Dichlorobenzene	<0.09	0.30 (L)	<0.09	<0.09	<0.09
o-Dichlorobenzene	<0.02	<0.02	0.71 (L)	<0.02	<0.02

(H) High confidence level (M) Medium confidence level (L) Low confidence level (Continued)
D Duplicate sample R Replicate analysis

TABLE A8. DLTX (Continued)

Sample Date	06/08/88	06/20/88	07/02/88	07/14/88	07/14/88
Sample ID	0445	0461	0485	0507	0507R
Compound	Concentration, ppbv				
Acetylene	<1.00	<1.00	<1.00	<1.00	<1.00
Propylene	<0.10	<0.10	<0.10	<0.10	<0.10
Chloromethane	<0.20	<0.20	<0.20	<0.20	<0.20
Vinyl chloride	<0.20	<0.20	<0.20	<0.20	<0.20
1,3-Butadiene	<0.10	<0.10	<0.10	<0.10	<0.10
Bromomethane	<0.20	<0.20	<0.20	<0.20	<0.20
Chloroethane	<0.10	<0.10	<0.10	<0.10	<0.10
Methylene chloride	<0.11	<0.11	<0.11	<0.11	<0.11
trans-1,2-Dichloroethylene	1.08 (H)	<0.04	<0.04	<0.04	<0.04
1,1-Dichloroethane	<0.04	<0.04	<0.04	<0.04	<0.04
Chloroprene	<0.06	<0.06	<0.06	<0.06	<0.06
Bromochloromethane	<0.003	<0.003	<0.003	<0.003	<0.003
Chloroform	<0.006	<0.006	<0.006	<0.006	<0.006
1,1,1-Trichloroethane	0.793(H)	0.740(H)	0.752(L)	<0.001	<0.001
Carbon tetrachloride	<0.001	<0.001	<0.001	<0.001	<0.001
1,2-Dichloroethane	0.54 (L)	0.61 (L)	<0.04	<0.04	<0.04
Benzene/1,2-Dichloroethane	1.18 (H)	1.24 (H)	<0.04	<0.04	<0.04
Benzene	0.64 (H)	0.63 (H)	0.87 (L)	0.37 (H)	0.37 (H)
Trichloroethylene	<0.004	<0.004	<0.004	<0.004	<0.004
1,2-Dichloropropane	<0.04	<0.04	<0.04	<0.04	<0.04
Bromodichloromethane	<0.001	<0.001	<0.001	<0.001	<0.001
cis-1,3-Dichloropropylene	<0.04	0.16 (M)	<0.04	<0.04	<0.04
Toluene	5.19 (L)	1.83 (L)	2.72 (L)	1.08 (H)	1.04 (L)
n-Octane	<0.03	<0.03	<0.03	<0.03	<0.03
n-Octane/t-1,3-Dichloropropylene	<0.03	<0.03	<0.03	<0.03	<0.03
trans-1,3-Dichloropropylene	<0.04	<0.04	<0.04	<0.04	<0.04
1,1,2-Trichloroethane	<0.02	<0.02	<0.02	<0.02	<0.02
Tetrachloroethylene	<0.07	<0.07	<0.07	<0.07	<0.07
Dibromochloromethane	<0.001	<0.001	<0.001	<0.001	<0.001
Chlorobenzene	<0.02	<0.02	<0.02	<0.02	<0.02
Ethylbenzene	<0.02	0.23 (H)	0.31 (H)	<0.02	<0.02
m/p-Xylene	1.78 (L)	1.50 (H)	1.92 (H)	0.71 (H)	0.61 (M)
Styrene/o-Xylene	0.74 (H)	0.56 (M)	0.44 (H)	0.15 (L)	0.12 (H)
Bromoform	<0.001	<0.001	<0.001	<0.001	<0.001
1,1,2,2-Tetrachloroethane	0.217(H)	<0.002	<0.002	<0.002	<0.002
m-Dichlorobenzene	<0.02	0.30 (H)	<0.02	<0.02	<0.02
p-Dichlorobenzene	<0.09	<0.09	<0.09	<0.09	<0.09
o-Dichlorobenzene	<0.02	<0.02	<0.02	<0.02	<0.02

(H) High confidence level (M) Medium confidence level (L) Low confidence level (Continued)

R Replicate analysis

TABLE A8. DLTX (Continued)

Sample Date	07/27/88	08/07/88	08/07/88	08/20/88	08/31/88
Sample ID	0529	0555D	0556D	0580	0601
Compound	Concentration, ppbv				
Acetylene	<1.00	<1.00	<1.00	<1.00	<1.00
Propylene	<0.10	<0.10	<0.10	<0.10	3.93 (L)
Chloromethane	<0.20	<0.20	<0.20	<0.20	0.29 (L)
Vinyl chloride	<0.20	<0.20	<0.20	<0.20	<0.20
1,3-Butadiene	<0.10	<0.10	<0.10	0.30 (M)	<0.10
Bromomethane	<0.20	<0.20	<0.20	<0.20	<0.20
Chloroethane	<0.10	<0.10	<0.10	<0.10	<0.10
Methylene chloride	<0.11	<0.11	<0.11	<0.11	1.51 (L)
trans-1,2-Dichloroethylene	<0.04	<0.04	<0.04	<0.04	<0.04
1,1-Dichloroethane	<0.04	<0.04	<0.04	<0.04	0.03 (L)
Chloroprene	<0.06	<0.06	<0.06	<0.06	<0.06
Bromochloromethane	<0.003	<0.003	<0.003	<0.003	<0.003
Chloroform	<0.006	<0.006	<0.006	<0.006	<0.006
1,1,1-Trichloroethane	<0.001	0.334(L)	0.353 (H)	1.118(H)	0.510(L)
Carbon tetrachloride	<0.001	<0.001	<0.001	<0.001	<0.001
1,2-Dichloroethane	<0.04	<0.04	<0.04	<0.04	<0.04
Benzene/1,2-Dichloroethane	<0.04	<0.04	<0.04	<0.04	<0.04
Benzene	0.46 (M)	0.54 (H)	0.68 (M)	2.06 (H)	1.01 (L)
Trichloroethylene	<0.004	<0.004	<0.004	0.356(L)	0.346(M)
1,2-Dichloropropane	<0.04	<0.04	<0.04	<0.04	<0.04
Bromodichloromethane	<0.001	<0.001	<0.001	<0.001	<0.001
cis-1,3-Dichloropropylene	<0.04	<0.04	<0.04	<0.04	<0.04
Toluene	<0.02	1.04 (L)	1.05 (L)	3.97 (L)	1.40 (H)
n-Octane	<0.03	<0.03	<0.03	<0.03	<0.03
n-Octane/t-1,3-Dichloropropylene	<0.03	<0.03	<0.03	<0.03	<0.03
trans-1,3-Dichloropropylene	<0.04	<0.04	<0.04	<0.04	<0.04
1,1,2-Trichloroethane	<0.02	<0.02	<0.02	<0.02	<0.02
Tetrachloroethylene	<0.07	<0.07	<0.07	0.14 (M)	0.25 (L)
Dibromochloromethane	<0.001	<0.001	<0.001	<0.001	<0.001
Chlorobenzene	<0.02	<0.02	<0.02	<0.02	<0.02
Ethylbenzene	0.16 (H)	0.11 (M)	0.12 (H)	0.03 (H)	0.19 (H)
m/p-Xylene	0.95 (H)	0.70 (H)	0.81 (H)	0.78 (H)	1.10 (H)
Styrene/o-Xylene	0.21 (H)	0.11 (L)	0.19 (H)	0.60 (H)	0.29 (H)
Bromoform	<0.001	<0.001	<0.001	<0.001	<0.001
1,1,2,2-Tetrachloroethane	<0.002	<0.002	<0.002	<0.002	<0.002
m-Dichlorobenzene	<0.02	<0.02	<0.02	<0.02	<0.02
p-Dichlorobenzene	<0.09	<0.09	<0.09	<0.09	<0.09
o-Dichlorobenzene	<0.02	<0.02	<0.02	<0.02	<0.02

(H) High confidence level (M) Medium confidence level (L) Low confidence level (Continued)

D Duplicate sample

TABLE A8. DLTX (Continued)

Sample Date	09/12/88	09/24/88
Sample ID	0625	0653
Compound	Concentration, ppbv	
Acetylene	<1.00	<1.00
Propylene	4.37 (H)	<0.10
Chloromethane	<0.20	<0.20
Vinyl chloride	<0.20	<0.20
1,3-Butadiene	<0.10	<0.10
Bromomethane	<0.20	<0.20
Chloroethane	<0.10	<0.10
Methylene chloride	<0.11	<0.11
trans-1,2-Dichloroethylene	0.78 (L)	<0.04
1,1-Dichloroethane	<0.04	0.09 (L)
Chloroprene	0.45 (H)	<0.06
Bromochloromethane	<0.003	<0.003
Chloroform	<0.006	<0.006
1,1,1-Trichloroethane	0.325 (L)	0.759(H)
Carbon tetrachloride	<0.001	<0.001
1,2-Dichloroethane	<0.04	<0.04
Benzene/1,2-Dichloroethane	<0.04	<0.04
Benzene	0.72 (H)	0.72 (H)
Trichloroethylene	<0.004	0.480(H)
1,2-Dichloropropane	<0.04	<0.04
Bromodichloromethane	<0.001	<0.001
cis-1,3-Dichloropropylene	<0.04	<0.04
Toluene	1.51 (M)	1.76 (M)
n-Octane	<0.03	<0.03
n-Octane/t-1,3-Dichloropropylene	<0.03	<0.03
trans-1,3-Dichloropropylene	0.21 (L)	<0.04
1,1,2-Trichloroethane	<0.02	0.11 (L)
Tetrachloroethylene	<0.07	0.14 (H)
Dibromochloromethane	<0.001	<0.001
Chlorobenzene	<0.02	<0.02
Ethylbenzene	0.18 (H)	<0.02
m/p-Xylene	1.12 (H)	1.21 (H)
Styrene/o-Xylene	0.31 (M)	0.31 (H)
Bromoform	<0.001	<0.001
1,1,2,2-Tetrachloroethane	<0.002	<0.002
m-Dichlorobenzene	<0.02	<0.02
p-Dichlorobenzene	<0.09	<0.09
o-Dichlorobenzene	<0.02	<0.02

(H) High confidence level (M) Medium confidence level (L) Low confidence level

TABLE A9. MULTIPLE DETECTOR SPECIATED UATMP DATA SUMMARY FOR DTMI

Sample Date	10/06/87	10/18/87	10/30/87	10/30/87	12/04/87
Sample ID	0004	0011	0035	0035R	0117
Compound	Concentration, ppbv				
Acetylene	<1.00	<1.00	<1.00	<1.00	<1.00
Propylene	<0.10	<0.10	<0.10	<0.10	<0.10
Chloromethane	<0.20	<0.20	<0.20	<0.20	<0.20
Vinyl chloride	<0.20	<0.20	<0.20	<0.20	<0.20
1,3-Butadiene	<0.10	<0.10	<0.10	<0.10	<0.10
Bromomethane	<0.20	<0.20	<0.20	<0.20	<0.20
Chloroethane	<0.10	<0.10	<0.10	<0.10	<0.10
Methylene chloride	<0.11	<0.11	<0.11	<0.11	<0.11
trans-1,2-Dichloroethylene	<0.04	<0.04	<0.04	<0.04	<0.04
1,1-Dichloroethane	<0.04	<0.04	<0.04	<0.04	<0.04
Chloroprene	<0.06	<0.06	0.39 (M)	0.77 (L)	<0.06
Bromochloromethane	<0.003	<0.003	<0.003	<0.003	<0.003
Chloroform	<0.006	<0.006	<0.006	<0.006	<0.006
1,1,1-Trichloroethane	<0.001	<0.001	<0.001	<0.001	<0.001
Carbon tetrachloride	<0.001	<0.001	<0.001	<0.001	<0.001
1,2-Dichloroethane	<0.04	<0.04	<0.04	<0.04	2.96
Benzene/1,2-Dichloroethane	<0.04	<0.04	<0.04	<0.04	5.87 (M)
Benzene	<0.04	<0.04	<0.04	<0.04	2.91 (M)
Trichloroethylene	<0.004	<0.004	<0.004	<0.004	<0.004
1,2-Dichloropropane	<0.04	<0.04	<0.04	<0.04	<0.04
Bromodichloromethane	<0.001	<0.001	<0.001	<0.001	<0.001
cis-1,3-Dichloropropylene	<0.04	<0.04	<0.04	<0.04	<0.04
Toluene	<0.02	<0.02	3.13 (L)	3.07 (L)	<0.02
n-Octane	<0.03	<0.03	<0.03	<0.03	<0.03
n-Octane/t-1,3-Dichloropropylene	<0.03	<0.03	1.69 (H)	1.44 (H)	<0.03
trans-1,3-Dichloropropylene	<0.04	<0.04	<0.04	<0.04	<0.04
1,1,2-Trichloroethane	<0.02	<0.02	<0.02	<0.02	<0.02
Tetrachloroethylene	<0.07	<0.07	<0.07	<0.07	12.76 (M)
Dibromochloromethane	<0.001	<0.001	<0.001	<0.001	<0.001
Chlorobenzene	<0.02	<0.02	<0.02	<0.02	<0.02
Ethylbenzene	<0.02	<0.02	<0.02	<0.02	<0.02
m/p-Xylene	13.57 (M)	9.86 (M)	11.98 (H)	11.21 (H)	9.76 (H)
Styrene/o-Xylene	<0.02	<0.02	<0.02	<0.02	<0.02
Bromoform	<0.001	<0.001	<0.001	<0.001	<0.001
1,1,2,2-Tetrachloroethane	<0.002	<0.002	<0.002	<0.002	<0.002
m-Dichlorobenzene	<0.02	<0.02	<0.02	<0.02	<0.02
p-Dichlorobenzene	<0.09	<0.09	<0.09	<0.09	<0.09
o-Dichlorobenzene	<0.02	<0.02	<0.02	<0.02	<0.02

(H) High confidence level (M) Medium confidence level (L) Low confidence level (Continued)
R Replicate analysis

TABLE A9. DTMI (Continued)

Sample Date	12/17/87	12/29/87	01/10/88	01/10/88	01/22/88
Sample ID	0140	0157	0178D	0179D	0198
Compound	Concentration, ppbv				
Acetylene	<1.00	<1.00	<1.00	<1.00	<1.00
Propylene	<0.10	<0.10	<0.10	<0.10	<0.10
Chloromethane	<0.20	<0.20	<0.20	<0.20	<0.20
Vinyl chloride	<0.20	<0.20	<0.20	<0.20	<0.20
1,3-Butadiene	<0.10	<0.10	<0.10	<0.10	<0.10
Bromomethane	<0.20	<0.20	<0.20	<0.20	<0.20
Chloroethane	<0.10	<0.10	<0.10	<0.10	<0.10
Methylene chloride	<0.11	<0.11	<0.11	<0.11	<0.11
trans-1,2-Dichloroethylene	<0.04	3.59 (H)	<0.04	<0.04	<0.04
1,1-Dichloroethane	<0.04	<0.04	<0.04	<0.04	<0.04
Chloroprene	<0.06	<0.06	<0.06	<0.06	<0.06
Bromochloromethane	<0.003	<0.003	<0.003	<0.003	<0.003
Chloroform	<0.006	<0.006	<0.006	<0.006	<0.006
1,1,1-Trichloroethane	<0.001	<0.001	<0.001	0.043(H)	<0.001
Carbon tetrachloride	<0.001	<0.001	<0.001	<0.001	<0.001
1,2-Dichloroethane	1.78 (L)	0.42 (L)	<0.04	<0.04	<0.04
Benzene/1,2-Dichloroethane	2.93 (M)	1.22 (H)	<0.04	<0.04	<0.04
Benzene	1.15 (M)	0.80 (M)	<0.04	<0.04	<0.04
Trichloroethylene	<0.004	<0.004	<0.004	<0.004	<0.004
1,2-Dichloropropane	<0.04	0.97 (H)	<0.04	<0.04	<0.04
Bromodichloromethane	<0.001	<0.001	<0.001	<0.001	<0.001
cis-1,3-Dichloropropylene	<0.04	<0.04	<0.04	<0.04	<0.04
Toluene	2.05 (H)	1.39 (H)	0.62 (H)	0.62 (H)	1.28 (H)
n-Octane	<0.03	<0.03	<0.03	<0.03	<0.03
n-Octane/t-1,3-Dichloropropylene	4.56 (H)	<0.03	<0.03	<0.03	<0.03
trans-1,3-Dichloropropylene	0.59 (H)	<0.04	<0.04	<0.04	<0.04
1,1,2-Trichloroethane	1.64 (M)	<0.02	<0.02	<0.02	<0.02
Tetrachloroethylene	<0.07	0.69 (M)	<0.07	<0.07	<0.07
Dibromochloromethane	<0.001	<0.001	<0.001	<0.001	<0.001
Chlorobenzene	1.81 (M)	0.28 (M)	<0.02	<0.02	<0.02
Ethylbenzene	<0.02	<0.02	<0.02	<0.02	<0.02
m/p-Xylene	5.03 (H)	5.07 (H)	0.75 (H)	0.47 (H)	4.54 (L)
Styrene/o-Xylene	<0.02	1.09 (H)	0.15 (H)	0.12 (H)	<0.02
Bromoform	<0.001	<0.001	<0.001	<0.001	<0.001
1,1,2,2-Tetrachloroethane	<0.002	<0.002	<0.002	<0.002	<0.002
m-Dichlorobenzene	<0.02	0.41 (M)	<0.02	<0.02	<0.02
p-Dichlorobenzene	<0.09	1.72 (M)	<0.09	<0.09	<0.09
o-Dichlorobenzene	<0.02	<0.02	0.08 (M)	<0.02	<0.02

(H) High confidence level (M) Medium confidence level (L) Low confidence level (Continued)

D Duplicate sample

TABLE A9. DTMI (Continued)

Sample Date	02/03/88	02/15/88	02/27/88	03/10/88	03/10/88
Sample ID	0215	0238	0274	0294	0294R
Compound	Concentration, ppbv				
Acetylene	<1.00	<1.00	<1.00	<1.00	<1.00
Propylene	<0.10	<0.10	<0.10	<0.10	<0.10
Chloromethane	<0.20	<0.20	<0.20	<0.20	<0.20
Vinyl chloride	<0.20	<0.20	<0.20	<0.20	<0.20
1,3-Butadiene	<0.10	<0.10	<0.10	<0.10	<0.10
Bromomethane	<0.20	<0.20	<0.20	<0.20	<0.20
Chloroethane	<0.10	<0.10	<0.10	<0.10	<0.10
Methylene chloride	<0.11	<0.11	<0.11	<0.11	<0.11
trans-1,2-Dichloroethylene	<0.04	<0.04	<0.04	<0.04	<0.04
1,1-Dichloroethane	<0.04	<0.04	<0.04	<0.04	<0.04
Chloroprene	<0.06	<0.06	<0.06	<0.06	<0.06
Bromochloromethane	<0.003	<0.003	<0.003	<0.003	<0.003
Chloroform	<0.006	<0.006	<0.006	<0.006	<0.006
1,1,1-Trichloroethane	<0.001	0.091(H)	0.056(H)	0.064(L)	0.056(H)
Carbon tetrachloride	<0.001	<0.001	<0.001	<0.001	<0.001
1,2-Dichloroethane	<0.04	<0.04	<0.04	<0.04	<0.04
Benzene/1,2-Dichloroethane	<0.04	<0.04	<0.04	<0.04	<0.04
Benzene	<0.04	<0.04	<0.04	<0.04	<0.04
Trichloroethylene	<0.004	<0.004	<0.004	<0.004	<0.004
1,2-Dichloropropane	<0.04	<0.04	<0.04	<0.04	<0.04
Bromodichloromethane	<0.001	<0.001	<0.001	<0.001	<0.001
cis-1,3-Dichloropropylene	<0.04	<0.04	<0.04	<0.04	<0.04
Toluene	1.74 (M)	0.97 (M)	1.33 (M)	1.13 (M)	1.02 (L)
n-Octane	<0.03	<0.03	<0.03	<0.03	<0.03
n-Octane/t-1,3-Dichloropropylene	<0.03	<0.03	<0.03	<0.03	<0.03
trans-1,3-Dichloropropylene	<0.04	<0.04	<0.04	<0.04	<0.04
1,1,2-Trichloroethane	<0.02	<0.02	<0.02	<0.02	<0.02
Tetrachloroethylene	<0.07	0.08 (M)	<0.07	<0.07	<0.07
Dibromochloromethane	<0.001	<0.001	<0.001	<0.001	<0.001
Chlorobenzene	<0.02	<0.02	<0.02	<0.02	0.06 (L)
Ethylbenzene	<0.02	<0.02	<0.02	<0.02	<0.02
m/p-Xylene	4.54 (H)	3.38 (H)	1.05 (H)	0.61 (H)	0.64 (H)
Styrene/o-Xylene	1.04 (H)	0.92 (M)	0.28 (H)	0.18 (H)	0.21 (H)
Bromoform	<0.001	<0.001	<0.001	<0.001	<0.001
1,1,2,2-Tetrachloroethane	<0.002	<0.002	<0.002	<0.002	<0.002
m-Dichlorobenzene	<0.02	<0.02	<0.02	0.03 (M)	<0.02
p-Dichlorobenzene	<0.09	<0.09	<0.09	<0.09	<0.09
o-Dichlorobenzene	<0.02	<0.02	<0.02	<0.02	<0.02

(H) High confidence level (M) Medium confidence level (L) Low confidence level (Continued)
R Replicate analysis

TABLE A9. DTMI (Continued)

Sample Date	03/22/88	04/03/88	04/15/88	04/27/88	05/09/88
Sample ID	0304	0328	0351	0366	0384
Compound	Concentration, ppbv				
Acetylene	<1.00	<1.00	<1.00	<1.00	<1.00
Propylene	<0.10	<0.10	<0.10	<0.10	<0.10
Chloromethane	<0.20	<0.20	<0.20	<0.20	<0.20
Vinyl chloride	<0.20	<0.20	<0.20	<0.20	<0.20
1,3-Butadiene	<0.10	<0.10	<0.10	<0.10	<0.10
Bromomethane	<0.20	<0.20	<0.20	<0.20	<0.20
Chloroethane	<0.10	<0.10	<0.10	<0.10	<0.10
Methylene chloride	<0.11	<0.11	<0.11	<0.11	<0.11
trans-1,2-Dichloroethylene	<0.04	<0.04	<0.04	<0.04	<0.04
1,1-Dichloroethane	<0.04	<0.04	<0.04	<0.04	<0.04
Chloroprene	<0.06	<0.06	<0.06	<0.06	<0.06
Bromochloromethane	<0.003	<0.003	<0.003	<0.003	<0.003
Chloroform	<0.006	<0.006	<0.006	<0.006	<0.006
1,1,1-Trichloroethane	<0.001	<0.001	<0.001	0.842(H)	<0.001
Carbon tetrachloride	<0.001	<0.001	<0.001	<0.001	<0.001
1,2-Dichloroethane	<0.04	<0.04	<0.04	0.81 (L)	3.61 (L)
Benzene/1,2-Dichloroethane	<0.04	<0.04	<0.04	0.92 (M)	3.71 (L)
Benzene	<0.04	<0.04	<0.04	0.11 (M)	0.10 (L)
Trichloroethylene	<0.004	<0.004	<0.004	<0.004	<0.004
1,2-Dichloropropane	<0.04	<0.04	<0.04	<0.04	<0.04
Bromodichloromethane	<0.001	<0.001	<0.001	<0.001	<0.001
cis-1,3-Dichloropropylene	<0.04	<0.04	<0.04	<0.04	<0.04
Toluene	0.82 (H)	1.94 (H)	1.26 (M)	0.55 (L)	1.26 (M)
n-Octane	0.14 (H)	1.01 (M)	<0.03	<0.03	0.89 (H)
n-Octane/t-1,3-Dichloropropylene	<0.03	<0.03	<0.03	<0.03	<0.03
trans-1,3-Dichloropropylene	<0.04	<0.04	<0.04	<0.04	<0.04
1,1,2-Trichloroethane	<0.02	<0.02	<0.02	<0.02	<0.02
Tetrachloroethylene	<0.07	<0.07	0.07 (L)	0.27 (H)	<0.07
Dibromochloromethane	<0.001	<0.001	<0.001	<0.001	<0.001
Chlorobenzene	<0.02	0.28 (L)	<0.02	<0.02	0.15 (H)
Ethylbenzene	<0.02	<0.02	0.48 (H)	<0.02	1.06 (H)
m/p-Xylene	0.26 (M)	0.66 (L)	0.44 (H)	0.27 (H)	0.45 (H)
Styrene/o-Xylene	<0.02	0.52 (H)	0.23 (H)	0.19 (M)	0.21 (L)
Bromoform	<0.001	<0.001	<0.001	<0.001	<0.001
1,1,2,2-Tetrachloroethane	<0.002	<0.002	<0.002	<0.002	<0.002
m-Dichlorobenzene	<0.02	<0.02	<0.02	<0.02	0.06 (L)
p-Dichlorobenzene	<0.09	1.08 (M)	<0.09	<0.09	0.61 (M)
o-Dichlorobenzene	<0.02	<0.02	<0.02	<0.02	<0.02

(H) High confidence level (M) Medium confidence level (L) Low confidence level (Continued)

TABLE A9. DTMI (Continued)

Sample Date	05/21/88	05/21/88	06/02/88	06/02/88	06/15/88
Sample ID	0412D	0413D	0426	0426R	0449
Compound	Concentration, ppbv				
Acetylene	<1.00	<1.00	<1.00	<1.00	<1.00
Propylene	<0.10	<0.10	<0.10	<0.10	<0.10
Chloromethane	<0.20	<0.20	<0.20	<0.20	<0.20
Vinyl chloride	<0.20	<0.20	<0.20	<0.20	<0.20
1,3-Butadiene	<0.10	<0.10	<0.10	<0.10	<0.10
Bromomethane	<0.20	<0.20	<0.20	<0.20	<0.20
Chloroethane	<0.10	<0.10	<0.10	<0.10	<0.10
Methylene chloride	<0.11	<0.11	<0.11	<0.11	<0.11
trans-1,2-Dichloroethylene	<0.04	<0.04	0.62 (M)	<0.04	<0.04
1,1-Dichloroethane	<0.04	<0.04	<0.04	<0.04	<0.04
Chloroprene	<0.06	<0.06	<0.06	<0.06	<0.06
Bromochloromethane	<0.003	<0.003	<0.003	<0.003	<0.003
Chloroform	<0.006	<0.006	<0.006	<0.006	<0.006
1,1,1-Trichloroethane	1.182(L)	1.206(L)	<0.001	<0.001	<0.001
Carbon tetrachloride	<0.001	<0.001	<0.001	<0.001	<0.001
1,2-Dichloroethane	2.74 (L)	3.93 (L)	0.97 (L)	2.20 (L)	1.45 (L)
Benzene/1,2-Dichloroethane	5.76 (H)	6.91 (H)	1.99 (H)	3.15 (M)	3.30 (M)
Benzene	3.02 (H)	2.98 (H)	1.02 (H)	0.95 (M)	1.85 (M)
Trichloroethylene	<0.004	<0.004	<0.004	<0.004	<0.004
1,2-Dichloropropane	<0.04	<0.04	<0.04	<0.04	<0.04
Bromodichloromethane	<0.001	<0.001	<0.001	<0.001	<0.001
cis-1,3-Dichloropropylene	<0.04	<0.04	<0.04	<0.04	<0.04
Toluene	5.40 (M)	5.84 (H)	5.75 (H)	3.46 (M)	5.48 (M)
n-Octane	<0.03	0.77 (L)	<0.03	<0.03	0.84 (H)
n-Octane/t-1,3-Dichloropropylene	<0.03	<0.03	<0.03	<0.03	<0.03
trans-1,3-Dichloropropylene	<0.04	<0.04	<0.04	<0.04	<0.04
1,1,2-Trichloroethane	<0.02	<0.02	<0.02	<0.02	<0.02
Tetrachloroethylene	<0.07	<0.07	<0.07	<0.07	<0.07
Dibromochloromethane	<0.001	<0.001	<0.001	<0.001	<0.001
Chlorobenzene	<0.02	<0.02	<0.02	0.54 (L)	<0.02
Ethylbenzene	0.72 (L)	0.91 (M)	<0.02	<0.02	<0.02
m/p-Xylene	5.18 (M)	5.34 (M)	2.74 (L)	4.34 (L)	5.80 (M)
Styrene/o-Xylene	1.37 (L)	1.46 (L)	1.03 (L)	1.52 (M)	1.81 (L)
Bromoform	<0.001	<0.001	<0.001	<0.001	<0.001
1,1,2,2-Tetrachloroethane	<0.002	<0.002	<0.002	<0.002	<0.002
m-Dichlorobenzene	0.23 (L)	<0.02	0.66 (L)	1.01 (M)	0.33 (H)
p-Dichlorobenzene	<0.09	<0.09	7.04 (L)	9.68 (L)	2.95 (H)
o-Dichlorobenzene	<0.02	<0.02	<0.02	<0.02	1.62 (L)

(H) High confidence level (M) Medium confidence level (L) Low confidence level (Continued)
D Duplicate sample R Replicate analysis

TABLE A9. DTMI (Continued)

Sample Date	06/26/88	07/08/88	07/20/88	08/08/88	08/15/88
Sample ID	0474	0492	0518	0550	0565
Compound	Concentration, ppbv				
Acetylene	<1.00	<1.00	<1.00	<1.00	<1.00
Propylene	<0.10	<0.10	7.42 (H)	6.21 (H)	<0.10
Chloromethane	<0.20	<0.20	<0.20	<0.20	<0.20
Vinyl chloride	<0.20	<0.20	<0.20	<0.20	<0.20
1,3-Butadiene	<0.10	<0.10	<0.10	<0.10	<0.10
Bromomethane	<0.20	<0.20	<0.20	<0.20	<0.20
Chloroethane	<0.10	10.34 (L)	<0.10	<0.10	<0.10
Methylene chloride	<0.11	<0.11	<0.11	<0.11	<0.11
trans-1,2-Dichloroethylene	<0.04	<0.04	<0.04	<0.04	<0.04
1,1-Dichloroethane	<0.04	<0.04	<0.04	<0.04	<0.04
Chloroprene	<0.06	<0.06	<0.06	<0.06	<0.06
Bromochloromethane	<0.003	<0.003	<0.003	<0.003	<0.003
Chloroform	<0.006	<0.006	<0.006	<0.006	<0.006
1,1,1-Trichloroethane	0.450(H)	<0.001	0.585(L)	<0.001	0.549(M)
Carbon tetrachloride	<0.001	<0.001	<0.001	<0.001	<0.001
1,2-Dichloroethane	<0.04	<0.04	<0.04	<0.04	<0.04
Benzene/1,2-Dichloroethane	<0.04	<0.04	<0.04	<0.04	<0.04
Benzene	<0.04	2.84 (M)	2.71 (H)	1.87 (H)	1.61 (H)
Trichloroethylene	<0.004	0.700(H)	<0.004	<0.004	<0.004
1,2-Dichloropropane	<0.04	<0.04	<0.04	<0.04	<0.04
Bromodichloromethane	<0.001	<0.001	<0.001	<0.001	<0.001
cis-1,3-Dichloropropylene	<0.04	<0.04	<0.04	<0.04	<0.04
Toluene	1.74 (H)	21.10 (H)	4.78 (H)	3.17 (H)	3.33 (H)
n-Octane	<0.03	<0.03	<0.03	<0.03	<0.03
n-Octane/t-1,3-Dichloropropylene	<0.03	<0.03	<0.03	<0.03	<0.03
trans-1,3-Dichloropropylene	<0.04	<0.04	<0.04	<0.04	<0.04
1,1,2-Trichloroethane	<0.02	<0.02	<0.02	<0.02	0.13 (L)
Tetrachloroethylene	<0.07	1.03 (M)	1.22 (M)	<0.07	<0.07
Dibromochloromethane	<0.001	<0.001	<0.001	<0.001	<0.001
Chlorobenzene	<0.02	1.42 (H)	<0.02	<0.02	<0.02
Ethylbenzene	0.19 (H)	1.93 (H)	0.74 (H)	0.44 (H)	0.45 (H)
m/p-Xylene	1.34 (H)	10.17 (H)	5.54 (H)	3.25 (H)	2.94 (H)
Styrene/o-Xylene	0.29 (M)	3.65 (H)	1.34 (H)	0.78 (H)	0.71 (H)
Bromoform	<0.001	<0.001	<0.001	<0.001	<0.001
1,1,2,2-Tetrachloroethane	<0.002	<0.002	<0.002	<0.002	<0.002
m-Dichlorobenzene	<0.02	<0.02	<0.02	<0.02	<0.02
p-Dichlorobenzene	<0.09	<0.09	<0.09	<0.09	<0.09
o-Dichlorobenzene	<0.02	<0.02	<0.02	<0.02	<0.02

(H) High confidence level (M) Medium confidence level (L) Low confidence level (Continued)

TABLE A9. DTMI (Continued)

Sample Date	08/25/88	09/18/88	09/18/88	09/18/88	09/18/88
Sample ID	0590	0614D	0614R	0615D	0615R
Compound	Concentration, ppbv				
Acetylene	<1.00	<1.00	<1.00	<1.00	<1.00
Propylene	<0.10	3.92 (H)	3.71 (L)	4.03 (H)	3.60 (M)
Chloromethane	<0.20	<0.20	<0.20	<0.20	<0.20
Vinyl chloride	<0.20	<0.20	<0.20	<0.20	<0.20
1,3-Butadiene	0.27 (M)	0.43 (M)	<0.10	0.40 (L)	0.34 (M)
Bromomethane	<0.20	<0.20	<0.20	<0.20	<0.20
Chloroethane	1.90 (L)	<0.10	<0.10	<0.10	<0.10
Methylene chloride	15.96 (L)	<0.11	<0.11	<0.11	<0.11
trans-1,2-Dichloroethylene	<0.04	0.17 (H)	<0.04	<0.04	<0.04
1,1-Dichloroethane	<0.04	<0.04	<0.04	<0.04	<0.04
Chloroprene	<0.06	<0.06	<0.06	<0.06	<0.06
Bromochloromethane	<0.003	<0.003	<0.003	<0.003	<0.003
Chloroform	<0.006	<0.006	<0.006	<0.006	<0.006
1,1,1-Trichloroethane	2.009(M)	0.518(L)	0.491(L)	0.479(M)	0.641(L)
Carbon tetrachloride	<0.001	<0.001	<0.001	<0.001	<0.001
1,2-Dichloroethane	<0.04	<0.04	<0.04	<0.04	<0.04
Benzene/1,2-Dichloroethane	<0.04	<0.04	<0.04	<0.04	<0.04
Benzene	2.51 (H)	2.06 (H)	1.80 (H)	2.00 (H)	2.04 (H)
Trichloroethylene	0.239(M)	<0.004	<0.004	<0.004	<0.004
1,2-Dichloropropane	<0.04	<0.04	<0.04	<0.04	<0.04
Bromodichloromethane	<0.001	<0.001	<0.001	<0.001	<0.001
cis-1,3-Dichloropropylene	<0.04	<0.04	<0.04	<0.04	<0.04
Toluene	7.66 (H)	4.84 (H)	4.31 (H)	5.05 (H)	4.40 (H)
n-Octane	0.20 (L)	0.16 (L)	0.16 (L)	0.19 (M)	0.20 (L)
n-Octane/t-1,3-Dichloropropylene	<0.03	<0.03	<0.03	<0.03	<0.03
trans-1,3-Dichloropropylene	<0.04	<0.04	<0.04	<0.04	<0.04
1,1,2-Trichloroethane	<0.02	<0.02	<0.02	<0.02	<0.02
Tetrachloroethylene	<0.07	<0.07	<0.07	<0.07	0.28 (M)
Dibromochloromethane	<0.001	<0.001	<0.001	<0.001	<0.001
Chlorobenzene	0.25 (L)	0.11 (L)	0.08 (L)	0.11 (L)	0.12 (L)
Ethylbenzene	0.76 (H)	0.54 (H)	0.53 (H)	0.51 (H)	0.51 (H)
m/p-Xylene	4.45 (H)	3.37 (H)	3.23 (H)	3.34 (H)	3.21 (H)
Styrene/o-Xylene	1.16 (H)	1.02 (H)	0.92 (H)	0.97 (H)	0.97 (H)
Bromoform	<0.001	<0.001	<0.001	<0.001	<0.001
1,1,2,2-Tetrachloroethane	<0.002	<0.002	<0.002	<0.002	<0.002
m-Dichlorobenzene	<0.02	<0.02	<0.02	<0.02	<0.02
p-Dichlorobenzene	<0.09	<0.09	<0.09	<0.09	<0.09
o-Dichlorobenzene	<0.02	<0.02	<0.02	<0.02	<0.02

(H) High confidence level (M) Medium confidence level (L) Low confidence level
D Duplicate sample R Replicate analysis

TABLE A10. MULTIPLE DETECTOR SPECIATED UATMP DATA SUMMARY FOR H1TX

Sample Date	10/06/87	10/20/87	11/01/87	11/01/87	11/13/87
Sample ID	0031	0057	0053	0053R	0071
Compound	Concentration, ppbv				
Acetylene	<1.00	<1.00	<1.00	<1.00	<1.00
Propylene	<0.10	<0.10	<0.10	<0.10	<0.10
Chloromethane	<0.20	<0.20	<0.20	<0.20	<0.20
Vinyl chloride	<0.20	<0.20	<0.20	<0.20	<0.20
1,3-Butadiene	<0.10	<0.10	<0.10	<0.10	<0.10
Bromomethane	<0.20	<0.20	<0.20	<0.20	<0.20
Chloroethane	<0.10	<0.10	<0.10	<0.10	<0.10
Methylene chloride	<0.11	<0.11	<0.11	<0.11	<0.11
trans-1,2-Dichloroethylene	<0.04	<0.04	<0.04	<0.04	<0.04
1,1-Dichloroethane	<0.04	<0.04	<0.04	<0.04	<0.04
Chloroprene	<0.06	<0.06	<0.06	<0.06	0.24 (H)
Bromochloromethane	<0.003	<0.003	<0.003	<0.003	<0.003
Chloroform	<0.006	<0.006	<0.006	<0.006	<0.006
1,1,1-Trichloroethane	<0.001	<0.001	<0.001	<0.001	26.932(M)
Carbon tetrachloride	<0.001	<0.001	<0.001	<0.001	<0.001
1,2-Dichloroethane	2.01 (L)	1.38 (L)	0.64 (L)	0.99 (L)	0.56 (L)
Benzene/1,2-Dichloroethane	3.66 (L)	3.79 (M)	2.58 (M)	3.04 (M)	5.85 (H)
Benzene	1.65 (L)	2.41 (M)	1.94 (M)	2.05 (M)	5.29 (H)
Trichloroethylene	<0.004	<0.004	<0.004	<0.004	<0.004
1,2-Dichloropropane	<0.04	<0.04	<0.04	<0.04	<0.04
Bromodichloromethane	<0.001	<0.001	<0.001	<0.001	<0.001
cis-1,3-Dichloropropylene	<0.04	<0.04	<0.04	<0.04	<0.04
Toluene	4.37 (M)	2.54 (H)	1.84 (M)	1.76 (L)	112.53 (H)
n-Octane	<0.03	<0.03	<0.03	<0.03	<0.03
n-Octane/t-1,3-Dichloropropylene	<0.03	<0.03	<0.03	<0.03	<0.03
trans-1,3-Dichloropropylene	<0.04	<0.04	<0.04	<0.04	<0.04
1,1,2-Trichloroethane	<0.02	<0.02	<0.02	<0.02	<0.02
Tetrachloroethylene	<0.07	<0.07	<0.07	<0.07	<0.07
Dibromochloromethane	<0.001	<0.001	<0.001	<0.001	<0.001
Chlorobenzene	1.64 (H)	<0.02	<0.02	<0.02	<0.02
Ethylbenzene	<0.02	<0.02	<0.02	<0.02	<0.02
m/p-Xylene	13.77 (H)	9.94 (M)	5.82 (M)	5.21 (M)	43.94 (H)
Styrene/o-Xylene	3.37 (H)	0.99 (L)	<0.02	<0.02	17.80 (H)
Bromoform	<0.001	<0.001	<0.001	<0.001	<0.001
1,1,2,2-Tetrachloroethane	<0.002	<0.002	<0.002	<0.002	<0.002
m-Dichlorobenzene	<0.02	<0.02	<0.02	<0.02	<0.02
p-Dichlorobenzene	<0.09	<0.09	<0.09	<0.09	4.42 (M)
o-Dichlorobenzene	<0.02	<0.02	<0.02	<0.02	2.00 (H)

(H) High confidence level (M) Medium confidence level (L) Low confidence level (Continued)
R Replicate analysis

TABLE A10. H1TX (Continued)

Sample Date	11/25/87	12/08/87	12/21/87	01/13/88	01/25/88
Sample ID	0093	0118	0144	0184	0208D
Compound	Concentration, ppbv				
Acetylene	<1.00	<1.00	<1.00	<1.00	<1.00
Propylene	<0.10	<0.10	<0.10	<0.10	<0.10
Chloromethane	<0.20	<0.20	<0.20	<0.20	<0.20
Vinyl chloride	<0.20	<0.20	<0.20	<0.20	<0.20
1,3-Butadiene	<0.10	<0.10	<0.10	<0.10	<0.10
Bromomethane	<0.20	<0.20	<0.20	<0.20	<0.20
Chloroethane	<0.10	<0.10	<0.10	<0.10	<0.10
Methylene chloride	<0.11	<0.11	<0.11	<0.11	<0.11
trans-1,2-Dichloroethylene	<0.04	0.20 (M)	<0.04	<0.04	<0.04
1,1-Dichloroethane	<0.04	<0.04	<0.04	<0.04	<0.04
Chloroprene	<0.06	<0.06	<0.06	<0.06	<0.06
Bromochloromethane	<0.003	<0.003	<0.003	<0.003	0.099(H)
Chloroform	<0.006	<0.006	<0.006	<0.006	0.548(M)
1,1,1-Trichloroethane	<0.001	<0.001	<0.001	<0.001	0.262(H)
Carbon tetrachloride	<0.001	<0.001	<0.001	<0.001	<0.001
1,2-Dichloroethane	0.84 (L)	0.40 (L)	0.98 (L)	3.05 (L)	<0.04
Benzene/1,2-Dichloroethane	1.95 (H)	1.34 (M)	2.38 (H)	3.40 (H)	<0.04
Benzene	1.11 (H)	0.94 (M)	1.40 (H)	0.35 (L)	<0.04
Trichloroethylene	<0.004	<0.004	<0.004	<0.004	<0.004
1,2-Dichloropropane	<0.04	2.47 (M)	<0.04	<0.04	<0.04
Bromodichloromethane	<0.001	<0.001	<0.001	<0.001	<0.001
cis-1,3-Dichloropropylene	<0.04	<0.04	<0.04	<0.04	<0.04
Toluene	1.97 (M)	1.84 (H)	2.21 (M)	3.84 (L)	0.92 (M)
n-Octane	<0.03	<0.03	<0.03	<0.03	<0.03
n-Octane/t-1,3-Dichloropropylene	<0.03	0.46 (H)	<0.03	<0.03	<0.03
trans-1,3-Dichloropropylene	<0.04	<0.04	<0.04	<0.04	<0.04
1,1,2-Trichloroethane	<0.02	<0.02	<0.02	<0.02	<0.02
Tetrachloroethylene	<0.07	<0.07	<0.07	<0.07	<0.07
Dibromochloromethane	<0.001	<0.001	<0.001	<0.001	<0.001
Chlorobenzene	<0.02	<0.02	0.17 (H)	0.76 (H)	<0.02
Ethylbenzene	<0.02	<0.02	<0.02	<0.02	<0.02
m/p-Xylene	2.67 (M)	2.22 (H)	5.85 (M)	3.08 (H)	2.36 (H)
Styrene/o-Xylene	<0.02	0.57 (M)	1.03 (M)	2.24 (M)	0.70 (M)
Bromoform	<0.001	<0.001	<0.001	<0.001	<0.001
1,1,2,2-Tetrachloroethane	<0.002	<0.002	<0.002	<0.002	<0.002
m-Dichlorobenzene	<0.02	0.30 (M)	<0.02	0.21 (L)	<0.02
p-Dichlorobenzene	<0.09	0.60 (M)	<0.09	<0.09	<0.09
o-Dichlorobenzene	<0.02	<0.02	<0.02	<0.02	<0.02

(H) High confidence level (M) Medium confidence level (L) Low confidence level (Continued)

D Duplicate sample

TABLE A10. H1TX (Continued)

Sample Date	01/25/88	02/05/88	02/17/88	02/17/88	02/29/88
Sample ID	0209D	0228	0256	0256R	0269
Compound	Concentration, ppbv				
Acetylene	<1.00	<1.00	<1.00	<1.00	<1.00
Propylene	<0.10	<0.10	<0.10	<0.10	<0.10
Chloromethane	<0.20	<0.20	<0.20	<0.20	<0.20
Vinyl chloride	<0.20	<0.20	<0.20	<0.20	<0.20
1,3-Butadiene	<0.10	<0.10	<0.10	<0.10	<0.10
Bromomethane	<0.20	<0.20	<0.20	<0.20	<0.20
Chloroethane	<0.10	<0.10	<0.10	<0.10	<0.10
Methylene chloride	<0.11	<0.11	<0.11	<0.11	<0.11
trans-1,2-Dichloroethylene	<0.04	<0.04	<0.04	<0.04	<0.04
1,1-Dichloroethane	<0.04	<0.04	<0.04	<0.04	<0.04
Chloroprene	<0.06	<0.06	<0.06	<0.06	<0.06
Bromochloromethane	<0.003	<0.003	<0.003	<0.003	<0.003
Chloroform	<0.006	<0.006	<0.006	<0.006	<0.006
1,1,1-Trichloroethane	0.193(L)	<0.001	<0.001	<0.001	0.290(H)
Carbon tetrachloride	<0.001	<0.001	<0.001	<0.001	<0.001
1,2-Dichloroethane	1.75 (L)	<0.04	1.70 (L)	2.51 (L)	1.66 (L)
Benzene/1,2-Dichloroethane	2.05 (L)	<0.04	2.30 (H)	2.60 (H)	1.88 (M)
Benzene	0.30 (L)	<0.04	0.70 (H)	0.09 (H)	0.22 (M)
Trichloroethylene	<0.004	<0.004	<0.004	<0.004	<0.004
1,2-Dichloropropane	<0.04	<0.04	<0.04	<0.04	<0.04
Bromodichloromethane	<0.001	<0.001	<0.001	<0.001	<0.001
cis-1,3-Dichloropropylene	<0.04	<0.04	<0.04	<0.04	<0.04
Toluene	1.02 (L)	0.62 (M)	0.46 (H)	1.13 (M)	2.05 (L)
n-Octane	<0.03	<0.03	<0.03	<0.03	<0.03
n-Octane/t-1,3-Dichloropropylene	<0.03	<0.03	<0.03	<0.03	<0.03
trans-1,3-Dichloropropylene	<0.04	<0.04	<0.04	<0.04	<0.04
1,1,2-Trichloroethane	<0.02	<0.02	<0.02	<0.02	<0.02
Tetrachloroethylene	0.11 (L)	<0.07	<0.07	<0.07	<0.07
Dibromochloromethane	<0.001	<0.001	<0.001	<0.001	<0.001
Chlorobenzene	<0.02	<0.02	0.05	<0.02	<0.02
Ethylbenzene	<0.02	<0.02	<0.02	<0.02	<0.02
m/p-Xylene	2.30 (H)	1.33 (H)	2.00 (H)	1.97 (H)	0.55 (L)
Styrene/o-Xylene	0.64 (H)	0.31 (H)	0.61 (H)	0.67 (H)	0.49 (M)
Bromoform	<0.001	<0.001	<0.001	<0.001	<0.001
1,1,2,2-Tetrachloroethane	<0.002	<0.002	<0.002	<0.002	<0.002
m-Dichlorobenzene	<0.02	<0.02	0.10 (M)	0.02 (L)	0.14 (L)
p-Dichlorobenzene	<0.09	<0.09	2.44 (H)	2.24 (H)	<0.09
o-Dichlorobenzene	<0.02	<0.02	<0.02	<0.02	0.09 (M)

(H) High confidence level (M) Medium confidence level (L) Low confidence level (Continued)
D Duplicate sample R Replicate analysis

TABLE A10. H1TX (Continued)

Sample Date	03/12/88	03/12/88	03/24/88	04/05/88	04/17/88
Sample ID	0295D	0296D	0315	0335	0347
Compound	Concentration, ppbv				
Acetylene	<1.00	<1.00	<1.00	<1.00	<1.00
Propylene	<0.10	<0.10	<0.10	<0.10	<0.10
Chloromethane	<0.20	<0.20	<0.20	<0.20	<0.20
Vinyl chloride	<0.20	<0.20	<0.20	<0.20	<0.20
1,3-Butadiene	<0.10	<0.10	<0.10	<0.10	<0.10
Bromomethane	<0.20	<0.20	<0.20	<0.20	<0.20
Chloroethane	<0.10	<0.10	<0.10	<0.10	<0.10
Methylene chloride	<0.11	<0.11	<0.11	<0.11	<0.11
trans-1,2-Dichloroethylene	<0.04	<0.04	<0.04	<0.04	<0.04
1,1-Dichloroethane	<0.04	<0.04	<0.04	<0.04	<0.04
Chloroprene	<0.06	<0.06	<0.06	<0.06	<0.06
Bromochloromethane	<0.003	<0.003	<0.003	<0.003	<0.003
Chloroform	<0.006	<0.006	<0.006	<0.006	<0.006
1,1,1-Trichloroethane	0.168(H)	0.17 (H)	0.27 (L)	<0.001	<0.001
Carbon tetrachloride	<0.001	<0.001	<0.001	<0.001	<0.001
1,2-Dichloroethane	1.12 (L)	1.19 (L)	1.02 (L)	3.94 (L)	1.42 (L)
Benzene/1,2-Dichloroethane	1.26 (M)	1.32 (H)	1.21 (L)	4.39 (M)	1.58 (H)
Benzene	0.14 (M)	0.13 (H)	0.19 (L)	0.45 (M)	0.16 (H
Trichloroethylene	<0.004	<0.004	<0.004	<0.004	<0.004
1,2-Dichloropropane	<0.04	<0.04	<0.04	<0.04	<0.04
Bromodichloromethane	<0.001	<0.001	<0.001	<0.001	<0.001
cis-1,3-Dichloropropylene	<0.04	<0.04	<0.04	<0.04	<0.04
Toluene	1.08 (M)	1.79 (H)	0.56 (L)	1.50 (H)	0.82 (H)
n-Octane	<0.03	<0.03	<0.03	1.22 (M)	0.84 (M)
n-Octane/t-1,3-Dichloropropylene	<0.03	<0.03	<0.03	<0.03	<0.03
trans-1,3-Dichloropropylene	<0.04	<0.04	0.22 (H)	<0.04	<0.04
1,1,2-Trichloroethane	<0.02	<0.02	<0.02	<0.02	1.12 (H)
Tetrachloroethylene	<0.07	<0.07	<0.07	<0.07	<0.07
Dibromochloromethane	<0.001	<0.001	<0.001	<0.001	<0.001
Chlorobenzene	<0.02	0.22 (L)	<0.02	0.34 (M)	0.26 (H)
Ethylbenzene	<0.02	<0.02	<0.02	<0.02	0.59 (H)
m/p-Xylene	0.36 (M)	0.50 (M)	0.28 (H)	0.52 (M)	0.20 (H)
Styrene/o-Xylene	0.24 (H)	0.28 (M)	<0.02	0.35 (H)	0.20 (M)
Bromoform	<0.001	<0.001	<0.001	<0.001	<0.001
1,1,2,2-Tetrachloroethane	<0.002	<0.002	<0.002	<0.002	<0.002
m-Dichlorobenzene	0.08 (M)	0.31 (M)	<0.02	<0.02	<0.02
p-Dichlorobenzene	<0.09	0.40 (H)	0.26 (L)	<0.09	1.48 (L)
o-Dichlorobenzene	<0.02	<0.02	<0.02	<0.02	0.27 (L)

(H) High confidence level (M) Medium confidence level (L) Low confidence level (Continued)

D Duplicate sample

TABLE A10. H1TX (Continued)

Sample Date	04/29/88	05/09/88	05/09/88	05/21/88	05/21/88
Sample ID	0376	0386D	0387D	0406	0406R
Compound	Concentration, ppbv				
Acetylene	<1.00	<1.00	<1.00	<1.00	<1.00
Propylene	<0.10	<0.10	<0.10	<0.10	<0.10
Chloromethane	<0.20	<0.20	<0.20	<0.20	<0.20
Vinyl chloride	<0.20	<0.20	<0.20	<0.20	<0.20
1,3-Butadiene	<0.10	<0.10	<0.10	<0.10	<0.10
Bromomethane	<0.20	<0.20	<0.20	<0.20	<0.20
Chloroethane	<0.10	<0.10	<0.10	<0.10	<0.10
Methylene chloride	<0.11	<0.11	<0.11	<0.11	<0.11
trans-1,2-Dichloroethylene	<0.04	<0.04	<0.04	<0.04	<0.04
1,1-Dichloroethane	<0.04	<0.04	<0.04	<0.04	<0.04
Chloroprene	<0.06	<0.06	<0.06	<0.06	<0.06
Bromochloromethane	<0.003	<0.003	<0.003	<0.003	<0.003
Chloroform	<0.006	<0.006	<0.006	<0.006	<0.006
1,1,1-Trichloroethane	<0.001	<0.001	<0.001	<0.001	<0.001
Carbon tetrachloride	<0.001	<0.001	<0.001	<0.001	<0.001
1,2-Dichloroethane	1.59 (L)	3.49 (L)	2.97 (L)	1.38 (L)	<0.04
Benzene/1,2-Dichloroethane	1.76 (H)	3.64 (L)	3.14 (M)	3.22 (H)	<0.04
Benzene	0.17 (H)	0.15 (L)	0.17 (M)	1.84 (H)	<0.04
Trichloroethylene	<0.004	<0.004	<0.004	<0.004	<0.004
1,2-Dichloropropane	<0.04	<0.04	<0.04	<0.04	<0.04
Bromodichloromethane	<0.001	<0.001	<0.001	<0.001	<0.001
cis-1,3-Dichloropropylene	<0.04	<0.04	<0.04	<0.04	<0.04
Toluene	1.44 (H)	2.40 (H)	2.68 (M)	2.86 (H)	5.74 (L)
n-Octane	<0.03	1.65 (H)	1.07 (H)	<0.03	2.10 (H)
n-Octane/t-1,3-Dichloropropylene	<0.03	<0.03	<0.03	<0.03	<0.03
trans-1,3-Dichloropropylene	<0.04	<0.04	<0.04	<0.04	<0.04
1,1,2-Trichloroethane	<0.02	<0.02	<0.02	<0.02	<0.02
Tetrachloroethylene	<0.07	<0.07	<0.07	<0.07	<0.07
Dibromochloromethane	<0.001	<0.001	<0.001	<0.001	<0.001
Chlorobenzene	<0.02	<0.02	<0.02	0.74 (L)	0.99 (M)
Ethylbenzene	0.29 (L)	1.30 (H)	1.08 (M)	2.01 (L)	1.66 (M)
m/p-Xylene	0.25 (H)	0.73 (M)	0.66 (H)	2.32 (L)	6.03 (H)
Styrene/o-Xylene	0.12 (M)	0.45 (L)	0.37 (L)	0.92 (L)	0.27 (L)
Bromoform	<0.001	<0.001	<0.001	<0.001	<0.001
1,1,2,2-Tetrachloroethane	<0.002	<0.002	<0.002	<0.002	<0.002
m-Dichlorobenzene	<0.02	<0.02	<0.02	<0.02	<0.02
p-Dichlorobenzene	<0.09	<0.09	<0.09	<0.09	<0.09
o-Dichlorobenzene	<0.02	<0.02	<0.02	<0.02	<0.02

(H) High confidence level (M) Medium confidence level (L) Low confidence level (Continued)
D Duplicate sample R Replicate analysis

TABLE A10. H1TX (Continued)

Sample Date	06/02/88	06/14/88	06/26/88	07/08/88	07/08/88
Sample ID	0424	0448	0469	0489	0489R
Compound	Concentration, ppbv				
Acetylene	<1.00	<1.00	<1.00	<1.00	<1.00
Propylene	<0.10	<0.10	<0.10	<0.10	<0.10
Chloromethane	<0.20	<0.20	<0.20	<0.20	<0.20
Vinyl chloride	<0.20	<0.20	<0.20	<0.20	<0.20
1,3-Butadiene	<0.10	<0.10	<0.10	<0.10	<0.10
Bromomethane	<0.20	<0.20	<0.20	<0.20	<0.20
Chloroethane	<0.10	<0.10	<0.10	<0.10	<0.10
Methylene chloride	<0.11	<0.11	<0.11	<0.11	<0.11
trans-1,2-Dichloroethylene	<0.04	<0.04	<0.04	<0.04	<0.04
1,1-Dichloroethane	<0.04	<0.04	<0.04	<0.04	<0.04
Chloroprene	<0.06	<0.06	<0.06	4.20 (M)	4.26 (M)
Bromochloromethane	<0.003	<0.003	<0.003	<0.003	<0.003
Chloroform	<0.006	<0.006	<0.006	<0.006	<0.006
1,1,1-Trichloroethane	<0.001	<0.001	<0.001	0.288(L)	0.290(L)
Carbon tetrachloride	<0.001	<0.001	<0.001	<0.001	<0.001
1,2-Dichloroethane	1.62 (L)	3.49 (L)	2.88 (L)	<0.04	<0.04
Benzene/1,2-Dichloroethane	3.56 (H)	6.44 (H)	4.42 (L)	<0.04	<0.04
Benzene	1.94 (H)	2.95 (H)	1.54 (L)	1.15 (H)	1.15 (M)
Trichloroethylene	<0.004	<0.004	<0.004	<0.004	<0.004
1,2-Dichloropropane	<0.04	<0.04	<0.04	<0.04	<0.04
Bromodichloromethane	<0.001	<0.001	<0.001	<0.001	<0.001
cis-1,3-Dichloropropylene	<0.04	<0.04	<0.04	<0.04	<0.04
Toluene	7.07 (H)	4.87 (M)	2.55 (H)	1.84 (M)	1.90 (M)
n-Octane	1.07 (M)	<0.03	0.23 (H)	<0.03	<0.03
n-Octane/t-1,3-Dichloropropylene	<0.03	<0.03	<0.03	<0.03	<0.03
trans-1,3-Dichloropropylene	<0.04	<0.04	<0.04	<0.04	<0.04
1,1,2-Trichloroethane	<0.02	0.38 (H)	<0.02	<0.02	<0.02
Tetrachloroethylene	<0.07	<0.07	<0.07	<0.07	<0.07
Dibromochloromethane	<0.001	<0.001	<0.001	<0.001	<0.001
Chlorobenzene	0.55 (L)	0.48 (H)	<0.02	<0.02	<0.02
Ethylbenzene	<0.02	0.87 (H)	0.42 (H)	0.26 (H)	0.27 (H)
m/p-Xylene	4.34 (H)	2.82 (H)	2.40 (H)	1.19 (H)	1.21 (H)
Styrene/o-Xylene	1.73 (H)	1.18 (H)	0.67 (H)	0.41 (L)	0.49 (M)
Bromoform	<0.001	<0.001	<0.001	<0.001	<0.001
1,1,2,2-Tetrachloroethane	<0.002	<0.002	<0.002	<0.002	<0.002
m-Dichlorobenzene	0.26 (H)	<0.02	<0.02	<0.02	<0.02
p-Dichlorobenzene	3.33 (L)	3.98 (H)	<0.09	<0.09	<0.09
o-Dichlorobenzene	<0.02	<0.02	<0.02	<0.02	<0.02

(H) High confidence level (M) Medium confidence level (L) Low confidence level (Continued)
R Replicate analysis

TABLE A10. H1TX (Continued)

Sample Date	07/14/88	07/20/88	08/01/88	08/13/88	08/13/88
Sample ID	0504	0512	0536	0563D	0564D
Compound	Concentration, ppbv				
Acetylene	<1.00	<1.00	<1.00	<1.00	<1.00
Propylene	<0.10	<0.10	<0.10	<0.10	<0.10
Chloromethane	<0.20	<0.20	<0.20	<0.20	<0.20
Vinyl chloride	<0.20	<0.20	<0.20	<0.20	<0.20
1,3-Butadiene	<0.10	1.76 (H)	1.47 (H)	0.48 (H)	<0.10
Bromomethane	<0.20	<0.20	<0.20	<0.20	<0.20
Chloroethane	<0.10	<0.10	<0.10	<0.10	<0.10
Methylene chloride	<0.11	<0.11	<0.11	<0.11	<0.11
trans-1,2-Dichloroethylene	<0.04	<0.04	<0.04	<0.04	<0.04
1,1-Dichloroethane	<0.04	<0.04	<0.04	<0.04	<0.04
Chloroprene	<0.06	1.75 (H)	<0.06	<0.06	<0.06
Bromochloromethane	<0.003	<0.003	<0.003	<0.003	<0.003
Chloroform	<0.006	<0.006	<0.006	<0.006	<0.006
1,1,1-Trichloroethane	0.735(H)	<0.001	0.297(L)	<0.001	<0.001
Carbon tetrachloride	<0.001	<0.001	<0.001	<0.001	<0.001
1,2-Dichloroethane	<0.04	<0.04	<0.04	<0.04	<0.04
Benzene/1,2-Dichloroethane	<0.04	<0.04	<0.04	<0.04	<0.04
Benzene	0.75 (M)	3.16 (H)	1.95 (H)	2.40 (H)	2.40 (H)
Trichloroethylene	<0.004	<0.004	<0.004	<0.004	<0.004
1,2-Dichloropropane	<0.04	<0.04	<0.04	<0.04	<0.04
Bromodichloromethane	<0.001	<0.001	<0.001	<0.001	<0.001
cis-1,3-Dichloropropylene	<0.04	<0.04	<0.04	<0.04	<0.04
Toluene	1.69 (H)	5.69 (H)	3.82 (M)	5.30 (H)	5.32 (H)
n-Octane	<0.03	<0.03	<0.03	<0.03	<0.03
n-Octane/t-1,3-Dichloropropylene	<0.03	<0.03	<0.03	<0.03	<0.03
trans-1,3-Dichloropropylene	<0.04	<0.04	<0.04	<0.04	<0.04
1,1,2-Trichloroethane	<0.02	<0.02	<0.02	0.42 (H)	0.22 (L)
Tetrachloroethylene	<0.07	<0.07	<0.07	<0.07	<0.07
Dibromochloromethane	<0.001	<0.001	<0.001	<0.001	<0.001
Chlorobenzene	<0.02	<0.02	<0.02	0.06 (M)	0.08 (L)
Ethylbenzene	0.20 (H)	0.77 (H)	0.42 (H)	0.60 (H)	0.65 (H)
m/p-Xylene	1.26 (H)	4.77 (H)	2.79 (H)	3.79 (H)	3.81 (H)
Styrene/o-Xylene	0.23 (M)	1.43 (H)	0.75 (H)	0.78 (H)	0.76 (H)
Bromoform	<0.001	<0.001	<0.001	<0.001	<0.001
1,1,2,2-Tetrachloroethane	<0.002	<0.002	<0.002	<0.002	<0.002
m-Dichlorobenzene	<0.02	<0.02	<0.02	<0.02	<0.02
p-Dichlorobenzene	<0.09	<0.09	<0.09	<0.09	<0.09
o-Dichlorobenzene	<0.02	<0.02	<0.02	<0.02	<0.02

(H) High confidence level (M) Medium confidence level (L) Low confidence level (Continued)
D Duplicate sample

TABLE A10. H1TX (Continued)

Sample Date	08/25/88	09/06/88	09/20/88	09/30/88
Sample ID	0585	0608	0644	0655
Compound	Concentration, ppbv			
Acetylene	<1.00	<1.00	<1.00	<1.00
Propylene	<0.10	<0.10	<0.10	<0.10
Chloromethane	<0.20	<0.20	<0.20	<0.20
Vinyl chloride	<0.20	<0.20	3.62 (L)	<0.20
1,3-Butadiene	<0.10	1.21 (M)	0.61 (M)	1.12 (L)
Bromomethane	<0.20	<0.20	<0.20	<0.20
Chloroethane	<0.10	<0.10	<0.10	<0.10
Methylene chloride	<0.11	<0.11	<0.11	<0.11
trans-1,2-Dichloroethylene	<0.04	<0.04	<0.04	<0.04
1,1-Dichloroethane	<0.04	3.12 (L)	<0.04	<0.04
Chloroprene	<0.06	<0.06	<0.06	8.92 (L)
Bromochloromethane	<0.003	<0.003	<0.003	<0.003
Chloroform	<0.006	<0.006	<0.006	<0.006
1,1,1-Trichloroethane	0.370(L)	7.227(M)	0.179(M)	<0.001
Carbon tetrachloride	<0.001	<0.001	<0.001	<0.001
1,2-Dichloroethane	<0.04	<0.04	<0.04	<0.04
Benzene/1,2-Dichloroethane	<0.04	<0.04	<0.04	<0.04
Benzene	2.43 (H)	2.45 (H)	3.04 (H)	4.50 (M)
Trichloroethylene	<0.004	1.451(H)	<0.004	<0.004
1,2-Dichloropropane	<0.04	1.29 (H)	1.02 (M)	1.22 (M)
Bromodichloromethane	<0.001	<0.001	<0.001	<0.001
cis-1,3-Dichloropropylene	<0.04	<0.04	<0.04	<0.04
Toluene	3.04 (H)	12.67 (H)	3.17 (M)	7.47 (H)
n-Octane	0.15 (L)	<0.03	<0.03	<0.03
n-Octane/t-1,3-Dichloropropylene	<0.03	<0.03	<0.03	<0.03
trans-1,3-Dichloropropylene	<0.04	<0.04	<0.04	<0.04
1,1,2-Trichloroethane	0.71 (H)	<0.02	0.12 (L)	<0.02
Tetrachloroethylene	<0.07	0.84 (M)	0.42 (L)	<0.07
Dibromochloromethane	<0.001	<0.001	<0.001	<0.001
Chlorobenzene	<0.02	0.61 (M)	0.16 (L)	<0.02
Ethylbenzene	0.58 (H)	3.15 (M)	0.52 (M)	0.98 (H)
m/p-Xylene	3.83 (H)	5.46 (H)	4.15 (H)	6.90 (H)
Styrene/o-Xylene	0.79 (H)	5.21 (M)	1.27 (H)	1.57 (H)
Bromoform	<0.001	<0.001	<0.001	<0.001
1,1,2,2-Tetrachloroethane	<0.002	<0.002	<0.002	<0.002
m-Dichlorobenzene	<0.02	<0.02	<0.02	0.06 (H)
p-Dichlorobenzene	<0.09	<0.09	<0.09	<0.09
o-Dichlorobenzene	<0.02	<0.02	<0.02	<0.02

(H) High confidence level (M) Medium confidence level (L) Low confidence level

TABLE A11. MULTIPLE DETECTOR SPECIATED UATMP DATA SUMMARY FOR HAIN

Sample Date	09/24/87	10/06/87	10/18/87	10/30/87	10/30/87
Sample ID	0012	0017	0021	0039	0039R
Compound	Concentration, ppbv				
Acetylene	<1.00	<1.00	<1.00	<1.00	<1.00
Propylene	<0.10	<0.10	<0.10	<0.10	<0.10
Chloromethane	<0.20	<0.20	<0.20	<0.20	<0.20
Vinyl chloride	<0.20	<0.20	<0.20	<0.20	<0.20
1,3-Butadiene	<0.10	<0.10	<0.10	<0.10	<0.10
Bromomethane	<0.20	<0.20	<0.20	<0.20	<0.20
Chloroethane	<0.10	<0.10	<0.10	<0.10	<0.10
Methylene chloride	<0.11	<0.11	<0.11	<0.11	<0.11
trans-1,2-Dichloroethylene	<0.04	<0.04	<0.04	<0.04	<0.04
1,1-Dichloroethane	<0.04	<0.04	<0.04	<0.04	<0.04
Chloroprene	<0.06	<0.06	<0.06	<0.06	<0.06
Bromochloromethane	<0.003	<0.003	<0.003	<0.003	<0.003
Chloroform	<0.006	<0.006	<0.006	<0.006	<0.006
1,1,1-Trichloroethane	<0.001	<0.001	<0.001	<0.001	<0.001
Carbon tetrachloride	<0.001	<0.001	<0.001	<0.001	<0.001
1,2-Dichloroethane	<0.04	<0.04	<0.04	<0.04	<0.04
Benzene/1,2-Dichloroethane	<0.04	<0.04	<0.04	<0.04	<0.04
Benzene	<0.04	<0.04	<0.04	<0.04	<0.04
Trichloroethylene	<0.004	<0.004	<0.004	<0.004	<0.004
1,2-Dichloropropane	<0.04	<0.04	<0.04	<0.04	<0.04
Bromodichloromethane	<0.001	<0.001	<0.001	<0.001	<0.001
cis-1,3-Dichloropropylene	<0.04	<0.04	<0.04	<0.04	<0.04
Toluene	3.39 (H)	<0.02	1.39 (M)	2.24 (L)	2.48 (H)
n-Octane	<0.03	<0.03	<0.03	<0.03	<0.03
n-Octane/t-1,3-Dichloropropylene	<0.03	4.40 (H)	<0.03	<0.03	<0.03
trans-1,3-Dichloropropylene	<0.04	<0.04	<0.04	<0.04	<0.04
1,1,2-Trichloroethane	<0.02	<0.02	<0.02	<0.02	<0.02
Tetrachloroethylene	<0.07	<0.07	<0.07	<0.07	<0.07
Dibromochloromethane	<0.001	<0.001	<0.001	<0.001	<0.001
Chlorobenzene	1.16 (M)	<0.02	<0.02	<0.02	<0.02
Ethylbenzene	<0.02	<0.02	<0.02	<0.02	<0.02
m/p-Xylene	12.24 (H)	<0.04	3.92 (H)	5.39 (H)	5.68 (H)
Styrene/o-Xylene	3.25 (M)	<0.02	<0.02	1.31 (M)	1.57 (L)
Bromoform	<0.001	<0.001	<0.001	<0.001	<0.001
1,1,2,2-Tetrachloroethane	<0.002	<0.002	<0.002	<0.002	<0.002
m-Dichlorobenzene	<0.02	<0.02	<0.02	<0.02	<0.02
p-Dichlorobenzene	<0.09	<0.09	<0.09	<0.09	<0.09
o-Dichlorobenzene	<0.02	<0.02	<0.02	<0.02	<0.02

(H) High confidence level (M) Medium confidence level (L) Low confidence level (Continued)
R Replicate analysis

TABLE A11. HAIN (Continued)

Sample Date	11/12/87	11/23/87	12/07/87	12/07/87	12/17/87
Sample ID	0066	0086	0122D	0123D	0141
Compound	Concentration, ppbv				
Acetylene	<1.00	<1.00	<1.00	<1.00	<1.00
Propylene	<0.10	<0.10	<0.10	<0.10	<0.10
Chloromethane	<0.20	<0.20	<0.20	<0.20	<0.20
Vinyl chloride	<0.20	<0.20	<0.20	<0.20	<0.20
1,3-Butadiene	<0.10	<0.10	<0.10	<0.10	<0.10
Bromomethane	<0.20	<0.20	<0.20	<0.20	<0.20
Chloroethane	<0.10	<0.10	<0.10	<0.10	<0.10
Methylene chloride	<0.11	<0.11	<0.11	<0.11	<0.11
trans-1,2-Dichloroethylene	<0.04	<0.04	<0.04	<0.04	<0.04
1,1-Dichloroethane	<0.04	<0.04	<0.04	<0.04	<0.04
Chloroprene	<0.06	<0.06	<0.06	<0.06	<0.06
Bromochloromethane	<0.003	<0.003	<0.003	<0.003	<0.003
Chloroform	<0.006	<0.006	<0.006	<0.006	<0.006
1,1,1-Trichloroethane	<0.001	<0.001	<0.001	<0.001	<0.001
Carbon tetrachloride	<0.001	<0.001	<0.001	<0.001	<0.001
1,2-Dichloroethane	<0.04	0.50 (L)	<0.04	<0.04	<0.04
Benzene/1,2-Dichloroethane	<0.04	1.32 (M)	<0.04	<0.04	<0.04
Benzene	<0.04	0.82 (M)	<0.04	<0.04	<0.04
Trichloroethylene	<0.004	<0.004	<0.004	<0.004	<0.004
1,2-Dichloropropane	<0.04	<0.04	<0.04	<0.04	1.21 (H)
Bromodichloromethane	<0.001	<0.001	<0.001	<0.001	<0.001
cis-1,3-Dichloropropylene	<0.04	<0.04	<0.04	<0.04	<0.04
Toluene	1.99 (M)	0.55 (H)	2.69 (H)	4.12 (M)	1.44 (H)
n-Octane	<0.03	<0.03	<0.03	<0.03	<0.03
n-Octane/t-1,3-Dichloropropylene	<0.03	<0.03	<0.03	<0.03	<0.03
trans-1,3-Dichloropropylene	<0.04	<0.04	<0.04	<0.04	<0.04
1,1,2-Trichloroethane	<0.02	<0.02	<0.02	<0.02	<0.02
Tetrachloroethylene	<0.07	<0.07	<0.07	<0.07	<0.07
Dibromochloromethane	<0.001	<0.001	<0.001	<0.001	<0.001
Chlorobenzene	<0.02	<0.02	<0.02	<0.02	<0.02
Ethylbenzene	<0.02	<0.02	<0.02	<0.02	<0.02
m/p-Xylene	<0.04	1.51 (H)	3.35 (H)	8.41 (H)	4.58 (H)
Styrene/o-Xylene	<0.02	0.11 (H)	<0.02	<0.02	0.89 (M)
Bromoform	<0.001	<0.001	<0.001	<0.001	<0.001
1,1,2,2-Tetrachloroethane	<0.002	<0.002	<0.002	<0.002	<0.002
m-Dichlorobenzene	<0.02	<0.02	<0.02	<0.02	0.76 (M)
p-Dichlorobenzene	<0.09	<0.09	<0.09	<0.09	<0.09
o-Dichlorobenzene	<0.02	<0.02	<0.02	<0.02	<0.02

(H) High confidence level (M) Medium confidence level (L) Low confidence level (Continued)
D Duplicate sample

TABLE A11. HAIN (Continued)

Sample Date	12/30/87	01/11/88	01/22/88	02/03/88	02/15/88
Sample ID	0158	0177	0195	0231	0252
Compound	Concentration, ppbv				
Acetylene	<1.00	<1.00	<1.00	<1.00	<1.00
Propylene	<0.10	<0.10	<0.10	<0.10	<0.10
Chloromethane	<0.20	<0.20	<0.20	<0.20	<0.20
Vinyl chloride	<0.20	<0.20	<0.20	<0.20	<0.20
1,3-Butadiene	<0.10	<0.10	<0.10	<0.10	<0.10
Bromomethane	<0.20	<0.20	<0.20	<0.20	<0.20
Chloroethane	<0.10	<0.10	<0.10	<0.10	<0.10
Methylene chloride	<0.11	<0.11	<0.11	<0.11	<0.11
trans-1,2-Dichloroethylene	<0.04	<0.04	<0.04	<0.04	<0.04
1,1-Dichloroethane	<0.04	<0.04	<0.04	<0.04	<0.04
Chloroprene	<0.06	<0.06	<0.06	<0.06	<0.06
Bromochloromethane	<0.003	<0.003	<0.003	<0.003	<0.003
Chloroform	<0.006	<0.006	<0.006	<0.006	<0.006
1,1,1-Trichloroethane	<0.001	0.036(H)	<0.001	0.102(H)	0.037(H)
Carbon tetrachloride	<0.001	<0.001	<0.001	<0.001	<0.001
1,2-Dichloroethane	<0.04	<0.04	<0.04	<0.04	<0.04
Benzene/1,2-Dichloroethane	<0.04	<0.04	<0.04	<0.04	<0.04
Benzene	<0.04	<0.04	<0.04	<0.04	<0.04
Trichloroethylene	<0.004	<0.004	<0.004	<0.004	<0.004
1,2-Dichloropropane	<0.04	<0.04	<0.04	<0.04	<0.04
Bromodichloromethane	<0.001	<0.001	<0.001	<0.001	<0.001
cis-1,3-Dichloropropylene	<0.04	<0.04	<0.04	<0.04	<0.04
Toluene	1.83 (H)	0.36 (H)	0.41 (M)	0.77 (M)	0.62 (M)
n-Octane	<0.03	<0.03	<0.03	<0.03	<0.03
n-Octane/t-1,3-Dichloropropylene	<0.03	<0.03	<0.03	<0.03	<0.03
trans-1,3-Dichloropropylene	<0.04	<0.04	<0.04	<0.04	<0.04
1,1,2-Trichloroethane	0.14 (H)	<0.02	<0.02	<0.02	<0.02
Tetrachloroethylene	<0.07	<0.07	<0.07	<0.07	<0.07
Dibromochloromethane	<0.001	<0.001	<0.001	<0.001	<0.001
Chlorobenzene	<0.02	<0.02	<0.02	<0.02	<0.02
Ethylbenzene	<0.02	<0.02	<0.02	<0.02	<0.02
m/p-Xylene	6.74 (H)	0.78 (H)	1.08 (H)	1.08 (H)	1.36 (H)
Styrene/o-Xylene	1.77 (H)	0.18 (M)	0.34 (L)	<0.02	0.37 (H)
Bromoform	<0.001	<0.001	<0.001	<0.001	<0.001
1,1,2,2-Tetrachloroethane	<0.002	<0.002	<0.002	<0.002	<0.002
m-Dichlorobenzene	<0.02	<0.02	<0.02	<0.02	<0.02
p-Dichlorobenzene	<0.09	<0.09	<0.09	<0.09	0.95 (L)
o-Dichlorobenzene	<0.02	<0.02	<0.02	<0.02	<0.02

(H) High confidence level (M) Medium confidence level (L) Low confidence level (Continued)

TABLE A11. HAIN (Continued)

Sample Date	02/27/88	02/27/88	03/10/88	03/10/88	03/22/88
Sample ID	0278	0278R	0300D	0301D	0308D
Compound	Concentration, ppbv				
Acetylene	<1.00	<1.00	<1.00	<1.00	<1.00
Propylene	<0.10	<0.10	<0.10	<0.10	<0.10
Chloromethane	<0.20	<0.20	<0.20	<0.20	<0.20
Vinyl chloride	<0.20	<0.20	<0.20	<0.20	<0.20
1,3-Butadiene	<0.10	<0.10	<0.10	<0.10	<0.10
Bromomethane	<0.20	<0.20	<0.20	<0.20	<0.20
Chloroethane	<0.10	<0.10	<0.10	<0.10	<0.10
Methylene chloride	<0.11	<0.11	<0.11	<0.11	<0.11
trans-1,2-Dichloroethylene	<0.04	<0.04	<0.04	<0.04	<0.04
1,1-Dichloroethane	<0.04	<0.04	<0.04	<0.04	<0.04
Chloroprene	<0.06	<0.06	<0.06	<0.06	<0.06
Bromochloromethane	<0.003	<0.003	<0.003	<0.003	<0.003
Chloroform	<0.006	<0.006	<0.006	<0.006	<0.006
1,1,1-Trichloroethane	0.203(L)	<0.001	<0.001	<0.001	0.068(H)
Carbon tetrachloride	<0.001	<0.001	<0.001	<0.001	<0.001
1,2-Dichloroethane	<0.04	<0.04	5.54 (L)	6.33 (L)	<0.04
Benzene/1,2-Dichloroethane	<0.04	<0.04	6.60 (L)	7.40 (L)	<0.04
Benzene	<0.04	<0.04	1.06 (L)	1.07 (L)	<0.04
Trichloroethylene	<0.004	<0.004	<0.004	<0.004	<0.004
1,2-Dichloropropane	<0.04	<0.04	<0.04	<0.04	<0.04
Bromodichloromethane	<0.001	<0.001	<0.001	<0.001	<0.001
cis-1,3-Dichloropropylene	1.20 (L)	1.50 (L)	<0.04	<0.04	<0.04
Toluene	1.23 (M)	1.02 (L)	2.14 (H)	3.08 (H)	0.82 (H)
n-Octane	0.41 (M)	<0.03	0.38 (H)	0.44 (M)	0.50 (H)
n-Octane/t-1,3-Dichloropropylene	<0.03	<0.03	<0.03	<0.03	<0.03
trans-1,3-Dichloropropylene	3.10 (H)	3.40 (H)	<0.04	<0.04	<0.04
1,1,2-Trichloroethane	<0.02	<0.02	<0.02	<0.02	<0.02
Tetrachloroethylene	<0.07	<0.07	<0.07	<0.07	<0.07
Dibromochloromethane	<0.001	<0.001	<0.001	<0.001	<0.001
Chlorobenzene	0.06 (M)	<0.02	<0.02	<0.02	<0.02
Ethylbenzene	<0.02	<0.02	<0.02	<0.02	<0.02
m/p-Xylene	0.26 (H)	0.24 (M)	0.89 (M)	1.08 (M)	0.33 (H)
Styrene/o-Xylene	0.12 (H)	0.09 (H)	0.37 (L)	0.52 (M)	0.15 (H)
Bromoform	<0.001	<0.001	<0.001	<0.001	<0.001
1,1,2,2-Tetrachloroethane	<0.002	<0.002	<0.002	<0.002	<0.002
m-Dichlorobenzene	<0.02	<0.02	<0.02	<0.02	<0.02
p-Dichlorobenzene	<0.09	<0.09	<0.09	0.39 (L)	0.59 (H)
o-Dichlorobenzene	<0.02	<0.02	0.07 (M)	<0.02	<0.02

(H) High confidence level (M) Medium confidence level (L) Low confidence level (Continued)
D Duplicate sample R Replicate analysis

TABLE A11. HAIN (Continued)

Sample Date	03/22/88	04/03/88	04/15/88	04/27/88	04/27/88
Sample ID	0309D	0324	0349	0368	0368R
Compound	Concentration, ppbv				
Acetylene	<1.00	<1.00	<1.00	<1.00	<1.00
Propylene	<0.10	<0.10	<0.10	<0.10	<0.10
Chloromethane	<0.20	<0.20	<0.20	<0.20	<0.20
Vinyl chloride	<0.20	<0.20	<0.20	<0.20	<0.20
1,3-Butadiene	<0.10	<0.10	<0.10	<0.10	<0.10
Bromomethane	<0.20	<0.20	<0.20	<0.20	<0.20
Chloroethane	<0.10	<0.10	<0.10	<0.10	<0.10
Methylene chloride	<0.11	<0.11	<0.11	<0.11	<0.11
trans-1,2-Dichloroethylene	<0.04	<0.04	<0.04	<0.04	0.36 (M)
1,1-Dichloroethane	<0.04	<0.04	<0.04	<0.04	<0.04
Chloroprene	<0.06	<0.06	<0.06	<0.06	<0.06
Bromochloromethane	<0.003	<0.003	<0.003	<0.003	<0.003
Chloroform	<0.006	<0.006	<0.006	<0.006	<0.006
1,1,1-Trichloroethane	0.065(H)	0.240(H)	<0.001	<0.001	<0.001
Carbon tetrachloride	<0.001	<0.001	<0.001	<0.001	<0.001
1,2-Dichloroethane	<0.04	1.32 (L)	<0.04	1.86 (L)	1.53 (L)
Benzene/1,2-Dichloroethane	<0.04	1.55 (H)	<0.04	1.94 (L)	1.61 (M)
Benzene	<0.04	0.23 (H)	<0.04	0.08 (L)	0.08 (M)
Trichloroethylene	<0.004	<0.004	<0.004	<0.004	<0.004
1,2-Dichloropropane	<0.04	<0.04	<0.04	<0.04	<0.04
Bromodichloromethane	<0.001	<0.001	<0.001	<0.001	<0.001
cis-1,3-Dichloropropylene	<0.04	<0.04	<0.04	<0.04	<0.04
Toluene	0.87 (L)	0.77 (L)	1.04 (H)	0.64 (M)	0.42 (L)
n-Octane	<0.03	<0.03	<0.03	<0.03	<0.03
n-Octane/t-1,3-Dichloropropylene	<0.03	<0.03	<0.03	<0.03	<0.03
trans-1,3-Dichloropropylene	<0.04	<0.04	<0.04	<0.04	<0.04
1,1,2-Trichloroethane	<0.02	<0.02	<0.02	<0.02	<0.02
Tetrachloroethylene	<0.07	<0.07	<0.07	<0.07	<0.07
Dibromochloromethane	<0.001	<0.001	<0.001	<0.001	<0.001
Chlorobenzene	<0.02	<0.02	<0.02	<0.02	<0.02
Ethylbenzene	<0.02	<0.02	<0.02	0.12 (H)	<0.02
m/p-Xylene	0.30 (L)	<0.04	0.26 (L)	0.12 (L)	0.09 (H)
Styrene/o-Xylene	0.12 (L)	<0.02	0.14 (L)	0.11 (L)	0.08 (M)
Bromoform	<0.001	<0.001	<0.001	<0.001	<0.001
1,1,2,2-Tetrachloroethane	<0.002	<0.002	<0.002	<0.002	<0.002
m-Dichlorobenzene	<0.02	<0.02	<0.02	<0.02	<0.02
p-Dichlorobenzene	<0.09	1.21 (M)	<0.09	<0.09	<0.09
o-Dichlorobenzene	<0.02	<0.02	<0.02	<0.02	<0.02

(H) High confidence level (M) Medium confidence level (L) Low confidence level (Continued)

D Duplicate sample R Replicate analysis

TABLE A11. HAIN (Continued)

Sample Date	05/09/88	05/21/88	06/02/88	06/14/88	06/14/88
Sample ID	0390	0410	0429	0446D	0447D
Compound	Concentration, ppbv				
Acetylene	<1.00	<1.00	<1.00	<1.00	<1.00
Propylene	<0.10	<0.10	<0.10	<0.10	<0.10
Chloromethane	<0.20	<0.20	<0.20	<0.20	<0.20
Vinyl chloride	<0.20	<0.20	<0.20	<0.20	<0.20
1,3-Butadiene	<0.10	<0.10	<0.10	<0.10	<0.10
Bromomethane	<0.20	<0.20	<0.20	<0.20	<0.20
Chloroethane	<0.10	<0.10	<0.10	<0.10	<0.10
Methylene chloride	<0.11	<0.11	<0.11	<0.11	<0.11
trans-1,2-Dichloroethylene	0.16 (M)	<0.04	<0.04	<0.04	<0.04
1,1-Dichloroethane	<0.04	<0.04	<0.04	<0.04	<0.04
Chloroprene	<0.06	2.38 (L)	<0.06	<0.06	<0.06
Bromochloromethane	<0.003	<0.003	<0.003	<0.003	<0.003
Chloroform	<0.006	<0.006	<0.006	<0.006	<0.006
1,1,1-Trichloroethane	<0.001	<0.001	1.630(H)	0.591(L)	0.580(M)
Carbon tetrachloride	<0.001	<0.001	<0.001	<0.001	<0.001
1,2-Dichloroethane	<0.04	8.54 (L)	2.21 (L)	0.56 (L)	0.70 (L)
Benzene/1,2-Dichloroethane	<0.04	16.95 (H)	5.23 (H)	1.04 (H)	1.17 (H)
Benzene	<0.04	8.41 (H)	3.02 (H)	0.48 (H)	0.47 (H)
Trichloroethylene	<0.004	<0.004	<0.004	<0.004	<0.004
1,2-Dichloropropane	<0.04	<0.04	<0.04	<0.04	<0.04
Bromodichloromethane	<0.001	<0.001	<0.001	<0.001	<0.001
cis-1,3-Dichloropropylene	<0.04	<0.04	<0.04	<0.04	<0.04
Toluene	1.28 (L)	17.10 (H)	12.49 (H)	1.25 (M)	1.42 (H)
n-Octane	<0.03	4.13 (H)	1.44 (H)	<0.03	<0.03
n-Octane/t-1,3-Dichloropropylene	<0.03	<0.03	<0.03	<0.03	<0.03
trans-1,3-Dichloropropylene	<0.04	<0.04	<0.04	<0.04	<0.04
1,1,2-Trichloroethane	<0.02	<0.02	<0.02	<0.02	<0.02
Tetrachloroethylene	<0.07	<0.07	<0.07	<0.07	0.68 (L)
Dibromochloromethane	<0.001	<0.001	<0.001	<0.001	<0.001
Chlorobenzene	0.24 (M)	<0.02	0.75 (H)	<0.02	<0.02
Ethylbenzene	0.97 (H)	<0.02	<0.02	<0.02	<0.02
m/p-Xylene	0.24 (M)	11.31 (M)	5.24 (L)	<0.04	<0.04
Styrene/o-Xylene	0.15 (H)	2.44 (L)	1.78 (L)	<0.02	<0.02
Bromoform	<0.001	<0.001	<0.001	<0.001	<0.001
1,1,2,2-Tetrachloroethane	<0.002	<0.002	<0.002	<0.002	<0.002
m-Dichlorobenzene	<0.02	0.32 (L)	0.81 (M)	<0.02	<0.02
p-Dichlorobenzene	<0.09	4.15 (M)	9.72 (L)	<0.09	<0.09
o-Dichlorobenzene	<0.02	<0.02	<0.02	<0.02	<0.02

(H) High confidence level (M) Medium confidence level (L) Low confidence level (Continued)

D Duplicate sample

TABLE A11. HAIN (Continued)

Sample Date	06/26/88	07/08/88	07/20/88	08/02/88	08/13/88
Sample ID	0475	0499	0522	0544	0571
Compound	Concentration, ppbv				
Acetylene	<1.00	<1.00	<1.00	<1.00	<1.00
Propylene	<0.10	<0.10	<0.10	<0.10	<0.10
Chloromethane	<0.20	<0.20	<0.20	<0.20	<0.20
Vinyl chloride	<0.20	<0.20	<0.20	<0.20	<0.20
1,3-Butadiene	<0.10	<0.10	1.11 (H)	<0.10	<0.10
Bromomethane	<0.20	<0.20	<0.20	<0.20	<0.20
Chloroethane	<0.10	<0.10	<0.10	<0.10	<0.10
Methylene chloride	<0.11	<0.11	<0.11	<0.11	3.94 (L)
trans-1,2-Dichloroethylene	<0.04	<0.04	1.98 (M)	<0.04	<0.04
1,1-Dichloroethane	<0.04	<0.04	<0.04	<0.04	<0.04
Chloroprene	5.06 (M)	<0.06	1.20 (H)	<0.06	<0.06
Bromochloromethane	<0.003	<0.003	<0.003	<0.003	<0.003
Chloroform	<0.006	4.577(M)	2.304(L)	<0.006	<0.006
1,1,1-Trichloroethane	<0.001	<0.001	<0.001	<0.001	0.294(L)
Carbon tetrachloride	<0.001	<0.001	<0.001	<0.001	<0.001
1,2-Dichloroethane	4.20 (L)	<0.04	<0.04	<0.04	<0.04
Benzene/1,2-Dichloroethane	8.80 (H)	<0.04	<0.04	<0.04	<0.04
Benzene	4.60 (H)	4.32 (M)	5.02 (M)	0.29 (L)	0.56 (H)
Trichloroethylene	<0.004	1.807(H)	<0.004	<0.004	<0.004
1,2-Dichloropropane	<0.04	<0.04	<0.04	<0.04	<0.04
Bromodichloromethane	<0.001	<0.001	<0.001	<0.001	<0.001
cis-1,3-Dichloropropylene	<0.04	<0.04	<0.04	<0.04	<0.04
Toluene	5.46 (H)	8.68 (H)	4.48 (H)	1.20 (M)	0.99 (L)
n-Octane	0.85 (M)	<0.03	1.61 (H)	<0.03	<0.03
n-Octane/t-1,3-Dichloropropylene	<0.03	<0.03	<0.03	<0.03	<0.03
trans-1,3-Dichloropropylene	<0.04	<0.04	<0.04	<0.04	<0.04
1,1,2-Trichloroethane	<0.02	<0.02	<0.02	<0.02	1.71 (H)
Tetrachloroethylene	<0.07	<0.07	<0.07	<0.07	<0.07
Dibromochloromethane	<0.001	<0.001	<0.001	<0.001	<0.001
Chlorobenzene	<0.02	1.34 (L)	<0.02	1.02 (H)	0.11 (H)
Ethylbenzene	<0.02	1.63 (M)	0.58 (H)	0.17 (H)	0.13 (M)
m/p-Xylene	2.30 (M)	2.90 (H)	2.93 (H)	1.55 (H)	0.91 (H)
Styrene/o-Xylene	0.76 (L)	<0.02	0.52 (H)	0.08 (H)	0.44 (L)
Bromoform	<0.001	<0.001	<0.001	<0.001	<0.001
1,1,2,2-Tetrachloroethane	<0.002	<0.002	<0.002	<0.002	<0.002
m-Dichlorobenzene	<0.02	<0.02	<0.02	<0.02	<0.02
p-Dichlorobenzene	<0.09	<0.09	<0.09	<0.09	<0.09
o-Dichlorobenzene	<0.02	<0.02	<0.02	<0.02	<0.02

(H) High confidence level (M) Medium confidence level (L) Low confidence level (Continued)

TABLE A11. HAIN (Continued)

Sample Date	08/25/88	09/08/88	09/08/88	09/18/88	09/18/88
Sample ID	0595	0617	0617R	0641D	0642D
Compound	Concentration, ppbv				
Acetylene	<1.00	<1.00	<1.00	<1.00	<1.00
Propylene	<0.10	<0.10	<0.10	<0.10	<0.10
Chloromethane	<0.20	<0.20	<0.20	<0.20	<0.20
Vinyl chloride	<0.20	<0.20	<0.20	<0.20	<0.20
1,3-Butadiene	1.53 (M)	<0.10	<0.10	<0.10	<0.10
Bromomethane	<0.20	<0.20	<0.20	<0.20	<0.20
Chloroethane	<0.10	<0.10	<0.10	<0.10	<0.10
Methylene chloride	<0.11	<0.11	<0.11	<0.11	<0.11
trans-1,2-Dichloroethylene	0.64 (L)	<0.04	<0.04	<0.04	<0.04
1,1-Dichloroethane	<0.04	<0.04	<0.04	<0.04	<0.04
Chloroprene	0.40 (H)	<0.06	<0.06	<0.06	<0.06
Bromochloromethane	<0.003	<0.003	<0.003	<0.003	<0.003
Chloroform	<0.006	0.977(L)	1.034(M)	2.374(L)	1.417(H)
1,1,1-Trichloroethane	<0.001	0.657(L)	0.699(H)	0.682(L)	0.703(H)
Carbon tetrachloride	<0.001	<0.001	<0.001	<0.001	<0.001
1,2-Dichloroethane	<0.04	<0.04	<0.04	<0.04	<0.04
Benzene/1,2-Dichloroethane	<0.04	<0.04	<0.04	<0.04	<0.04
Benzene	1.89 (H)	0.37 (H)	0.41 (H)	0.48 (H)	0.40 (H)
Trichloroethylene	0.166(M)	<0.004	<0.004	<0.004	<0.004
1,2-Dichloropropane	<0.04	<0.04	<0.04	<0.04	0.26 (H)
Bromodichloromethane	<0.001	<0.001	<0.001	<0.001	<0.001
cis-1,3-Dichloropropylene	<0.04	<0.04	<0.04	<0.04	<0.04
Toluene	2.10 (H)	0.94 (H)	1.24 (H)	1.33 (L)	1.21 (L)
n-Octane	<0.03	0.48 (L)	<0.03	<0.03	<0.03
n-Octane/t-1,3-Dichloropropylene	<0.03	<0.03	<0.03	<0.03	<0.03
trans-1,3-Dichloropropylene	<0.04	<0.04	<0.04	<0.04	<0.04
1,1,2-Trichloroethane	<0.02	<0.02	<0.02	<0.02	<0.02
Tetrachloroethylene	<0.07	<0.07	<0.07	<0.07	<0.07
Dibromochloromethane	<0.001	<0.001	<0.001	<0.001	<0.001
Chlorobenzene	<0.02	0.10 (L)	0.05 (H)	0.07 (M)	<0.02
Ethylbenzene	0.22 (H)	0.19 (L)	0.13 (H)	0.15 (H)	0.11 (H)
m/p-Xylene	1.30 (H)	0.80 (M)	0.51 (H)	0.84 (H)	0.61 (H)
Styrene/o-Xylene	0.32 (H)	0.18 (H)	0.23 (H)	<0.02	<0.02
Bromoform	<0.001	<0.001	<0.001	<0.001	<0.001
1,1,2,2-Tetrachloroethane	<0.002	0.360(H)	0.683(H)	<0.002	<0.002
m-Dichlorobenzene	<0.02	<0.02	<0.02	<0.02	<0.02
p-Dichlorobenzene	<0.09	<0.09	<0.09	<0.09	<0.09
o-Dichlorobenzene	<0.02	<0.02	<0.02	<0.02	<0.02

(H) High confidence level (M) Medium confidence level (L) Low confidence level
D Duplicate sample R Replicate analysis

TABLE A12. MULTIPLE DETECTOR SPECIATED UATMP DATA SUMMARY FOR JAFL

Sample Date	10/01/87	10/12/87	12/23/87	11/05/87	11/18/87
Sample ID	0024	0009	0061	0047	0079
Compound	Concentration, ppbv				
Acetylene	<1.00	<1.00	<1.00	<1.00	<1.00
Propylene	<0.10	<0.10	<0.10	<0.10	<0.10
Chloromethane	<0.20	<0.20	<0.20	<0.20	<0.20
Vinyl chloride	<0.20	<0.20	<0.20	<0.20	<0.20
1,3-Butadiene	<0.10	<0.10	<0.10	<0.10	<0.10
Bromomethane	<0.20	<0.20	<0.20	<0.20	<0.20
Chloroethane	<0.10	<0.10	<0.10	<0.10	<0.10
Methylene chloride	<0.11	<0.11	<0.11	<0.11	<0.11
trans-1,2-Dichloroethylene	<0.04	<0.04	<0.04	<0.04	<0.04
1,1-Dichloroethane	<0.04	<0.04	<0.04	<0.04	<0.04
Chloroprene	<0.06	<0.06	<0.06	<0.06	<0.06
Bromochloromethane	<0.003	<0.003	<0.003	<0.003	<0.003
Chloroform	<0.006	<0.006	<0.006	<0.006	<0.006
1,1,1-Trichloroethane	<0.001	<0.001	<0.001	<0.001	<0.001
Carbon tetrachloride	<0.001	<0.001	<0.001	<0.001	<0.001
1,2-Dichloroethane	<0.04	<0.04	<0.04	1.03 (L)	1.06 (L)
Benzene/1,2-Dichloroethane	<0.04	<0.04	<0.04	2.68 (M)	1.76 (H)
Benzene	<0.04	<0.04	<0.04	1.65 (M)	0.70 (H)
Trichloroethylene	<0.004	<0.004	<0.004	<0.004	<0.004
1,2-Dichloropropane	<0.04	<0.04	<0.04	<0.04	<0.04
Bromodichloromethane	<0.001	<0.001	<0.001	<0.001	<0.001
cis-1,3-Dichloropropylene	<0.04	<0.04	<0.04	<0.04	<0.04
Toluene	<0.02	<0.02	<0.02	2.31 (M)	<0.02
n-Octane	<0.03	<0.03	<0.03	<0.03	<0.03
n-Octane/t-1,3-Dichloropropylene	<0.03	<0.03	<0.03	<0.03	<0.03
trans-1,3-Dichloropropylene	<0.04	<0.04	<0.04	<0.04	<0.04
1,1,2-Trichloroethane	<0.02	<0.02	<0.02	<0.02	<0.02
Tetrachloroethylene	<0.07	<0.07	<0.07	<0.07	<0.07
Dibromochloromethane	<0.001	<0.001	<0.001	<0.001	<0.001
Chlorobenzene	<0.02	<0.02	<0.02	<0.02	<0.02
Ethylbenzene	<0.02	<0.02	<0.02	<0.02	<0.02
m/p-Xylene	<0.04	<0.04	<0.04	8.99 (H)	3.49 (M)
Styrene/o-Xylene	<0.02	3.39 (M)	<0.02	2.85 (M)	<0.02
Bromoform	<0.001	<0.001	<0.001	<0.001	<0.001
1,1,2,2-Tetrachloroethane	<0.002	<0.002	<0.002	<0.002	<0.002
m-Dichlorobenzene	<0.02	<0.02	<0.02	<0.02	<0.02
p-Dichlorobenzene	<0.09	<0.09	<0.09	<0.09	<0.09
o-Dichlorobenzene	<0.02	2.63 (M)	<0.02	<0.02	0.55 (H)

(H) High confidence level (M) Medium confidence level (L) Low confidence level (Continued)

TABLE A12. JAFL (Continued)

Sample Date	11/29/87	11/29/87	12/11/87	12/11/87	12/22/87
Sample ID	0094	0094R	0124D	0125D	0156
Compound	Concentration, ppbv				
Acetylene	<1.00	<1.00	<1.00	<1.00	<1.00
Propylene	<0.10	<0.10	<0.10	<0.10	<0.10
Chloromethane	<0.20	<0.20	<0.20	<0.20	<0.20
Vinyl chloride	<0.20	<0.20	<0.20	<0.20	<0.20
1,3-Butadiene	<0.10	<0.10	<0.10	<0.10	<0.10
Bromomethane	<0.20	<0.20	<0.20	<0.20	<0.20
Chloroethane	<0.10	<0.10	<0.10	<0.10	<0.10
Methylene chloride	<0.11	<0.11	<0.11	<0.11	<0.11
trans-1,2-Dichloroethylene	<0.04	<0.04	<0.04	<0.04	1.04 (M)
1,1-Dichloroethane	<0.04	<0.04	<0.04	<0.04	<0.04
Chloroprene	<0.06	<0.06	<0.06	<0.06	<0.06
Bromochloromethane	<0.003	<0.003	<0.003	<0.003	<0.003
Chloroform	<0.006	<0.006	<0.006	<0.006	<0.006
1,1,1-Trichloroethane	<0.001	<0.001	<0.001	<0.001	<0.001
Carbon tetrachloride	<0.001	<0.001	<0.001	<0.001	<0.001
1,2-Dichloroethane	0.56 (L)	0.57 (L)	2.71 (L)	3.10 (L)	0.61 (L)
Benzene/1,2-Dichloroethane	1.73 (M)	1.63 (M)	4.55 (H)	5.72 (L)	1.48 (H)
Benzene	1.17 (M)	1.06 (M)	1.84 (H)	2.62 (L)	0.87 (H)
Trichloroethylene	<0.004	<0.004	<0.004	<0.004	<0.004
1,2-Dichloropropane	<0.04	<0.04	<0.04	<0.04	<0.04
Bromodichloromethane	<0.001	<0.001	<0.001	<0.001	<0.001
cis-1,3-Dichloropropylene	<0.04	<0.04	<0.04	<0.04	<0.04
Toluene	1.38 (L)	1.26 (L)	7.83 (H)	7.70 (H)	<0.02
n-Octane	<0.03	<0.03	<0.03	<0.03	<0.03
n-Octane/t-1,3-Dichloropropylene	<0.03	<0.03	<0.03	<0.03	<0.03
trans-1,3-Dichloropropylene	<0.04	<0.04	<0.04	<0.04	<0.04
1,1,2-Trichloroethane	<0.02	<0.02	<0.02	<0.02	<0.02
Tetrachloroethylene	<0.07	<0.07	<0.07	<0.07	<0.07
Dibromochloromethane	<0.001	<0.001	<0.001	<0.001	<0.001
Chlorobenzene	<0.02	<0.02	0.95 (M)	<0.02	<0.02
Ethylbenzene	<0.02	<0.02	<0.02	<0.02	<0.02
m/p-Xylene	4.38 (H)	4.29 (M)	18.85 (M)	22.52 (H)	<0.04
Styrene/o-Xylene	<0.02	<0.02	5.76 (M)	6.28 (M)	<0.02
Bromoform	<0.001	<0.001	<0.001	<0.001	<0.001
1,1,2,2-Tetrachloroethane	<0.002	<0.002	<0.002	<0.002	<0.002
m-Dichlorobenzene	<0.02	<0.02	<0.02	<0.02	<0.02
p-Dichlorobenzene	<0.09	<0.09	<0.09	2.10 (M)	<0.09
o-Dichlorobenzene	<0.02	<0.02	<0.02	<0.02	<0.02

(H) High confidence level (M) Medium confidence level (L) Low confidence level (Continued)
D Duplicate sample R Replicate analysis

TABLE A12. JAFL (Continued)

Sample Date	01/05/88	01/19/88	01/29/88	02/09/88	02/09/88
Sample ID	0171 (a)	0200	0217	0241	0241R
Compound	Concentration, ppbv				
Acetylene	<1.00	<1.00	<1.00	<1.00	<1.00
Propylene	<0.10	<0.10	<0.10	<0.10	<0.10
Chloromethane	<0.20	<0.20	<0.20	<0.20	<0.20
Vinyl chloride	<0.20	<0.20	<0.20	<0.20	<0.20
1,3-Butadiene	<0.10	<0.10	<0.10	<0.10	<0.10
Bromomethane	<0.20	<0.20	<0.20	<0.20	<0.20
Chloroethane	<0.10	<0.10	<0.10	<0.10	<0.10
Methylene chloride	<0.11	<0.11	<0.11	<0.11	<0.11
trans-1,2-Dichloroethylene	<0.04	<0.04	<0.04	<0.04	<0.04
1,1-Dichloroethane	<0.04	<0.04	<0.04	<0.04	<0.04
Chloroprene	<0.06	<0.06	<0.06	<0.06	<0.06
Bromochloromethane	<0.003	<0.003	<0.003	<0.003	<0.003
Chloroform	<0.006	<0.006	<0.006	<0.006	<0.006
1,1,1-Trichloroethane	<0.001	<0.001	0.117(H)	<0.001	<0.001
Carbon tetrachloride	<0.001	<0.001	<0.001	<0.001	<0.001
1,2-Dichloroethane	4.42 (L)	1.81 (L)	<0.04	1.56 (L)	1.63 (L)
Benzene/1,2-Dichloroethane	4.48 (H)	1.97 (H)	<0.04	1.65 (H)	1.72 (H)
Benzene	0.38 (H)	0.16 (H)	<0.04	0.09 (H)	0.09 (H)
Trichloroethylene	<0.004	<0.004	<0.004	<0.004	<0.004
1,2-Dichloropropane	<0.04	<0.04	<0.04	<0.04	<0.04
Bromodichloromethane	<0.001	<0.001	<0.001	<0.001	<0.001
cis-1,3-Dichloropropylene	<0.04	<0.04	<0.04	<0.04	<0.04
Toluene	2.56 (H)	<0.02	1.90 (M)	<0.02	<0.02
n-Octane	<0.03	<0.03	<0.03	<0.03	<0.03
n-Octane/t-1,3-Dichloropropylene	<0.03	<0.03	<0.03	<0.03	<0.03
trans-1,3-Dichloropropylene	<0.04	<0.04	<0.04	<0.04	0.61 (M)
1,1,2-Trichloroethane	<0.02	0.69 (M)	<0.02	<0.02	<0.02
Tetrachloroethylene	<0.07	<0.07	<0.07	<0.07	<0.07
Dibromochloromethane	<0.001	<0.001	<0.001	<0.001	<0.001
Chlorobenzene	<0.02	<0.02	<0.02	<0.02	<0.02
Ethylbenzene	<0.02	<0.02	<0.02	<0.02	<0.02
m/p-Xylene	3.69 (H)	1.11 (L)	4.66 (H)	1.33 (H)	1.30 (L)
Styrene/o-Xylene	1.23 (H)	0.67 (L)	<0.02	0.77 (M)	2.12 (H)
Bromoform	<0.001	<0.001	<0.001	<0.001	<0.001
1,1,2,2-Tetrachloroethane	<0.002	<0.002	<0.002	<0.002	<0.002
m-Dichlorobenzene	<0.02	0.33 (M)	<0.02	<0.02	<0.02
p-Dichlorobenzene	<0.09	1.52 (M)	<0.09	<0.09	<0.09
o-Dichlorobenzene	<0.02	<0.02	<0.02	<0.02	<0.02

(H) High confidence level (M) Medium confidence level (L) Low confidence level (Continued)

(a) Sampled for 48.2 hours

R Replicate analysis

TABLE A12. JAFL (Continued)

Sample Date	02/21/88	03/05/88	03/16/88	03/28/88	03/28/88
Sample ID	0254	0267 (a)	0290	0371D	0318D
Compound	Concentration, ppbv				
Acetylene	<1.00	<1.00	<1.00	<1.00	<1.00
Propylene	<0.10	<0.10	<0.10	<0.10	<0.10
Chloromethane	<0.20	<0.20	<0.20	<0.20	<0.20
Vinyl chloride	<0.20	<0.20	<0.20	<0.20	<0.20
1,3-Butadiene	<0.10	<0.10	<0.10	<0.10	<0.10
Bromomethane	<0.20	<0.20	<0.20	<0.20	<0.20
Chloroethane	<0.10	<0.10	<0.10	<0.10	<0.10
Methylene chloride	<0.11	<0.11	<0.11	<0.11	<0.11
trans-1,2-Dichloroethylene	<0.04	<0.04	<0.04	<0.04	0.52 (H)
1,1-Dichloroethane	<0.04	<0.04	<0.04	<0.04	<0.04
Chloroprene	<0.06	<0.06	<0.06	<0.06	<0.06
Bromochloromethane	<0.003	<0.003	<0.003	0.054(L)	0.033(H)
Chloroform	1.323(M)	<0.006	<0.006	<0.006	<0.006
1,1,1-Trichloroethane	<0.001	0.073(M)	0.071(L)	0.168(H)	<0.001
Carbon tetrachloride	<0.001	<0.001	<0.001	<0.001	<0.001
1,2-Dichloroethane	2.81 (L)	1.50 (L)	<0.04	1.31 (L)	1.57 (L)
Benzene/1,2-Dichloroethane	3.00 (H)	1.64 (H)	<0.04	1.51 (H)	1.68 (H)
Benzene	0.19 (H)	0.14 (H)	<0.04	0.20 (H)	0.11 (H)
Trichloroethylene	2.288(H)	<0.004	<0.004	<0.004	<0.004
1,2-Dichloropropane	<0.04	<0.04	<0.04	<0.04	<0.04
Bromodichloromethane	<0.001	<0.001	<0.001	<0.001	<0.001
cis-1,3-Dichloropropylene	<0.04	<0.04	<0.04	<0.04	<0.04
Toluene	2.20 (H)	0.72 (H)	0.46 (H)	2.05 (H)	2.46 (H)
n-Octane	<0.03	<0.03	<0.03	<0.03	<0.03
n-Octane/t-1,3-Dichloropropylene	<0.03	<0.03	<0.03	<0.03	<0.03
trans-1,3-Dichloropropylene	<0.04	<0.04	<0.04	<0.04	<0.04
1,1,2-Trichloroethane	0.28 (H)	<0.02	<0.02	<0.02	<0.02
Tetrachloroethylene	<0.07	<0.07	<0.07	<0.07	<0.07
Dibromochloromethane	<0.001	<0.001	<0.001	<0.001	<0.001
Chlorobenzene	1.09 (M)	<0.02	<0.02	<0.02	0.08 (M)
Ethylbenzene	<0.02	<0.02	<0.02	<0.02	<0.02
m/p-Xylene	13.50 (H)	<0.04	0.14 (H)	0.66 (M)	0.61 (H)
Styrene/o-Xylene	3.25 (H)	<0.02	0.06 (M)	0.24 (M)	0.24 (H)
Bromoform	1.549(M)	<0.001	<0.001	<0.001	<0.001
1,1,2,2-Tetrachloroethane	<0.002	<0.002	<0.002	<0.002	<0.002
m-Dichlorobenzene	3.60 (H)	<0.02	<0.02	<0.02	0.11 (L)
p-Dichlorobenzene	4.30 (M)	<0.09	<0.09	<0.09	<0.09
o-Dichlorobenzene	4.80 (H)	<0.02	<0.02	<0.02	<0.02

(H) High confidence level (M) Medium confidence level (L) Low confidence level (Continued)

(a) Sampled for 13 hours

D Duplicate sample

TABLE A12. JAFL (Continued)

Sample Date	04/09/88	04/21/88	05/03/88	05/27/88	06/09/88
Sample ID	0334	0362	0373	0421	0443
Compound	Concentration, ppbv				
Acetylene	<1.00	<1.00	<1.00	<1.00	<1.00
Propylene	<0.10	<0.10	<0.10	<0.10	<0.10
Chloromethane	<0.20	<0.20	<0.20	<0.20	<0.20
Vinyl chloride	<0.20	<0.20	<0.20	<0.20	<0.20
1,3-Butadiene	<0.10	<0.10	<0.10	<0.10	<0.10
Bromomethane	<0.20	<0.20	<0.20	<0.20	<0.20
Chloroethane	<0.10	<0.10	<0.10	<0.10	<0.10
Methylene chloride	<0.11	<0.11	<0.11	<0.11	<0.11
trans-1,2-Dichloroethylene	<0.04	<0.04	<0.04	<0.04	<0.04
1,1-Dichloroethane	<0.04	<0.04	<0.04	<0.04	<0.04
Chloroprene	<0.06	<0.06	<0.06	<0.06	<0.06
Bromochloromethane	<0.003	<0.003	<0.003	<0.003	<0.003
Chloroform	<0.006	<0.006	<0.006	<0.006	<0.006
1,1,1-Trichloroethane	<0.001	<0.001	<0.001	<0.001	<0.001
Carbon tetrachloride	<0.001	<0.001	<0.001	<0.001	<0.001
1,2-Dichloroethane	<0.04	<0.04	4.83 (L)	0.48 (L)	<0.04
Benzene/1,2-Dichloroethane	<0.04	<0.04	5.44 (M)	0.98 (H)	<0.04
Benzene	<0.04	<0.04	0.61 (M)	0.50 (H)	<0.04
Trichloroethylene	<0.004	<0.004	1.000(L)	<0.004	<0.004
1,2-Dichloropropane	<0.04	<0.04	<0.04	<0.04	<0.04
Bromodichloromethane	<0.001	<0.001	<0.001	<0.001	<0.001
cis-1,3-Dichloropropylene	<0.04	<0.04	<0.04	<0.04	<0.04
Toluene	1.20 (L)	1.90 (L)	9.06 (H)	3.39 (M)	1.18 (H)
n-Octane	3.53 (L)	<0.03	<0.03	0.87 (M)	<0.03
n-Octane/t-1,3-Dichloropropylene	<0.03	<0.03	<0.03	<0.03	<0.03
trans-1,3-Dichloropropylene	<0.04	<0.04	<0.04	<0.04	<0.04
1,1,2-Trichloroethane	<0.02	<0.02	<0.02	<0.02	<0.02
Tetrachloroethylene	<0.07	<0.07	<0.07	<0.07	<0.07
Dibromochloromethane	<0.001	<0.001	<0.001	<0.001	<0.001
Chlorobenzene	<0.02	<0.02	<0.02	0.85 (L)	<0.02
Ethylbenzene	<0.02	4.21 (M)	8.06 (L)	1.08 (H)	<0.02
m/p-Xylene	0.78 (L)	0.99 (H)	3.34 (M)	2.93 (L)	1.08 (L)
Styrene/o-Xylene	1.29 (L)	1.35 (M)	3.46 (M)	1.43 (M)	0.33 (L)
Bromoform	<0.001	<0.001	<0.001	<0.001	<0.001
1,1,2,2-Tetrachloroethane	<0.002	<0.002	<0.002	<0.002	<0.002
m-Dichlorobenzene	<0.02	0.36 (L)	<0.02	1.19 (M)	<0.02
p-Dichlorobenzene	<0.09	<0.09	<0.09	16.76 (H)	<0.09
o-Dichlorobenzene	<0.02	<0.02	<0.02	1.16 (L)	<0.02

(H) High confidence level (M) Medium confidence level (L) Low confidence level (Continued)

TABLE A12. JAFL (Continued)

Sample Date	06/20/88	07/02/88	07/02/88	07/14/88	07/14/88
Sample ID	0458	0479D	0480D	0510D	0511D
Compound	Concentration, ppbv				
Acetylene	<1.00	<1.00	<1.00	<1.00	<1.00
Propylene	<0.10	<0.10	<0.10	<0.10	<0.10
Chloromethane	<0.20	<0.20	<0.20	<0.20	<0.20
Vinyl chloride	<0.20	<0.20	<0.20	<0.20	<0.20
1,3-Butadiene	<0.10	<0.10	<0.10	<0.10	<0.10
Bromomethane	<0.20	<0.20	<0.20	<0.20	<0.20
Chloroethane	<0.10	<0.10	<0.10	0.12 (L)	0.22 (L)
Methylene chloride	<0.11	<0.11	<0.11	<0.11	<0.11
trans-1,2-Dichloroethylene	<0.04	<0.04	<0.04	0.28 (H)	<0.04
1,1-Dichloroethane	<0.04	<0.04	<0.04	<0.04	<0.04
Chloroprene	<0.06	<0.06	<0.06	<0.06	<0.06
Bromochloromethane	<0.003	<0.003	<0.003	<0.003	<0.003
Chloroform	<0.006	<0.006	<0.006	<0.006	<0.006
1,1,1-Trichloroethane	<0.001	<0.001	<0.001	6.463(H)	6.450(H)
Carbon tetrachloride	<0.001	<0.001	<0.001	<0.001	<0.001
1,2-Dichloroethane	2.36 (L)	<0.04	<0.04	<0.04	<0.04
Benzene/1,2-Dichloroethane	2.98 (L)	<0.04	<0.04	<0.04	<0.04
Benzene	0.62 (L)	0.58 (M)	0.54 (M)	0.50 (H)	0.38 (H)
Trichloroethylene	<0.004	<0.004	<0.004	<0.004	<0.004
1,2-Dichloropropane	<0.04	<0.04	<0.04	<0.04	<0.04
Bromodichloromethane	<0.001	<0.001	<0.001	<0.001	<0.001
cis-1,3-Dichloropropylene	<0.04	<0.04	<0.04	<0.04	<0.04
Toluene	3.72 (H)	1.55 (H)	1.53 ((H	1.00 (H)	0.95 (H)
n-Octane	0.53 (M)	<0.03	<0.03	<0.03	<0.03
n-Octane/t-1,3-Dichloropropylene	<0.03	<0.03	<0.03	<0.03	<0.03
trans-1,3-Dichloropropylene	<0.04	<0.04	<0.04	<0.04	<0.04
1,1,2-Trichloroethane	<0.02	<0.02	<0.02	<0.02	<0.02
Tetrachloroethylene	<0.07	<0.07	<0.07	<0.07	<0.07
Dibromochloromethane	<0.001	<0.001	<0.001	<0.001	<0.001
Chlorobenzene	0.48 (H)	0.14 (M)	0.18 (H)	<0.02	<0.02
Ethylbenzene	0.46 (L)	1.11 (H)	1.10 (H)	<0.02	0.13 (H)
m/p-Xylene	2.44 (H)	0.19 (L)	0.20 (H)	0.65 (H)	0.61 (M)
Styrene/o-Xylene	1.13 (H)	<0.02	<0.02	0.07 (L)	0.17 (H)
Bromoform	<0.001	<0.001	<0.001	<0.001	<0.001
1,1,2,2-Tetrachloroethane	<0.002	<0.002	<0.002	<0.002	<0.002
m-Dichlorobenzene	<0.02	<0.02	<0.02	<0.02	<0.02
p-Dichlorobenzene	<0.09	<0.09	<0.09	<0.09	<0.09
o-Dichlorobenzene	<0.02	<0.02	<0.02	<0.02	<0.02

(H) High confidence level (M) Medium confidence level (L) Low confidence level (Continued)

D Duplicate sample

TABLE A12. JAFL (Continued)

Sample Date	08/03/88	08/09/88	08/19/88	09/01/88	09/21/88
Sample ID	0547	0557	0579	0607	0646
Compound	Concentration, ppbv				
Acetylene	<1.00	<1.00	<1.00	<1.00	<1.00
Propylene	<0.10	<0.10	<0.10	<0.10	<0.10
Chloromethane	<0.20	13.26 (L)	<0.20	<0.20	<0.20
Vinyl chloride	<0.20	<0.20	<0.20	<0.20	<0.20
1,3-Butadiene	<0.10	<0.10	<0.10	0.71 (M)	<0.10
Bromomethane	<0.20	<0.20	<0.20	<0.20	<0.20
Chloroethane	<0.10	<0.10	<0.10	<0.10	<0.10
Methylene chloride	<0.11	<0.11	<0.11	<0.11	<0.11
trans-1,2-Dichloroethylene	<0.04	<0.04	<0.04	<0.04	<0.04
1,1-Dichloroethane	<0.04	<0.04	<0.04	<0.04	<0.04
Chloroprene	<0.06	<0.06	<0.06	<0.06	<0.06
Bromochloromethane	<0.003	<0.003	<0.003	<0.003	<0.003
Chloroform	<0.006	<0.006	<0.006	<0.006	<0.006
1,1,1-Trichloroethane	0.743(H)	1.186(H)	<0.001	<0.001	1.667(M)
Carbon tetrachloride	<0.001	<0.001	<0.001	<0.001	<0.001
1,2-Dichloroethane	<0.04	<0.04	<0.04	<0.04	<0.04
Benzene/1,2-Dichloroethane	<0.04	<0.04	<0.04	<0.04	<0.04
Benzene	0.79 (M)	1.81 (H)	0.37 (H)	1.22 (M)	1.07 (H)
Trichloroethylene	<0.004	0.119(H)	<0.004	<0.004	<0.004
1,2-Dichloropropane	<0.04	<0.04	<0.04	0.46 (H)	<0.04
Bromodichloromethane	<0.001	<0.001	<0.001	<0.001	<0.001
cis-1,3-Dichloropropylene	<0.04	<0.04	<0.04	<0.04	<0.04
Toluene	4.02 (H)	6.71 (L)	3.00 (H)	2.92 (L)	3.44 (H)
n-Octane	<0.03	<0.03	<0.03	<0.03	<0.03
n-Octane/t-1,3-Dichloropropylene	<0.03	<0.03	<0.03	<0.03	<0.03
trans-1,3-Dichloropropylene	<0.04	<0.04	<0.04	<0.04	<0.04
1,1,2-Trichloroethane	<0.02	<0.02	0.09 (H)	<0.02	2.30 (H)
Tetrachloroethylene	<0.07	<0.07	<0.07	<0.07	<0.07
Dibromochloromethane	<0.001	<0.001	<0.001	<0.001	<0.001
Chlorobenzene	<0.02	<0.02	0.11 (M)	0.15 (M)	0.08 (M)
Ethylbenzene	0.71 (H)	0.53 (H)	0.28 (H)	0.35 (H)	0.35 (M)
m/p-Xylene	4.33 (H)	3.14 (H)	1.79 (H)	1.95 (H)	2.46 (M)
Styrene/o-Xylene	1.58 (H)	0.93 (H)	0.55 (H)	0.94 (H)	0.74 (H)
Bromoform	<0.001	<0.001	<0.001	<0.001	<0.001
1,1,2,2-Tetrachloroethane	<0.002	<0.002	<0.002	<0.002	<0.002
m-Dichlorobenzene	<0.02	<0.02	<0.02	<0.02	<0.02
p-Dichlorobenzene	<0.09	<0.09	<0.09	<0.09	<0.09
o-Dichlorobenzene	<0.02	<0.02	2.80 (M)	<0.02	<0.02

(H) High confidence level (M) Medium confidence level (L) Low confidence level (Continued)

TABLE A12. JAFL (Continued)

Sample Date	09/21/88	10/01/88
Sample ID	0646R	0656
Compound	Concentration, ppbv	
Acetylene	<1.00	<1.00
Propylene	<0.10	<0.10
Chloromethane	<0.20	<0.20
Vinyl chloride	<0.20	<0.20
1,3-Butadiene	<0.10	<0.10
Bromomethane	<0.20	<0.20
Chloroethane	<0.10	<0.10
Methylene chloride	<0.11	<0.11
trans-1,2-Dichloroethylene	<0.04	<0.04
1,1-Dichloroethane	<0.04	<0.04
Chloroprene	<0.06	<0.06
Bromochloromethane	<0.003	<0.003
Chloroform	<0.006	<0.006
1,1,1-Trichloroethane	1.664(L)	0.689(M)
Carbon tetrachloride	<0.001	<0.001
1,2-Dichloroethane	<0.04	<0.04
Benzene/1,2-Dichloroethane	<0.04	<0.04
Benzene	1.57 (M)	0.44 (H)
Trichloroethylene	<0.004	0.414(H)
1,2-Dichloropropane	<0.04	<0.04
Bromodichloromethane	<0.001	<0.001
cis-1,3-Dichloropropylene	<0.04	<0.04
Toluene	3.60 (H)	1.26 (M)
n-Octane	<0.03	<0.03
n-Octane/t-1,3-Dichloropropylene	<0.03	<0.03
trans-1,3-Dichloropropylene	<0.04	<0.04
1,1,2-Trichloroethane	<0.02	<0.02
Tetrachloroethylene	0.16 (H)	0.12 (M)
Dibromochloromethane	<0.001	<0.001
Chlorobenzene	0.07 (L)	<0.02
Ethylbenzene	0.34 (M)	0.17 (M)
m/p-Xylene	2.23 (H)	0.84 (M)
Styrene/o-Xylene	0.70 (H)	<0.02
Bromoform	<0.001	<0.001
1,1,2,2-Tetrachloroethane	<0.002	<0.002
m-Dichlorobenzene	<0.02	<0.02
p-Dichlorobenzene	<0.09	<0.09
o-Dichlorobenzene	<0.02	<0.02

(H) High confidence level (M) Medium confidence level (L) Low confidence level
R Replicate analysis

TABLE A13. MULTIPLE DETECTOR SPECIATED UATMP DATA SUMMARY FOR L2KY

Sample Date	09/30/87	10/24/87	10/24/87	11/05/87	11/17/87
Sample ID	0003	0036	0036R	0045	0096
Compound	Concentration, ppbv				
Acetylene	<1.00	<1.00	<1.00	<1.00	<1.00
Propylene	<0.10	<0.10	<0.10	<0.10	<0.10
Chloromethane	<0.20	<0.20	<0.20	<0.20	<0.20
Vinyl chloride	<0.20	<0.20	<0.20	<0.20	<0.20
1,3-Butadiene	<0.10	<0.10	<0.10	<0.10	<0.10
Bromomethane	<0.20	<0.20	<0.20	<0.20	<0.20
Chloroethane	<0.10	<0.10	<0.10	<0.10	<0.10
Methylene chloride	<0.11	<0.11	<0.11	<0.11	<0.11
trans-1,2-Dichloroethylene	<0.04	<0.04	<0.04	<0.04	<0.04
1,1-Dichloroethane	<0.04	<0.04	<0.04	<0.04	<0.04
Chloroprene	0.30 (L)	<0.06	<0.06	<0.06	<0.06
Bromochloromethane	<0.003	<0.003	<0.003	<0.003	<0.003
Chloroform	<0.006	<0.006	<0.006	<0.006	<0.006
1,1,1-Trichloroethane	<0.001	<0.001	<0.001	<0.001	<0.001
Carbon tetrachloride	<0.001	<0.001	<0.001	<0.001	<0.001
1,2-Dichloroethane	<0.04	0.52 (L)	2.33 (L)	<0.04	<0.04
Benzene/1,2-Dichloroethane	<0.04	1.85 (M)	3.81 (L)	<0.04	<0.04
Benzene	<0.04	1.33 (M)	1.48 (L)	<0.04	<0.04
Trichloroethylene	<0.004	<0.004	<0.004	<0.004	<0.004
1,2-Dichloropropane	<0.04	<0.04	<0.04	<0.04	<0.04
Bromodichloromethane	<0.001	<0.001	<0.001	<0.001	<0.001
cis-1,3-Dichloropropylene	<0.04	<0.04	<0.04	<0.04	<0.04
Toluene	1.86 (M)	3.22 (L)	3.11 (L)	0.98 (H)	2.90 (H)
n-Octane	<0.03	<0.03	<0.03	<0.03	<0.03
n-Octane/t-1,3-Dichloropropylene	<0.03	<0.03	<0.03	<0.03	<0.03
trans-1,3-Dichloropropylene	<0.04	<0.04	<0.04	<0.04	<0.04
1,1,2-Trichloroethane	<0.02	<0.02	<0.02	<0.02	<0.02
Tetrachloroethylene	<0.07	0.69 (L)	<0.07	<0.07	<0.07
Dibromochloromethane	<0.001	<0.001	<0.001	<0.001	<0.001
Chlorobenzene	<0.02	<0.02	<0.02	0.33 (M)	<0.02
Ethylbenzene	<0.02	<0.02	<0.02	<0.02	<0.02
m/p-Xylene	9.23 (M)	12.74 (H)	15.39 (H)	7.59 (H)	4.36 (H)
Styrene/o-Xylene	<0.02	3.70 (M)	3.94 (M)	1.51 (M)	0.77 (M)
Bromoform	<0.001	<0.001	<0.001	<0.001	<0.001
1,1,2,2-Tetrachloroethane	<0.002	<0.002	<0.002	<0.002	<0.002
m-Dichlorobenzene	<0.02	<0.02	<0.02	<0.02	<0.02
p-Dichlorobenzene	<0.09	<0.09	<0.09	<0.09	<0.09
o-Dichlorobenzene	<0.02	<0.02	<0.02	<0.02	<0.02

(H) High confidence level (M) Medium confidence level (L) Low confidence level (Continued)
R Replicate analysis

TABLE A13. L2KY (Continued)

Sample Date	11/29/87	11/29/87	12/11/87	12/23/87	01/04/88
Sample ID	0105D	0106D	0132	0212	0188 (a)
Compound	Concentration, ppbv				
Acetylene	<1.00	<1.00	<1.00	<1.00	<1.00
Propylene	<0.10	<0.10	<0.10	<0.10	<0.10
Chloromethane	<0.20	<0.20	<0.20	<0.20	<0.20
Vinyl chloride	<0.20	<0.20	<0.20	<0.20	<0.20
1,3-Butadiene	<0.10	<0.10	<0.10	<0.10	<0.10
Bromomethane	<0.20	<0.20	<0.20	<0.20	<0.20
Chloroethane	<0.10	<0.10	<0.10	<0.10	<0.10
Methylene chloride	<0.11	<0.11	<0.11	<0.11	<0.11
trans-1,2-Dichloroethylene	<0.04	<0.04	<0.04	<0.04	<0.04
1,1-Dichloroethane	<0.04	<0.04	<0.04	<0.04	<0.04
Chloroprene	<0.06	<0.06	<0.06	<0.06	<0.06
Bromochloromethane	<0.003	<0.003	<0.003	<0.003	<0.003
Chloroform	<0.006	<0.006	<0.006	<0.006	<0.006
1,1,1-Trichloroethane	0.412(H)	0.425(M)	<0.001	<0.001	<0.001
Carbon tetrachloride	<0.001	<0.001	<0.001	<0.001	<0.001
1,2-Dichloroethane	1.06 (L)	0.99 (L)	2.37 (L)	1.34 (L)	0.81 (L)
Benzene/1,2-Dichloroethane	2.12 (H)	2.10 (H)	4.27 (H)	3.93 (H)	0.97 (L)
Benzene	1.06 (H)	1.11 (H)	1.90 (H)	2.59 (H)	0.16 (L)
Trichloroethylene	<0.004	<0.004	<0.004	<0.004	<0.004
1,2-Dichloropropane	<0.04	<0.04	1.38 (H)	0.54 (H)	<0.04
Bromodichloromethane	<0.001	<0.001	<0.001	<0.001	<0.001
cis-1,3-Dichloropropylene	<0.04	<0.04	<0.04	<0.04	<0.04
Toluene	5.64 (H)	5.62 (H)	5.40 (H)	6.07 (H)	0.26 (H)
n-Octane	<0.03	<0.03	<0.03	<0.03	<0.03
n-Octane/t-1,3-Dichloropropylene	<0.03	<0.03	<0.03	<0.03	<0.03
trans-1,3-Dichloropropylene	<0.04	<0.04	<0.04	<0.04	<0.04
1,1,2-Trichloroethane	<0.02	<0.02	<0.02	<0.02	<0.02
Tetrachloroethylene	<0.07	<0.07	<0.07	<0.07	<0.07
Dibromochloromethane	<0.001	<0.001	<0.001	<0.001	<0.001
Chlorobenzene	0.24 (H)	0.28 (H)	<0.02	1.91 (M)	<0.02
Ethylbenzene	<0.02	<0.02	<0.02	<0.02	<0.02
m/p-Xylene	2.77 (H)	3.09 (H)	16.39 (H)	18.88 (H)	0.42 (H)
Styrene/o-Xylene	<0.02	<0.02	2.51 (H)	4.23 (H)	0.09 (H)
Bromoform	<0.001	<0.001	<0.001	<0.001	<0.001
1,1,2,2-Tetrachloroethane	<0.002	<0.002	<0.002	<0.002	<0.002
m-Dichlorobenzene	<0.02	<0.02	<0.02	<0.02	<0.02
p-Dichlorobenzene	<0.09	<0.09	<0.09	2.15 (L)	<0.09
o-Dichlorobenzene	<0.02	<0.02	<0.02	<0.02	0.21 (L)

(H) High confidence level (M) Medium confidence level (L) Low confidence level (Continued)

(a) Sampled for 96 hours

D Duplicate sample

TABLE A13. L2KY (Continued)

Sample Date	01/16/88	01/28/88	02/09/88	02/21/88	02/21/88
Sample ID	0220	0213	0224	0251	0251R
Compound	Concentration, ppbv				
Acetylene	<1.00	<1.00	<1.00	<1.00	<1.00
Propylene	<0.10	<0.10	<0.10	<0.10	<0.10
Chloromethane	<0.20	<0.20	<0.20	<0.20	<0.20
Vinyl chloride	<0.20	<0.20	<0.20	<0.20	<0.20
1,3-Butadiene	<0.10	<0.10	<0.10	<0.10	<0.10
Bromomethane	<0.20	<0.20	<0.20	<0.20	<0.20
Chloroethane	<0.10	<0.10	<0.10	<0.10	<0.10
Methylene chloride	<0.11	<0.11	<0.11	<0.11	<0.11
trans-1,2-Dichloroethylene	<0.04	<0.04	<0.04	<0.04	<0.04
1,1-Dichloroethane	<0.04	<0.04	<0.04	<0.04	<0.04
Chloroprene	<0.06	<0.06	<0.06	<0.06	<0.06
Bromochloromethane	<0.003	<0.003	<0.003	<0.003	<0.003
Chloroform	<0.006	<0.006	<0.006	<0.006	<0.006
1,1,1-Trichloroethane	<0.001	0.377(H)	0.091(M)	<0.001	0.036(H)
Carbon tetrachloride	<0.001	<0.001	<0.001	<0.001	<0.001
1,2-Dichloroethane	<0.04	<0.04	2.81 (L)	<0.04	<0.04
Benzene/1,2-Dichloroethane	<0.04	<0.04	3.00 (L)	<0.04	<0.04
Benzene	<0.04	<0.04	0.19 (L)	<0.04	<0.04
Trichloroethylene	<0.004	<0.004	0.328	<0.004	0.075(L)
1,2-Dichloropropane	<0.04	<0.04	<0.04	<0.04	<0.04
Bromodichloromethane	<0.001	<0.001	<0.001	<0.001	<0.001
cis-1,3-Dichloropropylene	<0.04	<0.04	<0.04	<0.04	<0.04
Toluene	0.92 (M)	3.48 (M)	3.18 (M)	0.46 (M)	0.51 (H)
n-Octane	<0.03	<0.03	<0.03	<0.03	<0.03
n-Octane/t-1,3-Dichloropropylene	<0.03	<0.03	<0.03	<0.03	<0.03
trans-1,3-Dichloropropylene	<0.04	<0.04	<0.04	<0.04	<0.04
1,1,2-Trichloroethane	<0.02	<0.02	<0.02	<0.02	<0.02
Tetrachloroethylene	<0.07	<0.07	<0.07	<0.07	<0.07
Dibromochloromethane	<0.001	<0.001	<0.001	<0.001	<0.001
Chlorobenzene	<0.02	<0.02	<0.02	<0.02	<0.02
Ethylbenzene	<0.02	<0.02	<0.02	<0.02	<0.02
m/p-Xylene	3.22 (H)	9.17 (M)	6.01 (H)	0.64 (H)	0.58 (H)
Styrene/o-Xylene	0.83 (M)	2.42 (L)	1.78 (L)	<0.02	<0.02
Bromoform	<0.001	<0.001	<0.001	<0.001	<0.001
1,1,2,2-Tetrachloroethane	<0.002	<0.002	<0.002	<0.002	<0.002
m-Dichlorobenzene	<0.02	<0.02	<0.02	0.05 (M)	<0.02
p-Dichlorobenzene	<0.09	<0.09	1.25 (L)	<0.09	<0.09
o-Dichlorobenzene	<0.02	<0.02	0.39 (L)	0.27 (L)	0.21 (L)

(H) High confidence level (M) Medium confidence level (L) Low confidence level (Continued)

R Replicate analysis

TABLE A13. L2KY (Continued)

Sample Date	03/05/88	03/16/88	03/16/88	04/09/88	04/21/88
Sample ID	0310	0312D	0313D	0344	0361
Compound	Concentration, ppbv				
Acetylene	<1.00	<1.00	<1.00	<1.00	<1.00
Propylene	<0.10	<0.10	<0.10	<0.10	<0.10
Chloromethane	<0.20	<0.20	<0.20	<0.20	<0.20
Vinyl chloride	<0.20	<0.20	<0.20	<0.20	<0.20
1,3-Butadiene	<0.10	<0.10	<0.10	<0.10	<0.10
Bromomethane	<0.20	<0.20	<0.20	<0.20	<0.20
Chloroethane	<0.10	<0.10	<0.10	<0.10	<0.10
Methylene chloride	<0.11	<0.11	<0.11	<0.11	<0.11
trans-1,2-Dichloroethylene	<0.04	<0.04	0.09 (L)	<0.04	<0.04
1,1-Dichloroethane	<0.04	<0.04	<0.04	<0.04	<0.04
Chloroprene	<0.06	<0.06	<0.06	<0.06	<0.06
Bromochloromethane	<0.003	<0.003	<0.003	<0.003	<0.003
Chloroform	<0.006	<0.006	<0.006	<0.006	<0.006
1,1,1-Trichloroethane	<0.001	0.032(H)	<0.001	0.257(L)	0.304(H)
Carbon tetrachloride	<0.001	<0.001	<0.001	<0.001	<0.001
1,2-Dichloroethane	<0.04	<0.04	<0.04	2.54 (L)	1.23 (L)
Benzene/1,2-Dichloroethane	<0.04	<0.04	<0.04	2.68 (M)	1.38 (M)
Benzene	<0.04	<0.04	<0.04	0.14 (M)	0.15 (M)
Trichloroethylene	<0.004	<0.004	<0.004	<0.004	<0.004
1,2-Dichloropropane	<0.04	<0.04	<0.04	<0.04	<0.04
Bromodichloromethane	<0.001	<0.001	<0.001	<0.001	<0.001
cis-1,3-Dichloropropylene	<0.04	<0.04	<0.04	<0.04	<0.04
Toluene	1.69 (H)	5.54 (M)	7.23 (M)	1.53 (H)	2.11 (L)
n-Octane	<0.03	<0.03	<0.03	<0.03	<0.03
n-Octane/t-1,3-Dichloropropylene	<0.03	<0.03	<0.03	<0.03	<0.03
trans-1,3-Dichloropropylene	<0.04	<0.04	<0.04	<0.04	<0.04
1,1,2-Trichloroethane	<0.02	<0.02	<0.02	<0.02	<0.02
Tetrachloroethylene	<0.07	<0.07	<0.07	<0.07	<0.07
Dibromochloromethane	<0.001	<0.001	<0.001	<0.001	<0.001
Chlorobenzene	<0.02	<0.02	0.10 (H)	0.12 (M)	0.27 (M)
Ethylbenzene	<0.02	<0.02	<0.02	1.83 (M)	2.37 (H)
m/p-Xylene	2.96 (H)	1.02 (M)	0.61 (H)	1.28 (L)	1.87 (H)
Styrene/o-Xylene	0.74 (L)	0.18 (L)	0.18 (H)	0.69 (H)	0.60 (H)
Bromoform	<0.001	<0.001	<0.001	<0.001	<0.001
1,1,2,2-Tetrachloroethane	<0.002	<0.002	<0.002	<0.002	<0.002
m-Dichlorobenzene	<0.02	<0.02	<0.02	0.07 (H)	<0.02
p-Dichlorobenzene	0.26 (H)	<0.09	<0.09	0.68 (H)	0.42 (L)
o-Dichlorobenzene	<0.02	<0.02	<0.02	<0.02	<0.02

(H) High confidence level (M) Medium confidence level (L) Low confidence level (Continued)

D Duplicate sample

TABLE A13. L2KY (Continued)

Sample Date	05/03/88	05/14/88	05/14/88	05/27/88	06/08/88
Sample ID	0370	0402	0402R	0427	0487
Compound	Concentration, ppbv				
Acetylene	<1.00	<1.00	<1.00	<1.00	<1.00
Propylene	<0.10	<0.10	<0.10	<0.10	<0.10
Chloromethane	<0.20	<0.20	<0.20	<0.20	<0.20
Vinyl chloride	<0.20	<0.20	<0.20	<0.20	<0.20
1,3-Butadiene	<0.10	<0.10	<0.10	<0.10	<0.10
Bromomethane	<0.20	<0.20	<0.20	<0.20	<0.20
Chloroethane	<0.10	<0.10	<0.10	<0.10	<0.10
Methylene chloride	<0.11	<0.11	<0.11	<0.11	<0.11
trans-1,2-Dichloroethylene	<0.04	<0.04	<0.04	0.82 (M)	<0.04
1,1-Dichloroethane	<0.04	<0.04	<0.04	<0.04	<0.04
Chloroprene	<0.06	<0.06	<0.06	0.07 (M)	<0.06
Bromochloromethane	<0.003	<0.003	<0.003	<0.003	<0.003
Chloroform	<0.006	<0.006	<0.006	<0.006	<0.006
1,1,1-Trichloroethane	0.322(H)	1.025(M)	1.033 (H)	<0.001	<0.001
Carbon tetrachloride	<0.001	<0.001	<0.001	<0.001	<0.001
1,2-Dichloroethane	1.95 (L)	0.78 (L)	1.63 (L)	5.11 (L)	1.28 (L)
Benzene/1,2-Dichloroethane	2.17 (H)	3.25 (L)	3.32 (H)	8.20 (H)	3.08 (L)
Benzene	0.22 (H)	2.47 (L)	1.69 (H)	3.09 (H)	1.80 (L)
Trichloroethylene	<0.004	<0.004	0.387(L)	<0.004	<0.004
1,2-Dichloropropane	<0.04	<0.04	<0.04	<0.04	<0.04
Bromodichloromethane	<0.001	<0.001	<0.001	<0.001	<0.001
cis-1,3-Dichloropropylene	<0.04	<0.04	<0.04	<0.04	<0.04
Toluene	2.43 (M)	9.20 (M)	9.98 (M)	14.71 (H)	31.35 (H)
n-Octane	<0.03	1.85 (M)	1.68 (L)	2.27 (H)	5.09 (M)
n-Octane/t-1,3-Dichloropropylene	<0.03	<0.03	<0.03	<0.03	<0.03
trans-1,3-Dichloropropylene	<0.04	<0.04	<0.04	<0.04	<0.04
1,1,2-Trichloroethane	<0.02	<0.02	0.36 (M)	<0.02	<0.02
Tetrachloroethylene	<0.07	<0.07	<0.07	<0.07	<0.07
Dibromochloromethane	<0.001	<0.001	<0.001	<0.001	<0.001
Chlorobenzene	0.38 (H)	<0.02	<0.02	0.87 (H)	<0.02
Ethylbenzene	2.07 (H)	2.29 (L)	1.39 (H)	2.35 (H)	<0.02
m/p-Xylene	1.52 (H)	7.52 (M)	6.71 (H)	18.61 (H)	6.30 (L)
Styrene/o-Xylene	0.73 (H)	3.76 (L)	3.17 (H)	4.86 (H)	1.80 (L)
Bromoform	<0.001	<0.001	<0.001	<0.001	<0.001
1,1,2,2-Tetrachloroethane	<0.002	<0.002	<0.002	<0.002	<0.002
m-Dichlorobenzene	<0.02	<0.02	<0.02	<0.02	0.34 (L)
p-Dichlorobenzene	0.58 (H)	2.37 (H)	1.87 (H)	<0.09	<0.09
o-Dichlorobenzene	<0.02	<0.02	<0.02	<0.02	<0.02

(H) High confidence level (M) Medium confidence level (L) Low confidence level (Continued)
R Replicate analysis

TABLE A13. L2KY (Continued)

Sample Date	06/20/88	06/20/88	07/02/88	07/14/88	07/14/88
Sample ID	0471D	0472D	0521	0508	0508R
Compound	Concentration, ppbv				
Acetylene	<1.00	<1.00	<1.00	<1.00	<1.00
Propylene	<0.10	<0.10	<0.10	<0.10	<0.10
Chloromethane	<0.20	<0.20	<0.20	3.77 (M)	4.09 (M)
Vinyl chloride	<0.20	<0.20	<0.20	<0.20	<0.20
1,3-Butadiene	<0.10	<0.10	<0.10	<0.10	<0.10
Bromomethane	<0.20	<0.20	<0.20	<0.20	<0.20
Chloroethane	<0.10	<0.10	<0.10	<0.10	<0.10
Methylene chloride	<0.11	<0.11	<0.11	<0.11	<0.11
trans-1,2-Dichloroethylene	<0.04	<0.04	<0.04	<0.04	<0.04
1,1-Dichloroethane	<0.04	<0.04	<0.04	<0.04	<0.04
Chloroprene	<0.06	0.26 (M)	<0.06	<0.06	<0.06
Bromochloromethane	<0.003	<0.003	<0.003	<0.003	<0.003
Chloroform	<0.006	<0.006	<0.006	<0.006	<0.006
1,1,1-Trichloroethane	2.494(L)	3.255(M)	0.637(L)	0.636(L)	0.443(M)
Carbon tetrachloride	<0.001	<0.001	<0.001	<0.001	<0.001
1,2-Dichloroethane	3.82 (L)	2.17 (L)	<0.04	<0.04	<0.04
Benzene/1,2-Dichloroethane	6.14 (H)	3.87 (L)	<0.04	<0.04	<0.04
Benzene	2.32 (H)	1.70 (L)	1.26 (H)	1.34 (H)	1.65 (H)
Trichloroethylene	<0.004	<0.004	<0.004	<0.004	<0.004
1,2-Dichloropropane	<0.04	<0.04	<0.04	<0.04	<0.04
Bromodichloromethane	<0.001	<0.001	0.044(H)	<0.001	<0.001
cis-1,3-Dichloropropylene	<0.04	<0.04	<0.04	<0.04	<0.04
Toluene	19.75 (H)	14.48 (H)	1.96 (H)	10.77 (H)	10.83 (H)
n-Octane	<0.03	<0.03	<0.03	0.64 (L)	0.69 (M)
n-Octane/t-1,3-Dichloropropylene	<0.03	<0.03	<0.03	<0.03	<0.03
trans-1,3-Dichloropropylene	<0.04	<0.04	<0.04	<0.04	<0.04
1,1,2-Trichloroethane	<0.02	<0.02	<0.02	<0.02	<0.02
Tetrachloroethylene	<0.07	<0.07	<0.07	<0.07	<0.07
Dibromochloromethane	<0.001	<0.001	<0.001	<0.001	<0.001
Chlorobenzene	<0.02	<0.02	<0.02	<0.02	<0.02
Ethylbenzene	1.20 (H)	0.92 (H)	0.34 (H)	0.46 (H)	0.43 (H)
m/p-Xylene	6.61 (H)	4.86 (H)	2.58 (H)	2.72 (H)	2.79 (H)
Styrene/o-Xylene	1.86 (H)	1.70 (H)	0.42 (H)	0.66 (H)	0.65 (H)
Bromoform	<0.001	<0.001	<0.001	<0.001	<0.001
1,1,2,2-Tetrachloroethane	<0.002	<0.002	<0.002	<0.002	<0.002
m-Dichlorobenzene	<0.02	<0.02	<0.02	<0.02	<0.02
p-Dichlorobenzene	<0.09	<0.09	<0.09	<0.09	<0.09
o-Dichlorobenzene	<0.02	<0.02	<0.02	<0.02	<0.02

(H) High confidence level (M) Medium confidence level (L) Low confidence level (Continued)

D Duplicate sample R Replicate analysis

TABLE A13. L2KY (Continued)

Sample Date	07/26/88	08/07/88	08/19/88	08/31/88	09/12/88
Sample ID	0575	0573	0640	0638	0637
Compound	Concentration, ppbv				
Acetylene	14.64 (L)	<1.00	<1.00	<1.00	<1.00
Propylene	<0.10	<0.10	<0.10	<0.10	<0.10
Chloromethane	<0.20	<0.20	<0.20	<0.20	<0.20
Vinyl chloride	<0.20	<0.20	<0.20	<0.20	<0.20
1,3-Butadiene	0.37 (H)	0.89 (M)	0.52 (M)	0.34 (M)	0.30 (M)
Bromomethane	<0.20	<0.20	<0.20	<0.20	<0.20
Chloroethane	<0.10	<0.10	<0.10	<0.10	<0.10
Methylene chloride	<0.11	<0.11	<0.11	<0.11	<0.11
trans-1,2-Dichloroethylene	<0.04	<0.04	<0.04	<0.04	<0.04
1,1-Dichloroethane	0.26 (L)	<0.04	<0.04	<0.04	0.12 (L)
Chloroprene	0.48 (H)	<0.06	0.74 (H)	0.20 (M)	<0.06
Bromochloromethane	<0.003	<0.003	<0.003	<0.003	<0.003
Chloroform	<0.006	3.116(M)	<0.006	<0.006	<0.006
1,1,1-Trichloroethane	0.678(M)	<0.001	1.660(L)	0.600(M)	0.802(M)
Carbon tetrachloride	<0.001	<0.001	<0.001	<0.001	<0.001
1,2-Dichloroethane	<0.04	<0.04	<0.04	<0.04	<0.04
Benzene/1,2-Dichloroethane	<0.04	<0.04	<0.04	<0.04	<0.04
Benzene	1.61 (H)	2.98 (M)	2.83 (H)	2.56 (H)	1.72 (M)
Trichloroethylene	<0.004	<0.004	<0.004	<0.004	0.686(H)
1,2-Dichloropropane	<0.04	<0.04	1.39 (M)	<0.04	0.26 (H)
Bromodichloromethane	<0.001	<0.001	<0.001	<0.001	<0.001
cis-1,3-Dichloropropylene	<0.04	<0.04	<0.04	<0.04	<0.04
Toluene	18.99 (H)	9.04 (M)	17.71 (H)	7.65 (L)	5.17 (H)
n-Octane	<0.03	<0.03	<0.03	0.33 (L)	<0.03
n-Octane/t-1,3-Dichloropropylene	<0.03	<0.03	<0.03	<0.03	<0.03
trans-1,3-Dichloropropylene	<0.04	<0.04	<0.04	<0.04	<0.04
1,1,2-Trichloroethane	<0.02	<0.02	<0.02	<0.02	<0.02
Tetrachloroethylene	<0.07	0.19 (L)	0.46 (L)	<0.07	<0.07
Dibromochloromethane	<0.001	<0.001	<0.001	<0.001	<0.001
Chlorobenzene	0.26 (L)	0.17 (M)	0.23 (M)	<0.02	<0.02
Ethylbenzene	0.83 (H)	0.88 (H)	1.03 (M)	<0.02	1.29 (H)
m/p-Xylene	5.09 (H)	5.63 (H)	6.40 (M)	1.45 (M)	8.72 (M)
Styrene/o-Xylene	1.06 (H)	1.36 (H)	1.71 (H)	0.16 (L)	1.49 (M)
Bromoform	<0.001	<0.001	<0.001	<0.001	<0.001
1,1,2,2-Tetrachloroethane	<0.002	<0.002	<0.002	<0.002	0.418(H)
m-Dichlorobenzene	<0.02	<0.02	0.18 (M)	<0.02	<0.02
p-Dichlorobenzene	<0.09	<0.09	4.33 (M)	<0.09	0.53 (M)
o-Dichlorobenzene	<0.02	<0.02	<0.02	<0.02	<0.02

(H) High confidence level (M) Medium confidence level (L) Low confidence level (Continued)

TABLE A13. L2KY (Continued)

Sample Date	10/06/88	10/06/88
Sample ID	0657D	0658D
Compound	Concentration, ppbv	
Acetylene	<1.00	<1.00
Propylene	6.67 (L)	4.59 (M)
Chloromethane	<0.20	<0.20
Vinyl chloride	<0.20	<0.20
1,3-Butadiene	0.21 (H)	0.16 (H)
Bromomethane	<0.20	<0.20
Chloroethane	<0.10	<0.10
Methylene chloride	<0.11	<0.11
trans-1,2-Dichloroethylene	<0.04	0.28 (H)
1,1-Dichloroethane	<0.04	<0.04
Chloroprene	<0.06	<0.06
Bromochloromethane	<0.003	<0.003
Chloroform	<0.006	<0.006
1,1,1-Trichloroethane	0.566(L)	0.712(L)
Carbon tetrachloride	<0.001	<0.001
1,2-Dichloroethane	<0.04	<0.04
Benzene/1,2-Dichloroethane	<0.04	<0.04
Benzene	<0.04	<0.04
Trichloroethylene	<0.004	0.394(L)
1,2-Dichloropropane	<0.04	<0.04
Bromodichloromethane	<0.001	<0.001
cis-1,3-Dichloropropylene	<0.04	<0.04
Toluene	8.31 (H)	5.90 (H)
n-Octane	<0.03	<0.03
n-Octane/t-1,3-Dichloropropylene	<0.03	<0.03
trans-1,3-Dichloropropylene	<0.04	<0.04
1,1,2-Trichloroethane	<0.02	<0.02
Tetrachloroethylene	<0.07	<0.07
Dibromochloromethane	<0.001	<0.001
Chlorobenzene	0.27 (H)	0.26 (H)
Ethylbenzene	1.70 (H)	1.21 (H)
m/p-Xylene	11.56 (H)	8.15 (H)
Styrene/o-Xylene	2.39 (H)	1.77 (H)
Bromoform	<0.001	<0.001
1,1,2,2-Tetrachloroethane	<0.002	<0.002
m-Dichlorobenzene	<0.02	<0.02
p-Dichlorobenzene	<0.09	<0.09
o-Dichlorobenzene	<0.02	<0.02

(H) High confidence level (M) Medium confidence level (L) Low confidence level
D Duplicate sample

TABLE A14. MULTIPLE DETECTOR SPECIATED UATMP DATA SUMMARY FOR LAMI

Sample Date	10/06/87	10/18/87	10/30/87	10/30/87	11/11/87
Sample ID	0025	0034	0108	0108R	0064
Compound	Concentration, ppbv				
Acetylene	<1.00	<1.00	<1.00	<1.00	<1.00
Propylene	<0.10	<0.10	<0.10	<0.10	<0.10
Chloromethane	<0.20	<0.20	<0.20	<0.20	<0.20
Vinyl chloride	<0.20	<0.20	<0.20	<0.20	<0.20
1,3-Butadiene	<0.10	<0.10	<0.10	<0.10	<0.10
Bromomethane	<0.20	<0.20	<0.20	<0.20	<0.20
Chloroethane	<0.10	<0.10	<0.10	<0.10	<0.10
Methylene chloride	<0.11	<0.11	<0.11	<0.11	<0.11
trans-1,2-Dichloroethylene	<0.04	<0.04	<0.04	<0.04	<0.04
1,1-Dichloroethane	<0.04	<0.04	<0.04	<0.04	<0.04
Chloroprene	<0.06	<0.06	<0.06	<0.06	<0.06
Bromochloromethane	<0.003	<0.003	<0.003	<0.003	<0.003
Chloroform	<0.006	<0.006	<0.006	<0.006	<0.006
1,1,1-Trichloroethane	<0.001	<0.001	<0.001	<0.001	<0.001
Carbon tetrachloride	<0.001	<0.001	<0.001	<0.001	<0.001
1,2-Dichloroethane	<0.04	<0.04	<0.04	<0.04	<0.04
Benzene/1,2-Dichloroethane	<0.04	<0.04	<0.04	<0.04	<0.04
Benzene	<0.04	<0.04	<0.04	<0.04	<0.04
Trichloroethylene	<0.004	<0.004	<0.004	<0.004	<0.004
1,2-Dichloropropane	<0.04	<0.04	<0.04	<0.04	<0.04
Bromodichloromethane	<0.001	<0.001	<0.001	<0.001	<0.001
cis-1,3-Dichloropropylene	<0.04	<0.04	<0.04	<0.04	<0.04
Toluene	<0.02	1.45 (M)	1.79 (H)	2.35 (H)	0.88 (H)
n-Octane	<0.03	<0.03	<0.03	<0.03	<0.03
n-Octane/t-1,3-Dichloropropylene	<0.03	<0.03	<0.03	<0.03	<0.03
trans-1,3-Dichloropropylene	<0.04	<0.04	<0.04	<0.04	<0.04
1,1,2-Trichloroethane	<0.02	<0.02	<0.02	<0.02	<0.02
Tetrachloroethylene	<0.07	<0.07	0.47 (L)	<0.07	<0.07
Dibromochloromethane	<0.001	<0.001	<0.001	<0.001	<0.001
Chlorobenzene	<0.02	<0.02	<0.02	<0.02	<0.02
Ethylbenzene	<0.02	<0.02	<0.02	<0.02	<0.02
m/p-Xylene	6.47 (H)	4.67 (H)	7.15 (L)	5.80 (L)	3.76 (M)
Styrene/o-Xylene	<0.02	1.21 (L)	0.70 (L)	<0.02	<0.02
Bromoform	<0.001	<0.001	<0.001	<0.001	<0.001
1,1,2,2-Tetrachloroethane	<0.002	<0.002	<0.002	<0.002	<0.002
m-Dichlorobenzene	<0.02	<0.02	<0.02	<0.02	<0.02
p-Dichlorobenzene	<0.09	<0.09	<0.09	<0.09	<0.09
o-Dichlorobenzene	<0.02	<0.02	<0.02	<0.02	<0.02

(H) High confidence level (M) Medium confidence level (L) Low confidence level (Continued)

R Replicate analysis

TABLE A14. LAMI (Continued)

Sample Date	11/23/87	11/23/87	12/05/87	12/17/87	12/17/87
Sample ID	0085	0085R	0119	0136D	0137D
Compound	Concentration, ppbv				
Acetylene	<1.00	<1.00	<1.00	<1.00	<1.00
Propylene	<0.10	<0.10	<0.10	<0.10	<0.10
Chloromethane	<0.20	<0.20	<0.20	<0.20	<0.20
Vinyl chloride	<0.20	<0.20	<0.20	<0.20	<0.20
1,3-Butadiene	<0.10	<0.10	<0.10	<0.10	<0.10
Bromomethane	<0.20	<0.20	<0.20	<0.20	<0.20
Chloroethane	<0.10	<0.10	<0.10	<0.10	<0.10
Methylene chloride	<0.11	<0.11	<0.11	<0.11	<0.11
trans-1,2-Dichloroethylene	<0.04	<0.04	<0.04	<0.04	<0.04
1,1-Dichloroethane	<0.04	<0.04	<0.04	<0.04	<0.04
Chloroprene	<0.06	<0.06	<0.06	<0.06	<0.06
Bromochloromethane	<0.003	<0.003	<0.003	<0.003	0.626(M)
Chloroform	<0.006	<0.006	<0.006	<0.006	<0.006
1,1,1-Trichloroethane	<0.001	<0.001	<0.001	<0.001	<0.001
Carbon tetrachloride	<0.001	<0.001	<0.001	<0.001	<0.001
1,2-Dichloroethane	0.61 (L)	0.70 (L)	<0.04	<0.04	<0.04
Benzene/1,2-Dichloroethane	0.95 (M)	1.05 (M)	<0.04	<0.04	<0.04
Benzene	0.34 (M)	0.35 (M)	<0.04	<0.04	<0.04
Trichloroethylene	<0.004	<0.004	<0.004	<0.004	<0.004
1,2-Dichloropropane	<0.04	<0.04	<0.04	<0.04	<0.04
Bromodichloromethane	<0.001	<0.001	<0.001	<0.001	<0.001
cis-1,3-Dichloropropylene	<0.04	<0.04	<0.04	<0.04	0.53 (M)
Toluene	0.90 (H)	1.34 (H)	1.25 (L)	0.38 (H)	0.43 (H)
n-Octane	<0.03	<0.03	2.59 (M)	<0.03	<0.03
n-Octane/t-1,3-Dichloropropylene	<0.03	<0.03	<0.03	<0.03	<0.03
trans-1,3-Dichloropropylene	<0.04	<0.04	<0.04	<0.04	<0.04
1,1,2-Trichloroethane	<0.02	<0.02	<0.02	<0.02	0.52 (H)
Tetrachloroethylene	<0.07	<0.07	<0.07	<0.07	<0.07
Dibromochloromethane	<0.001	<0.001	<0.001	<0.001	<0.001
Chlorobenzene	<0.02	<0.02	<0.02	0.13 (H)	0.32 (M)
Ethylbenzene	<0.02	<0.02	<0.02	<0.02	<0.02
m/p-Xylene	7.20 (H)	7.50 (H)	7.47 (H)	1.35 (M)	1.29 (M)
Styrene/o-Xylene	0.07 (M)	<0.02	<0.02	<0.02	0.13 (H)
Bromoform	<0.001	<0.001	<0.001	<0.001	0.493(M)
1,1,2,2-Tetrachloroethane	<0.002	<0.002	<0.002	<0.002	<0.002
m-Dichlorobenzene	<0.02	<0.02	<0.02	<0.02	1.66 (M)
p-Dichlorobenzene	<0.09	<0.09	<0.09	<0.09	2.01 (M)
o-Dichlorobenzene	<0.02	<0.02	<0.02	<0.02	1.35 (M)

(H) High confidence level (M) Medium confidence level (L) Low confidence level (Continued)

D Duplicate sample R Replicate analysis

TABLE A14. LAMI (Continued)

Sample Date	12/29/87	01/10/88	01/22/88	02/03/88	02/15/88
Sample ID	0147	0174	0199	0234	0245
Compound	Concentration, ppbv				
Acetylene	<1.00	<1.00	<1.00	<1.00	<1.00
Propylene	<0.10	<0.10	<0.10	<0.10	<0.10
Chloromethane	<0.20	<0.20	<0.20	<0.20	<0.20
Vinyl chloride	<0.20	<0.20	<0.20	<0.20	<0.20
1,3-Butadiene	<0.10	<0.10	<0.10	<0.10	<0.10
Bromomethane	<0.20	<0.20	<0.20	<0.20	<0.20
Chloroethane	<0.10	<0.10	<0.10	<0.10	<0.10
Methylene chloride	<0.11	<0.11	<0.11	<0.11	<0.11
trans-1,2-Dichloroethylene	<0.04	<0.04	<0.04	<0.04	<0.04
1,1-Dichloroethane	<0.04	<0.04	<0.04	<0.04	<0.04
Chloroprene	<0.06	<0.06	<0.06	<0.06	<0.06
Bromochloromethane	<0.003	<0.003	<0.003	<0.003	<0.003
Chloroform	<0.006	<0.006	<0.006	<0.006	<0.006
1,1,1-Trichloroethane	<0.001	<0.001	0.102(H)	0.149(L)	<0.001
Carbon tetrachloride	<0.001	<0.001	<0.001	<0.001	<0.001
1,2-Dichloroethane	<0.04	<0.04	<0.04	1.71 (L)	<0.04
Benzene/1,2-Dichloroethane	<0.04	<0.04	<0.04	1.91 (L)	<0.04
Benzene	<0.04	<0.04	<0.04	0.20 (L)	<0.04
Trichloroethylene	<0.004	<0.004	<0.004	1.03 (L)	<0.004
1,2-Dichloropropane	0.97 (L)	<0.04	<0.04	<0.04	<0.04
Bromodichloromethane	<0.001	<0.001	<0.001	<0.001	<0.001
cis-1,3-Dichloropropylene	<0.04	<0.04	<0.04	<0.04	<0.04
Toluene	2.04 (H)	0.51 (H)	0.77 (M)	10.56 (H)	0.20 (M)
n-Octane	<0.03	<0.03	<0.03	<0.03	<0.03
n-Octane/t-1,3-Dichloropropylene	<0.03	<0.03	<0.03	<0.03	<0.03
trans-1,3-Dichloropropylene	<0.04	<0.04	<0.04	<0.04	<0.04
1,1,2-Trichloroethane	<0.02	0.18 (L)	<0.02	<0.02	<0.02
Tetrachloroethylene	<0.07	0.07 (M)	0.18 (L)	0.34 (L)	0.13 (L)
Dibromochloromethane	<0.001	<0.001	<0.001	<0.001	<0.001
Chlorobenzene	<0.02	<0.02	<0.02	<0.02	<0.02
Ethylbenzene	<0.02	<0.02	<0.02	<0.02	<0.02
m/p-Xylene	21.89 (H)	1.00 (H)	4.16 (H)	5.60 (H)	0.50 (H)
Styrene/o-Xylene	5.89 (M)	0.28 (M)	0.83 (M)	1.14 (L)	0.15 (H)
Bromoform	<0.001	<0.001	<0.001	<0.001	<0.001
1,1,2,2-Tetrachloroethane	<0.002	<0.002	<0.002	<0.002	<0.002
m-Dichlorobenzene	<0.02	0.04 (M)	0.08 (L)	0.27 (H)	<0.02
p-Dichlorobenzene	9.23 (H)	<0.09	<0.09	<0.09	<0.09
o-Dichlorobenzene	<0.02	<0.02	<0.02	0.27 (L)	<0.02

(H) High confidence level (M) Medium confidence level (L) Low confidence level (Continued)

TABLE A14. LAMI (Continued)

Sample Date	02/15/88	02/27/88	03/10/88	03/22/88	04/03/88
Sample ID	0245R	0270	0288	0305	0322
Compound	Concentration, ppbv				
Acetylene	<1.00	<1.00	<1.00	<1.00	<1.00
Propylene	<0.10	<0.10	<0.10	<0.10	<0.10
Chloromethane	<0.20	<0.20	<0.20	<0.20	<0.20
Vinyl chloride	<0.20	<0.20	<0.20	<0.20	<0.20
1,3-Butadiene	<0.10	<0.10	<0.10	<0.10	<0.10
Bromomethane	<0.20	<0.20	<0.20	<0.20	<0.20
Chloroethane	<0.10	<0.10	<0.10	<0.10	<0.10
Methylene chloride	<0.11	<0.11	<0.11	<0.11	<0.11
trans-1,2-Dichloroethylene	<0.04	<0.04	<0.04	<0.04	<0.04
1,1-Dichloroethane	<0.04	<0.04	<0.04	<0.04	<0.04
Chloroprene	<0.06	<0.06	<0.06	<0.06	<0.06
Bromochloromethane	<0.003	<0.003	<0.003	<0.003	<0.003
Chloroform	<0.006	<0.006	<0.006	<0.006	<0.006
1,1,1-Trichloroethane	0.231(L)	<0.001	<0.001	0.012(M)	<0.001
Carbon tetrachloride	<0.001	<0.001	<0.001	<0.001	<0.001
1,2-Dichloroethane	<0.04	<0.04	<0.04	2.65 (L)	0.57 (L)
Benzene/1,2-Dichloroethane	<0.04	<0.04	<0.04	3.00 (M)	0.62 (H)
Benzene	<0.04	<0.04	<0.04	0.35 (M)	0.05 (H)
Trichloroethylene	<0.004	<0.004	<0.004	<0.004	<0.004
1,2-Dichloropropane	<0.04	<0.04	<0.04	<0.04	<0.04
Bromodichloromethane	<0.001	<0.001	<0.001	<0.001	<0.001
cis-1,3-Dichloropropylene	<0.04	0.60 (M)	<0.04	<0.04	<0.04
Toluene	0.22 (M)	<0.02	0.62 (L)	2.87 (H)	0.80 (H)
n-Octane	<0.03	<0.03	<0.03	0.44 (H)	<0.03
n-Octane/t-1,3-Dichloropropylene	<0.03	<0.03	<0.03	<0.03	<0.03
trans-1,3-Dichloropropylene	<0.04	<0.04	<0.04	<0.04	<0.04
1,1,2-Trichloroethane	0.29 (M)	<0.02	0.23 (H)	<0.02	<0.02
Tetrachloroethylene	<0.07	<0.07	<0.07	0.77 (L)	<0.07
Dibromochloromethane	<0.001	<0.001	<0.001	<0.001	<0.001
Chlorobenzene	<0.02	<0.02	<0.02	<0.02	0.29 (M)
Ethylbenzene	<0.02	<0.02	<0.02	<0.02	<0.02
m/p-Xylene	0.53 (H)	0.15 (L)	0.25 (M)	0.55 (H)	<0.04
Styrene/o-Xylene	0.21 (L)	<0.02	<0.02	0.34 (H)	<0.02
Bromoform	<0.001	<0.001	<0.001	<0.001	<0.001
1,1,2,2-Tetrachloroethane	<0.002	<0.002	<0.002	<0.002	<0.002
m-Dichlorobenzene	<0.02	0.02 (M)	<0.02	0.12 (L)	0.07 (M)
p-Dichlorobenzene	<0.09	<0.09	<0.09	<0.09	<0.09
o-Dichlorobenzene	<0.02	<0.02	0.33 (M)	<0.02	<0.02

(H) High confidence level (M) Medium confidence level (L) Low confidence level (Continued)
R Replicate analysis

TABLE A14. LAMI (Continued)

Sample Date	04/15/88	04/27/88	04/27/88	05/09/88	05/21/88
Sample ID	0353	0367	0367R	0385	0405
Compound	Concentration, ppbv				
Acetylene	<1.00	<1.00	<1.00	<1.00	<1.00
Propylene	<0.10	<0.10	<0.10	<0.10	<0.10
Chloromethane	<0.20	<0.20	<0.20	<0.20	<0.20
Vinyl chloride	<0.20	<0.20	<0.20	<0.20	<0.20
1,3-Butadiene	<0.10	<0.10	<0.10	<0.10	<0.10
Bromomethane	<0.20	<0.20	<0.20	<0.20	<0.20
Chloroethane	<0.10	<0.10	<0.10	<0.10	<0.10
Methylene chloride	<0.11	<0.11	<0.11	<0.11	<0.11
trans-1,2-Dichloroethylene	<0.04	<0.04	<0.04	<0.04	<0.04
1,1-Dichloroethane	<0.04	<0.04	<0.04	<0.04	<0.04
Chloroprene	<0.06	<0.06	<0.06	<0.06	<0.06
Bromochloromethane	<0.003	<0.003	<0.003	<0.003	<0.003
Chloroform	<0.006	<0.006	<0.006	<0.006	0.262(H)
1,1,1-Trichloroethane	0.263(H)	<0.001	0.248(M)	<0.001	0.988(L)
Carbon tetrachloride	<0.001	<0.001	<0.001	<0.001	<0.001
1,2-Dichloroethane	<0.04	0.68 (L)	1.01 (L)	2.22 (L)	1.37 (L)
Benzene/1,2-Dichloroethane	<0.04	0.75 (H)	1.09 (H)	2.32 (L)	3.72 (M)
Benzene	<0.04	0.07 (H)	0.08 (H)	0.10 (L)	2.35 (M)
Trichloroethylene	<0.004	<0.004	<0.004	<0.004	<0.004
1,2-Dichloropropane	<0.04	<0.04	<0.04	<0.04	<0.04
Bromodichloromethane	<0.001	<0.001	<0.001	<0.001	<0.001
cis-1,3-Dichloropropylene	<0.04	<0.04	<0.04	<0.04	<0.04
Toluene	0.27 (M)	0.56 (H)	0.45 (L)	1.78 (L)	7.41 (H)
n-Octane	<0.03	<0.03	<0.03	2.21 (M)	<0.03
n-Octane/t-1,3-Dichloropropylene	<0.03	<0.03	<0.03	<0.03	<0.03
trans-1,3-Dichloropropylene	<0.04	<0.04	<0.04	<0.04	<0.04
1,1,2-Trichloroethane	<0.02	0.35 (H)	0.35 (H)	<0.02	<0.02
Tetrachloroethylene	<0.07	<0.07	<0.07	<0.07	<0.07
Dibromochloromethane	<0.001	<0.001	<0.001	<0.001	<0.001
Chlorobenzene	<0.02	<0.02	<0.02	<0.02	<0.02
Ethylbenzene	<0.02	0.42 (M)	0.48 (M)	1.42 (H)	0.76 (L)
m/p-Xylene	0.05 (H)	0.25 (H)	0.25 (H)	0.93 (L)	5.64 (L)
Styrene/o-Xylene	0.04 (M)	0.08 (L)	0.12 (H)	0.69 (L)	1.82 (L)
Bromoform	<0.001	<0.001	<0.001	<0.001	<0.001
1,1,2,2-Tetrachloroethane	<0.002	<0.002	<0.002	<0.002	<0.002
m-Dichlorobenzene	<0.02	<0.02	<0.02	<0.02	0.46 (M)
p-Dichlorobenzene	<0.09	<0.09	<0.09	<0.09	<0.09
o-Dichlorobenzene	<0.02	<0.02	<0.02	<0.02	<0.02

(H) High confidence level (M) Medium confidence level (L) Low confidence level (Continued)
R Replicate analysis

TABLE A14. LAMI (Continued)

Sample Date	06/02/88	06/14/88	06/26/88	07/08/88	07/08/88
Sample ID	0431	0451	0468	0494D	0495D
Compound	Concentration, ppbv				
Acetylene	<1.00	<1.00	<1.00	<1.00	<1.00
Propylene	<0.10	<0.10	<0.10	1.84 (M)	1.75 (M)
Chloromethane	<0.20	<0.20	<0.20	<0.20	<0.20
Vinyl chloride	<0.20	<0.20	<0.20	<0.20	<0.20
1,3-Butadiene	<0.10	<0.10	<0.10	<0.10	<0.10
Bromomethane	<0.20	<0.20	<0.20	<0.20	<0.20
Chloroethane	<0.10	<0.10	<0.10	<0.10	<0.10
Methylene chloride	<0.11	<0.11	<0.11	<0.11	<0.11
trans-1,2-Dichloroethylene	<0.04	<0.04	<0.04	<0.04	<0.04
1,1-Dichloroethane	<0.04	<0.04	<0.04	<0.04	<0.04
Chloroprene	<0.06	<0.06	<0.06	<0.06	<0.06
Bromochloromethane	<0.003	<0.003	<0.003	<0.003	<0.003
Chloroform	<0.006	<0.006	<0.006	<0.006	<0.006
1,1,1-Trichloroethane	<0.001	<0.001	<0.001	0.516(H)	0.398(L)
Carbon tetrachloride	<0.001	<0.001	<0.001	<0.001	<0.001
1,2-Dichloroethane	0.35 (L)	0.55 (L)	0.18 (L)	<0.04	<0.04
Benzene/1,2-Dichloroethane	0.65 (H)	1.27 (M)	0.29 (H)	<0.04	<0.04
Benzene	0.30 (H)	0.72 (M)	0.11 (H)	0.46 (H)	0.45 (H)
Trichloroethylene	<0.004	<0.004	<0.004	<0.004	<0.004
1,2-Dichloropropane	<0.04	<0.04	<0.04	<0.04	<0.04
Bromodichloromethane	<0.001	<0.001	<0.001	<0.001	<0.001
cis-1,3-Dichloropropylene	<0.04	<0.04	<0.04	<0.04	<0.04
Toluene	<0.02	9.62 (L)	<0.02	1.94 (H)	1.68 (H)
n-Octane	<0.03	<0.03	<0.03	<0.03	<0.03
n-Octane/t-1,3-Dichloropropylene	<0.03	<0.03	<0.03	<0.03	<0.03
trans-1,3-Dichloropropylene	<0.04	<0.04	0.46 (M)	<0.04	<0.04
1,1,2-Trichloroethane	<0.02	<0.02	<0.02	<0.02	<0.02
Tetrachloroethylene	<0.07	<0.07	<0.07	<0.07	<0.07
Dibromochloromethane	<0.001	<0.001	<0.001	<0.001	<0.001
Chlorobenzene	<0.02	<0.02	<0.02	<0.02	<0.02
Ethylbenzene	<0.02	3.35 (L)	<0.02	0.12 (M)	0.14 (L)
m/p-Xylene	<0.04	14.68 (H)	0.52 (H)	1.06 (H)	0.93 (H)
Styrene/o-Xylene	<0.02	4.86 (M)	<0.02	0.18 (M)	0.11 (L)
Bromoform	<0.001	<0.001	<0.001	<0.001	<0.001
1,1,2,2-Tetrachloroethane	<0.002	<0.002	<0.002	<0.002	<0.002
m-Dichlorobenzene	0.56 (L)	<0.02	<0.02	<0.02	<0.02
p-Dichlorobenzene	4.62 (M)	<0.09	<0.09	<0.09	<0.09
o-Dichlorobenzene	<0.02	<0.02	<0.02	<0.02	<0.02

(H) High confidence level (M) Medium confidence level (L) Low confidence level (Continued)

D Duplicate sample

TABLE A14. LAMI (Continued)

Sample Date	07/20/88	07/20/88	08/01/88	08/13/88	08/25/88
Sample ID	0520	0520R	0545	0568	0591
Compound	Concentration, ppbv				
Acetylene	<1.00	<1.00	<1.00	<1.00	<1.00
Propylene	<0.10	<0.10	<0.10	<0.10	<0.10
Chloromethane	<0.20	<0.20	<0.20	<0.20	<0.20
Vinyl chloride	<0.20	<0.20	<0.20	<0.20	<0.20
1,3-Butadiene	<0.10	<0.10	<0.10	<0.10	<0.10
Bromomethane	<0.20	<0.20	<0.20	<0.20	<0.20
Chloroethane	<0.10	<0.10	<0.10	<0.10	<0.10
Methylene chloride	<0.11	<0.11	<0.11	16.14 (H)	<0.11
trans-1,2-Dichloroethylene	<0.04	<0.04	<0.04	<0.04	<0.04
1,1-Dichloroethane	<0.04	<0.04	<0.04	<0.04	<0.04
Chloroprene	<0.06	<0.06	<0.06	<0.06	<0.06
Bromochloromethane	<0.003	<0.003	<0.003	<0.003	<0.003
Chloroform	<0.006	<0.006	<0.006	<0.006	<0.006
1,1,1-Trichloroethane	<0.001	<0.001	0.383(H)	<0.001	0.474(M)
Carbon tetrachloride	<0.001	<0.001	<0.001	<0.001	<0.001
1,2-Dichloroethane	<0.04	<0.04	<0.04	<0.04	<0.04
Benzene/1,2-Dichloroethane	<0.04	<0.04	<0.04	<0.04	<0.04
Benzene	1.55 (H)	0.73 (M)	0.44 (H)	0.68 (H)	0.50 (H)
Trichloroethylene	<0.004	<0.004	<0.004	0.704(H)	<0.004
1,2-Dichloropropane	<0.04	<0.04	<0.04	<0.04	<0.04
Bromodichloromethane	<0.001	<0.001	<0.001	<0.001	<0.001
cis-1,3-Dichloropropylene	<0.04	<0.04	<0.04	<0.04	<0.04
Toluene	17.52 (H)	17.08 (M)	1.30 (M)	8.21 (H)	1.62 (H)
n-Octane	0.39 (H)	0.72 (L)	<0.03	<0.03	0.20 (M)
n-Octane/t-1,3-Dichloropropylene	<0.03	<0.03	<0.03	<0.03	<0.03
trans-1,3-Dichloropropylene	<0.04	<0.04	<0.04	<0.04	<0.04
1,1,2-Trichloroethane	<0.02	<0.02	<0.02	<0.02	<0.02
Tetrachloroethylene	<0.07	<0.07	<0.07	0.22 (H)	0.13 (L)
Dibromochloromethane	<0.001	<0.001	<0.001	<0.001	<0.001
Chlorobenzene	<0.02	<0.02	<0.02	0.19 (M)	<0.02
Ethylbenzene	0.63 (H)	0.61 (H)	0.40 (H)	0.64 (H)	0.41 (H)
m/p-Xylene	4.43 (H)	4.38 (H)	3.41 (H)	4.06 (H)	2.79 (H)
Styrene/o-Xylene	0.95 (H)	0.88 (H)	0.53 (H)	0.91 (H)	0.50 (H)
Bromoform	<0.001	<0.001	<0.001	<0.001	<0.001
1,1,2,2-Tetrachloroethane	<0.002	<0.002	<0.002	<0.002	<0.002
m-Dichlorobenzene	<0.02	<0.02	<0.02	<0.02	<0.02
p-Dichlorobenzene	<0.09	<0.09	<0.09	<0.09	<0.09
o-Dichlorobenzene	<0.02	<0.02	<0.02	1.30 (L)	<0.02

(H) High confidence level (M) Medium confidence level (L) Low confidence level (Continued)

R Replicate analysis

TABLE A14. LAMI (Continued)

Sample Date	09/07/88	09/18/88
Sample ID	0609	0636
Compound	Concentration, ppbv	
Acetylene	<1.00	<1.00
Propylene	<0.10	<0.10
Chloromethane	<0.20	<0.20
Vinyl chloride	<0.20	<0.20
1,3-Butadiene	<0.10	<0.10
Bromomethane	<0.20	<0.20
Chloroethane	<0.10	<0.10
Methylene chloride	<0.11	<0.11
trans-1,2-Dichloroethylene	<0.04	<0.04
1,1-Dichloroethane	<0.04	<0.04
Chloroprene	<0.06	<0.06
Bromochloromethane	<0.003	<0.003
Chloroform	<0.006	<0.006
1,1,1-Trichloroethane	0.410(H)	0.370(L)
Carbon tetrachloride	<0.001	<0.001
1,2-Dichloroethane	<0.04	<0.04
Benzene/1,2-Dichloroethane	<0.04	<0.04
Benzene	0.94 (M)	0.73 (H)
Trichloroethylene	<0.004	<0.004
1,2-Dichloropropane	<0.04	<0.04
Bromodichloromethane	<0.001	<0.001
cis-1,3-Dichloropropylene	<0.04	<0.04
Toluene	2.14 (H)	2.27 (H)
n-Octane	0.18 (L)	<0.03
n-Octane/t-1,3-Dichloropropylene	<0.03	<0.03
trans-1,3-Dichloropropylene	<0.04	0.20 (M)
1,1,2-Trichloroethane	<0.02	<0.02
Tetrachloroethylene	0.25 (L)	0.12 (H)
Dibromochloromethane	<0.001	<0.001
Chlorobenzene	<0.02	<0.02
Ethylbenzene	0.49 (H)	0.25 (M)
m/p-Xylene	3.61 (H)	1.47 (M)
Styrene/o-Xylene	0.62 (H)	0.34 (M)
Bromoform	<0.001	<0.001
1,1,2,2-Tetrachloroethane	1.601(M)	<0.002
m-Dichlorobenzene	<0.02	<0.02
p-Dichlorobenzene	<0.09	<0.09
o-Dichlorobenzene	<0.02	<0.02

(H) High confidence level (M) Medium confidence level (L) Low confidence level

TABLE A15. MULTIPLE DETECTOR SPECIATED UATMP DATA SUMMARY FOR MDMI

Sample Date	10/06/87	10/18/87	10/30/87	11/11/87	11/23/87
Sample ID	0018	0033 (a)	0059	0068	0090
Compound	Concentration, ppbv				
Acetylene	<1.00	<1.00	<1.00	<1.00	<1.00
Propylene	<0.10	<0.10	<0.10	<0.10	<0.10
Chloromethane	<0.20	<0.20	<0.20	<0.20	<0.20
Vinyl chloride	<0.20	<0.20	<0.20	<0.20	<0.20
1,3-Butadiene	<0.10	<0.10	<0.10	<0.10	<0.10
Bromomethane	<0.20	<0.20	<0.20	<0.20	<0.20
Chloroethane	<0.10	<0.10	<0.10	<0.10	<0.10
Methylene chloride	<0.11	<0.11	<0.11	<0.11	<0.11
trans-1,2-Dichloroethylene	<0.04	<0.04	<0.04	<0.04	<0.04
1,1-Dichloroethane	<0.04	<0.04	<0.04	<0.04	<0.04
Chloroprene	<0.06	<0.06	<0.06	<0.06	<0.06
Bromochloromethane	<0.003	<0.003	<0.003	<0.003	<0.003
Chloroform	<0.006	<0.006	<0.006	<0.006	<0.006
1,1,1-Trichloroethane	<0.001	<0.001	0.660(L)	0.374(H)	<0.001
Carbon tetrachloride	<0.001	<0.001	<0.001	<0.001	<0.001
1,2-Dichloroethane	<0.04	3.27 (L)	0.16 (L)	<0.04	<0.04
Benzene/1,2-Dichloroethane	<0.04	8.94 (M)	1.91 (M)	<0.04	3.63 (H)
Benzene	<0.04	5.67 (M)	1.75 (M)	<0.04	1.91 (H)
Trichloroethylene	<0.004	<0.004	<0.004	<0.004	<0.004
1,2-Dichloropropane	<0.04	<0.04	<0.04	<0.04	<0.04
Bromodichloromethane	<0.001	<0.001	<0.001	<0.001	<0.001
cis-1,3-Dichloropropylene	<0.04	<0.04	<0.04	<0.04	<0.04
Toluene	1.39 (M)	1.38 (H)	1.43 (H)	6.55 (H)	2.94 (H)
n-Octane	<0.03	<0.03	<0.03	<0.03	<0.03
n-Octane/t-1,3-Dichloropropylene	<0.03	<0.03	<0.03	<0.03	<0.03
trans-1,3-Dichloropropylene	<0.04	1.11 (M)	<0.04	<0.04	<0.04
1,1,2-Trichloroethane	<0.02	<0.02	<0.02	<0.02	<0.02
Tetrachloroethylene	<0.07	<0.07	3.14 (H)	<0.07	1.84 (M)
Dibromochloromethane	<0.001	<0.001	<0.001	<0.001	<0.001
Chlorobenzene	<0.02	0.45 (M)	0.39 (L)	0.77 (M)	1.30 (H)
Ethylbenzene	<0.02	<0.02	<0.02	<0.02	<0.02
m/p-Xylene	4.78 (H)	3.37 (M)	3.43 (H)	2.76 (H)	1.81 (H)
Styrene/o-Xylene	1.97 (M)	<0.02	<0.02	0.42 (H)	0.52 (H)
Bromoform	<0.001	<0.001	<0.001	<0.001	<0.001
1,1,2,2-Tetrachloroethane	<0.002	<0.002	<0.002	<0.002	<0.002
m-Dichlorobenzene	<0.02	<0.02	<0.02	<0.02	<0.02
p-Dichlorobenzene	<0.09	<0.09	<0.09	<0.09	<0.09
o-Dichlorobenzene	<0.02	<0.02	<0.02	<0.02	<0.02

(H) High confidence level (M) Medium confidence level (L) Low confidence level (Continued)

(a) Sampled for 39.1 hours

TABLE A15. MDMI (Continued)

Sample Date	12/05/87	12/16/87	12/16/87	12/28/87	01/11/88
Sample ID	0121	0134D	0135D	0159	0185
Compound	Concentration, ppbv				
Acetylene	<1.00	<1.00	<1.00	<1.00	<1.00
Propylene	<0.10	<0.10	<0.10	<0.10	<0.10
Chloromethane	<0.20	<0.20	<0.20	<0.20	<0.20
Vinyl chloride	<0.20	<0.20	<0.20	<0.20	<0.20
1,3-Butadiene	<0.10	<0.10	<0.10	<0.10	<0.10
Bromomethane	<0.20	<0.20	<0.20	<0.20	<0.20
Chloroethane	<0.10	<0.10	<0.10	<0.10	<0.10
Methylene chloride	<0.11	<0.11	<0.11	<0.11	<0.11
trans-1,2-Dichloroethylene	<0.04	<0.04	<0.04	<0.04	<0.04
1,1-Dichloroethane	<0.04	<0.04	<0.04	<0.04	<0.04
Chloroprene	<0.06	<0.06	<0.06	<0.06	<0.06
Bromochloromethane	<0.003	<0.003	<0.003	<0.003	<0.003
Chloroform	<0.006	<0.006	<0.006	<0.006	<0.006
1,1,1-Trichloroethane	<0.001	<0.001	<0.001	<0.001	<0.001
Carbon tetrachloride	<0.001	<0.001	<0.001	<0.001	<0.001
1,2-Dichloroethane	<0.04	<0.04	<0.04	<0.04	4.75 (L)
Benzene/1,2-Dichloroethane	4.42 (M)	0.88 (L)	<0.04	<0.04	5.30 (H)
Benzene	6.75 (M)	0.79 (L)	<0.04	<0.04	0.55 (H)
Trichloroethylene	<0.004	<0.004	<0.004	<0.004	<0.004
1,2-Dichloropropane	<0.04	<0.04	<0.04	0.37 (M)	<0.04
Bromodichloromethane	<0.001	<0.001	<0.001	<0.001	<0.001
cis-1,3-Dichloropropylene	<0.04	<0.04	<0.04	<0.04	<0.04
Toluene	0.39 (M)	0.59 (H)	0.70 (L)	1.00 (H)	3.18 (H)
n-Octane	<0.03	<0.03	<0.03	<0.03	<0.03
n-Octane/t-1,3-Dichloropropylene	<0.03	<0.03	<0.03	<0.03	<0.03
trans-1,3-Dichloropropylene	<0.04	<0.04	<0.04	<0.04	<0.04
1,1,2-Trichloroethane	<0.02	<0.02	<0.02	<0.02	<0.02
Tetrachloroethylene	<0.07	<0.07	<0.07	<0.07	<0.07
Dibromochloromethane	<0.001	<0.001	<0.001	<0.001	<0.001
Chlorobenzene	<0.02	<0.02	<0.02	<0.02	<0.02
Ethylbenzene	<0.02	<0.02	<0.02	<0.02	<0.02
m/p-Xylene	7.40 (L)	1.47 (H)	1.48 (L)	2.92 (H)	<0.04
Styrene/o-Xylene	3.67 (L)	0.39 (M)	0.17 (L)	0.70 (M)	<0.02
Bromoform	<0.001	<0.001	<0.001	<0.001	<0.001
1,1,2,2-Tetrachloroethane	<0.002	<0.002	<0.002	<0.002	<0.002
m-Dichlorobenzene	<0.02	0.31 (M)	<0.02	<0.02	<0.02
p-Dichlorobenzene	<0.09	<0.09	<0.09	<0.09	<0.09
o-Dichlorobenzene	<0.02	<0.02	<0.02	<0.02	<0.02

(H) High confidence level (M) Medium confidence level (L) Low confidence level (Continued)

D Duplicate sample

TABLE A15. MDMI (Continued)

Sample Date	01/25/88	02/03/88	02/16/88	02/16/88	03/02/88
Sample ID	0202	0232	0240	0240R	0271
Compound	Concentration, ppbv				
Acetylene	<1.00	<1.00	<1.00	<1.00	<1.00
Propylene	<0.10	<0.10	<0.10	<0.10	<0.10
Chloromethane	<0.20	<0.20	<0.20	<0.20	<0.20
Vinyl chloride	<0.20	<0.20	<0.20	<0.20	<0.20
1,3-Butadiene	<0.10	<0.10	<0.10	<0.10	<0.10
Bromomethane	<0.20	<0.20	<0.20	<0.20	<0.20
Chloroethane	<0.10	<0.10	<0.10	<0.10	<0.10
Methylene chloride	<0.11	<0.11	<0.11	<0.11	<0.11
trans-1,2-Dichloroethylene	<0.04	<0.04	<0.04	<0.04	<0.04
1,1-Dichloroethane	<0.04	<0.04	<0.04	<0.04	<0.04
Chloroprene	<0.06	<0.06	<0.06	<0.06	<0.06
Bromochloromethane	<0.003	<0.003	<0.003	<0.003	<0.003
Chloroform	<0.006	<0.006	<0.006	<0.006	<0.006
1,1,1-Trichloroethane	0.118(M)	0.062(H)	<0.001	<0.001	0.375(H)
Carbon tetrachloride	<0.001	<0.001	<0.001	<0.001	<0.001
1,2-Dichloroethane	<0.04	1.66 (L)	<0.04	<0.04	<0.04
Benzene/1,2-Dichloroethane	<0.04	1.83 (L)	<0.04	<0.04	<0.04
Benzene	<0.04	0.17 (L)	<0.04	<0.04	<0.04
Trichloroethylene	3.616(L)	<0.004	0.069(L)	<0.004	<0.004
1,2-Dichloropropane	<0.04	<0.04	<0.04	<0.04	<0.04
Bromodichloromethane	<0.001	<0.001	<0.001	<0.001	<0.001
cis-1,3-Dichloropropylene	<0.04	<0.04	<0.04	<0.04	<0.04
Toluene	6.87 (L)	0.46 (M)	0.67 (L)	0.77 (M)	0.67 (H)
n-Octane	1.47 (L)	<0.03	<0.03	<0.03	<0.03
n-Octane/t-1,3-Dichloropropylene	<0.03	<0.03	<0.03	<0.03	<0.03
trans-1,3-Dichloropropylene	<0.04	<0.04	<0.04	<0.04	<0.04
1,1,2-Trichloroethane	<0.02	<0.02	0.22 (H)	<0.02	<0.02
Tetrachloroethylene	0.58 (M)	0.09 (L)	0.26 (M)	0.16 (L)	0.22 (L)
Dibromochloromethane	<0.001	<0.001	<0.001	<0.001	<0.001
Chlorobenzene	0.91 (H)	<0.02	0.05 (H)	0.08 (M)	0.04 (M)
Ethylbenzene	<0.02	<0.02	<0.02	<0.02	<0.02
m/p-Xylene	8.51 (H)	1.44 (H)	0.50 (H)	0.53 (H)	0.16 (H)
Styrene/o-Xylene	2.82 (H)	0.28 (H)	0.15 (H)	0.24 (M)	0.15 (H)
Bromoform	<0.001	<0.001	<0.001	<0.001	<0.001
1,1,2,2-Tetrachloroethane	<0.002	<0.002	<0.002	<0.002	<0.002
m-Dichlorobenzene	<0.02	<0.02	<0.02	<0.02	<0.02
p-Dichlorobenzene	<0.09	<0.09	<0.09	<0.09	<0.09
o-Dichlorobenzene	<0.02	<0.02	<0.02	<0.02	<0.02

(H) High confidence level (M) Medium confidence level (L) Low confidence level (Continued)

R Replicate analysis

TABLE A15. MDMI (Continued)

Sample Date	03/11/88	03/22/88	03/22/88	04/03/88	04/03/88
Sample ID	0298	0306D (a)	0307D (a)	0331D	0332D
Compound	Concentration, ppbv				
Acetylene	<1.00	<1.00	<1.00	<1.00	<1.00
Propylene	<0.10	<0.10	<0.10	<0.10	<0.10
Chloromethane	<0.20	<0.20	<0.20	<0.20	<0.20
Vinyl chloride	<0.20	<0.20	<0.20	<0.20	<0.20
1,3-Butadiene	<0.10	<0.10	<0.10	<0.10	<0.10
Bromomethane	<0.20	<0.20	<0.20	<0.20	<0.20
Chloroethane	<0.10	<0.10	<0.10	<0.10	<0.10
Methylene chloride	<0.11	<0.11	<0.11	<0.11	<0.11
trans-1,2-Dichloroethylene	0.95 (H)	<0.04	<0.04	0.36 (M)	0.22 (H)
1,1-Dichloroethane	<0.04	<0.04	<0.04	<0.04	<0.04
Chloroprene	<0.06	<0.06	<0.06	<0.06	<0.06
Bromochloromethane	<0.003	<0.003	<0.003	<0.003	0.115(M)
Chloroform	<0.006	<0.006	<0.006	<0.006	<0.006
1,1,1-Trichloroethane	0.193(H)	<0.001	<0.001	<0.001	<0.001
Carbon tetrachloride	<0.001	<0.001	<0.001	<0.001	<0.001
1,2-Dichloroethane	<0.04	<0.04	<0.04	<0.04	1.16 (L)
Benzene/1,2-Dichloroethane	<0.04	<0.04	<0.04	<0.04	1.26 (H)
Benzene	<0.04	<0.04	<0.04	<0.04	0.10 (H)
Trichloroethylene	<0.004	<0.004	<0.004	<0.004	<0.004
1,2-Dichloropropane	<0.04	<0.04	<0.04	<0.04	<0.04
Bromodichloromethane	<0.001	<0.001	<0.001	<0.001	<0.001
cis-1,3-Dichloropropylene	<0.04	<0.04	<0.04	<0.04	<0.04
Toluene	0.72 (L)	0.31 (H)	0.41 (L)	0.828(L)	0.97 (M)
n-Octane	<0.03	<0.03	<0.03	<0.03	<0.03
n-Octane/t-1,3-Dichloropropylene	<0.03	<0.03	<0.03	<0.03	<0.03
trans-1,3-Dichloropropylene	<0.04	<0.04	<0.04	<0.04	<0.04
1,1,2-Trichloroethane	0.11 (H)	<0.02	<0.02	<0.02	0.13 (M)
Tetrachloroethylene	<0.07	<0.07	<0.07	0.86 (M)	<0.07
Dibromochloromethane	<0.001	<0.001	<0.001	<0.001	<0.001
Chlorobenzene	<0.02	<0.02	<0.02	<0.02	<0.02
Ethylbenzene	<0.02	<0.02	<0.02	0.72 (H)	0.42 (L)
m/p-Xylene	0.24 (H)	0.13 (M)	<0.04	0.13 (H)	0.08 (L)
Styrene/o-Xylene	0.18 (H)	0.05 (H)	<0.02	0.29 (H)	0.27 (M)
Bromoform	<0.001	<0.001	<0.001	<0.001	<0.001
1,1,2,2-Tetrachloroethane	<0.002	<0.002	<0.002	<0.002	<0.002
m-Dichlorobenzene	0.06 (M)	<0.02	0.03 (L)	<0.02	<0.02
p-Dichlorobenzene	<0.09	<0.09	<0.09	0.27 (M)	0.50 (H)
o-Dichlorobenzene	<0.02	<0.02	<0.02	0.41 (L)	0.12 (H)

(H) High confidence level (M) Medium confidence level (L) Low confidence level (Continued)
(a) Sampled for 35 hours
D Duplicate sample

TABLE A15. MDMI (Continued)

Sample Date	04/15/88	04/27/88	04/27/88	05/09/88	05/23/88
Sample ID	0346	0369	0369R	0391	0407
Compound	Concentration, ppbv				
Acetylene	<1.00	<1.00	<1.00	<1.00	<1.00
Propylene	<0.10	<0.10	<0.10	<0.10	<0.10
Chloromethane	<0.20	<0.20	<0.20	<0.20	<0.20
Vinyl chloride	<0.20	<0.20	<0.20	<0.20	<0.20
1,3-Butadiene	<0.10	<0.10	<0.10	<0.10	<0.10
Bromomethane	<0.20	<0.20	<0.20	<0.20	<0.20
Chloroethane	<0.10	<0.10	<0.10	<0.10	<0.10
Methylene chloride	<0.11	<0.11	<0.11	<0.11	<0.11
trans-1,2-Dichloroethylene	<0.04	<0.04	<0.04	<0.04	<0.04
1,1-Dichloroethane	<0.04	<0.04	<0.04	<0.04	<0.04
Chloroprene	<0.06	<0.06	<0.06	<0.06	<0.06
Bromochloromethane	<0.003	<0.003	<0.003	<0.003	0.329(L)
Chloroform	<0.006	<0.006	<0.006	<0.006	<0.006
1,1,1-Trichloroethane	<0.001	0.289(H)	0.308(H)	0.632(M)	0.993(M)
Carbon tetrachloride	0.400(H)	<0.001	<0.001	0.586(H)	<0.001
1,2-Dichloroethane	<0.04	0.73 (L)	0.61 (L)	0.52 (L)	1.69 (L)
Benzene/1,2-Dichloroethane	<0.04	0.80 (H)	0.68 (M)	1.19 (H)	3.15 (H)
Benzene	<0.04	0.07 (H)	0.07 (M)	0.67 (H)	1.46 (H)
Trichloroethylene	<0.004	<0.004	<0.004	0.303(M)	<0.004
1,2-Dichloropropane	<0.04	<0.04	<0.04	<0.04	<0.04
Bromodichloromethane	<0.001	<0.001	<0.001	<0.001	<0.001
cis-1,3-Dichloropropylene	<0.04	<0.04	<0.04	<0.04	<0.04
Toluene	0.27 (H)	1.28 (M)	1.01 (M)	1.54 (M)	4.37 (H)
n-Octane	0.23 (H)	<0.03	<0.03	<0.03	1.17 (H)
n-Octane/t-1,3-Dichloropropylene	<0.03	<0.03	<0.03	<0.03	<0.03
trans-1,3-Dichloropropylene	<0.04	<0.04	<0.04	<0.04	<0.04
1,1,2-Trichloroethane	<0.02	<0.02	<0.02	<0.02	<0.02
Tetrachloroethylene	<0.07	<0.07	<0.07	0.45 (H)	<0.07
Dibromochloromethane	<0.001	<0.001	<0.001	<0.001	<0.001
Chlorobenzene	<0.02	<0.02	<0.02	<0.02	0.59 (M)
Ethylbenzene	<0.02	<0.02	0.10 (H)	0.54 (M)	0.46 (M)
m/p-Xylene	0.09 (H)	<0.04	0.09 (H)	0.09 (H)	2.00 (H)
Styrene/o-Xylene	0.04 (H)	<0.02	<0.02	0.21 (L)	0.70 (H)
Bromoform	<0.001	<0.001	<0.001	<0.001	<0.001
1,1,2,2-Tetrachloroethane	<0.002	<0.002	<0.002	<0.002	<0.002
m-Dichlorobenzene	<0.02	<0.02	<0.02	<0.02	<0.02
p-Dichlorobenzene	<0.09	<0.09	<0.09	<0.09	<0.09
o-Dichlorobenzene	<0.02	<0.02	<0.02	0.04 (M)	<0.02

(H) High confidence level (M) Medium confidence level (L) Low confidence level
R Replicate analysis

TABLE A15. MDMI (Continued)

Sample Date	06/02/88	06/14/88	06/27/88	06/27/88	07/11/88
Sample ID	0430	0453	0466D	0467D	0491
Compound	Concentration, ppbv				
Acetylene	<1.00	<1.00	<1.00	<1.00	<1.00
Propylene	<0.10	<0.10	<0.10	<0.10	<0.10
Chloromethane	<0.20	<0.20	<0.20	<0.20	<0.20
Vinyl chloride	<0.20	<0.20	<0.20	<0.20	<0.20
1,3-Butadiene	<0.10	<0.10	<0.10	<0.10	<0.10
Bromomethane	<0.20	<0.20	<0.20	<0.20	<0.20
Chloroethane	<0.10	<0.10	<0.10	<0.10	<0.10
Methylene chloride	<0.11	<0.11	<0.11	<0.11	<0.11
trans-1,2-Dichloroethylene	<0.04	<0.04	<0.04	<0.04	<0.04
1,1-Dichloroethane	<0.04	<0.04	<0.04	<0.04	<0.04
Chloroprene	<0.06	<0.06	<0.06	<0.06	<0.06
Bromochloromethane	<0.003	<0.003	<0.003	<0.003	<0.003
Chloroform	<0.006	<0.006	<0.006	<0.006	<0.006
1,1,1-Trichloroethane	<0.001	<0.001	0.380(H)	<0.001	<0.001
Carbon tetrachloride	<0.001	<0.001	<0.001	<0.001	<0.001
1,2-Dichloroethane	1.14 (L)	2.32 (L)	0.47 (L)	0.50 (L)	<0.04
Benzene/1,2-Dichloroethane	1.71 (H)	4.92 (H)	0.47 (L)	0.71 (M)	<0.04
Benzene	0.57 (H)	2.60 (H)	<0.04	0.21 (M)	2.10 (L)
Trichloroethylene	<0.004	<0.004	<0.004	<0.004	<0.004
1,2-Dichloropropane	<0.04	<0.04	<0.04	<0.04	<0.04
Bromodichloromethane	<0.001	<0.001	<0.001	<0.001	<0.001
cis-1,3-Dichloropropylene	<0.04	<0.04	<0.04	<0.04	<0.04
Toluene	4.44 (H)	4.84 (H)	0.38 (L)	0.34 (M)	1.08 (H)
n-Octane	<0.03	1.56 (M)	<0.03	<0.03	<0.03
n-Octane/t-1,3-Dichloropropylene	<0.03	<0.03	<0.03	<0.03	<0.03
trans-1,3-Dichloropropylene	<0.04	<0.04	<0.04	<0.04	<0.04
1,1,2-Trichloroethane	<0.02	<0.02	<0.02	<0.02	<0.02
Tetrachloroethylene	<0.07	<0.07	<0.07	<0.07	<0.07
Dibromochloromethane	<0.001	<0.001	<0.001	<0.001	<0.001
Chlorobenzene	<0.02	<0.02	<0.02	<0.02	<0.02
Ethylbenzene	<0.02	<0.02	<0.02	<0.02	<0.02
m/p-Xylene	1.83 (L)	1.53 (L)	0.26 (H)	0.26 (H)	<0.04
Styrene/o-Xylene	0.78 (L)	1.76 (L)	<0.02	0.07 (L)	<0.02
Bromoform	<0.001	<0.001	<0.001	<0.001	<0.001
1,1,2,2-Tetrachloroethane	<0.002	<0.002	<0.002	0.249(L)	<0.002
m-Dichlorobenzene	<0.02	0.82 (H)	0.05 (L)	0.08 (H)	<0.02
p-Dichlorobenzene	<0.09	<0.09	<0.09	<0.09	<0.09
o-Dichlorobenzene	<0.02	<0.02	0.19 (H)	<0.02	<0.02

(H) High confidence level (M) Medium confidence level (L) Low confidence level (Continued)
D Duplicate sample

TABLE A15. MDMI (Continued)

Sample Date	07/21/88	08/02/88	08/26/88	08/26/88	08/26/88
Sample ID	0517	0535	0586D	0586R	0587D
Compound	Concentration, ppbv				
Acetylene	<1.00	15.60 (L)	<1.00	<1.00	<1.00
Propylene	<0.10	<0.10	<0.10	<0.10	<0.10
Chloromethane	12.00 (L)	11.16 (L)	<0.20	<0.20	<0.20
Vinyl chloride	<0.20	<0.20	<0.20	<0.20	<0.20
1,3-Butadiene	<0.10	<0.10	<0.10	<0.10	<0.10
Bromomethane	<0.20	<0.20	<0.20	<0.20	<0.20
Chloroethane	<0.10	9.62 (L)	<0.10	<0.10	<0.10
Methylene chloride	<0.11	<0.11	1.97 (L)	1.99 (L)	1.32 (L)
trans-1,2-Dichloroethylene	<0.04	<0.04	<0.04	<0.04	<0.04
1,1-Dichloroethane	<0.04	<0.04	<0.04	<0.04	<0.04
Chloroprene	<0.06	<0.06	<0.06	<0.06	<0.06
Bromochloromethane	<0.003	<0.003	<0.003	<0.003	<0.003
Chloroform	<0.006	<0.006	<0.006	<0.006	<0.006
1,1,1-Trichloroethane	0.930(H)	11.481(H)	0.979(H)	0.967(H)	0.944(H)
Carbon tetrachloride	0.421(L)	0.374(H)	<0.001	<0.001	<0.001
1,2-Dichloroethane	<0.04	<0.04	<0.04	<0.04	<0.04
Benzene/1,2-Dichloroethane	<0.04	<0.04	<0.04	<0.04	<0.04
Benzene	0.28 (M)	1.12 (H)	1.57 (H)	1.44 (H)	1.54 (H)
Trichloroethylene	<0.004	<0.004	<0.004	<0.004	<0.004
1,2-Dichloropropane	<0.04	<0.04	<0.04	0.25 (M)	<0.04
Bromodichloromethane	<0.001	<0.001	<0.001	<0.001	<0.001
cis-1,3-Dichloropropylene	<0.04	<0.04	<0.04	<0.04	<0.04
Toluene	1.61 (H)	5.79 (L)	1.01 (H)	0.97 (H)	0.97 (H)
n-Octane	<0.03	<0.03	<0.03	<0.03	<0.03
n-Octane/t-1,3-Dichloropropylene	<0.03	<0.03	<0.03	<0.03	<0.03
trans-1,3-Dichloropropylene	<0.04	<0.04	<0.04	<0.04	<0.04
1,1,2-Trichloroethane	<0.02	<0.02	<0.02	<0.02	<0.02
Tetrachloroethylene	<0.07	<0.07	<0.07	<0.07	<0.07
Dibromochloromethane	<0.001	<0.001	<0.001	<0.001	<0.001
Chlorobenzene	<0.02	0.44 (H)	0.77 (H)	0.81 (H)	0.79 (H)
Ethylbenzene	0.12 (L)	0.37 (H)	0.10 (H)	0.09 (H)	0.10 (H)
m/p-Xylene	0.73 (H)	1.37 (H)	0.43 (H)	0.38 (H)	0.55 (H)
Styrene/o-Xylene	<0.02	0.50 (L)	0.13 (M)	0.11 (H)	0.16 (L)
Bromoform	<0.001	<0.001	<0.001	<0.001	<0.001
1,1,2,2-Tetrachloroethane	<0.002	<0.002	<0.002	0.031(H)	<0.002
m-Dichlorobenzene	<0.02	<0.02	<0.02	<0.02	<0.02
p-Dichlorobenzene	<0.09	<0.09	2.09 (L)	2.03 (L)	<0.09
o-Dichlorobenzene	<0.02	<0.02	<0.02	<0.02	<0.02

(H) High confidence level (M) Medium confidence level (L) Low confidence level (Continued)

D Duplicate sample R Replicate analysis

TABLE A15. MDMI (Continued)

Sample Date	08/26/88	09/08/88	09/08/88	09/20/88
Sample ID	0587R	0612D	0613D	0635
Compound	Concentration, ppbv			
Acetylene	<1.00	<1.00	<1.00	<1.00
Propylene	<0.10	<0.10	<0.10	<0.10
Chloromethane	<0.20	20.79 (L)	22.54 (L)	<0.20
Vinyl chloride	<0.20	<0.20	<0.20	<0.20
1,3-Butadiene	<0.10	1.85 (L)	0.66 (H)	0.30 (M)
Bromomethane	<0.20	<0.20	<0.20	<0.20
Chloroethane	<0.10	1.61 (L)	1.38 (L)	<0.10
Methylene chloride	3.29 (H)	8.28 (M)	7.18 (M)	2.67 (H)
trans-1,2-Dichloroethylene	<0.04	<0.04	<0.04	<0.04
1,1-Dichloroethane	<0.04	<0.04	<0.04	<0.04
Chloroprene	<0.06	<0.06	<0.06	<0.06
Bromochloromethane	<0.003	<0.003	<0.003	<0.003
Chloroform	<0.006	0.374(H)	0.438(H)	2.767(H)
1,1,1-Trichloroethane	0.906(H)	0.969(H)	0.923(H)	1.389(M)
Carbon tetrachloride	<0.001	<0.001	<0.001	<0.001
1,2-Dichloroethane	<0.04	<0.04	<0.04	<0.04
Benzene/1,2-Dichloroethane	<0.04	<0.04	<0.04	<0.04
Benzene	1.47 (H)	0.82 (H)	0.78 (H)	1.41 (H)
Trichloroethylene	<0.004	<0.004	<0.004	0.131(H)
1,2-Dichloropropane	<0.04	<0.04	<0.04	<0.04
Bromodichloromethane	<0.001	<0.001	<0.001	<0.001
cis-1,3-Dichloropropylene	<0.04	<0.04	<0.04	<0.04
Toluene	0.93 (H)	1.99 (H)	1.93 (H)	12.29 (L)
n-Octane	<0.03	<0.03	<0.03	<0.03
n-Octane/t-1,3-Dichloropropylene	<0.03	<0.03	<0.03	<0.03
trans-1,3-Dichloropropylene	<0.04	<0.04	<0.04	<0.04
1,1,2-Trichloroethane	<0.02	<0.02	<0.02	<0.02
Tetrachloroethylene	<0.07	2.48 (M)	1.73 (M)	<0.07
Dibromochloromethane	<0.001	<0.001	<0.001	<0.001
Chlorobenzene	0.68 (H)	0.37 (H)	0.43 (M)	<0.02
Ethylbenzene	0.11 (M)	0.62 (H)	0.63 (H)	0.29 (H)
m/p-Xylene	0.40 (H)	1.14 (H)	1.14 (H)	2.30 (M)
Styrene/o-Xylene	0.13 (M)	0.88 (H)	0.89 (H)	<0.02
Bromoform	<0.001	<0.001	<0.001	<0.001
1,1,2,2-Tetrachloroethane	<0.002	<0.002	<0.002	<0.002
m-Dichlorobenzene	<0.02	<0.02	<0.02	<0.02
p-Dichlorobenzene	<0.09	<0.09	<0.09	<0.09
o-Dichlorobenzene	<0.02	<0.02	<0.02	<0.02

(H) High confidence level (M) Medium confidence level (L) Low confidence level
D Duplicate sample R Replicate analysis

TABLE A16. MULTIPLE DETECTOR SPECIATED UATMP DATA SUMMARY FOR MIFL

Sample Date	10/12/87	10/24/87	11/06/87	11/06/87	11/19/87
Sample ID	0029	0049	0081	0081R	0077
Compound	Concentration, ppbv				
Acetylene	<1.00	<1.00	<1.00	<1.00	<1.00
Propylene	<0.10	<0.10	<0.10	<0.10	<0.10
Chloromethane	<0.20	<0.20	<0.20	<0.20	<0.20
Vinyl chloride	<0.20	<0.20	<0.20	<0.20	<0.20
1,3-Butadiene	<0.10	<0.10	<0.10	<0.10	<0.10
Bromomethane	<0.20	<0.20	<0.20	<0.20	<0.20
Chloroethane	<0.10	<0.10	<0.10	<0.10	<0.10
Methylene chloride	<0.11	<0.11	<0.11	<0.11	<0.11
trans-1,2-Dichloroethylene	<0.04	<0.04	<0.04	<0.04	<0.04
1,1-Dichloroethane	<0.04	<0.04	<0.04	<0.04	<0.04
Chloroprene	1.00 (L)	<0.06	<0.06	<0.06	<0.06
Bromochloromethane	<0.003	<0.003	<0.003	<0.003	<0.003
Chloroform	<0.006	<0.006	38.01 (M)	38.35 (M)	<0.006
1,1,1-Trichloroethane	<0.001	23.687(M)	<0.001	<0.001	<0.001
Carbon tetrachloride	<0.001	<0.001	<0.001	<0.001	<0.001
1,2-Dichloroethane	<0.04	0.56 (L)	1.36 (L)	1.63 (L)	1.49 (L)
Benzene/1,2-Dichloroethane	<0.04	1.53 (M)	2.78 (M)	3.05 (L)	2.50 (H)
Benzene	<0.04	0.97 (M)	1.42 (M)	1.42 (L)	1.01 (H)
Trichloroethylene	<0.004	<0.004	<0.004	<0.004	<0.004
1,2-Dichloropropane	<0.04	<0.04	<0.04	<0.04	<0.04
Bromodichloromethane	<0.001	<0.001	<0.001	<0.001	<0.001
cis-1,3-Dichloropropylene	<0.04	<0.04	<0.04	<0.04	<0.04
Toluene	2.45 (M)	2.85 (M)	11.18 (H)	10.72 (H)	3.81 (H)
n-Octane	<0.03	<0.03	<0.03	<0.03	<0.03
n-Octane/t-1,3-Dichloropropylene	<0.03	<0.03	<0.03	<0.03	1.41 (M)
trans-1,3-Dichloropropylene	<0.04	<0.04	<0.04	<0.04	0.04 (M)
1,1,2-Trichloroethane	<0.02	<0.02	<0.02	<0.02	<0.02
Tetrachloroethylene	<0.07	<0.07	<0.07	<0.07	<0.07
Dibromochloromethane	<0.001	<0.001	<0.001	<0.001	<0.001
Chlorobenzene	<0.02	<0.02	0.97 (L)	1.13 (M)	<0.02
Ethylbenzene	<0.02	<0.02	<0.02	<0.02	<0.02
m/p-Xylene	9.48 (L)	6.92 (M)	17.79 (M)	18.14 (H)	<0.04
Styrene/o-Xylene	<0.02	2.04 (M)	4.81 (M)	5.10 (M)	<0.02
Bromoform	<0.001	<0.001	<0.001	<0.001	<0.001
1,1,2,2-Tetrachloroethane	<0.002	<0.002	<0.002	<0.002	<0.002
m-Dichlorobenzene	<0.02	<0.02	<0.02	<0.02	<0.02
p-Dichlorobenzene	<0.09	<0.09	4.07 (L)	4.15 (M)	<0.09
o-Dichlorobenzene	<0.02	<0.02	1.17 (L)	1.25 (M)	<0.02

(H) High confidence level (M) Medium confidence level (L) Low confidence level (Continued)

R Replicate analysis

TABLE A16. MIFL (Continued)

Sample Date	11/30/87	12/15/87	12/28/87	12/28/87	01/05/88
Sample ID	0097	0138	0148D	0149D	0180
Compound	Concentration, ppbv				
Acetylene	<1.00	<1.00	<1.00	<1.00	<1.00
Propylene	<0.10	<0.10	<0.10	<0.10	<0.10
Chloromethane	<0.20	<0.20	<0.20	<0.20	<0.20
Vinyl chloride	<0.20	<0.20	<0.20	<0.20	<0.20
1,3-Butadiene	<0.10	<0.10	<0.10	<0.10	<0.10
Bromomethane	<0.20	<0.20	<0.20	<0.20	<0.20
Chloroethane	<0.10	<0.10	<0.10	<0.10	<0.10
Methylene chloride	<0.11	<0.11	<0.11	<0.11	<0.11
trans-1,2-Dichloroethylene	<0.04	<0.04	<0.04	<0.04	<0.04
1,1-Dichloroethane	<0.04	<0.04	<0.04	<0.04	<0.04
Chloroprene	<0.06	<0.06	<0.06	<0.06	<0.06
Bromochloromethane	<0.003	<0.003	<0.003	<0.003	<0.003
Chloroform	<0.006	<0.006	<0.006	<0.006	<0.006
1,1,1-Trichloroethane	<0.001	<0.001	<0.001	<0.001	0.213(L)
Carbon tetrachloride	<0.001	<0.001	<0.001	<0.001	<0.001
1,2-Dichloroethane	0.25 (L)	2.53 (L)	2.13 (L)	1.94 (L)	2.82 (L)
Benzene/1,2-Dichloroethane	1.57 (H)	4.65 (H)	3.72 (H)	3.33 (H)	3.20 (M)
Benzene	1.32 (H)	2.12 (H)	1.59 (H)	1.39 (H)	0.38 (M)
Trichloroethylene	<0.004	<0.004	<0.004	<0.004	3.543(H)
1,2-Dichloropropane	<0.04	<0.04	4.41 (H)	4.72 (H)	<0.04
Bromodichloromethane	<0.001	<0.001	<0.001	<0.001	<0.001
cis-1,3-Dichloropropylene	<0.04	<0.04	<0.04	<0.04	<0.04
Toluene	<0.02	7.05 (H)	6.36 (H)	6.82 (H)	3.69 (H)
n-Octane	<0.03	<0.03	<0.03	<0.03	<0.03
n-Octane/t-1,3-Dichloropropylene	<0.03	<0.03	2.28 (M)	1.71 (M)	<0.03
trans-1,3-Dichloropropylene	<0.04	<0.04	0.21 (M)	0.52 (M)	<0.04
1,1,2-Trichloroethane	<0.02	<0.02	<0.02	<0.02	0.26 (M)
Tetrachloroethylene	<0.07	3.29 (L)	<0.07	<0.07	<0.07
Dibromochloromethane	<0.001	<0.001	<0.001	<0.001	<0.001
Chlorobenzene	<0.02	0.71 (M)	1.33 (H)	1.12 (M)	<0.02
Ethylbenzene	<0.02	<0.02	<0.02	<0.02	<0.02
m/p-Xylene	<0.04	<0.04	15.07 (H)	13.28 (H)	7.84 (H)
Styrene/o-Xylene	0.91 (M)	6.52 (M)	4.02 (H)	3.94 (H)	2.15 (H)
Bromoform	<0.001	<0.001	<0.001	<0.001	<0.001
1,1,2,2-Tetrachloroethane	<0.002	<0.002	<0.002	<0.002	<0.002
m-Dichlorobenzene	<0.02	<0.02	<0.02	0.66 (M)	<0.02
p-Dichlorobenzene	0.71 (H)	<0.09	2.60 (M)	2.53 (L)	<0.09
o-Dichlorobenzene	<0.02	<0.02	3.89 (M)	2.40 (L)	<0.02

(H) High confidence level (M) Medium confidence level (L) Low confidence level (Continued)

D Duplicate sample

TABLE A16. MIFL (Continued)

Sample Date	01/20/88	02/01/88	02/22/88	02/22/88	02/29/88
Sample ID	0194	0226	0280	0280R	0246
Compound	Concentration, ppbv				
Acetylene	<1.00	<1.00	<1.00	<1.00	<1.00
Propylene	<0.10	<0.10	<0.10	<0.10	<0.10
Chloromethane	<0.20	<0.20	<0.20	<0.20	<0.20
Vinyl chloride	<0.20	<0.20	<0.20	<0.20	<0.20
1,3-Butadiene	<0.10	<0.10	<0.10	<0.10	<0.10
Bromomethane	<0.20	<0.20	<0.20	<0.20	<0.20
Chloroethane	<0.10	<0.10	<0.10	<0.10	<0.10
Methylene chloride	<0.11	<0.11	<0.11	<0.11	<0.11
trans-1,2-Dichloroethylene	6.90 (M)	<0.04	<0.04	<0.04	<0.04
1,1-Dichloroethane	<0.04	<0.04	<0.04	<0.04	<0.04
Chloroprene	<0.06	<0.06	<0.06	<0.06	<0.06
Bromochloromethane	<0.003	<0.003	<0.003	<0.003	<0.003
Chloroform	10.001(H)	<0.006	<0.006	<0.006	<0.006
1,1,1-Trichloroethane	0.572(H)	<0.001	0.205(H)	0.228(H)	0.224(H)
Carbon tetrachloride	<0.001	<0.001	<0.001	<0.001	<0.001
1,2-Dichloroethane	1.47 (L)	<0.04	1.45 (L)	1.41 (L)	1.84 (L)
Benzene/1,2-Dichloroethane	1.64 (M)	<0.04	1.58 (H)	1.60 (M)	1.93 (H)
Benzene	0.17 (M)	<0.04	0.13 (H)	0.19 (M)	0.09 (H)
Trichloroethylene	5.109(M)	5.421(L)	3.958(L)	3.998(L)	7.636(L)
1,2-Dichloropropane	<0.04	<0.04	<0.04	<0.04	<0.04
Bromodichloromethane	<0.001	<0.001	<0.001	<0.001	<0.001
cis-1,3-Dichloropropylene	<0.04	<0.04	<0.04	<0.04	<0.04
Toluene	1.74 (M)	3.08 (H)	1.54 (H)	1.49 (H)	2.97 (H)
n-Octane	0.55 (L)	<0.03	<0.03	<0.03	<0.03
n-Octane/t-1,3-Dichloropropylene	<0.03	<0.03	<0.03	<0.03	<0.03
trans-1,3-Dichloropropylene	1.40 (L)	<0.04	<0.04	<0.04	<0.04
1,1,2-Trichloroethane	<0.02	<0.02	<0.02	<0.02	<0.02
Tetrachloroethylene	<0.07	<0.07	<0.07	<0.07	0.11 (L)
Dibromochloromethane	<0.001	<0.001	<0.001	<0.001	<0.001
Chlorobenzene	0.15 (H)	<0.02	<0.02	<0.02	<0.02
Ethylbenzene	<0.02	<0.02	<0.02	<0.02	<0.02
m/p-Xylene	2.60 (H)	3.85 (H)	0.61 (H)	0.61 (H)	3.85 (H)
Styrene/o-Xylene	1.16 (H)	0.77 (L)	0.12 (H)	0.28 (M)	1.44 (H)
Bromoform	<0.001	<0.001	<0.001	<0.001	<0.001
1,1,2,2-Tetrachloroethane	<0.002	<0.002	<0.002	<0.002	<0.002
m-Dichlorobenzene	<0.02	<0.02	<0.02	<0.02	<0.02
p-Dichlorobenzene	0.99 (M)	<0.09	1.84 (M)	1.78 (H)	0.92 (H)
o-Dichlorobenzene	<0.02	<0.02	<0.02	<0.02	<0.02

(H) High confidence level (M) Medium confidence level (L) Low confidence level (Continued)
R Replicate analysis

TABLE A16. MIFL (Continued)

Sample Date	03/10/88	03/21/88	03/28/88	04/09/88	04/21/88
Sample ID	0297	0282	0325	0345	0356D
Compound	Concentration, ppbv				
Acetylene	<1.00	<1.00	<1.00	<1.00	<1.00
Propylene	<0.10	<0.10	<0.10	<0.10	<0.10
Chloromethane	<0.20	<0.20	<0.20	<0.20	<0.20
Vinyl chloride	<0.20	<0.20	<0.20	<0.20	<0.20
1,3-Butadiene	<0.10	<0.10	<0.10	<0.10	<0.10
Bromomethane	<0.20	<0.20	<0.20	<0.20	<0.20
Chloroethane	<0.10	<0.10	<0.10	<0.10	<0.10
Methylene chloride	<0.11	<0.11	<0.11	<0.11	<0.11
trans-1,2-Dichloroethylene	<0.04	<0.04	<0.04	<0.04	0.86 (M)
1,1-Dichloroethane	<0.04	<0.04	<0.04	<0.04	<0.04
Chloroprene	<0.06	<0.06	<0.06	<0.06	<0.06
Bromochloromethane	<0.003	<0.003	<0.003	<0.003	<0.003
Chloroform	<0.006	<0.006	<0.006	<0.006	<0.006
1,1,1-Trichloroethane	0.165(L)	<0.001	<0.001	1.418(H)	1.700(H)
Carbon tetrachloride	<0.001	<0.001	<0.001	<0.001	<0.001
1,2-Dichloroethane	<0.04	1.26 (L)	1.28 (L)	1.30 (L)	1.00 (L)
Benzene/1,2-Dichloroethane	<0.04	1.39 (H)	1.34 (M)	1.42 (H)	1.13 (M)
Benzene	<0.04	0.13 (H)	0.06 (M)	0.12 (H)	0.13 (M)
Trichloroethylene	<0.004	0.718(M)	<0.004	2.290(H)	4.10 (M)
1,2-Dichloropropane	<0.04	<0.04	<0.04	<0.04	<0.04
Bromodichloromethane	<0.001	<0.001	<0.001	<0.001	<0.001
cis-1,3-Dichloropropylene	<0.04	<0.04	<0.04	<0.04	<0.04
Toluene	2.87 (M)	1.64 (H)	1.44 (H)	3.75 (H)	2.513(H)
n-Octane	0.44 (L)	<0.03	<0.03	<0.03	<0.03
n-Octane/t-1,3-Dichloropropylene	<0.03	<0.03	<0.03	<0.03	<0.03
trans-1,3-Dichloropropylene	<0.04	<0.04	<0.04	<0.04	<0.04
1,1,2-Trichloroethane	<0.02	<0.02	<0.02	<0.02	<0.02
Tetrachloroethylene	<0.07	<0.07	0.80 (M)	<0.07	<0.07
Dibromochloromethane	<0.001	<0.001	<0.001	<0.001	<0.001
Chlorobenzene	<0.02	<0.02	0.25 (H)	0.37 (H)	0.24 (H)
Ethylbenzene	<0.02	<0.02	<0.02	1.16 (M)	1.23 (L)
m/p-Xylene	1.25 (M)	0.50 (H)	<0.04	0.62 (H)	0.76 (M)
Styrene/o-Xylene	0.61 (M)	0.31 (M)	0.31 (M)	0.44 (M)	0.58 (M)
Bromoform	<0.001	<0.001	<0.001	<0.001	<0.001
1,1,2,2-Tetrachloroethane	<0.002	<0.002	<0.002	<0.002	<0.002
m-Dichlorobenzene	<0.02	<0.02	0.08 (L)	0.30 (H)	<0.02
p-Dichlorobenzene	0.58 (L)	0.46 (M)	2.50 (H)	0.72 (H)	2.44 (L)
o-Dichlorobenzene	<0.02	<0.02	<0.02	<0.02	<0.02

(H) High confidence level (M) Medium confidence level (L) Low confidence level (Continued)

D Duplicate sample

TABLE A16. MIFL (Continued)

Sample Date	04/21/88	05/03/88	05/15/88	05/15/88	06/08/88
Sample ID	0357D	0372	0380	0380R	0441
Compound	Concentration, ppbv				
Acetylene	<1.00	<1.00	<1.00	<1.00	<1.00
Propylene	<0.10	<0.10	<0.10	<0.10	<0.10
Chloromethane	<0.20	<0.20	<0.20	<0.20	<0.20
Vinyl chloride	<0.20	<0.20	<0.20	<0.20	<0.20
1,3-Butadiene	<0.10	<0.10	<0.10	<0.10	<0.10
Bromomethane	<0.20	<0.20	<0.20	<0.20	<0.20
Chloroethane	<0.10	<0.10	<0.10	<0.10	<0.10
Methylene chloride	<0.11	<0.11	<0.11	<0.11	<0.11
trans-1,2-Dichloroethylene	<0.04	0.28 (H)	<0.04	<0.04	<0.04
1,1-Dichloroethane	<0.04	<0.04	<0.04	<0.04	<0.04
Chloroprene	<0.06	<0.06	<0.06	<0.06	<0.06
Bromochloromethane	<0.003	<0.003	<0.003	<0.003	<0.003
Chloroform	<0.006	<0.006	<0.006	<0.006	29.856(H)
1,1,1-Trichloroethane	1.808(H)	0.200 (H)	2.154(L)	2.102(L)	2.535(H)
Carbon tetrachloride	<0.001	<0.001	<0.001	<0.001	<0.001
1,2-Dichloroethane	1.26 (L)	0.96 (L)	0.86 (L)	3.18 (L)	0.80 (L)
Benzene/1,2-Dichloroethane	1.39 (H)	1.03 (H)	1.93 (H)	4.38 (H)	1.78 (H)
Benzene	0.13 (H)	0.07 (H)	1.07 (H)	1.20 (H)	0.98 (H)
Trichloroethylene	4.05 (H)	0.48 (H)	1.038(H)	1.649(L)	1.660(L)
1,2-Dichloropropane	<0.04	<0.04	<0.04	<0.04	<0.04
Bromodichloromethane	<0.001	<0.001	<0.001	<0.001	<0.001
cis-1,3-Dichloropropylene	<0.04	<0.04	<0.04	<0.04	<0.04
Toluene	2.854(H)	1.98 (H)	6.37 (H)	6.51 (H)	5.96 (H)
n-Octane	<0.03	<0.03	1.34 (H)	1.12 (H)	<0.03
n-Octane/t-1,3-Dichloropropylene	<0.03	<0.03	<0.03	<0.03	<0.03
trans-1,3-Dichloropropylene	<0.04	<0.04	<0.04	<0.04	<0.04
1,1,2-Trichloroethane	<0.02	<0.02	<0.02	<0.02	<0.02
Tetrachloroethylene	<0.07	<0.07	<0.07	<0.07	<0.07
Dibromochloromethane	<0.001	<0.001	<0.001	<0.001	<0.001
Chlorobenzene	0.24 (L)	0.14 (H)	1.16 (L)	1.02 (H)	<0.02
Ethylbenzene	1.60 (H)	0.39 (L)	2.30 (H)	1.03 (H)	<0.02
m/p-Xylene	0.90 (H)	0.31 (H)	5.28 (H)	5.54 (H)	3.32 (H)
Styrene/o-Xylene	0.69 (H)	0.44 (H)	2.58 (H)	2.86 (L)	1.33 (H)
Bromoform	<0.001	<0.001	0.047(M)	<0.001	<0.001
1,1,2,2-Tetrachloroethane	<0.002	<0.002	<0.002	<0.002	<0.002
m-Dichlorobenzene	<0.02	<0.02	0.58 (L)	0.49 (L)	0.23 (H)
p-Dichlorobenzene	3.70 (M)	<0.09	<0.09	<0.09	3.14 (M)
o-Dichlorobenzene	<0.02	<0.02	<0.02	<0.02	<0.02

(H) High confidence level (M) Medium confidence level (L) Low confidence level (Continued)

D Duplicate sample R Replicate analysis

TABLE A16. MIFL (Continued)

Sample Date	06/20/88	07/02/88	07/14/88	07/14/88	07/26/88
Sample ID	0456	0484	0502	0502R	0531D
Compound	Concentration, ppbv				
Acetylene	<1.00	<1.00	<1.00	<1.00	<1.00
Propylene	<0.10	<0.10	1.40 (M)	<0.10	<0.10
Chloromethane	<0.20	<0.20	<0.20	<0.20	<0.20
Vinyl chloride	<0.20	<0.20	<0.20	<0.20	<0.20
1,3-Butadiene	<0.10	<0.10	<0.10	<0.10	<0.10
Bromomethane	<0.20	<0.20	<0.20	<0.20	<0.20
Chloroethane	<0.10	<0.10	<0.10	<0.10	0.37 (L)
Methylene chloride	<0.11	<0.11	<0.11	<0.11	4.32 (H)
trans-1,2-Dichloroethylene	<0.04	<0.04	<0.04	<0.04	<0.04
1,1-Dichloroethane	<0.04	<0.04	<0.04	<0.04	<0.04
Chloroprene	<0.06	<0.06	<0.06	<0.06	<0.06
Bromochloromethane	<0.003	<0.003	<0.003	<0.003	<0.003
Chloroform	<0.006	<0.006	<0.006	<0.006	<0.006
1,1,1-Trichloroethane	2.754(M)	2.990(H)	1.859(H)	1.851(H)	0.74 (L)
Carbon tetrachloride	<0.001	<0.001	<0.001	<0.001	<0.001
1,2-Dichloroethane	1.30 (L)	<0.04	<0.04	<0.04	<0.04
Benzene/1,2-Dichloroethane	2.53 (H)	<0.04	<0.04	<0.04	<0.04
Benzene	1.23 (H)	1.56 (H)	0.81 (L)	0.81 (M)	1.87 (H)
Trichloroethylene	2.848(M)	<0.004	1.904(H)	1.898(H)	<0.004
1,2-Dichloropropane	<0.04	<0.04	<0.04	<0.04	<0.04
Bromodichloromethane	<0.001	<0.001	<0.001	<0.001	<0.001
cis-1,3-Dichloropropylene	<0.04	<0.04	<0.04	<0.04	<0.04
Toluene	6.40 (H)	5.45 (H)	4.54 (H)	4.34 (H)	7.55 (H)
n-Octane	0.84 (M)	<0.03	<0.03	<0.03	<0.03
n-Octane/t-1,3-Dichloropropylene	<0.03	<0.03	<0.03	<0.03	<0.03
trans-1,3-Dichloropropylene	<0.04	<0.04	<0.04	<0.04	<0.04
1,1,2-Trichloroethane	<0.02	<0.02	<0.02	<0.02	<0.02
Tetrachloroethylene	<0.07	<0.07	<0.07	<0.07	0.28 (M)
Dibromochloromethane	<0.001	<0.001	<0.001	<0.001	<0.001
Chlorobenzene	0.54 (H)	<0.02	<0.02	<0.02	<0.02
Ethylbenzene	0.97 (H)	0.68 (H)	0.54 (H)	0.55 (H)	0.67 (H)
m/p-Xylene	6.45 (H)	4.21 (H)	4.04 (H)	4.00 (H)	4.75 (H)
Styrene/o-Xylene	2.71 (M)	1.16 (H)	1.15 (H)	1.23 (H)	1.50 (H)
Bromoform	<0.001	<0.001	<0.001	<0.001	<0.001
1,1,2,2-Tetrachloroethane	<0.002	<0.002	<0.002	<0.002	<0.002
m-Dichlorobenzene	0.98 (H)	<0.02	<0.02	<0.02	<0.02
p-Dichlorobenzene	<0.09	<0.09	<0.09	<0.09	<0.09
o-Dichlorobenzene	<0.02	<0.02	<0.02	<0.02	<0.02

(H) High confidence level (M) Medium confidence level (L) Low confidence level (Continued)
D Duplicate sample R Replicate analysis

TABLE A16. MIFL (Continued)

Sample Date	07/26/88	08/07/88	08/19/88	08/19/88	09/12/88
Sample ID	0532D	0554	0596	0602	0652
Compound	Concentration, ppbv				
Acetylene	<1.00	10.16 (L)	<1.00	<1.00	<1.00
Propylene	<0.10	<0.10	<0.10	<0.10	3.11 (M)
Chloromethane	<0.20	<0.20	<0.20	<0.20	<0.20
Vinyl chloride	<0.20	<0.20	<0.20	<0.20	<0.20
1,3-Butadiene	<0.10	<0.10	0.20 (H)	<0.10	<0.10
Bromomethane	<0.20	<0.20	<0.20	<0.20	<0.20
Chloroethane	0.52 (L)	<0.10	<0.10	<0.10	<0.10
Methylene chloride	4.59 (M)	<0.11	<0.11	<0.11	<0.11
trans-1,2-Dichloroethylene	0.58 (M)	<0.04	0.74 (H)	<0.04	<0.04
1,1-Dichloroethane	<0.04	<0.04	<0.04	<0.04	<0.04
Chloroprene	<0.06	<0.06	<0.06	<0.06	<0.06
Bromochloromethane	<0.003	<0.003	<0.003	<0.003	<0.003
Chloroform	<0.006	<0.006	0.714(H)	<0.006	<0.006
1,1,1-Trichloroethane	0.848(H)	1.681(H)	2.124(H)	0.913(H)	0.445(M)
Carbon tetrachloride	<0.001	0.165(H)	<0.001	<0.001	<0.001
1,2-Dichloroethane	<0.04	<0.04	<0.04	<0.04	<0.04
Benzene/1,2-Dichloroethane	<0.04	<0.04	<0.04	<0.04	<0.04
Benzene	1.90 (H)	1.12 (H)	0.86 (H)	1.39 (H)	0.71 (H)
Trichloroethylene	<0.004	1.303(L)	1.469(H)	0.574(L)	0.082(L)
1,2-Dichloropropane	<0.04	<0.04	<0.04	<0.04	<0.04
Bromodichloromethane	<0.001	<0.001	<0.001	<0.001	<0.001
cis-1,3-Dichloropropylene	<0.04	<0.04	<0.04	<0.04	<0.04
Toluene	7.73 (H)	5.95 (H)	5.81 (M)	5.61 (L)	3.62 (H)
n-Octane	<0.03	0.44 (M)	<0.03	<0.03	<0.03
n-Octane/t-1,3-Dichloropropylene	<0.03	<0.03	<0.03	<0.03	<0.03
trans-1,3-Dichloropropylene	<0.04	<0.04	<0.04	<0.04	<0.04
1,1,2-Trichloroethane	<0.02	<0.02	<0.02	<0.02	0.19 (H)
Tetrachloroethylene	<0.07	0.14 (L)	<0.07	0.41 (M)	<0.07
Dibromochloromethane	<0.001	<0.001	<0.001	<0.001	<0.001
Chlorobenzene	<0.02	<0.02	0.19 (M)	0.16 (H)	0.16 (M)
Ethylbenzene	0.67 (H)	0.56 (H)	0.64 (H)	0.52 (H)	0.36 (H)
m/p-Xylene	4.89 (H)	4.03 (H)	4.46 (H)	3.83 (H)	2.77 (H)
Styrene/o-Xylene	1.49 (H)	1.14 (H)	1.36 (H)	0.94 (H)	0.86 (H)
Bromoform	<0.001	<0.001	<0.001	<0.001	<0.001
1,1,2,2-Tetrachloroethane	<0.002	<0.002	<0.002	<0.002	<0.002
m-Dichlorobenzene	<0.02	<0.02	<0.02	<0.02	<0.02
p-Dichlorobenzene	<0.09	<0.09	<0.09	<0.09	<0.09
o-Dichlorobenzene	3.16 (M)	<0.02	1.73 (L)	<0.02	<0.02

(H) High confidence level (M) Medium confidence level (L) Low confidence level (Continued)

D Duplicate sample

TABLE A16. MIFL (Continued)

Sample Date	09/24/88
Sample ID	0654
Compound	**Concentration, ppbv**
Acetylene	<1.00
Propylene	<0.10
Chloromethane	<0.20
Vinyl chloride	<0.20
1,3-Butadiene	<0.10
Bromomethane	<0.20
Chloroethane	<0.10
Methylene chloride	<0.11
trans-1,2-Dichloroethylene	<0.04
1,1-Dichloroethane	<0.04
Chloroprene	0.10 (H)
Bromochloromethane	<0.003
Chloroform	<0.006
1,1,1-Trichloroethane	7.087(H)
Carbon tetrachloride	<0.001
1,2-Dichloroethane	<0.04
Benzene/1,2-Dichloroethane	<0.04
Benzene	1.64 (H)
Trichloroethylene	0.923(L)
1,2-Dichloropropane	<0.04
Bromodichloromethane	<0.001
cis-1,3-Dichloropropylene	<0.04
Toluene	8.01 (H)
n-Octane	<0.03
n-Octane/t-1,3-Dichloropropylene	<0.03
trans-1,3-Dichloropropylene	<0.04
1,1,2-Trichloroethane	<0.02
Tetrachloroethylene	0.86 (M)
Dibromochloromethane	<0.001
Chlorobenzene	0.26 (H)
Ethylbenzene	0.84 (M)
m/p-Xylene	4.75 (H)
Styrene/o-Xylene	1.42 (H)
Bromoform	<0.001
1,1,2,2-Tetrachloroethane	<0.002
m-Dichlorobenzene	<0.02
p-Dichlorobenzene	24.56 (M)
o-Dichlorobenzene	<0.02

(H) High confidence level (M) Medium confidence level (L) Low confidence level

TABLE A17. MULTIPLE DETECTOR SPECIATED UATMP DATA SUMMARY FOR P2OR

Sample Date	10/15/87	10/31/87	10/31/87	11/07/87	11/17/87
Sample ID	0014	0041	0041R	0044	0074D
Compound	Concentration, ppbv				
Acetylene	<1.00	<1.00	<1.00	<1.00	<1.00
Propylene	<0.10	<0.10	<0.10	<0.10	<0.10
Chloromethane	<0.20	<0.20	<0.20	<0.20	<0.20
Vinyl chloride	<0.20	<0.20	<0.20	<0.20	<0.20
1,3-Butadiene	<0.10	<0.10	<0.10	<0.10	<0.10
Bromomethane	<0.20	<0.20	<0.20	<0.20	<0.20
Chloroethane	<0.10	<0.10	<0.10	<0.10	<0.10
Methylene chloride	<0.11	<0.11	<0.11	<0.11	<0.11
trans-1,2-Dichloroethylene	<0.04	<0.04	<0.04	<0.04	<0.04
1,1-Dichloroethane	<0.04	<0.04	<0.04	<0.04	<0.04
Chloroprene	1.07 (H)	<0.06	<0.06	<0.06	<0.06
Bromochloromethane	<0.003	<0.003	<0.003	<0.003	0.090(H)
Chloroform	<0.006	<0.006	<0.006	<0.006	<0.006
1,1,1-Trichloroethane	<0.001	<0.001	<0.001	<0.001	0.639(M)
Carbon tetrachloride	<0.001	<0.001	<0.001	<0.001	<0.001
1,2-Dichloroethane	0.68 (L)	1.49 (L)	1.58 (L)	<0.04	<0.04
Benzene/1,2-Dichloroethane	3.37 (L)	4.39 (M)	4.53 (M)	<0.04	<0.04
Benzene	2.69 (L)	2.90 (M)	2.95 (M)	<0.04	<0.04
Trichloroethylene	<0.004	<0.004	<0.004	<0.004	<0.004
1,2-Dichloropropane	<0.04	<0.04	<0.04	<0.04	<0.04
Bromodichloromethane	<0.001	<0.001	<0.001	<0.001	<0.001
cis-1,3-Dichloropropylene	<0.04	<0.04	<0.04	<0.04	<0.04
Toluene	1.80 (H)	3.40 (H)	3.61 (M)	3.89 (H)	2.28 (H)
n-Octane	<0.03	<0.03	<0.03	<0.03	<0.03
n-Octane/t-1,3-Dichloropropylene	0.97 (H)	<0.03	<0.03	<0.03	<0.03
trans-1,3-Dichloropropylene	<0.04	<0.04	<0.04	<0.04	<0.04
1,1,2-Trichloroethane	<0.02	<0.02	<0.02	<0.02	<0.02
Tetrachloroethylene	<0.07	<0.07	<0.07	<0.07	<0.07
Dibromochloromethane	<0.001	<0.001	<0.001	<0.001	<0.001
Chlorobenzene	<0.02	1.39 (L)	1.16 (H)	<0.02	<0.02
Ethylbenzene	<0.02	<0.02	<0.02	<0.02	<0.02
m/p-Xylene	13.69 (H)	17.22 (M)	16.42 (H)	12.29 (H)	9.65 (M)
Styrene/o-Xylene	3.15 (L)	3.62 (L)	3.72 (M)	<0.02	<0.02
Bromoform	<0.001	<0.001	<0.001	<0.001	<0.001
1,1,2,2-Tetrachloroethane	<0.002	<0.002	<0.002	<0.002	<0.002
m-Dichlorobenzene	<0.02	<0.02	<0.02	<0.02	<0.02
p-Dichlorobenzene	<0.09	<0.09	<0.09	<0.09	<0.09
o-Dichlorobenzene	<0.02	<0.02	<0.02	<0.02	<0.02

(H) High confidence level (M) Medium confidence level (L) Low confidence level (Continued)
D Duplicate sample R Replicate analysis

TABLE A17. P20R (Continued)

Sample Date	11/17/87	11/30/87	12/11/87	12/23/87	01/06/88
Sample ID	00750	0098	0131	0166	0187
Compound	Concentration, ppbv				
Acetylene	<1.00	<1.00	<1.00	<1.00	<1.00
Propylene	<0.10	<0.10	<0.10	<0.10	<0.10
Chloromethane	<0.20	<0.20	<0.20	<0.20	<0.20
Vinyl chloride	<0.20	<0.20	<0.20	<0.20	<0.20
1,3-Butadiene	<0.10	<0.10	<0.10	<0.10	<0.10
Bromomethane	<0.20	<0.20	<0.20	<0.20	<0.20
Chloroethane	<0.10	<0.10	<0.10	<0.10	<0.10
Methylene chloride	<0.11	<0.11	<0.11	<0.11	<0.11
trans-1,2-Dichloroethylene	<0.04	<0.04	<0.04	<0.04	<0.04
1,1-Dichloroethane	<0.04	<0.04	<0.04	<0.04	<0.04
Chloroprene	<0.06	<0.06	<0.06	<0.06	<0.06
Bromochloromethane	<0.003	<0.003	<0.003	<0.003	<0.003
Chloroform	<0.006	<0.006	0.541(M)	<0.006	<0.006
1,1,1-Trichloroethane	<0.001	1.775(M)	<0.001	<0.001	<0.001
Carbon tetrachloride	<0.001	<0.001	<0.001	<0.001	<0.001
1,2-Dichloroethane	1.12 (L)	0.75 (L)	0.45 (L)	<0.04	<0.04
Benzene/1,2-Dichloroethane	3.15 (H)	1.72 (H)	0.98 (H)	2.77 (H)	<0.04
Benzene	2.03 (H)	0.97 (H)	0.53 (H)	1.53 (H)	<0.04
Trichloroethylene	<0.004	<0.004	<0.004	<0.004	<0.004
1,2-Dichloropropane	<0.04	<0.04	<0.04	1.43 (H)	<0.04
Bromodichloromethane	<0.001	<0.001	<0.001	<0.001	<0.001
cis-1,3-Dichloropropylene	<0.04	2.29 (M)	<0.04	<0.04	<0.04
Toluene	2.03 (H)	3.28 (M)	1.68 (H)	1.57 (H)	<0.02
n-Octane	<0.03	<0.03	<0.03	<0.03	<0.03
n-Octane/t-1,3-Dichloropropylene	<0.03	<0.03	1.52 (M)	<0.03	<0.03
trans-1,3-Dichloropropylene	0.08 (M)	2.29 (M)	<0.04	<0.04	<0.04
1,1,2-Trichloroethane	<0.02	<0.02	<0.02	<0.02	<0.02
Tetrachloroethylene	<0.07	<0.07	<0.07	<0.07	0.14 (L)
Dibromochloromethane	<0.001	<0.001	<0.001	<0.001	<0.001
Chlorobenzene	<0.02	0.95 (H)	<0.02	<0.02	<0.02
Ethylbenzene	<0.02	<0.02	<0.02	<0.02	<0.02
m/p-Xylene	8.61 (H)	6.18 (H)	6.26 (H)	9.38 (H)	1.44 (M)
Styrene/o-Xylene	1.84 (M)	1.32 (M)	<0.02	1.73 (H)	0.37 (H)
Bromoform	<0.001	<0.001	<0.001	<0.001	<0.001
1,1,2,2-Tetrachloroethane	<0.002	<0.002	<0.002	<0.002	<0.002
m-Dichlorobenzene	<0.02	<0.02	<0.02	<0.02	<0.02
p-Dichlorobenzene	<0.09	<0.09	<0.09	<0.09	<0.09
o-Dichlorobenzene	<0.02	<0.02	<0.02	<0.02	0.10 (H)

(H) High confidence level (M) Medium confidence level (L) Low confidence level (Continued)

D Duplicate sample

TABLE A17. P20R (Continued)

Sample Date	01/11/88	01/11/88	01/16/88	01/28/88	02/09/88
Sample ID	0172D	0173D	0206	0191	0242
Compound	Concentration, ppbv				
Acetylene	<1.00	<1.00	<1.00	<1.00	<1.00
Propylene	<0.10	<0.10	<0.10	<0.10	<0.10
Chloromethane	<0.20	<0.20	<0.20	<0.20	<0.20
Vinyl chloride	<0.20	<0.20	<0.20	<0.20	<0.20
1,3-Butadiene	<0.10	<0.10	<0.10	<0.10	<0.10
Bromomethane	<0.20	<0.20	<0.20	<0.20	<0.20
Chloroethane	<0.10	<0.10	<0.10	<0.10	<0.10
Methylene chloride	<0.11	<0.11	<0.11	<0.11	<0.11
trans-1,2-Dichloroethylene	<0.04	<0.04	<0.04	<0.04	<0.04
1,1-Dichloroethane	<0.04	<0.04	<0.04	<0.04	<0.04
Chloroprene	<0.06	<0.06	<0.06	<0.06	<0.06
Bromochloromethane	<0.003	<0.003	<0.003	<0.003	<0.003
Chloroform	<0.006	<0.006	<0.006	<0.006	<0.006
1,1,1-Trichloroethane	0.092(M)	0.115(L)	<0.001	<0.001	0.114(L)
Carbon tetrachloride	<0.001	<0.001	<0.001	<0.001	<0.001
1,2-Dichloroethane	1.34 (L)	1.07 (L)	1.01 (L)	4.88 (L)	1.33 (L)
Benzene/1,2-Dichloroethane	1.54 (L)	1.27 (L)	1.12 (H)	5.40 (H)	1.39 (H)
Benzene	0.20 (L)	0.20 (L)	0.11 (H)	0.52 (H)	0.06 (H)
Trichloroethylene	<0.004	<0.004	<0.004	<0.004	<0.004
1,2-Dichloropropane	<0.04	<0.04	<0.04	<0.04	<0.04
Bromodichloromethane	<0.001	<0.001	<0.001	<0.001	<0.001
cis-1,3-Dichloropropylene	<0.04	<0.04	<0.04	<0.04	<0.04
Toluene	0.72 (H)	1.13 (H)	0.77 (M)	3.33 (L)	1.44 (L)
n-Octane	<0.03	<0.03	<0.03	<0.03	<0.03
n-Octane/t-1,3-Dichloropropylene	<0.03	<0.03	<0.03	<0.03	<0.03
trans-1,3-Dichloropropylene	<0.04	<0.04	<0.04	<0.04	<0.04
1,1,2-Trichloroethane	<0.02	<0.02	<0.02	<0.02	<0.02
Tetrachloroethylene	<0.07	<0.07	<0.07	<0.07	<0.07
Dibromochloromethane	<0.001	<0.001	<0.001	<0.001	<0.001
Chlorobenzene	<0.02	<0.02	0.29 (H)	0.62 (H)	<0.02
Ethylbenzene	<0.02	<0.02	<0.02	<0.02	<0.02
m/p-Xylene	0.33 (H)	0.47 (L)	0.94 (H)	10.64 (H)	<0.04
Styrene/o-Xylene	0.09 (M)	<0.02	0.70 (M)	2.52 (H)	<0.02
Bromoform	<0.001	<0.001	<0.001	<0.001	<0.001
1,1,2,2-Tetrachloroethane	<0.002	<0.002	<0.002	<0.002	<0.002
m-Dichlorobenzene	<0.02	<0.02	0.05 (L)	<0.02	0.39 (M)
p-Dichlorobenzene	<0.09	<0.09	<0.09	3.10 (H)	<0.09
o-Dichlorobenzene	<0.02	<0.02	<0.02	<0.02	<0.02

(H) High confidence level (M) Medium confidence level (L) Low confidence level (Continued)

D Duplicate sample

TABLE A17. P2OR (Continued)

Sample Date	02/21/88	02/21/88	03/05/88	03/05/88	03/16/88
Sample ID	0257	0257R	0265D	0266D	0291
Compound	Concentration, ppbv				
Acetylene	<1.00	<1.00	<1.00	<1.00	<1.00
Propylene	<0.10	<0.10	<0.10	<0.10	<0.10
Chloromethane	<0.20	<0.20	<0.20	<0.20	<0.20
Vinyl chloride	<0.20	<0.20	<0.20	<0.20	<0.20
1,3-Butadiene	<0.10	<0.10	<0.10	<0.10	<0.10
Bromomethane	<0.20	<0.20	<0.20	<0.20	<0.20
Chloroethane	<0.10	<0.10	<0.10	<0.10	<0.10
Methylene chloride	<0.11	<0.11	<0.11	<0.11	<0.11
trans-1,2-Dichloroethylene	3.10 (H)	2.70 (H)	2.90 (L)	3.20 (M)	2.10 (H)
1,1-Dichloroethane	<0.04	<0.04	<0.04	<0.04	<0.04
Chloroprene	<0.06	<0.06	<0.06	<0.06	<0.06
Bromochloromethane	<0.003	<0.003	<0.003	<0.003	<0.003
Chloroform	<0.006	<0.006	<0.006	<0.006	<0.006
1,1,1-Trichloroethane	0.226(L)	0.224(L)	<0.001	<0.001	<0.001
Carbon tetrachloride	<0.001	<0.001	<0.001	<0.001	<0.001
1,2-Dichloroethane	3.74 (L)	3.74 (L)	1.86 (L)	1.79 (L)	<0.04
Benzene/1,2-Dichloroethane	4.20 (M)	4.20 (M)	2.05 (H)	2.01 (M)	<0.04
Benzene	0.46 (M)	0.46 (M)	0.19 (H)	0.22 (M)	<0.04
Trichloroethylene	<0.004	<0.004	<0.004	<0.004	<0.004
1,2-Dichloropropane	<0.04	<0.04	<0.04	<0.04	<0.04
Bromodichloromethane	<0.001	<0.001	<0.001	<0.001	<0.001
cis-1,3-Dichloropropylene	<0.04	<0.04	<0.04	<0.04	<0.04
Toluene	2.26 (H)	2.41 (H)	1.23 (L)	1.23 (M)	1.08 (L)
n-Octane	<0.03	<0.03	<0.03	<0.03	<0.03
n-Octane/t-1,3-Dichloropropylene	<0.03	<0.03	<0.03	<0.03	<0.03
trans-1,3-Dichloropropylene	<0.04	<0.04	<0.04	<0.04	<0.04
1,1,2-Trichloroethane	<0.02	<0.02	<0.02	<0.02	<0.02
Tetrachloroethylene	<0.07	<0.07	<0.07	<0.07	<0.07
Dibromochloromethane	<0.001	<0.001	<0.001	<0.001	<0.001
Chlorobenzene	<0.02	<0.02	<0.02	<0.02	<0.02
Ethylbenzene	<0.02	<0.02	<0.02	<0.02	<0.02
m/p-Xylene	1.14 (M)	1.19 (M)	0.55 (M)	0.61 (M)	0.42 (H)
Styrene/o-Xylene	0.34 (L)	0.37 (M)	0.18 (M)	0.18 (L)	0.15 (H)
Bromoform	<0.001	<0.001	<0.001	<0.001	<0.001
1,1,2,2-Tetrachloroethane	<0.002	<0.002	<0.002	<0.002	<0.002
m-Dichlorobenzene	<0.02	<0.02	<0.02	<0.02	<0.02
p-Dichlorobenzene	<0.09	<0.09	0.33 (L)	0.40 (M)	<0.09
o-Dichlorobenzene	<0.02	<0.02	0.18 (L)	<0.02	<0.02

(H) High confidence level (M) Medium confidence level (L) Low confidence level (Continued)

D Duplicate sample R Replicate analysis

TABLE A17. P20R (Continued)

Sample Date	03/28/88	04/11/88	04/21/88	05/03/88	05/03/88
Sample ID	0329	0336	0358	0382	0382R
Compound	Concentration, ppbv				
Acetylene	<1.00	<1.00	<1.00	<1.00	<1.00
Propylene	<0.10	<0.10	<0.10	<0.10	<0.10
Chloromethane	<0.20	<0.20	<0.20	<0.20	<0.20
Vinyl chloride	<0.20	<0.20	<0.20	<0.20	<0.20
1,3-Butadiene	<0.10	<0.10	<0.10	<0.10	<0.10
Bromomethane	<0.20	<0.20	<0.20	<0.20	<0.20
Chloroethane	<0.10	<0.10	<0.10	<0.10	<0.10
Methylene chloride	<0.11	<0.11	<0.11	<0.11	<0.11
trans-1,2-Dichloroethylene	<0.04	<0.04	<0.04	0.50 (M)	0.58 (M)
1,1-Dichloroethane	<0.04	<0.04	<0.04	<0.04	<0.04
Chloroprene	<0.06	<0.06	<0.06	<0.06	<0.06
Bromochloromethane	<0.003	<0.003	<0.003	<0.003	<0.003
Chloroform	<0.006	<0.006	<0.006	<0.006	<0.006
1,1,1-Trichloroethane	<0.001	<0.001	<0.001	0.195(H)	0.178(H)
Carbon tetrachloride	<0.001	<0.001	<0.001	<0.001	<0.001
1,2-Dichloroethane	3.09 (L)	<0.04	2.71 (L)	0.88 (L)	1.08 (L)
Benzene/1,2-Dichloroethane	3.20 (L)	<0.04	2.94 (H)	0.98 (H)	1.19 (H)
Benzene	0.11 (L)	<0.04	0.23 (H)	0.10 (H)	0.11 (H)
Trichloroethylene	<0.004	<0.004	<0.004	<0.004	<0.004
1,2-Dichloropropane	<0.04	<0.04	<0.04	<0.04	<0.04
Bromodichloromethane	<0.001	<0.001	<0.001	<0.001	<0.001
cis-1,3-Dichloropropylene	<0.04	<0.04	<0.04	<0.04	<0.04
Toluene	1.44 (H)	2.03 (H)	6.74 (M)	1.15 (L)	1.38 (H)
n-Octane	<0.03	<0.03	<0.03	<0.03	<0.03
n-Octane/t-1,3-Dichloropropylene	<0.03	<0.03	<0.03	<0.03	<0.03
trans-1,3-Dichloropropylene	<0.04	<0.04	<0.04	<0.04	<0.04
1,1,2-Trichloroethane	<0.02	<0.02	<0.02	0.18 (M)	<0.02
Tetrachloroethylene	<0.07	<0.07	1.07 (H)	<0.07	<0.07
Dibromochloromethane	<0.001	<0.001	<0.001	<0.001	<0.001
Chlorobenzene	<0.02	<0.02	0.60 (H)	<0.02	0.11 (L)
Ethylbenzene	<0.02	1.08 (M)	1.85 (M)	0.96 (L)	0.76 (L)
m/p-Xylene	0.89 (H)	0.62 (H)	0.99 (H)	0.15 (L)	0.22 (M)
Styrene/o-Xylene	<0.02	0.40 (H)	0.94 (H)	<0.02	0.13 (H)
Bromoform	<0.001	<0.001	<0.001	<0.001	<0.001
1,1,2,2-Tetrachloroethane	<0.002	<0.002	<0.002	<0.002	<0.002
m-Dichlorobenzene	<0.02	<0.02	<0.02	<0.02	<0.02
p-Dichlorobenzene	<0.09	<0.09	<0.09	0.55 (H)	<0.09
o-Dichlorobenzene	<0.02	<0.02	<0.02	<0.02	<0.02

(H) High confidence level (M) Medium confidence level (L) Low confidence level (Continued)

R Replicate analysis

TABLE A17. P2OR (Continued)

Sample Date	05/15/88	05/27/88	06/08/88	06/08/88	06/20/88
Sample ID	0400	0425	0437D	0438D	0462
Compound	Concentration, ppbv				
Acetylene	<1.00	<1.00	<1.00	<1.00	<1.00
Propylene	<0.10	<0.10	<0.10	<0.10	<0.10
Chloromethane	<0.20	<0.20	<0.20	<0.20	<0.20
Vinyl chloride	<0.20	<0.20	<0.20	<0.20	<0.20
1,3-Butadiene	<0.10	<0.10	<0.10	<0.10	<0.10
Bromomethane	<0.20	<0.20	<0.20	<0.20	<0.20
Chloroethane	<0.10	<0.10	<0.10	<0.10	<0.10
Methylene chloride	<0.11	<0.11	<0.11	<0.11	<0.11
trans-1,2-Dichloroethylene	5.09 (M)	<0.04	<0.04	<0.04	<0.04
1,1-Dichloroethane	<0.04	<0.04	<0.04	<0.04	<0.04
Chloroprene	<0.06	<0.06	<0.06	<0.06	<0.06
Bromochloromethane	<0.003	<0.003	<0.003	<0.003	<0.003
Chloroform	0.299(H)	<0.006	<0.006	<0.006	<0.006
1,1,1-Trichloroethane	<0.001	<0.001	0.894(M)	0.963(M)	1.505(L)
Carbon tetrachloride	<0.001	<0.001	<0.001	<0.001	<0.001
1,2-Dichloroethane	1.04 (L)	3.99 (L)	1.59 (L)	1.18 (L)	2.11 (L)
Benzene/1,2-Dichloroethane	2.87 (M)	5.44 (M)	2.59 (H)	2.21 (H)	2.99 (M)
Benzene	1.83 (M)	1.45 (M)	1.00 (H)	1.03 (H)	0.88 (M)
Trichloroethylene	<0.004	<0.004	<0.004	<0.004	<0.004
1,2-Dichloropropane	<0.04	<0.04	<0.04	<0.04	<0.04
Bromodichloromethane	<0.001	<0.001	<0.001	<0.001	<0.001
cis-1,3-Dichloropropylene	<0.04	<0.04	<0.04	<0.04	<0.04
Toluene	2.92 (L)	6.23 (H)	4.01 (H)	4.14 (H)	3.34 (M)
n-Octane	<0.03	2.71 (H)	<0.03	<0.03	<0.03
n-Octane/t-1,3-Dichloropropylene	<0.03	<0.03	<0.03	<0.03	<0.03
trans-1,3-Dichloropropylene	<0.04	<0.04	<0.04	<0.04	<0.04
1,1,2-Trichloroethane	<0.02	<0.02	<0.02	<0.02	<0.02
Tetrachloroethylene	<0.07	<0.07	<0.07	<0.07	<0.07
Dibromochloromethane	<0.001	<0.001	<0.001	<0.001	<0.001
Chlorobenzene	<0.02	1.32 (H)	<0.02	<0.02	<0.02
Ethylbenzene	<0.02	1.22 (M)	<0.02	<0.02	<0.02
m/p-Xylene	<0.04	8.61 (H)	3.98 (L)	4.00 (L)	<0.04
Styrene/o-Xylene	<0.02	<0.02	1.16 (L)	1.00 (L)	<0.02
Bromoform	<0.001	<0.001	<0.001	<0.001	<0.001
1,1,2,2-Tetrachloroethane	<0.002	<0.002	<0.002	<0.002	<0.002
m-Dichlorobenzene	<0.02	1.41 (H)	<0.02	<0.02	<0.02
p-Dichlorobenzene	<0.09	<0.09	3.32 (H)	2.35 (H)	309.53 (H)
o-Dichlorobenzene	<0.02	2.17 (H)	<0.02	<0.02	<0.02

(H) High confidence level (M) Medium confidence level (L) Low confidence level (Continued)

D Duplicate sample

TABLE A17. P2OR (Continued)

Sample Date	07/06/88	07/14/88	08/01/88	08/08/88	08/19/88
Sample ID	0488	0503	0539	0552	0574
Compound	Concentration, ppbv				
Acetylene	<1.00	<1.00	<1.00	<1.00	<1.00
Propylene	<0.10	<0.10	<0.10	<0.10	<0.10
Chloromethane	<0.20	<0.20	<0.20	<0.20	<0.20
Vinyl chloride	<0.20	<0.20	<0.20	<0.20	<0.20
1,3-Butadiene	<0.10	<0.10	<0.10	0.97 (M)	0.61 (L)
Bromomethane	<0.20	<0.20	<0.20	<0.20	<0.20
Chloroethane	<0.10	<0.10	<0.10	<0.10	0.14 (L)
Methylene chloride	<0.11	<0.11	<0.11	<0.11	<0.11
trans-1,2-Dichloroethylene	<0.04	<0.04	<0.04	0.14 (H)	<0.04
1,1-Dichloroethane	<0.04	<0.04	<0.04	<0.04	<0.04
Chloroprene	<0.06	<0.06	0.32 (H)	<0.06	<0.06
Bromochloromethane	<0.003	<0.003	<0.003	<0.003	<0.003
Chloroform	<0.006	<0.006	<0.006	<0.006	0.144(M)
1,1,1-Trichloroethane	0.603(H)	0.630(L)	0.320(L)	<0.001	<0.001
Carbon tetrachloride	<0.001	<0.001	<0.001	<0.001	<0.001
1,2-Dichloroethane	<0.04	<0.04	<0.04	<0.04	<0.04
Benzene/1,2-Dichloroethane	<0.04	<0.04	<0.04	<0.04	<0.04
Benzene	0.79 (M)	1.14 (H)	2.20 (H)	1.52 (H)	1.18 (H)
Trichloroethylene	<0.004	<0.004	<0.004	<0.004	<0.004
1,2-Dichloropropane	<0.04	<0.04	<0.04	<0.04	<0.04
Bromodichloromethane	<0.001	<0.001	<0.001	<0.001	<0.001
cis-1,3-Dichloropropylene	<0.04	<0.04	<0.04	<0.04	<0.04
Toluene	1.94 (H)	1.50 (H)	2.93 (H)	2.72 (M)	2.29 (H)
n-Octane	<0.03	<0.03	0.46 (L)	<0.03	<0.03
n-Octane/t-1,3-Dichloropropylene	<0.03	<0.03	<0.03	<0.03	<0.03
trans-1,3-Dichloropropylene	<0.04	<0.04	<0.04	<0.04	<0.04
1,1,2-Trichloroethane	<0.02	<0.02	<0.02	<0.02	<0.02
Tetrachloroethylene	<0.07	<0.07	<0.07	<0.07	<0.07
Dibromochloromethane	<0.001	<0.001	<0.001	<0.001	<0.001
Chlorobenzene	<0.02	<0.02	0.22 (H)	<0.02	<0.02
Ethylbenzene	0.26 (H)	0.15 (H)	<0.02	0.16 (H)	0.52 (H)
m/p-Xylene	1.63 (H)	1.13 (H)	3.31 (H)	1.30 (H)	3.74 (H)
Styrene/o-Xylene	0.36 (H)	0.22 (H)	0.04 (H)	0.27 (H)	0.83 (H)
Bromoform	<0.001	<0.001	<0.001	<0.001	<0.001
1,1,2,2-Tetrachloroethane	<0.002	<0.002	<0.002	<0.002	<0.002
m-Dichlorobenzene	<0.02	<0.02	<0.02	<0.02	<0.02
p-Dichlorobenzene	<0.09	<0.09	<0.09	<0.09	<0.09
o-Dichlorobenzene	<0.02	<0.02	<0.02	<0.02	<0.02

(H) High confidence level (M) Medium confidence level (L) Low confidence level (Continued)

TABLE A17. P20R (Continued)

Sample Date	08/31/88	09/12/88	09/12/88	09/24/88
Sample ID	0600	0623D (a)	0624D (a)	0647
Compound	Concentration, ppbv			
Acetylene	<1.00	<1.00	<1.00	<1.00
Propylene	<0.10	<0.10	<0.10	<0.10
Chloromethane	<0.20	<0.20	<0.20	<0.20
Vinyl chloride	<0.20	<0.20	<0.20	<0.20
1,3-Butadiene	0.46 (H)	2.81 (L)	3.14 (L)	0.66 (L)
Bromomethane	<0.20	<0.20	<0.20	<0.20
Chloroethane	0.13 (L)	<0.10	<0.10	<0.10
Methylene chloride	<0.11	<0.11	<0.11	4.56 (H)
trans-1,2-Dichloroethylene	<0.04	<0.04	<0.04	<0.04
1,1-Dichloroethane	<0.04	<0.04	<0.04	<0.04
Chloroprene	<0.06	0.19 (H)	0.25 (L)	0.53 (M)
Bromochloromethane	<0.003	<0.003	<0.003	<0.003
Chloroform	<0.006	<0.006	<0.006	<0.006
1,1,1-Trichloroethane	<0.001	<0.001	<0.001	0.366(M)
Carbon tetrachloride	<0.001	<0.001	<0.001	<0.001
1,2-Dichloroethane	<0.04	<0.04	<0.04	<0.04
Benzene/1,2-Dichloroethane	<0.04	<0.04	<0.04	<0.04
Benzene	1.24 (H)	2.22 (M)	1.96 (H)	1.22 (H)
Trichloroethylene	0.403(M)	<0.004	<0.004	0.314(L)
1,2-Dichloropropane	<0.04	1.75 (L)	1.80 (M)	<0.04
Bromodichloromethane	<0.001	<0.001	<0.001	<0.001
cis-1,3-Dichloropropylene	<0.04	<0.04	<0.04	<0.04
Toluene	1.81 (H)	3.38 (M)	3.36 (M)	1.58 (M)
n-Octane	<0.03	<0.03	<0.03	0.20 (H)
n-Octane/t-1,3-Dichloropropylene	<0.03	<0.03	<0.03	<0.03
trans-1,3-Dichloropropylene	<0.04	<0.04	<0.04	<0.04
1,1,2-Trichloroethane	<0.02	<0.02	<0.02	<0.02
Tetrachloroethylene	<0.07	<0.07	<0.07	<0.07
Dibromochloromethane	<0.001	<0.001	<0.001	<0.001
Chlorobenzene	0.14 (M)	0.18 (M)	0.17 (H)	0.03 (H)
Ethylbenzene	0.52 (H)	0.60 (M)	0.60 (H)	0.34 (M)
m/p-Xylene	3.72 (H)	4.62 (H)	4.49 (H)	2.10 (M)
Styrene/o-Xylene	0.89 (H)	0.95 (H)	0.90 (M)	0.44 (M)
Bromoform	<0.001	<0.001	<0.001	<0.001
1,1,2,2-Tetrachloroethane	<0.002	<0.002	<0.002	<0.002
m-Dichlorobenzene	<0.02	<0.02	<0.02	<0.02
p-Dichlorobenzene	<0.09	<0.09	<0.09	2.39 (M)
o-Dichlorobenzene	<0.02	<0.02	<0.02	<0.02

(H) High confidence level (M) Medium confidence level (L) Low confidence level
(a) Sampled for 15.5 hours
D Duplicate sample

TABLE A18. MULTIPLE DETECTOR SPECIATED UATMP DATA SUMMARY FOR PHMI

Sample Date	10/06/87	10/20/87	10/30/87	10/30/87	11/12/87
Sample ID	0007	0028	0038	0038R	0067
Compound	Concentration, ppbv				
Acetylene	<1.00	<1.00	<1.00	<1.00	<1.00
Propylene	<0.10	<0.10	<0.10	<0.10	<0.10
Chloromethane	<0.20	<0.20	<0.20	<0.20	<0.20
Vinyl chloride	<0.20	<0.20	<0.20	<0.20	<0.20
1,3-Butadiene	<0.10	<0.10	<0.10	<0.10	<0.10
Bromomethane	<0.20	<0.20	<0.20	<0.20	<0.20
Chloroethane	<0.10	<0.10	<0.10	<0.10	<0.10
Methylene chloride	<0.11	<0.11	<0.11	<0.11	<0.11
trans-1,2-Dichloroethylene	<0.04	<0.04	<0.04	<0.04	<0.04
1,1-Dichloroethane	<0.04	<0.04	<0.04	<0.04	<0.04
Chloroprene	<0.06	0.66 (L)	<0.06	<0.06	<0.06
Bromochloromethane	<0.003	<0.003	<0.003	<0.003	<0.003
Chloroform	<0.006	<0.006	<0.006	<0.006	<0.006
1,1,1-Trichloroethane	6.568(M)	<0.001	<0.001	<0.001	<0.001
Carbon tetrachloride	<0.001	<0.001	<0.001	<0.001	<0.001
1,2-Dichloroethane	<0.04	<0.04	<0.04	<0.04	<0.04
Benzene/1,2-Dichloroethane	<0.04	<0.04	<0.04	<0.04	4.15 (H)
Benzene	<0.04	<0.04	<0.04	<0.04	5.46 (H)
Trichloroethylene	<0.004	<0.004	<0.004	<0.004	<0.004
1,2-Dichloropropane	<0.04	<0.04	<0.04	<0.04	<0.04
Bromodichloromethane	<0.001	<0.001	<0.001	<0.001	<0.001
cis-1,3-Dichloropropylene	<0.04	<0.04	<0.04	<0.04	<0.04
Toluene	3.32 (M)	<0.02	2.11 (M)	3.15 (L)	1.94 (M)
n-Octane	<0.03	<0.03	<0.03	<0.03	<0.03
n-Octane/t-1,3-Dichloropropylene	<0.03	<0.03	1.48 (H)	1.27 (H)	<0.03
trans-1,3-Dichloropropylene	<0.04	<0.04	<0.04	<0.04	<0.04
1,1,2-Trichloroethane	<0.02	<0.02	<0.02	<0.02	<0.02
Tetrachloroethylene	<0.07	<0.07	<0.07	<0.07	<0.07
Dibromochloromethane	<0.001	<0.001	<0.001	<0.001	<0.001
Chlorobenzene	<0.02	<0.02	<0.02	<0.02	<0.02
Ethylbenzene	<0.02	<0.02	<0.02	<0.02	<0.02
m/p-Xylene	7.76 (L)	3.37 (M)	8.34 (M)	8.11 (H)	4.61 (M)
Styrene/o-Xylene	<0.02	<0.02	<0.02	<0.02	1.37 (L)
Bromoform	<0.001	<0.001	<0.001	<0.001	<0.001
1,1,2,2-Tetrachloroethane	<0.002	<0.002	<0.002	<0.002	<0.002
m-Dichlorobenzene	<0.02	<0.02	<0.02	<0.02	<0.02
p-Dichlorobenzene	<0.09	<0.09	<0.09	<0.09	<0.09
o-Dichlorobenzene	<0.02	<0.02	<0.02	<0.02	<0.02

(H) High confidence level (M) Medium confidence level (L) Low confidence level (Continued)
R Replicate analysis

TABLE A18. PHMI (Continued)

Sample Date	11/24/87	12/07/87	12/30/87	01/22/88	02/04/88
Sample ID	0089	0114	0160	0204	0221
Compound	Concentration, ppbv				
Acetylene	<1.00	<1.00	<1.00	<1.00	<1.00
Propylene	<0.10	<0.10	<0.10	<0.10	<0.10
Chloromethane	<0.20	<0.20	<0.20	<0.20	<0.20
Vinyl chloride	<0.20	<0.20	<0.20	<0.20	<0.20
1,3-Butadiene	<0.10	<0.10	<0.10	<0.10	<0.10
Bromomethane	<0.20	<0.20	<0.20	<0.20	<0.20
Chloroethane	<0.10	<0.10	<0.10	<0.10	<0.10
Methylene chloride	<0.11	<0.11	<0.11	<0.11	<0.11
trans-1,2-Dichloroethylene	<0.04	<0.04	<0.04	0.24 (H)	<0.04
1,1-Dichloroethane	<0.04	<0.04	<0.04	<0.04	<0.04
Chloroprene	0.53 (L)	<0.06	<0.06	<0.06	<0.06
Bromochloromethane	<0.003	<0.003	<0.003	<0.003	<0.003
Chloroform	<0.006	<0.006	2.686(M)	<0.006	<0.006
1,1,1-Trichloroethane	1.602(M)	<0.001	<0.001	<0.001	0.264(L)
Carbon tetrachloride	<0.001	<0.001	<0.001	<0.001	<0.001
1,2-Dichloroethane	0.65 (L)	<0.04	<0.04	<0.04	<0.04
Benzene/1,2-Dichloroethane	1.49 (L)	<0.04	<0.04	<0.04	<0.04
Benzene	0.84 (L)	<0.04	<0.04	<0.04	<0.04
Trichloroethylene	<0.004	<0.004	1.350(M)	<0.004	<0.004
1,2-Dichloropropane	<0.04	<0.04	0.55 (M)	<0.04	<0.04
Bromodichloromethane	<0.001	<0.001	<0.001	<0.001	<0.001
cis-1,3-Dichloropropylene	<0.04	<0.04	<0.04	<0.04	<0.04
Toluene	<0.02	0.76 (M)	0.04 (L)	0.41 (M)	1.59 (L)
n-Octane	<0.03	<0.03	<0.03	<0.03	<0.03
n-Octane/t-1,3-Dichloropropylene	1.46 (M)	<0.03	<0.03	<0.03	<0.03
trans-1,3-Dichloropropylene	<0.04	<0.04	0.23 (M)	<0.04	<0.04
1,1,2-Trichloroethane	<0.02	<0.02	<0.02	<0.02	<0.02
Tetrachloroethylene	<0.07	<0.07	<0.07	<0.07	<0.07
Dibromochloromethane	<0.001	<0.001	<0.001	<0.001	<0.001
Chlorobenzene	<0.02	<0.02	<0.02	<0.02	<0.02
Ethylbenzene	<0.02	<0.02	<0.02	<0.02	<0.02
m/p-Xylene	<0.04	<0.04	0.86 (H)	0.86 (H)	2.27 (M)
Styrene/o-Xylene	<0.02	0.06 (M)	<0.02	0.15 (H)	1.01 (L)
Bromoform	<0.001	<0.001	<0.001	<0.001	<0.001
1,1,2,2-Tetrachloroethane	<0.002	<0.002	<0.002	<0.002	<0.002
m-Dichlorobenzene	<0.02	<0.02	<0.02	<0.02	<0.02
p-Dichlorobenzene	<0.09	<0.09	<0.09	<0.09	<0.09
o-Dichlorobenzene	<0.02	<0.02	<0.02	<0.02	<0.02

(H) High confidence level (M) Medium confidence level (L) Low confidence level (Continued)

TABLE A18. PHMI (Continued)

Sample Date	02/16/88	02/29/88	02/29/88	03/11/88	03/23/88
Sample ID	0235	0279	0279R	0287	0303
Compound	Concentration, ppbv				
Acetylene	<1.00	<1.00	<1.00	<1.00	<1.00
Propylene	<0.10	<0.10	<0.10	<0.10	<0.10
Chloromethane	<0.20	<0.20	<0.20	<0.20	<0.20
Vinyl chloride	<0.20	<0.20	<0.20	<0.20	<0.20
1,3-Butadiene	<0.10	<0.10	<0.10	<0.10	<0.10
Bromomethane	<0.20	<0.20	<0.20	<0.20	<0.20
Chloroethane	<0.10	<0.10	<0.10	<0.10	<0.10
Methylene chloride	<0.11	<0.11	<0.11	<0.11	<0.11
trans-1,2-Dichloroethylene	<0.04	<0.04	<0.04	<0.04	0.10 (M)
1,1-Dichloroethane	<0.04	<0.04	<0.04	<0.04	<0.04
Chloroprene	<0.06	<0.06	<0.06	<0.06	<0.06
Bromochloromethane	<0.003	<0.003	<0.003	<0.003	<0.003
Chloroform	<0.006	<0.006	<0.006	<0.006	<0.006
1,1,1-Trichloroethane	0.220(H)	0.190(L)	0.137(M)	<0.001	<0.001
Carbon tetrachloride	<0.001	<0.001	<0.001	<0.001	<0.001
1,2-Dichloroethane	1.11 (L)	<0.04	<0.04	<0.04	<0.04
Benzene/1,2-Dichloroethane	1.16 (H)	<0.04	<0.04	<0.04	<0.04
Benzene	0.05 (H)	<0.04	<0.04	<0.04	<0.04
Trichloroethylene	3.012(H)	<0.004	<0.004	<0.004	1.564(H)
1,2-Dichloropropane	<0.04	<0.04	<0.04	<0.04	<0.04
Bromodichloromethane	<0.001	<0.001	<0.001	<0.001	<0.001
cis-1,3-Dichloropropylene	<0.04	<0.04	<0.04	<0.04	<0.04
Toluene	0.72 (H)	<0.02	<0.02	1.08 (L)	0.67 (H)
n-Octane	<0.03	<0.03	<0.03	<0.03	<0.03
n-Octane/t-1,3-Dichloropropylene	<0.03	<0.03	<0.03	<0.03	<0.03
trans-1,3-Dichloropropylene	<0.04	<0.04	<0.04	<0.04	<0.04
1,1,2-Trichloroethane	<0.02	<0.02	<0.02	<0.02	<0.02
Tetrachloroethylene	<0.07	0.22 (M)	0.12 (L)	<0.07	<0.07
Dibromochloromethane	<0.001	<0.001	<0.001	<0.001	<0.001
Chlorobenzene	<0.02	<0.02	<0.02	0.22 (L)	<0.02
Ethylbenzene	<0.02	<0.02	<0.02	<0.02	<0.02
m/p-Xylene	0.66 (H)	0.09 (L)	0.13 (H)	0.36 (L)	<0.04
Styrene/o-Xylene	<0.02	<0.02	<0.02	0.28 (M)	<0.02
Bromoform	<0.001	<0.001	<0.001	<0.001	<0.001
1,1,2,2-Tetrachloroethane	<0.002	<0.002	<0.002	<0.002	<0.002
m-Dichlorobenzene	<0.02	<0.02	<0.02	0.12 (H)	<0.02
p-Dichlorobenzene	1.32 (M)	<0.09	<0.09	<0.09	<0.09
o-Dichlorobenzene	<0.02	<0.02	<0.02	<0.02	<0.02

(H) High confidence level (M) Medium confidence level (L) Low confidence level (Continued)
R Replicate analysis

TABLE A18. PHMI (Continued)

Sample Date	04/04/88	04/18/88	04/18/88	04/28/88	05/10/88
Sample ID	0323	0342D	0343D	0378	0392
Compound	Concentration, ppbv				
Acetylene	<1.00	<1.00	<1.00	<1.00	<1.00
Propylene	<0.10	<0.10	<0.10	<0.10	<0.10
Chloromethane	<0.20	<0.20	<0.20	<0.20	<0.20
Vinyl chloride	<0.20	<0.20	<0.20	<0.20	<0.20
1,3-Butadiene	<0.10	<0.10	<0.10	<0.10	<0.10
Bromomethane	<0.20	<0.20	<0.20	<0.20	<0.20
Chloroethane	<0.10	<0.10	<0.10	<0.10	<0.10
Methylene chloride	<0.11	<0.11	<0.11	<0.11	<0.11
trans-1,2-Dichloroethylene	<0.04	0.20 (L)	0.13 (H)	<0.04	<0.04
1,1-Dichloroethane	<0.04	<0.04	<0.04	<0.04	<0.04
Chloroprene	<0.06	<0.06	<0.06	<0.06	<0.06
Bromochloromethane	<0.003	<0.003	<0.003	<0.003	<0.003
Chloroform	12.975(H)	<0.006	<0.006	3.409(M)	<0.006
1,1,1-Trichloroethane	1.082(H)	0.767(M)	1.478(L)	3.761(H)	1.452(L)
Carbon tetrachloride	<0.001	<0.001	<0.001	<0.001	<0.001
1,2-Dichloroethane	2.61 (L)	<0.04	<0.04	1.11 (L)	6.09 (L)
Benzene/1,2-Dichloroethane	2.89 (H)	<0.04	<0.04	1.25 (M)	6.17 (L)
Benzene	0.28 (H)	<0.04	<0.04	0.14 (M)	0.08 (L)
Trichloroethylene	<0.004	<0.004	<0.004	<0.004	<0.004
1,2-Dichloropropane	<0.04	<0.04	<0.04	<0.04	<0.04
Bromodichloromethane	<0.001	<0.001	<0.001	<0.001	<0.001
cis-1,3-Dichloropropylene	<0.04	<0.04	<0.04	<0.04	<0.04
Toluene	<0.02	0.21 (H)	0.18 (L)	0.65 (L)	0.96 (H)
n-Octane	<0.03	<0.03	<0.03	<0.03	<0.03
n-Octane/t-1,3-Dichloropropylene	<0.03	<0.03	<0.03	<0.03	<0.03
trans-1,3-Dichloropropylene	<0.04	<0.04	<0.04	<0.04	<0.04
1,1,2-Trichloroethane	<0.02	<0.02	<0.02	<0.02	<0.02
Tetrachloroethylene	<0.07	<0.07	<0.07	<0.07	<0.07
Dibromochloromethane	<0.001	<0.001	<0.001	<0.001	<0.001
Chlorobenzene	<0.02	<0.02	<0.02	<0.02	0.21 (H)
Ethylbenzene	<0.02	<0.02	<0.02	<0.02	0.62 (L)
m/p-Xylene	0.20 (L)	0.04 (H)	0.05 (H)	0.11 (L)	0.13 (L)
Styrene/o-Xylene	0.18 (M)	0.30 (L)	0.03 (H)	0.08 (L)	0.14 (L)
Bromoform	<0.001	<0.001	<0.001	<0.001	<0.001
1,1,2,2-Tetrachloroethane	<0.002	<0.002	<0.002	<0.002	<0.002
m-Dichlorobenzene	<0.02	<0.02	<0.02	<0.02	<0.02
p-Dichlorobenzene	<0.09	<0.09	<0.09	0.10 (L)	<0.09
o-Dichlorobenzene	<0.02	<0.02	<0.02	<0.02	<0.02

(H) High confidence level (M) Medium confidence level (L) Low confidence level (Continued)

D Duplicate sample

TABLE A18. PHMI (Continued)

Sample Date	05/10/88	05/23/88	06/03/88	06/16/88	07/08/88
Sample ID	0392R	0408	0428	0452	0500
Compound	Concentration, ppbv				
Acetylene	<1.00	<1.00	<1.00	<1.00	<1.00
Propylene	<0.10	<0.10	<0.10	<0.10	<0.10
Chloromethane	<0.20	<0.20	<0.20	<0.20	<0.20
Vinyl chloride	<0.20	<0.20	<0.20	<0.20	<0.20
1,3-Butadiene	<0.10	<0.10	<0.10	<0.10	<0.10
Bromomethane	<0.20	<0.20	<0.20	<0.20	<0.20
Chloroethane	<0.10	<0.10	<0.10	<0.10	<0.10
Methylene chloride	<0.11	<0.11	2.22 (H)	<0.11	<0.11
trans-1,2-Dichloroethylene	<0.04	<0.04	<0.04	<0.04	<0.04
1,1-Dichloroethane	<0.04	<0.04	<0.04	<0.04	<0.04
Chloroprene	<0.06	<0.06	<0.06	<0.06	<0.06
Bromochloromethane	<0.003	<0.003	<0.003	<0.003	<0.003
Chloroform	<0.006	0.471(H)	<0.006	1.138(M)	<0.006
1,1,1-Trichloroethane	1.442(M)	5.670(H)	2.356(H)	4.536(H)	1.156(H)
Carbon tetrachloride	<0.001	<0.001	<0.001	<0.001	<0.001
1,2-Dichloroethane	2.34 (L)	1.38 (L)	0.82 (L)	0.49 (L)	<0.04
Benzene/1,2-Dichloroethane	2.42 (L)	3.14 (H)	1.18 (M)	1.28 (M)	<0.04
Benzene	0.08 (L)	1.76 (H)	0.36 (M)	0.79 (M)	0.51 (H)
Trichloroethylene	<0.004	<0.004	<0.004	1.594(H)	1.767(H)
1,2-Dichloropropane	<0.04	<0.04	<0.04	<0.04	<0.04
Bromodichloromethane	<0.001	<0.001	<0.001	<0.001	<0.001
cis-1,3-Dichloropropylene	<0.04	<0.04	<0.04	<0.04	<0.04
Toluene	0.779(M)	7.50 (H)	<0.02	9.86 (M)	1.21 (H)
n-Octane	<0.03	1.15 (H)	<0.03	1.24 (M)	<0.03
n-Octane/t-1,3-Dichloropropylene	<0.03	<0.03	<0.03	<0.03	<0.03
trans-1,3-Dichloropropylene	<0.04	<0.04	<0.04	<0.04	<0.04
1,1,2-Trichloroethane	<0.02	<0.02	<0.02	<0.02	<0.02
Tetrachloroethylene	<0.07	<0.07	<0.07	<0.07	<0.07
Dibromochloromethane	<0.001	<0.001	<0.001	<0.001	<0.001
Chlorobenzene	0.18 (L)	0.64 (H)	<0.02	<0.02	<0.02
Ethylbenzene	0.89 (H)	0.68 (M)	<0.02	1.06 (M)	<0.02
m/p-Xylene	0.22 (L)	3.49 (L)	<0.04	5.12 (H)	0.69 (H)
Styrene/o-Xylene	0.18 (H)	1.12 (L)	<0.02	2.13 (H)	<0.02
Bromoform	<0.001	<0.001	<0.001	<0.001	<0.001
1,1,2,2-Tetrachloroethane	<0.002	<0.002	<0.002	<0.002	<0.002
m-Dichlorobenzene	<0.02	<0.02	<0.02	<0.02	<0.02
p-Dichlorobenzene	<0.09	<0.09	<0.09	<0.09	<0.09
o-Dichlorobenzene	<0.02	<0.02	<0.02	<0.02	<0.02

(H) High confidence level (M) Medium confidence level (L) Low confidence level (Continued)

R Replicate analysis

TABLE A18. PHMI (Continued)

Sample Date	07/20/88	07/20/88	08/01/88	08/01/88	08/13/88
Sample ID	0513D	0514D	0540D	0541D	0567
Compound	Concentration, ppbv				
Acetylene	<1.00	<1.00	23.85 (L)	19.42 (L)	<1.00
Propylene	<0.10	<0.10	<0.10	<0.10	<0.10
Chloromethane	<0.20	<0.20	<0.20	<0.20	<0.20
Vinyl chloride	<0.20	<0.20	<0.20	<0.20	<0.20
1,3-Butadiene	<0.10	<0.10	<0.10	<0.10	<0.10
Bromomethane	<0.20	<0.20	<0.20	<0.20	<0.20
Chloroethane	<0.10	<0.10	<0.10	<0.10	<0.10
Methylene chloride	<0.11	<0.11	<0.11	<0.11	<0.11
trans-1,2-Dichloroethylene	<0.04	<0.04	<0.04	<0.04	<0.04
1,1-Dichloroethane	<0.04	<0.04	<0.04	<0.04	<0.04
Chloroprene	<0.06	<0.06	<0.06	<0.06	<0.06
Bromochloromethane	<0.003	<0.003	<0.003	<0.003	<0.003
Chloroform	2.735(L)	2.498(H)	<0.006	<0.006	<0.006
1,1,1-Trichloroethane	0.617(L)	0.615(H)	0.704(L)	0.804(L)	<0.001
Carbon tetrachloride	<0.001	<0.001	0.346(L)	0.346(L)	<0.001
1,2-Dichloroethane	<0.04	<0.04	<0.04	<0.04	<0.04
Benzene/1,2-Dichloroethane	<0.04	<0.04	<0.04	<0.04	<0.04
Benzene	0.62 (H)	0.60 (H)	2.06 (H)	2.09 (H)	0.95 (H)
Trichloroethylene	<0.004	<0.004	0.438(M)	0.735(H)	0.424(M)
1,2-Dichloropropane	<0.04	<0.04	<0.04	<0.04	<0.04
Bromodichloromethane	<0.001	<0.001	<0.001	<0.001	<0.001
cis-1,3-Dichloropropylene	<0.04	<0.04	<0.04	<0.04	<0.04
Toluene	1.81 (H)	1.83 (H)	4.41 (M)	4.53 (H)	2.13 (L)
n-Octane	<0.03	<0.03	0.08 (M)	<0.03	<0.03
n-Octane/t-1,3-Dichloropropylene	<0.03	<0.03	<0.03	<0.03	<0.03
trans-1,3-Dichloropropylene	<0.04	<0.04	<0.04	<0.04	<0.04
1,1,2-Trichloroethane	<0.02	<0.02	<0.02	<0.02	<0.02
Tetrachloroethylene	<0.07	<0.07	<0.07	<0.07	<0.07
Dibromochloromethane	<0.001	<0.001	<0.001	<0.001	<0.001
Chlorobenzene	<0.02	<0.02	<0.02	<0.02	<0.02
Ethylbenzene	0.27 (H)	0.25 (H)	0.39 (H)	0.37 (H)	0.23 (H)
m/p-Xylene	1.60 (H)	1.61 (H)	1.97 (H)	2.01 (H)	1.46 (H)
Styrene/o-Xylene	0.34 (H)	0.31 (H)	0.39 (H)	0.41 (H)	0.34 (M)
Bromoform	<0.001	<0.001	<0.001	<0.001	<0.001
1,1,2,2-Tetrachloroethane	<0.002	<0.002	<0.002	<0.002	<0.002
m-Dichlorobenzene	<0.02	<0.02	<0.02	<0.02	<0.02
p-Dichlorobenzene	<0.09	<0.09	<0.09	<0.09	<0.09
o-Dichlorobenzene	<0.02	<0.02	<0.02	<0.02	<0.02

(H) High confidence level (M) Medium confidence level (L) Low confidence level (Continued)

D Duplicate sample

TABLE A18. PHMI (Continued)

Sample Date	08/25/88	09/07/88	09/19/88	09/19/88
Sample ID	0588	0610	0631	0631R
Compound	Concentration, ppbv			
Acetylene	<1.00	8.96 (L)	<1.00	<1.00
Propylene	<0.10	<0.10	<0.10	<0.10
Chloromethane	<0.20	<0.20	<0.20	<0.20
Vinyl chloride	<0.20	<0.20	<0.20	<0.20
1,3-Butadiene	<0.10	0.20 (H)	0.30 (M)	0.28 (H)
Bromomethane	<0.20	<0.20	<0.20	<0.20
Chloroethane	0.42 (L)	3.30 (L)	<0.10	<0.10
Methylene chloride	<0.11	<0.11	<0.11	<0.11
trans-1,2-Dichloroethylene	0.28 (H)	<0.04	<0.04	<0.04
1,1-Dichloroethane	<0.04	<0.04	<0.04	<0.04
Chloroprene	<0.06	<0.06	<0.06	<0.06
Bromochloromethane	<0.003	<0.003	<0.003	<0.003
Chloroform	<0.006	<0.006	<0.006	<0.006
1,1,1-Trichloroethane	0.906(M)	0.640(L)	6.254(M)	6.628(M)
Carbon tetrachloride	<0.001	<0.001	<0.001	<0.001
1,2-Dichloroethane	<0.04	<0.04	<0.04	<0.04
Benzene/1,2-Dichloroethane	<0.04	<0.04	<0.04	<0.04
Benzene	0.33 (M)	1.22 (H)	2.79 (H)	2.70 (H)
Trichloroethylene	0.305(H)	0.370(L)	0.706(H)	0.694(M)
1,2-Dichloropropane	<0.04	<0.04	<0.04	<0.04
Bromodichloromethane	<0.001	<0.001	<0.001	<0.001
cis-1,3-Dichloropropylene	<0.04	<0.04	<0.04	<0.04
Toluene	0.33 (H)	1.72 (H)	12.64 (H)	13.33 (L)
n-Octane	<0.03	0.13 (L)	<0.03	<0.03
n-Octane/t-1,3-Dichloropropylene	<0.03	<0.03	<0.03	<0.03
trans-1,3-Dichloropropylene	<0.04	<0.04	<0.04	<0.04
1,1,2-Trichloroethane	<0.02	<0.02	<0.02	<0.02
Tetrachloroethylene	<0.07	<0.07	0.17 (M)	<0.07
Dibromochloromethane	<0.001	<0.001	<0.001	<0.001
Chlorobenzene	<0.02	<0.02	<0.02	<0.02
Ethylbenzene	0.07 (L)	0.23 (H)	0.43 (M)	0.43 (M)
m/p-Xylene	0.22 (H)	1.40 (H)	2.43 (M)	2.45 (H)
Styrene/o-Xylene	<0.02	0.40 (M)	0.58 (M)	0.62 (H)
Bromoform	<0.001	<0.001	<0.001	<0.001
1,1,2,2-Tetrachloroethane	<0.002	<0.002	<0.002	<0.002
m-Dichlorobenzene	<0.02	<0.02	<0.02	<0.02
p-Dichlorobenzene	<0.09	<0.09	<0.09	<0.09
o-Dichlorobenzene	<0.02	<0.02	<0.02	<0.02

(H) High confidence level (M) Medium confidence level (L) Low confidence level
R Replicate analysis

TABLE A19. MULTIPLE DETECTOR SPECIATED UATMP DATA SUMMARY FOR SAIL

Sample Date	09/24/87	10/06/87	10/18/87	10/30/87	10/30/87
Sample ID	0022	0008	0026	0040	0040R
Compound	Concentration, ppbv				
Acetylene	<1.00	<1.00	<1.00	<1.00	<1.00
Propylene	<0.10	<0.10	<0.10	<0.10	<0.10
Chloromethane	<0.20	<0.20	<0.20	<0.20	<0.20
Vinyl chloride	<0.20	<0.20	<0.20	<0.20	<0.20
1,3-Butadiene	<0.10	<0.10	<0.10	<0.10	<0.10
Bromomethane	<0.20	<0.20	<0.20	<0.20	<0.20
Chloroethane	<0.10	<0.10	<0.10	<0.10	<0.10
Methylene chloride	<0.11	<0.11	<0.11	<0.11	<0.11
trans-1,2-Dichloroethylene	<0.04	<0.04	<0.04	<0.04	<0.04
1,1-Dichloroethane	<0.04	<0.04	<0.04	<0.04	<0.04
Chloroprene	0.42 (H)	<0.06	<0.06	0.34 (L)	<0.06
Bromochloromethane	<0.003	<0.003	<0.003	<0.003	<0.003
Chloroform	<0.006	<0.006	<0.006	<0.006	<0.006
1,1,1-Trichloroethane	0.050 (H)	<0.001	<0.001	<0.001	<0.001
Carbon tetrachloride	<0.001	<0.001	<0.001	<0.001	<0.001
1,2-Dichloroethane	0.55 (L)	4.73 (L)	0.43 (L)	<0.04	<0.04
Benzene/1,2-Dichloroethane	2.41 (M)	30.04 (M)	2.87 (L)	<0.04	<0.04
Benzene	1.86 (M)	25.31 (M)	2.44 (L)	<0.04	<0.04
Trichloroethylene	<0.004	6.350(H)	<0.004	<0.004	<0.004
1,2-Dichloropropane	<0.04	<0.04	<0.04	<0.04	<0.04
Bromodichloromethane	<0.001	<0.001	<0.001	<0.001	<0.001
cis-1,3-Dichloropropylene	<0.04	<0.04	<0.04	<0.04	<0.04
Toluene	2.34 (H)	1.41 (H)	2.05 (L)	2.15 (M)	2.72 (L)
n-Octane	<0.03	<0.03	<0.03	<0.03	<0.03
n-Octane/t-1,3-Dichloropropylene	<0.03	<0.03	<0.03	<0.03	<0.03
trans-1,3-Dichloropropylene	<0.04	<0.04	<0.04	<0.04	<0.04
1,1,2-Trichloroethane	<0.02	<0.02	<0.02	<0.02	<0.02
Tetrachloroethylene	<0.07	<0.07	<0.07	<0.07	<0.07
Dibromochloromethane	<0.001	<0.001	<0.001	<0.001	<0.001
Chlorobenzene	<0.02	4.96 (H)	<0.02	<0.02	<0.02
Ethylbenzene	<0.02	<0.02	<0.02	<0.02	<0.02
m/p-Xylene	15.83 (M)	24.14 (H)	5.01 (H)	6.09 (L)	4.83 (H)
Styrene/o-Xylene	<0.02	3.81 (M)	<0.02	<0.02	<0.02
Bromoform	<0.001	<0.001	<0.001	<0.001	<0.001
1,1,2,2-Tetrachloroethane	<0.002	<0.002	<0.002	<0.002	<0.002
m-Dichlorobenzene	<0.02	<0.02	<0.02	<0.02	<0.02
p-Dichlorobenzene	<0.09	4.91 (M)	<0.09	<0.09	<0.09
o-Dichlorobenzene	<0.02	<0.02	<0.02	<0.02	<0.02

(H) High confidence level (M) Medium confidence level (L) Low confidence level (Continued)

R Replicate analysis

TABLE A19. SAIL (Continued)

Sample Date	11/11/87	11/23/87	11/23/87	12/05/87	12/15/87
Sample ID	0069	0087D	0088D	0115	0146
Compound	Concentration, ppbv				
Acetylene	<1.00	<1.00	<1.00	<1.00	<1.00
Propylene	<0.10	<0.10	<0.10	<0.10	<0.10
Chloromethane	<0.20	<0.20	<0.20	<0.20	<0.20
Vinyl chloride	<0.20	<0.20	<0.20	<0.20	<0.20
1,3-Butadiene	<0.10	<0.10	<0.10	<0.10	<0.10
Bromomethane	<0.20	<0.20	<0.20	<0.20	<0.20
Chloroethane	<0.10	<0.10	<0.10	<0.10	<0.10
Methylene chloride	<0.11	<0.11	<0.11	<0.11	<0.11
trans-1,2-Dichloroethylene	<0.04	<0.04	<0.04	<0.04	<0.04
1,1-Dichloroethane	<0.04	<0.04	<0.04	<0.04	<0.04
Chloroprene	<0.06	<0.06	<0.06	<0.06	<0.06
Bromochloromethane	<0.003	<0.003	<0.003	<0.003	<0.003
Chloroform	<0.006	<0.006	<0.006	<0.006	5.008(H)
1,1,1-Trichloroethane	<0.001	6.861(H)	7.018(H)	<0.001	<0.001
Carbon tetrachloride	<0.001	<0.001	<0.001	<0.001	<0.001
1,2-Dichloroethane	0.29 (L)	6.52 (L)	6.41 (L)	<0.04	<0.04
Benzene/1,2-Dichloroethane	3.21 (H)	21.70 (M)	22.07 (M)	<0.04	<0.04
Benzene	2.92 (H)	15.18 (M)	15.66 (M)	<0.04	<0.04
Trichloroethylene	<0.004	<0.004	<0.004	<0.004	<0.004
1,2-Dichloropropane	<0.04	<0.04	<0.04	0.94 (M)	<0.04
Bromodichloromethane	<0.001	<0.001	<0.001	<0.001	<0.001
cis-1,3-Dichloropropylene	<0.04	<0.04	1.61 (M)	<0.04	0.34 (M)
Toluene	1.62 (H)	2.82 (H)	2.73 (H)	1.06 (M)	0.88 (H)
n-Octane	<0.03	<0.03	<0.03	<0.03	<0.03
n-Octane/t-1,3-Dichloropropylene	<0.03	<0.03	<0.03	<0.03	0.70 (M)
trans-1,3-Dichloropropylene	<0.04	<0.04	<0.04	<0.04	0.34 (M)
1,1,2-Trichloroethane	<0.02	<0.02	<0.02	<0.02	<0.02
Tetrachloroethylene	<0.07	<0.07	<0.07	<0.07	<0.07
Dibromochloromethane	<0.001	<0.001	<0.001	<0.001	<0.001
Chlorobenzene	<0.02	<0.02	<0.02	0.06 (M)	<0.02
Ethylbenzene	<0.02	<0.02	<0.02	<0.02	<0.02
m/p-Xylene	6.23 (H)	8.53 (H)	8.73 (H)	1.94 (H)	3.68 (H)
Styrene/o-Xylene	1.34 (L)	1.32 (M)	<0.02	0.45 (H)	0.84 (H)
Bromoform	<0.001	<0.001	<0.001	<0.001	<0.001
1,1,2,2-Tetrachloroethane	<0.002	<0.002	<0.002	<0.002	<0.002
m-Dichlorobenzene	<0.02	<0.02	<0.02	<0.02	<0.02
p-Dichlorobenzene	<0.09	<0.09	<0.09	<0.09	<0.09
o-Dichlorobenzene	<0.02	<0.02	<0.02	<0.02	<0.02

(H) High confidence level (M) Medium confidence level (L) Low confidence level (Continued)

D Duplicate sample

TABLE A19. SAIL (Continued)

Sample Date	12/31/87	01/10/88	01/22/88	02/03/88	02/15/88
Sample ID	0186	0183	0192	0230	0237
Compound	Concentration, ppbv				
Acetylene	<1.00	<1.00	<1.00	<1.00	<1.00
Propylene	<0.10	<0.10	<0.10	<0.10	<0.10
Chloromethane	<0.20	<0.20	<0.20	<0.20	<0.20
Vinyl chloride	<0.20	<0.20	<0.20	<0.20	<0.20
1,3-Butadiene	<0.10	<0.10	<0.10	<0.10	<0.10
Bromomethane	<0.20	<0.20	<0.20	<0.20	<0.20
Chloroethane	<0.10	<0.10	<0.10	<0.10	<0.10
Methylene chloride	<0.11	<0.11	<0.11	<0.11	<0.11
trans-1,2-Dichloroethylene	0.27 (M)	<0.04	<0.04	<0.04	<0.04
1,1-Dichloroethane	<0.04	<0.04	<0.04	<0.04	<0.04
Chloroprene	<0.06	<0.06	<0.06	<0.06	<0.06
Bromochloromethane	<0.003	<0.003	<0.003	<0.003	<0.003
Chloroform	<0.006	<0.006	<0.006	<0.006	<0.006
1,1,1-Trichloroethane	<0.001	<0.001	0.033(M)	<0.001	0.118(L)
Carbon tetrachloride	<0.001	<0.001	<0.001	<0.001	<0.001
1,2-Dichloroethane	<0.04	<0.04	<0.04	<0.04	<0.04
Benzene/1,2-Dichloroethane	<0.04	<0.04	<0.04	<0.04	<0.04
Benzene	<0.04	<0.04	<0.04	<0.04	<0.04
Trichloroethylene	<0.004	<0.004	1.524(M)	<0.004	<0.004
1,2-Dichloropropane	1.01 (H)	<0.04	<0.04	<0.04	<0.04
Bromodichloromethane	<0.001	<0.001	<0.001	<0.001	<0.001
cis-1,3-Dichloropropylene	<0.04	0.09 (H)	<0.04	<0.04	<0.04
Toluene	0.41 (H)	<0.02	0.67 (M)	0.67 (M)	0.36 (L)
n-Octane	<0.03	<0.03	<0.03	<0.03	<0.03
n-Octane/t-1,3-Dichloropropylene	<0.03	<0.03	<0.03	<0.03	<0.03
trans-1,3-Dichloropropylene	<0.04	<0.04	<0.04	<0.04	<0.04
1,1,2-Trichloroethane	<0.02	<0.02	<0.02	0.73 (M)	<0.02
Tetrachloroethylene	0.42 (M)	<0.07	<0.07	<0.07	0.07 (M)
Dibromochloromethane	<0.001	<0.001	<0.001	<0.001	<0.001
Chlorobenzene	<0.02	<0.02	0.25 (M)	0.14 (M)	0.25 (H)
Ethylbenzene	<0.02	<0.02	<0.02	<0.02	<0.02
m/p-Xylene	1.13 (H)	0.55 (H)	2.52 (H)	1.28 (H)	6.68 (H)
Styrene/o-Xylene	0.20 (H)	0.09 (H)	0.58 (M)	0.28 (H)	0.80 (H)
Bromoform	<0.001	<0.001	<0.001	<0.001	<0.001
1,1,2,2-Tetrachloroethane	<0.002	<0.002	<0.002	<0.002	<0.002
m-Dichlorobenzene	<0.02	<0.02	0.10 (L)	<0.02	<0.02
p-Dichlorobenzene	<0.09	<0.09	<0.09	2.11 (M)	0.79 (L)
o-Dichlorobenzene	2.77 (M)	<0.02	<0.02	<0.02	<0.02

(H) High confidence level (M) Medium confidence level (L) Low confidence level (Continued)

TABLE A19. SAIL (Continued)

Sample Date	02/15/88	02/27/88	03/10/88	03/30/88	04/09/88
Sample ID	0237R	0268	0286 (a)	0326	0341
Compound	Concentration, ppbv				
Acetylene	<1.00	<1.00	<1.00	<1.00	<1.00
Propylene	<0.10	<0.10	<0.10	<0.10	<0.10
Chloromethane	<0.20	<0.20	<0.20	<0.20	<0.20
Vinyl chloride	<0.20	<0.20	<0.20	<0.20	<0.20
1,3-Butadiene	<0.10	<0.10	<0.10	<0.10	<0.10
Bromomethane	<0.20	<0.20	<0.20	<0.20	<0.20
Chloroethane	<0.10	<0.10	<0.10	<0.10	<0.10
Methylene chloride	<0.11	<0.11	<0.11	<0.11	<0.11
trans-1,2-Dichloroethylene	<0.04	<0.04	<0.04	<0.04	<0.04
1,1-Dichloroethane	<0.04	<0.04	<0.04	<0.04	<0.04
Chloroprene	<0.06	<0.06	<0.06	<0.06	<0.06
Bromochloromethane	<0.003	<0.003	<0.003	<0.003	<0.003
Chloroform	<0.006	<0.006	<0.006	<0.006	<0.006
1,1,1-Trichloroethane	0.377(M)	<0.001	0.033(M)	0.033(M)	0.187(H)
Carbon tetrachloride	<0.001	<0.001	<0.001	<0.001	<0.001
1,2-Dichloroethane	<0.04	<0.04	<0.04	5.78 (L)	1.13 (L)
Benzene/1,2-Dichloroethane	<0.04	<0.04	<0.04	6.20 (H)	1.34 (H)
Benzene	<0.04	<0.04	<0.04	0.42 (H)	0.21 (H)
Trichloroethylene	<0.004	<0.004	<0.004	<0.004	<0.004
1,2-Dichloropropane	<0.04	<0.04	<0.04	<0.04	<0.04
Bromodichloromethane	<0.001	<0.001	<0.001	<0.001	<0.001
cis-1,3-Dichloropropylene	0.12 (M)	<0.04	<0.04	<0.04	<0.04
Toluene	0.41 (M)	0.62 (L)	0.41 (H)	1.59 (H)	0.62 (L)
n-Octane	<0.03	<0.03	0.08 (H)	0.41 (M)	<0.03
n-Octane/t-1,3-Dichloropropylene	<0.03	<0.03	<0.03	<0.03	<0.03
trans-1,3-Dichloropropylene	<0.04	<0.04	<0.04	<0.04	<0.04
1,1,2-Trichloroethane	0.19 (H)	<0.02	<0.02	<0.02	<0.02
Tetrachloroethylene	0.06 (L)	<0.07	<0.07	<0.07	<0.07
Dibromochloromethane	<0.001	<0.001	<0.001	<0.001	<0.001
Chlorobenzene	0.29 (M)	0.14 (M)	<0.02	<0.02	<0.02
Ethylbenzene	<0.02	<0.02	<0.02	<0.02	<0.02
m/p-Xylene	6.79 (H)	1.28 (H)	0.10 (H)	0.94 (M)	0.19 (H)
Styrene/o-Xylene	0.92 (H)	0.31 (H)	<0.02	<0.02	0.09 (L)
Bromoform	<0.001	<0.001	<0.001	<0.001	<0.001
1,1,2,2-Tetrachloroethane	<0.002	<0.002	<0.002	<0.002	<0.002
m-Dichlorobenzene	<0.02	<0.02	<0.02	<0.02	<0.02
p-Dichlorobenzene	0.79 (H)	0.66 (L)	<0.09	<0.09	<0.09
o-Dichlorobenzene	<0.02	<0.02	<0.02	<0.02	<0.02

(H) High confidence level (M) Medium confidence level (L) Low confidence level (Continued)

(a) Sampled for 30 hours

R Replicate analysis

TABLE A19. SAIL (Continued)

Sample Date	04/15/88	04/27/88	05/09/88	05/24/88	05/24/88
Sample ID	0348	0375	0393	0411	0411R
Compound	Concentration, ppbv				
Acetylene	<1.00	<1.00	<1.00	<1.00	<1.00
Propylene	<0.10	<0.10	<0.10	<0.10	<0.10
Chloromethane	<0.20	<0.20	<0.20	<0.20	<0.20
Vinyl chloride	<0.20	<0.20	<0.20	<0.20	<0.20
1,3-Butadiene	<0.10	<0.10	<0.10	<0.10	<0.10
Bromomethane	<0.20	<0.20	<0.20	<0.20	<0.20
Chloroethane	<0.10	<0.10	<0.10	<0.10	<0.10
Methylene chloride	<0.11	<0.11	<0.11	<0.11	<0.11
trans-1,2-Dichloroethylene	<0.04	0.31 (M)	<0.04	<0.04	0.21 (M)
1,1-Dichloroethane	<0.04	<0.04	<0.04	<0.04	<0.04
Chloroprene	<0.06	<0.06	<0.06	<0.06	<0.06
Bromochloromethane	<0.003	<0.003	<0.003	<0.003	0.290(M)
Chloroform	<0.006	<0.006	<0.006	<0.006	<0.006
1,1,1-Trichloroethane	1.026(L)	1.332(H)	3.419(H)	<0.001	0.789(M)
Carbon tetrachloride	<0.001	<0.001	<0.001	<0.001	<0.001
1,2-Dichloroethane	<0.04	<0.04	1.28 (L)	2.72 (L)	1.97 (L)
Benzene/1,2-Dichloroethane	<0.04	<0.04	1.43 (H)	4.42 (H)	3.70 (H)
Benzene	<0.04	<0.04	0.15 (H)	1.70 (H)	1.73 (H)
Trichloroethylene	<0.004	<0.004	2.018(M)	<0.004	<0.004
1,2-Dichloropropane	<0.04	<0.04	<0.04	<0.04	<0.04
Bromodichloromethane	<0.001	<0.001	<0.001	<0.001	<0.001
cis-1,3-Dichloropropylene	<0.04	<0.04	<0.04	<0.04	0.31 (L)
Toluene	1.83 (M)	0.76 (M)	0.77 (L)	3.25 (H)	2.92 (H)
n-Octane	1.25 (H)	<0.03	<0.03	2.52 (H)	<0.03
n-Octane/t-1,3-Dichloropropylene	<0.03	<0.03	<0.03	<0.03	<0.03
trans-1,3-Dichloropropylene	<0.04	<0.04	<0.04	<0.04	<0.04
1,1,2-Trichloroethane	<0.02	<0.02	<0.02	<0.02	<0.02
Tetrachloroethylene	<0.07	<0.07	<0.07	<0.07	<0.07
Dibromochloromethane	<0.001	<0.001	<0.001	<0.001	<0.001
Chlorobenzene	1.14 (M)	0.25 (M)	<0.02	0.95 (H)	0.82 (L)
Ethylbenzene	4.49 (H)	3.55 (H)	<0.02	<0.02	0.48 (L)
m/p-Xylene	3.45 (H)	2.91 (H)	0.58 (L)	2.93 (M)	2.38 (L)
Styrene/o-Xylene	1.51 (M)	0.90 (H)	0.15 (L)	0.75 (L)	0.79 (L)
Bromoform	<0.001	<0.001	0.021(H)	<0.001	<0.001
1,1,2,2-Tetrachloroethane	<0.002	<0.002	0.013(M)	<0.002	<0.002
m-Dichlorobenzene	<0.02	<0.02	<0.02	0.49 (H)	0.24 (L)
p-Dichlorobenzene	8.15 (H)	1.30 (H)	2.17 (L)	6.64 (M)	9.44 (M)
o-Dichlorobenzene	<0.02	<0.02	<0.02	<0.02	<0.02

(H) High confidence level (M) Medium confidence level (L) Low confidence level (Continued)

R Replicate analysis

TABLE A19. SAIL (Continued)

Sample Date	06/02/88	06/02/88	06/15/88	06/28/88	07/08/88
Sample ID	0433D	0434D	0454	0477	0497
Compound	Concentration, ppbv				
Acetylene	<1.00	<1.00	<1.00	<1.00	<1.00
Propylene	<0.10	<0.10	<0.10	<0.10	<0.10
Chloromethane	<0.20	<0.20	<0.20	<0.20	<0.20
Vinyl chloride	<0.20	<0.20	<0.20	<0.20	<0.20
1,3-Butadiene	<0.10	<0.10	<0.10	<0.10	<0.10
Bromomethane	<0.20	<0.20	<0.20	<0.20	<0.20
Chloroethane	<0.10	<0.10	<0.10	<0.10	<0.10
Methylene chloride	<0.11	<0.11	<0.11	<0.11	<0.11
trans-1,2-Dichloroethylene	<0.04	<0.04	<0.04	<0.04	<0.04
1,1-Dichloroethane	<0.04	<0.04	<0.04	<0.04	<0.04
Chloroprene	<0.06	<0.06	2.64 (H)	<0.06	<0.06
Bromochloromethane	<0.003	<0.003	<0.003	<0.003	<0.003
Chloroform	<0.006	<0.006	<0.006	<0.006	<0.006
1,1,1-Trichloroethane	2.319(L)	2.246(H)	<0.001	0.722(H)	0.824 (H)
Carbon tetrachloride	<0.001	<0.001	<0.001	<0.001	<0.001
1,2-Dichloroethane	3.39 (L)	4.52 (L)	10.61 (L)	0.43 (L)	<0.04
Benzene/1,2-Dichloroethane	9.48 (H)	12.30 (M)	24.78 (H)	0.80 (H)	<0.04
Benzene	6.09 (H)	7.78 (M)	14.17 (H)	0.37 (H)	1.07 (L)
Trichloroethylene	<0.004	<0.004	3.500(H)	<0.004	<0.004
1,2-Dichloropropane	<0.04	<0.04	<0.04	<0.04	<0.04
Bromodichloromethane	<0.001	<0.001	<0.001	<0.001	<0.001
cis-1,3-Dichloropropylene	<0.04	<0.04	<0.04	<0.04	<0.04
Toluene	3.58 (H)	7.50 (H)	95.11 (M)	1.65 (H)	3.93 (H)
n-Octane	0.79 (H)	0.43 (M)	1.80 (H)	<0.03	<0.03
n-Octane/t-1,3-Dichloropropylene	<0.03	<0.03	<0.03	<0.03	<0.03
trans-1,3-Dichloropropylene	<0.04	<0.04	<0.04	<0.04	<0.04
1,1,2-Trichloroethane	0.41 (L)	0.39 (H)	0.11 (H)	<0.02	<0.02
Tetrachloroethylene	<0.07	<0.07	<0.07	<0.07	<0.07
Dibromochloromethane	<0.001	<0.001	<0.001	<0.001	<0.001
Chlorobenzene	1.97 (H)	1.59 (M)	1.97 (M)	<0.02	0.36 (H)
Ethylbenzene	2.26 (H)	2.31 (M)	8.32 (H)	0.16 (H)	0.53 (H)
m/p-Xylene	11.81 (H)	18.88 (H)	57.36 (H)	0.81 (H)	3.07 (H)
Styrene/o-Xylene	2.76 (H)	3.58 (L)	22.87 (H)	<0.02	0.72 (H)
Bromoform	<0.001	<0.001	<0.001	<0.001	<0.001
1,1,2,2-Tetrachloroethane	<0.002	<0.002	<0.002	<0.002	<0.002
m-Dichlorobenzene	1.02 (H)	0.92 (L)	<0.02	<0.02	<0.02
p-Dichlorobenzene	<0.09	<0.09	<0.09	<0.09	<0.09
o-Dichlorobenzene	4.75 (L)	3.77 (M)	1.53 (L)	<0.02	<0.02

(H) High confidence level (M) Medium confidence level (L) Low confidence level (Continued)

D Duplicate sample

TABLE A19. SAIL (Continued)

Sample Date	07/20/88	08/02/88	08/13/88	08/25/88	09/13/88
Sample ID	0524	0538	0572	0589	0628D
Compound	Concentration, ppbv				
Acetylene	<1.00	3.37 (L)	5.75 (L)	<1.00	<1.00
Propylene	<0.10	<0.10	<0.10	<0.10	<0.10
Chloromethane	<0.20	<0.20	<0.20	<0.20	<0.20
Vinyl chloride	<0.20	<0.20	<0.20	<0.20	<0.20
1,3-Butadiene	<0.10	<0.10	<0.10	0.44 (M)	0.29 (M)
Bromomethane	<0.20	<0.20	<0.20	<0.20	<0.20
Chloroethane	<0.10	0.40 (L)	0.55 (L)	1.59 (L)	<0.10
Methylene chloride	<0.11	2.93 (L)	<0.11	<0.11	<0.11
trans-1,2-Dichloroethylene	<0.04	<0.04	<0.04	<0.04	<0.04
1,1-Dichloroethane	<0.04	<0.04	<0.04	<0.04	<0.04
Chloroprene	<0.06	<0.06	0.96 (L)	0.11 (M)	<0.06
Bromochloromethane	<0.003	<0.003	<0.003	<0.003	<0.003
Chloroform	<0.006	<0.006	<0.006	<0.006	<0.006
1,1,1-Trichloroethane	3.906(H)	<0.001	0.398(H)	8.995(L)	1.583(H)
Carbon tetrachloride	<0.001	<0.001	<0.001	<0.001	<0.001
1,2-Dichloroethane	<0.04	<0.04	<0.04	<0.04	<0.04
Benzene/1,2-Dichloroethane	<0.04	<0.04	<0.04	<0.04	<0.04
Benzene	2.20 (H)	0.33 (H)	0.63 (L)	1.27 (H)	7.05 (H)
Trichloroethylene	1.45 (H)	<0.004	<0.004	0.538(M)	0.282(L)
1,2-Dichloropropane	<0.04	<0.04	0.03 (L)	<0.04	<0.04
Bromodichloromethane	<0.001	<0.001	<0.001	<0.001	<0.001
cis-1,3-Dichloropropylene	<0.04	<0.04	<0.04	<0.04	<0.04
Toluene	2.07 (L)	0.98 (L)	0.87 (L)	2.19 (H)	2.89 (L)
n-Octane	<0.03	<0.03	<0.03	0.22 (H)	0.04 (L)
n-Octane/t-1,3-Dichloropropylene	<0.03	<0.03	<0.03	<0.03	<0.03
trans-1,3-Dichloropropylene	<0.04	<0.04	<0.04	<0.04	<0.04
1,1,2-Trichloroethane	<0.02	<0.02	<0.02	<0.02	<0.02
Tetrachloroethylene	<0.07	<0.07	<0.07	<0.07	<0.07
Dibromochloromethane	<0.001	<0.001	<0.001	<0.001	<0.001
Chlorobenzene	1.73 (H)	<0.02	0.56 (H)	0.28 (H)	3.78 (M)
Ethylbenzene	5.40 (H)	<0.02	0.34 (H)	0.55 (H)	2.94 (M)
m/p-Xylene	33.20 (H)	0.54 (H)	1.59 (H)	3.39 (H)	19.44 (M)
Styrene/o-Xylene	4.79 (H)	<0.02	0.37 (M)	0.78 (H)	3.31 (M)
Bromoform	<0.001	<0.001	<0.001	<0.001	<0.001
1,1,2,2-Tetrachloroethane	<0.002	<0.002	<0.002	<0.002	<0.002
m-Dichlorobenzene	<0.02	<0.02	<0.02	<0.02	<0.02
p-Dichlorobenzene	14.21 (H)	<0.09	5.08 (L)	7.16 (M)	28.62 (M)
o-Dichlorobenzene	<0.02	<0.02	<0.02	<0.02	<0.02

(H) High confidence level (M) Medium confidence level (L) Low confidence level (Continued)

D Duplicate sample

TABLE A19. SAIL (Continued)

Sample Date	09/13/88	09/13/88	09/13/88	09/20/88
Sample ID	0628R	0629D	0629R	0643
Compound	Concentration, ppbv			
Acetylene	<1.00	<1.00	<1.00	<1.00
Propylene	<0.10	<0.10	<0.10	<0.10
Chloromethane	<0.20	<0.20	<0.20	<0.20
Vinyl chloride	<0.20	<0.20	<0.20	<0.20
1,3-Butadiene	0.36 (L)	0.24 (H)	0.27 (H)	<0.10
Bromomethane	<0.20	<0.20	<0.20	<0.20
Chloroethane	<0.10	<0.10	<0.10	<0.10
Methylene chloride	<0.11	<0.11	<0.11	1.05 (M)
trans-1,2-Dichloroethylene	<0.04	<0.04	<0.04	<0.04
1,1-Dichloroethane	<0.04	<0.04	<0.04	0.06 (L)
Chloroprene	<0.06	<0.06	<0.06	<0.06
Bromochloromethane	<0.003	<0.003	<0.003	<0.003
Chloroform	<0.006	<0.006	<0.006	38.743(H)
1,1,1-Trichloroethane	1.537(H)	1.593(H)	1.613(H)	0.727(L)
Carbon tetrachloride	<0.001	<0.001	<0.001	<0.001
1,2-Dichloroethane	<0.04	<0.04	<0.04	<0.04
Benzene/1,2-Dichloroethane	<0.04	<0.04	<0.04	<0.04
Benzene	6.82 (M)	7.03 (H)	7.18 (H)	3.23 (H)
Trichloroethylene	0.256(L)	0.286(L)	0.428(M)	2.908(M)
1,2-Dichloropropane	<0.04	<0.04	<0.04	<0.04
Bromodichloromethane	<0.001	<0.001	<0.001	<0.001
cis-1,3-Dichloropropylene	<0.04	<0.04	<0.04	<0.04
Toluene	2.79 (H)	2.68 (L)	2.79 (L)	2.35 (H)
n-Octane	0.04 (M)	0.07 (H)	0.03 (L)	0.12 (H)
n-Octane/t-1,3-Dichloropropylene	<0.03	<0.03	<0.03	<0.03
trans-1,3-Dichloropropylene	<0.04	<0.04	<0.04	<0.04
1,1,2-Trichloroethane	<0.02	<0.02	<0.02	<0.02
Tetrachloroethylene	<0.07	<0.07	<0.07	0.20 (L)
Dibromochloromethane	<0.001	<0.001	<0.001	<0.001
Chlorobenzene	3.73 (M)	3.70 (H)	4.69 (L)	0.64 (M)
Ethylbenzene	2.87 (M)	2.89 (H)	3.30 (L)	0.34 (H)
m/p-Xylene	18.69 (M)	19.05 (H)	20.58 (H)	2.28 (H)
Styrene/o-Xylene	3.13 (M)	3.15 (M)	3.27 (H)	0.50 (H)
Bromoform	<0.001	<0.001	<0.001	<0.001
1,1,2,2-Tetrachloroethane	<0.002	<0.002	<0.002	<0.002
m-Dichlorobenzene	0.06 (L)	<0.02	<0.02	<0.02
p-Dichlorobenzene	27.66 (L)	28.24 (M)	27.75 (L)	<0.09
o-Dichlorobenzene	<0.02	<0.02	<0.02	<0.02

(H) High confidence level (M) Medium confidence level (L) Low confidence level
D Duplicate sample R Replicate analysis

APPENDIX B

BENZENE, TOLUENE, AND M/P-XYLENE CONCENTRATIONS AT 1988 UATMP SITES

APPENDIX B

LIST OF FIGURES

Figure		Page
B-1	Benzene, toluene, and m/p-xylene concentration in ATGA 1988 UATMP samples.....	B1
B-2	Benzene, toluene, and m/p-xylene concentration in BHAL 1988 UATMP samples.....	B2
B-3	Benzene, toluene, and m/p-xylene concentration in BRLA 1988 UATMP samples.....	B3
B-4	Benzene, toluene, and m/p-xylene concentration in BRVT 1988 UATMP samples.....	B4
B-5	Benzene, toluene, and m/p-xylene concentration in C4IL/C5IL 1988 UATMP samples.....	B5
B-6	Benzene, toluene, and m/p-xylene concentration in CLOH 1988 UATMP samples.....	B6
B-7	Benzene, toluene, and m/p-xylene concentration in DBMI 1988 UATMP samples.....	B7
B-8	Benzene, toluene, and m/p-xylene concentration in DLTX 1988 UATMP samples.....	B8
B-9	Benzene, toluene, and m/p-xylene concentration in DTMI 1988 UATMP samples.....	B9
B-10	Benzene, toluene, and m/p-xylene concentration in H1TX 1988 UATMP samples.....	B10
B-11	Benzene, toluene, and m/p-xylene concentration in HAIN 1988 UATMP samples.....	B11
B-12	Benzene, toluene, and m/p-xylene concentration in JAFL 1988 UATMP samples.....	B12
B-13	Benzene, toluene, and m/p-xylene concentration in L2KY 1988 UATMP samples.....	B13

APPENDIX B

LIST OF FIGURES (Continued)

Figure		Page
B-14	Benzene, toluene, and m/p-xylene concentration in LAMI 1988 UATMP samples.....	B14
B-15	Benzene, toluene, and m/p-xylene concentration in MDMI 1988 UATMP samples.....	B15
B-16	Benzene, toluene, and m/p-xylene concentration in MIFL 1988 UATMP samples.....	B16
B-17	Benzene, toluene, and m/p-xylene concentration in P2OR 1988 UATMP samples.....	B17
B-18	Benzene, toluene, and m/p-xylene concentration in PHMI 1988 UATMP samples.....	B18
B-19	Benzene, toluene, and m/p-xylene concentration in SAIL 1988 UATMP samples.....	B19

BENZENE, TOLUENE, AND M/P-XYLENE CONCENTRATIONS

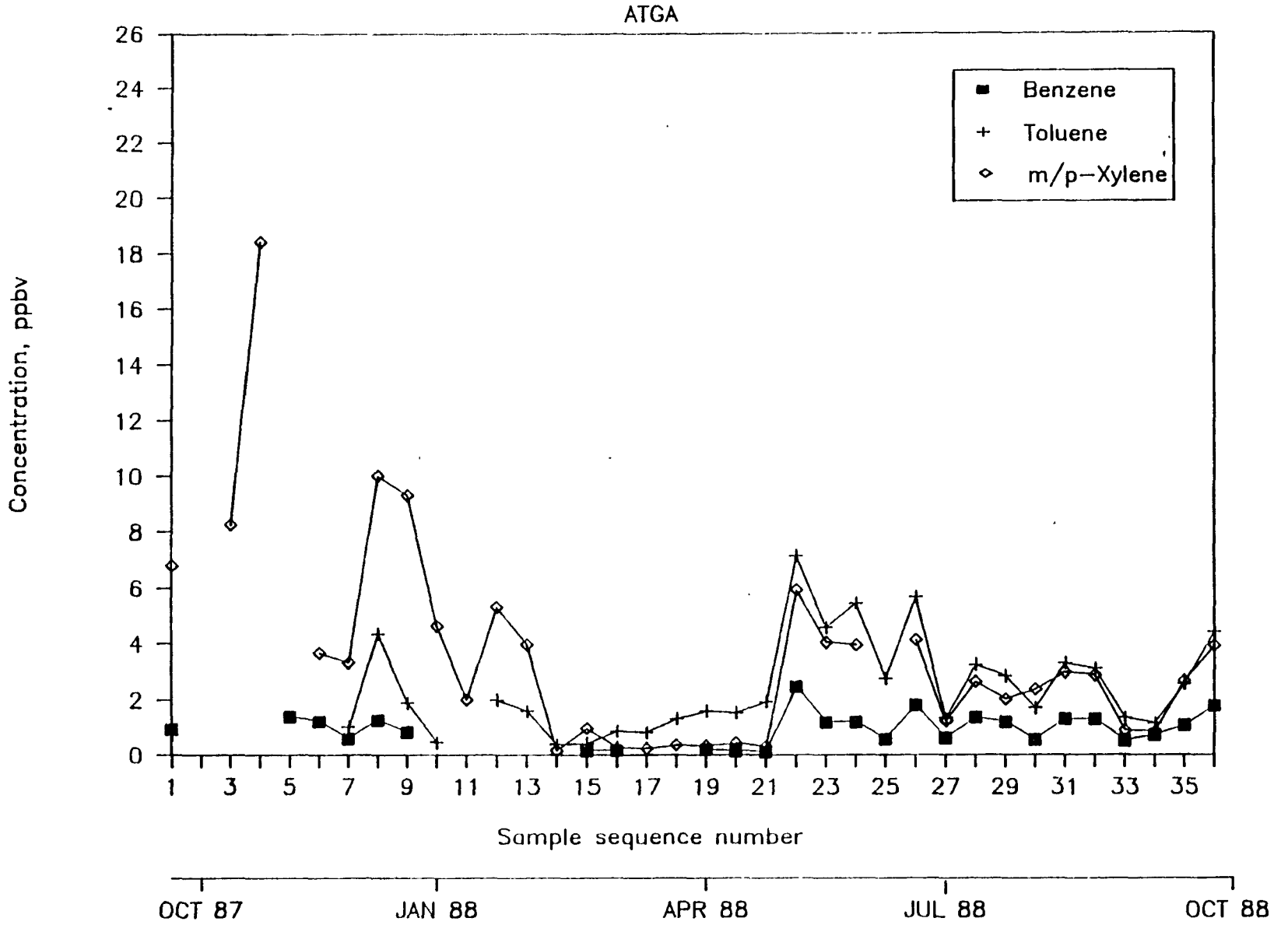

Figure B-1. Benzene, toluene, and m/p-xylene concentration in ATGA 1988 UATMP samples.

BENZENE, TOLUENE, AND M/P-XYLENE CONCENTRATIONS

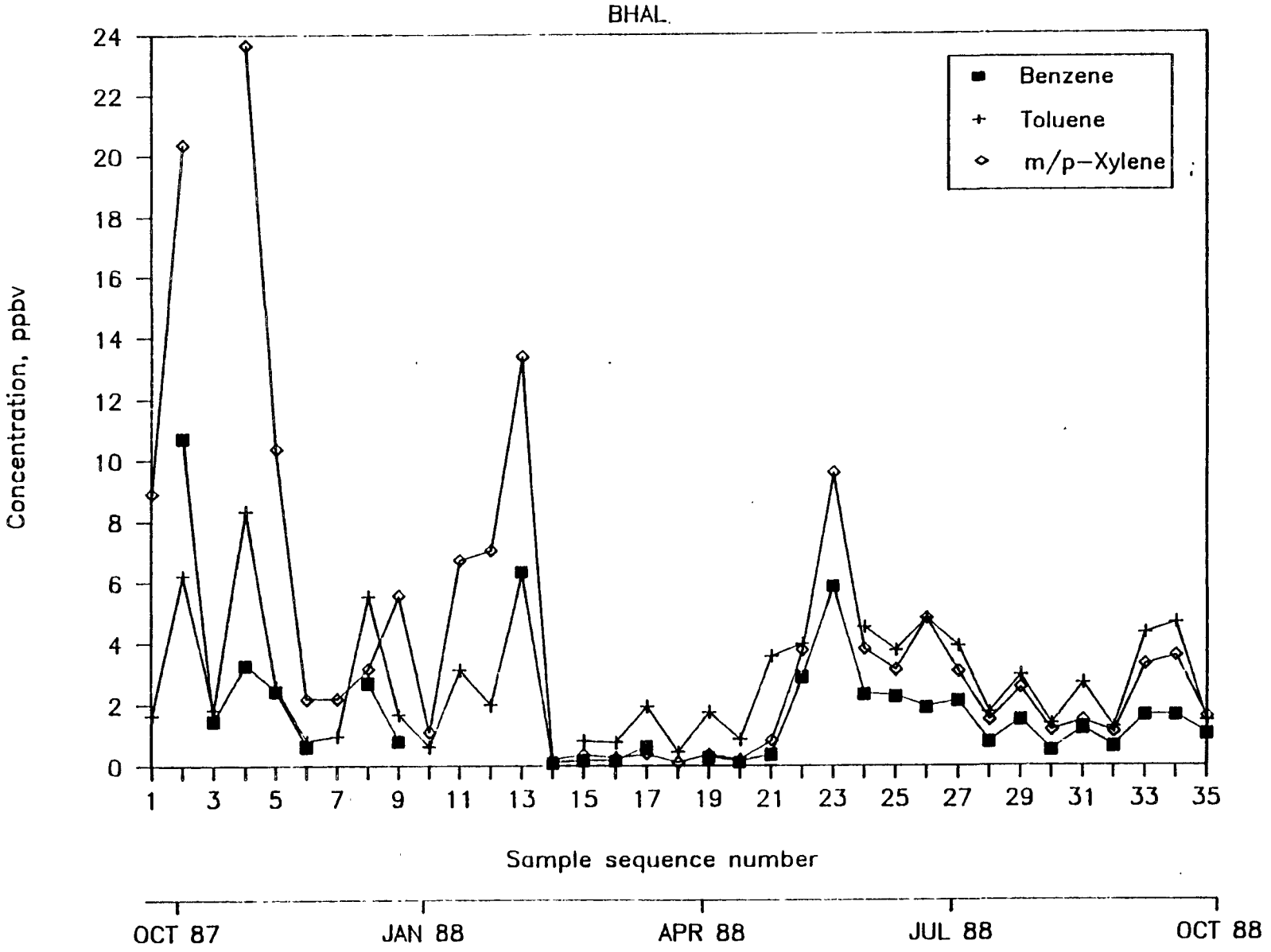

Figure B-2. Benzene, toluene, and m/p-xylene concentration in BHAL 1988 UATMP samples.

BENZENE, TOLUENE, AND M/P-XYLENE CONCENTRATIONS

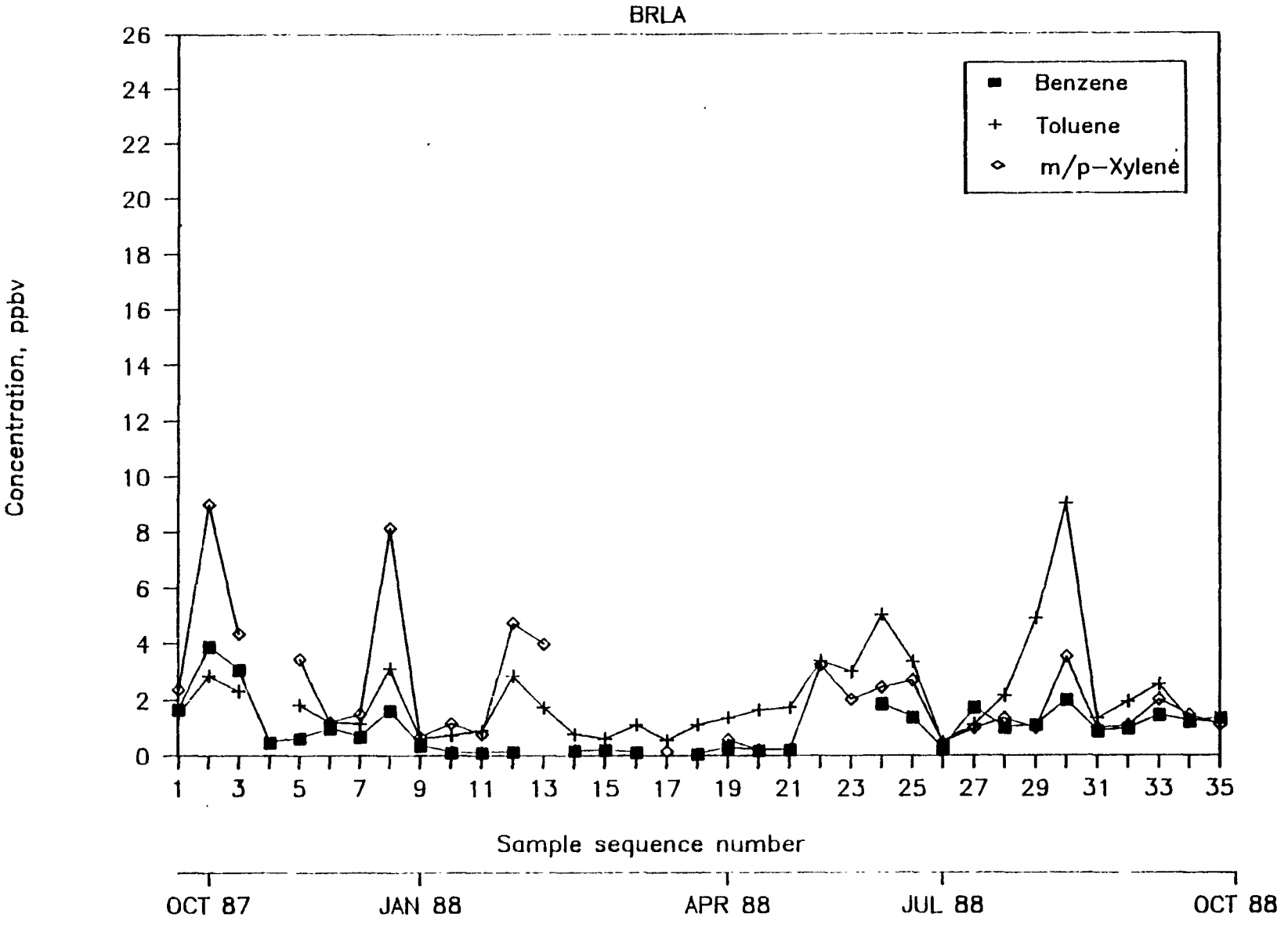

Figure B-3. Benzene, toluene, and m/p-xylene concentration in BRLA 1988 UATMP samples.

BENZENE, TOLUENE, AND M/P-XYLENE CONCENTRATIONS

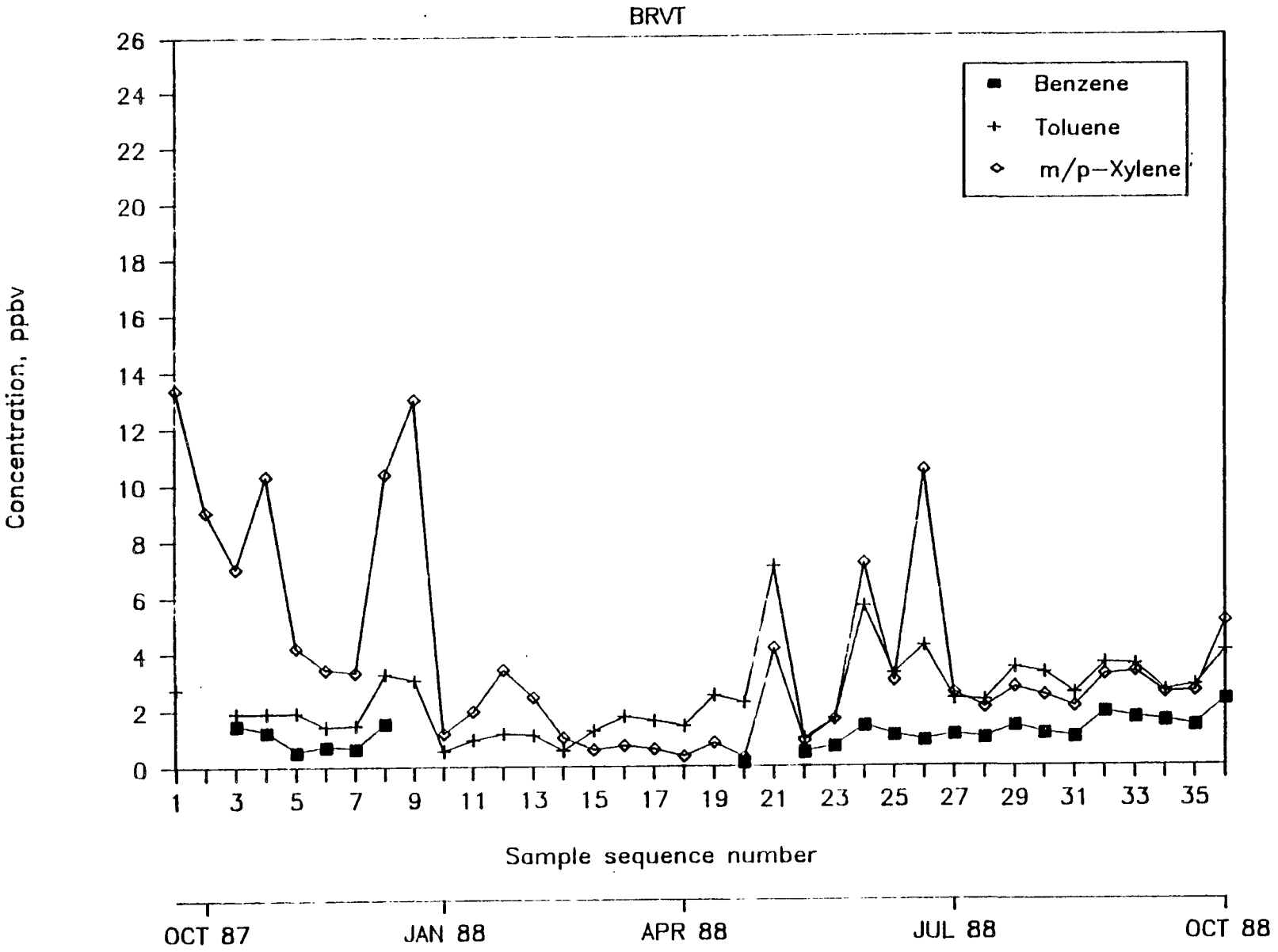

Figure B-4. Benzene, toluene, and m/p-xylene concentration in BRVT 1988 UATMP samples.

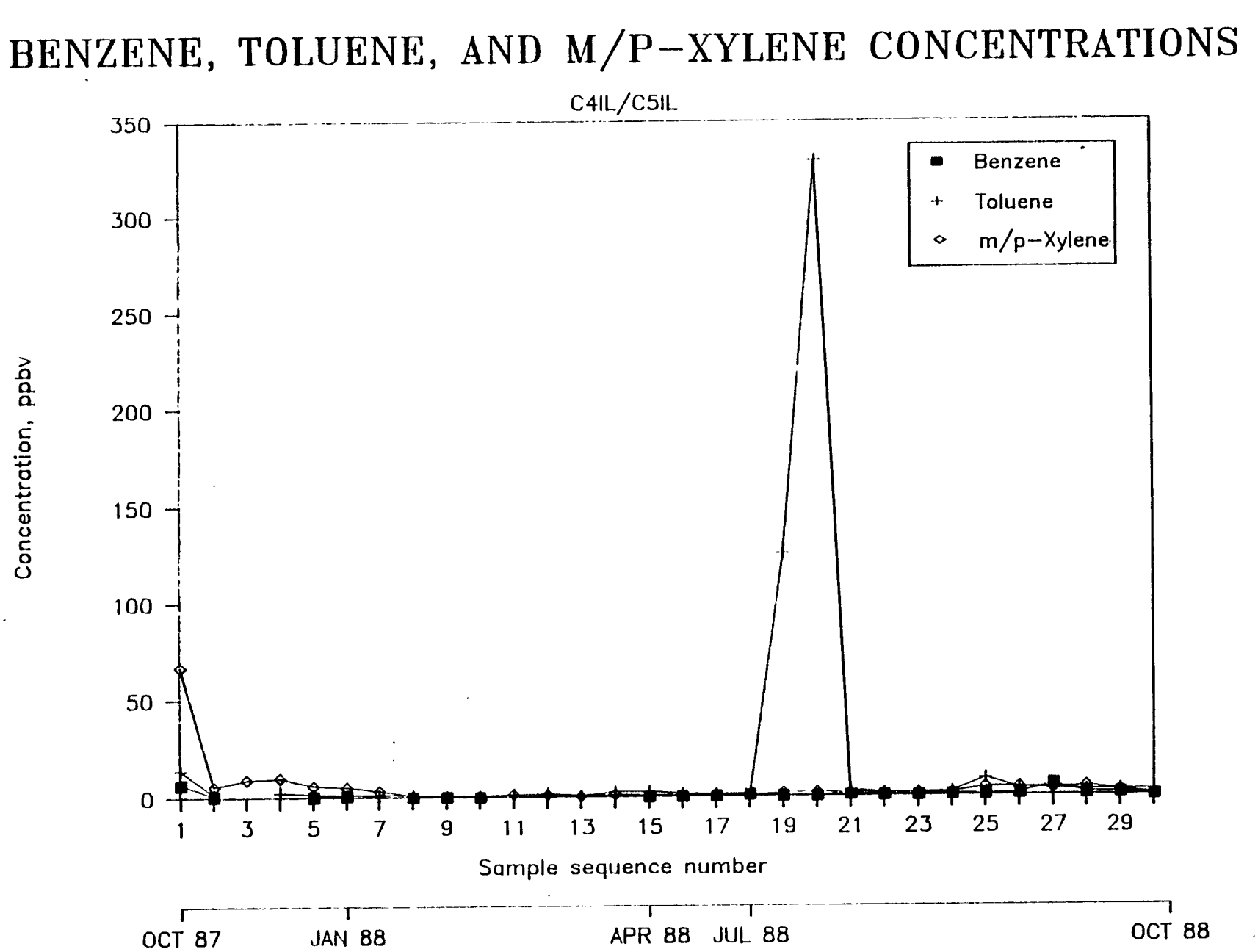

Figure B-5. Benzene, toluene, and m/p-xylene concentration in C4IL/C5IL 1988 UATMP samples.

BENZENE, TOLUENE, AND M/P-XYLENE CONCENTRATIONS

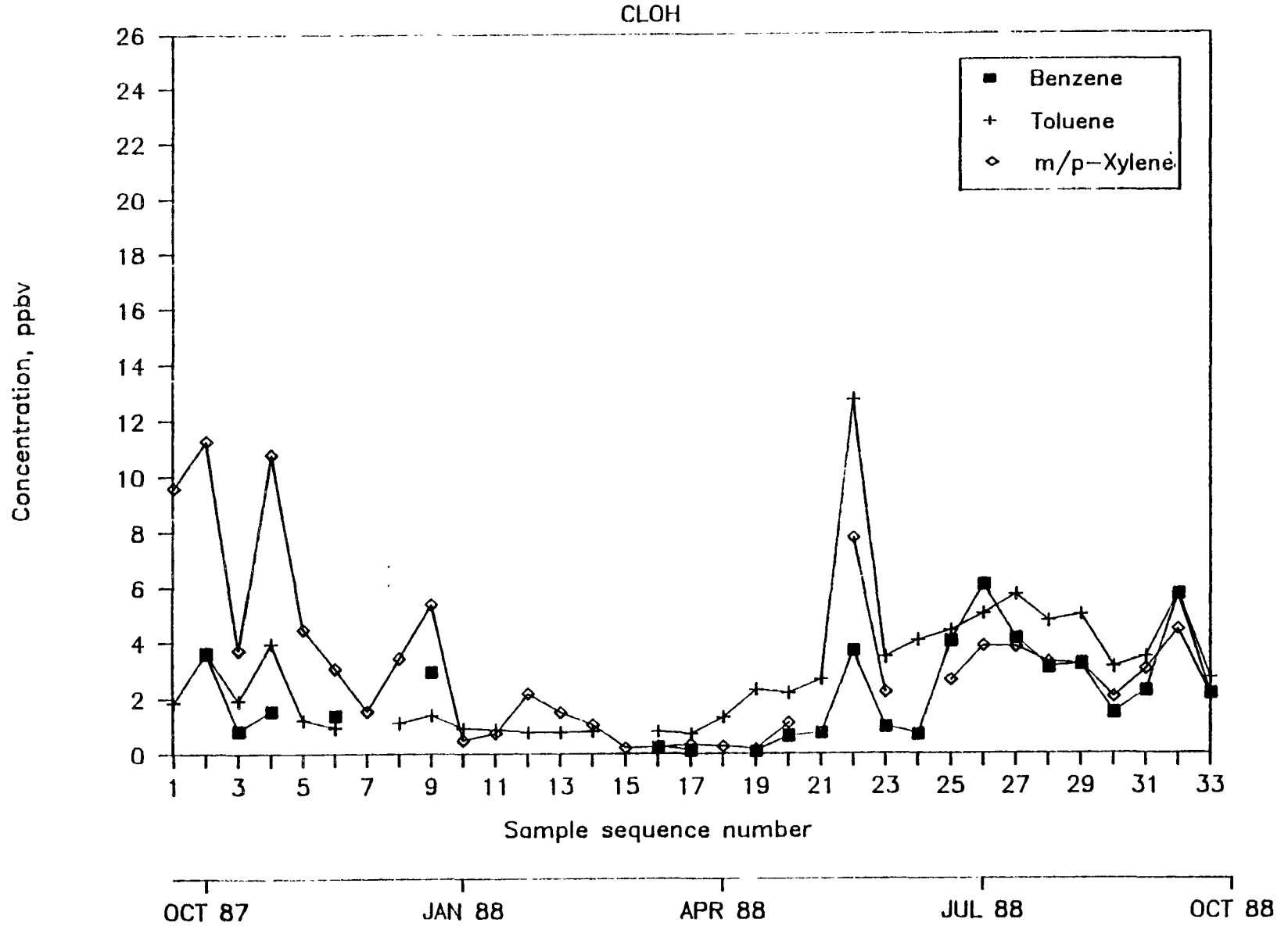

Figure B-6. Benzene, toluene, and m/p-xylene concentration in CLOH 1988 UATMP samples.

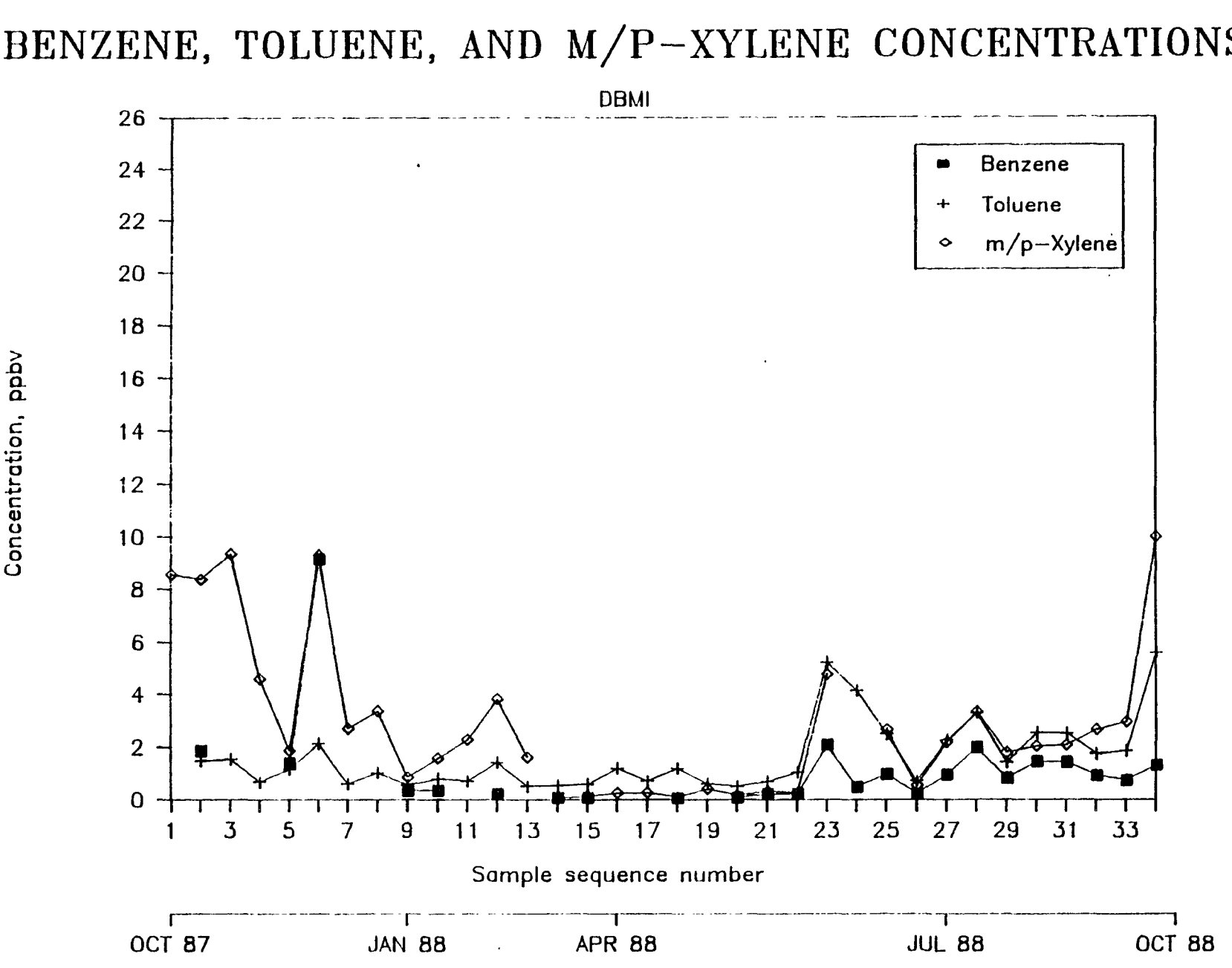

Figure B-7. Benzene, toluene, and m/p-xylene concentration in DBMI 1988 UATMP samples.

BENZENE, TOLUENE, AND M/P-XYLENE CONCENTRATIONS

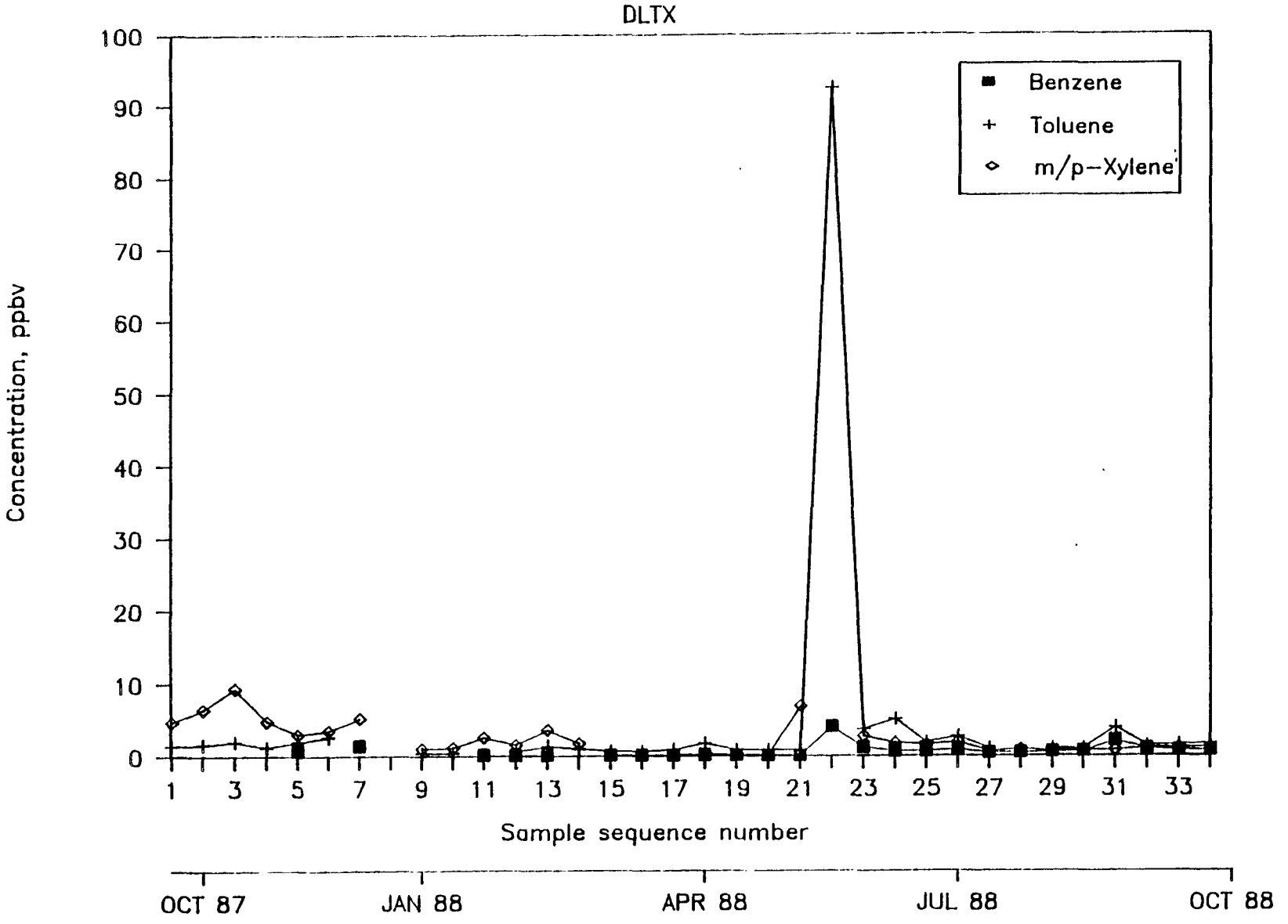

Figure B-8. Benzene, toluene, and m/p-xylene concentration in DLTX 1988 UATMP samples.

BENZENE, TOLUENE, AND M/P-XYLENE CONCENTRATIONS

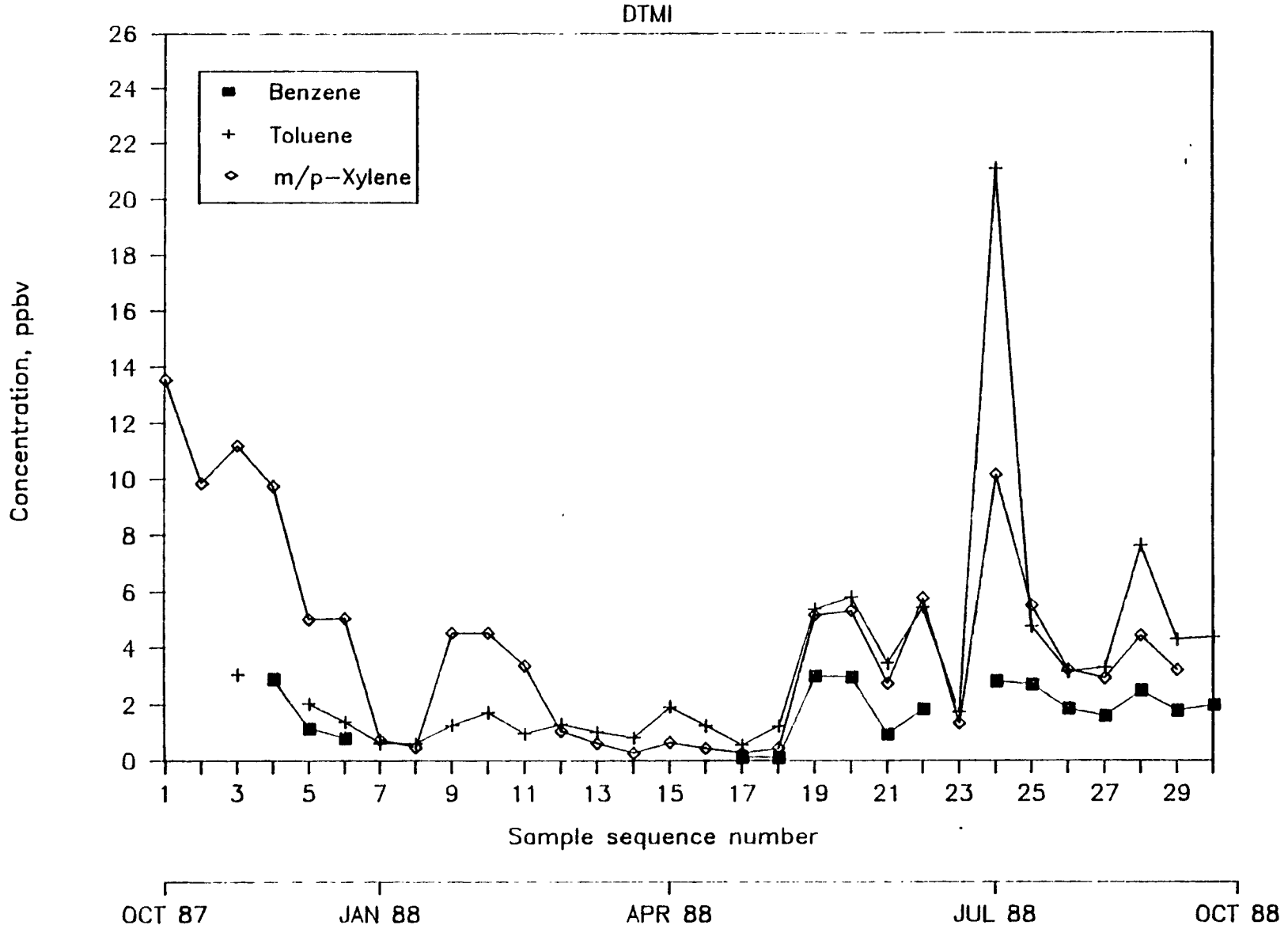

Figure B-9. Benzene, toluene, and m/p-xylene concentration in DTMI 1988 UATMP samples.

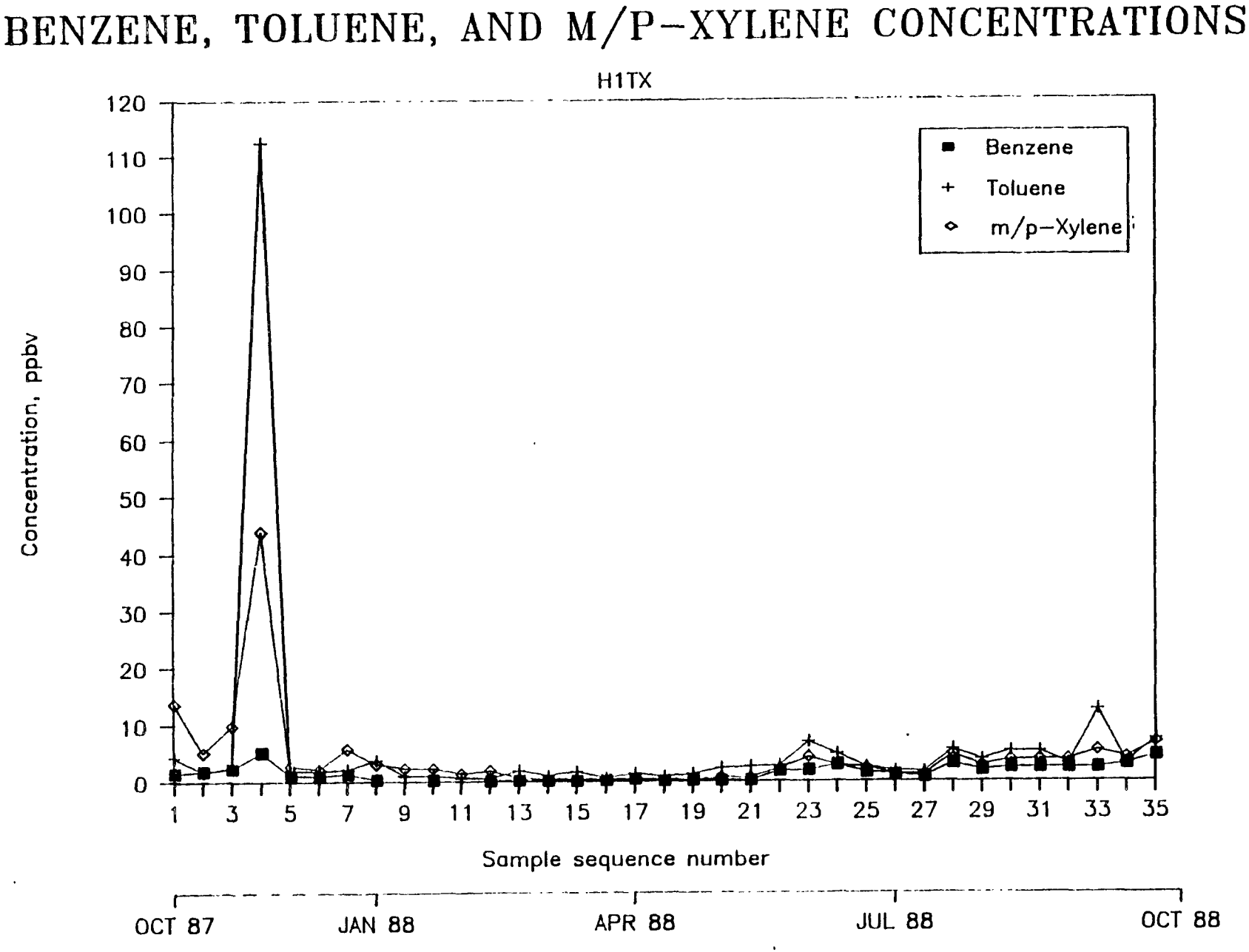

Figure B-10. Benzene, toluene, and m/p-xylene concentration in H1TX 1988 UATMP samples.

BENZENE, TOLUENE, AND M/P-XYLENE CONCENTRATIONS

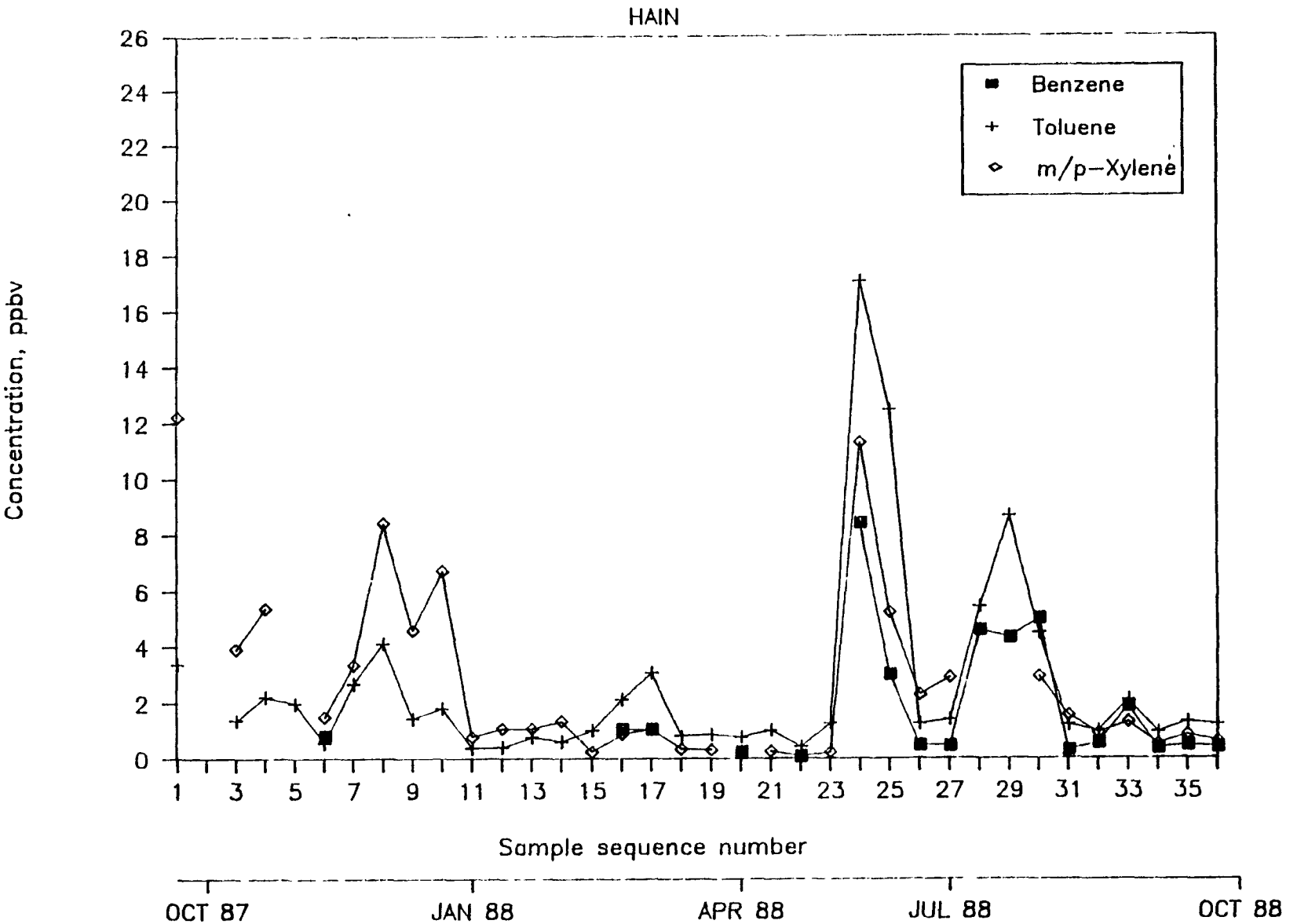

Figure B-11. Benzene, toluene, and m/p-xylene concentration in HAIN 1988 UATMP samples.

BENZENE, TOLUENE, AND M/P-XYLENE CONCENTRATIONS

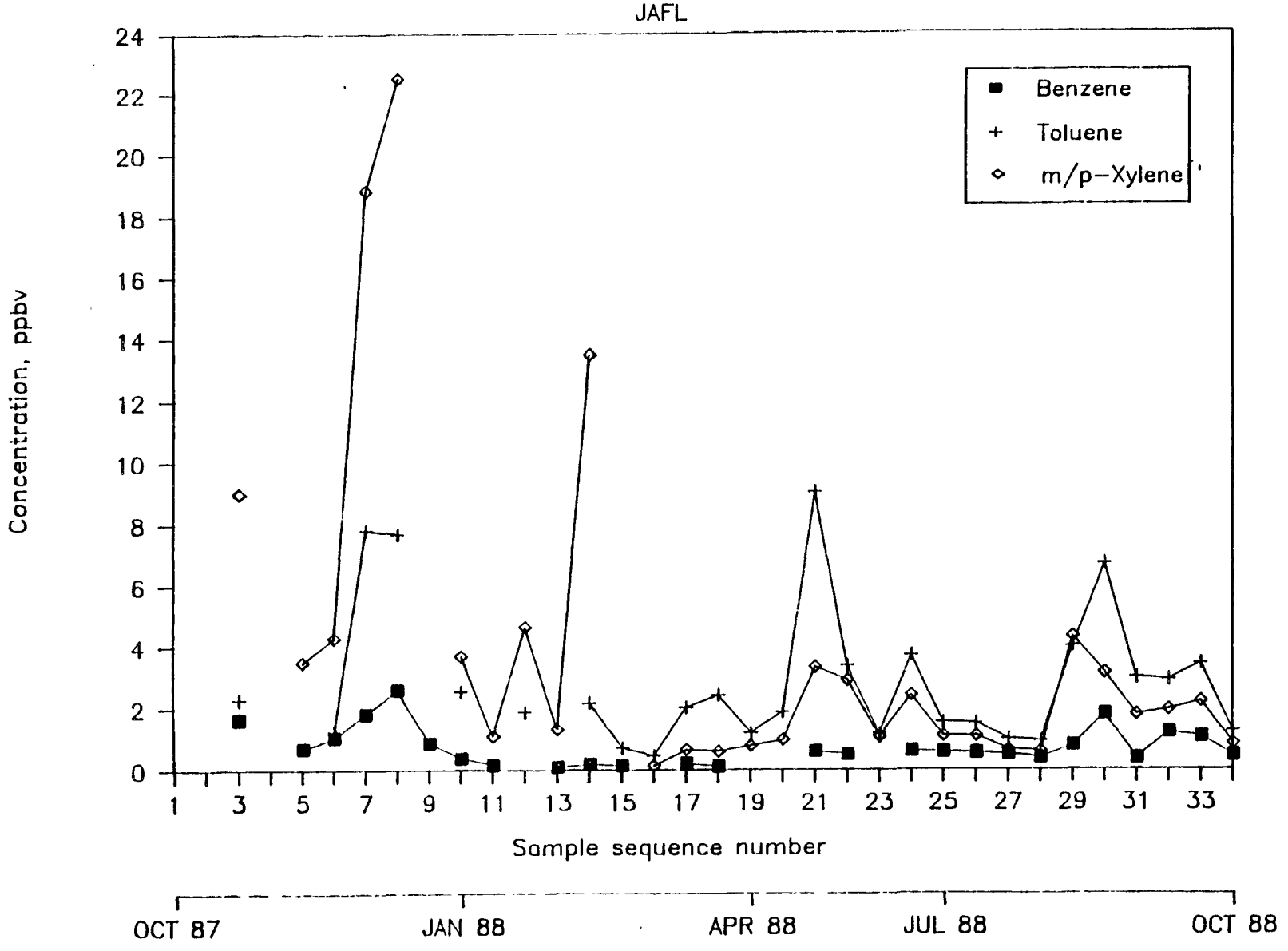

Figure B-12. Benzene, toluene, and m/p-xylene concentration in JAFL 1988 UATMP samples.

BENZENE, TOLUENE, AND M/P-XYLENE CONCENTRATIONS

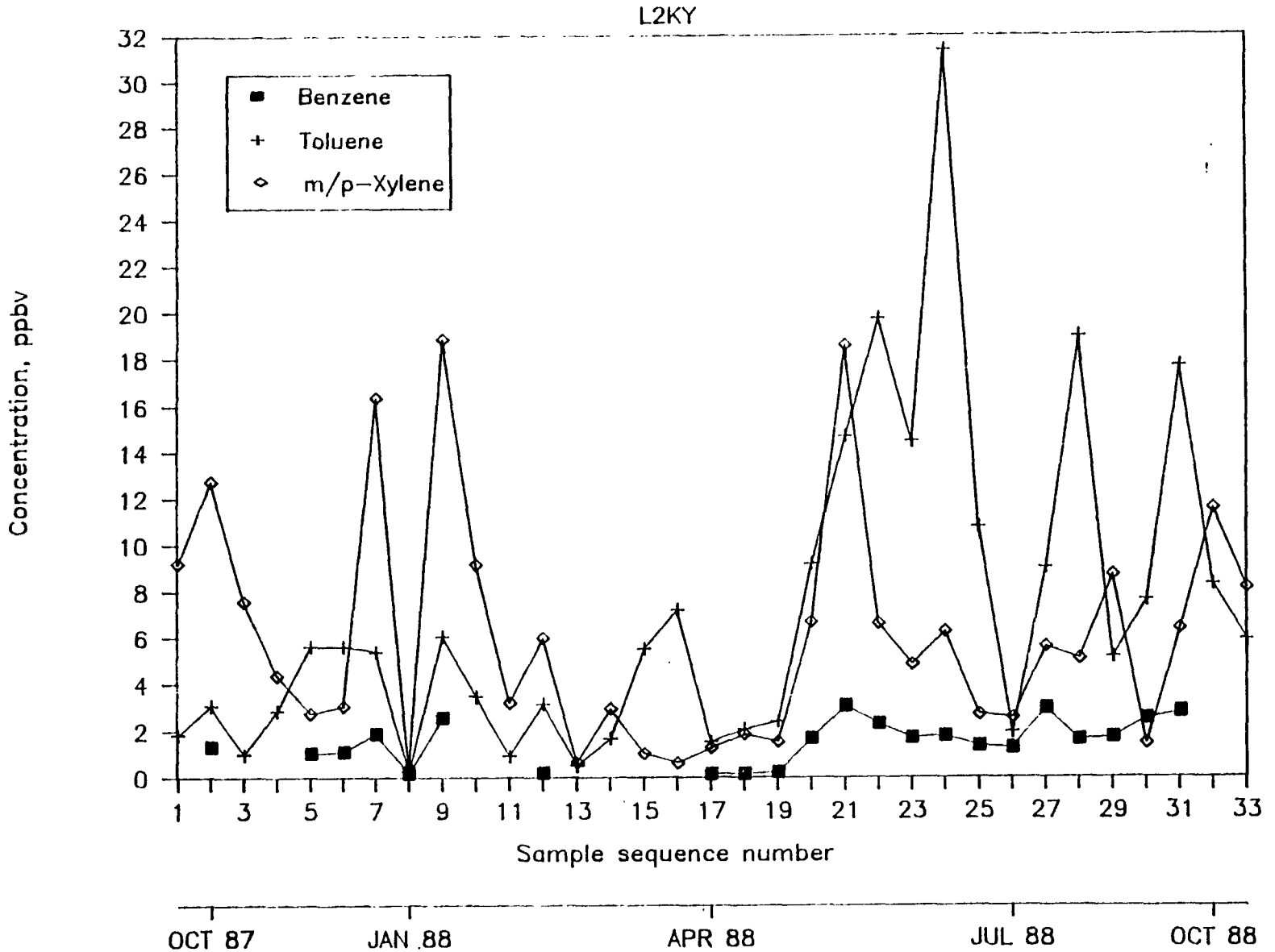

Figure B-13. Benzene, toluene, and m/p-xylene concentration in L2KY 1988 UATMP samples.

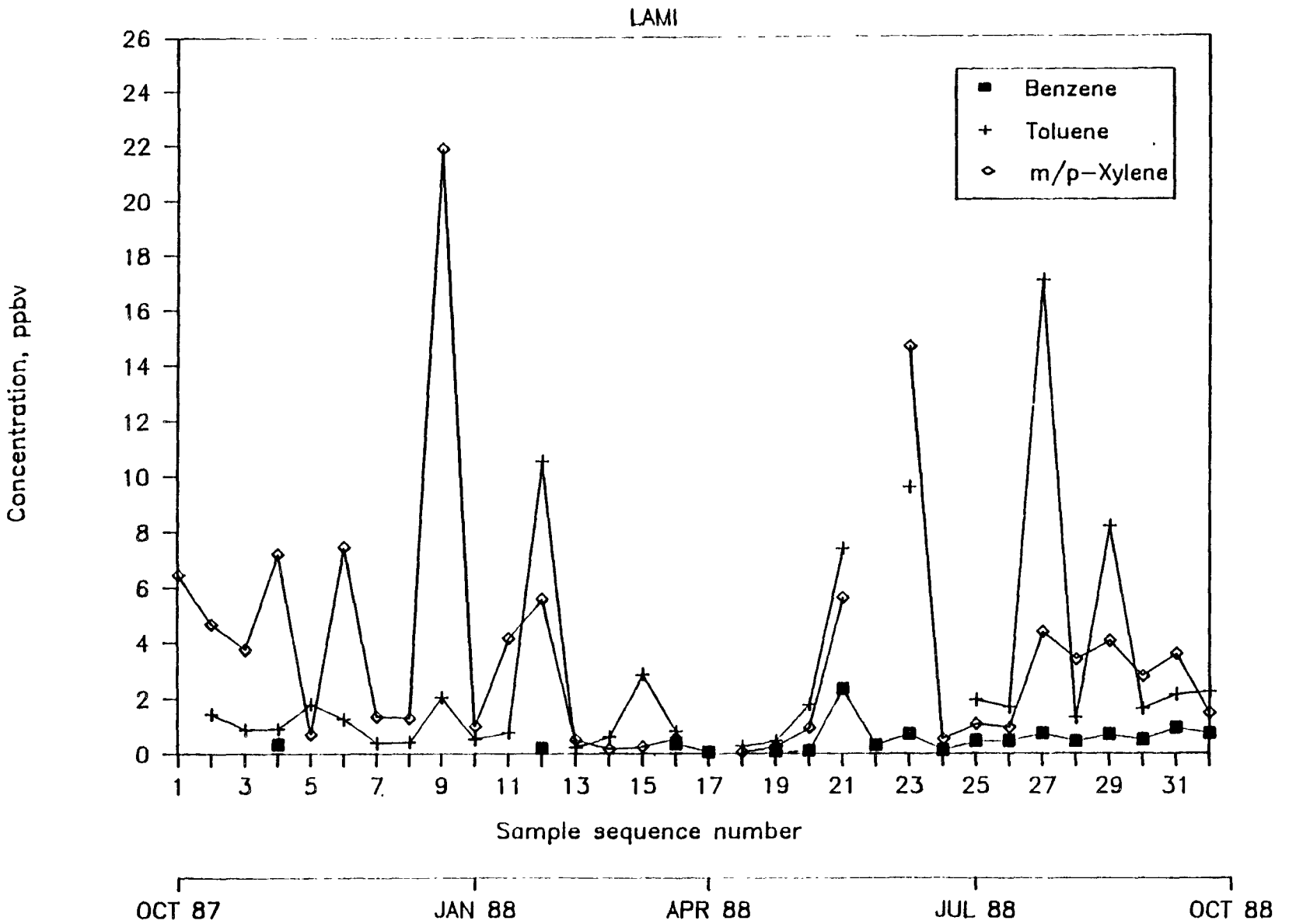

Figure B-14. Benzene, toluene, and m/p-xylene concentration in LAMI 1988 UATMP samples

BENZENE, TOLUENE, AND M/P-XYLENE CONCENTRATIONS

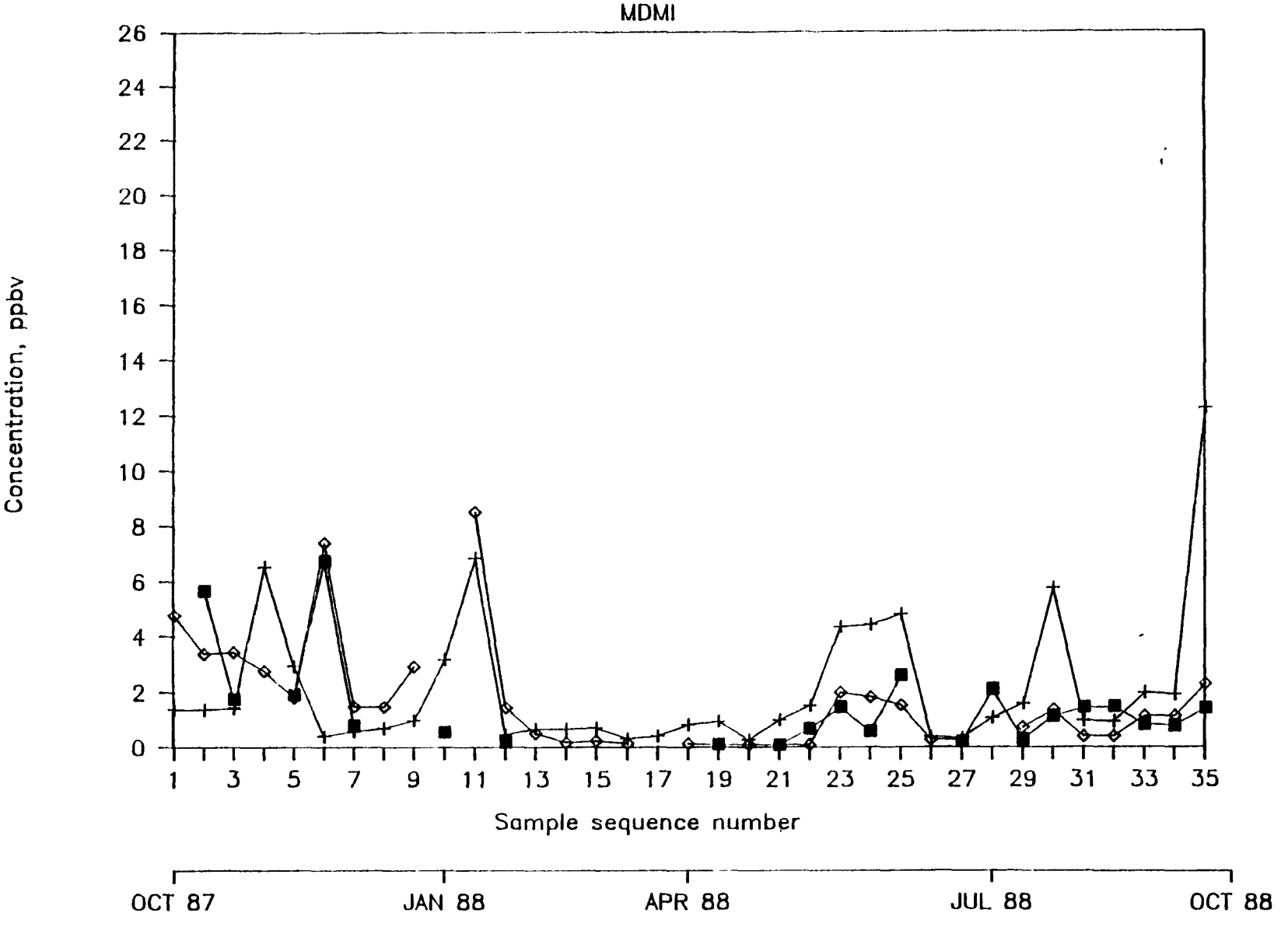

Figure B-15. Benzene, toluene, and m/p-xylene concentration in MDMI 1988 UATMP samples.

BENZENE, TOLUENE, AND M/P-XYLENE CONCENTRATIONS

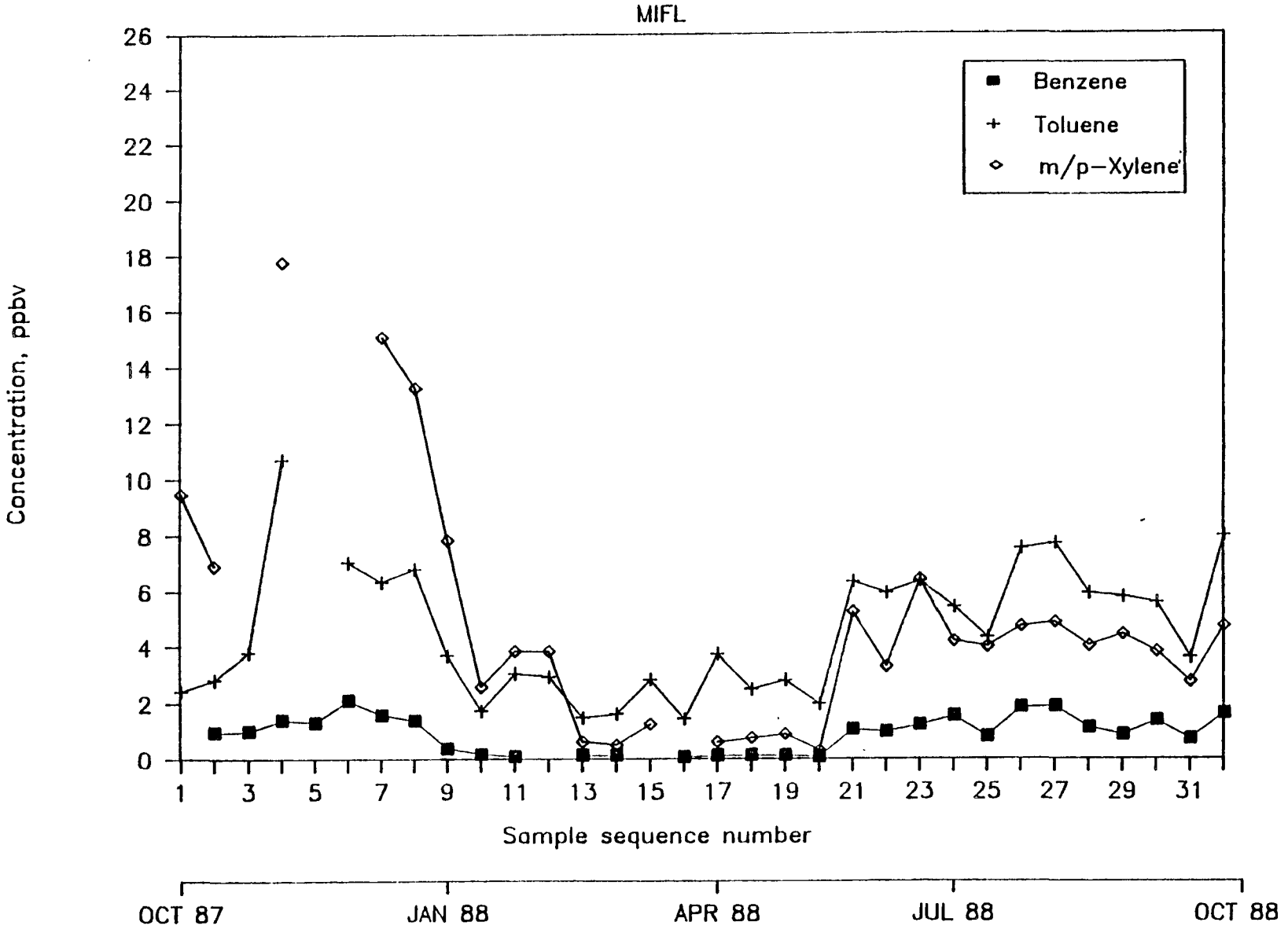

Figure B-16. Benzene, toluene, and m/p-xylene concentration in MIFL 1988 UATMP samples.

BENZENE, TOLUENE, AND M/P-XYLENE CONCENTRATIONS

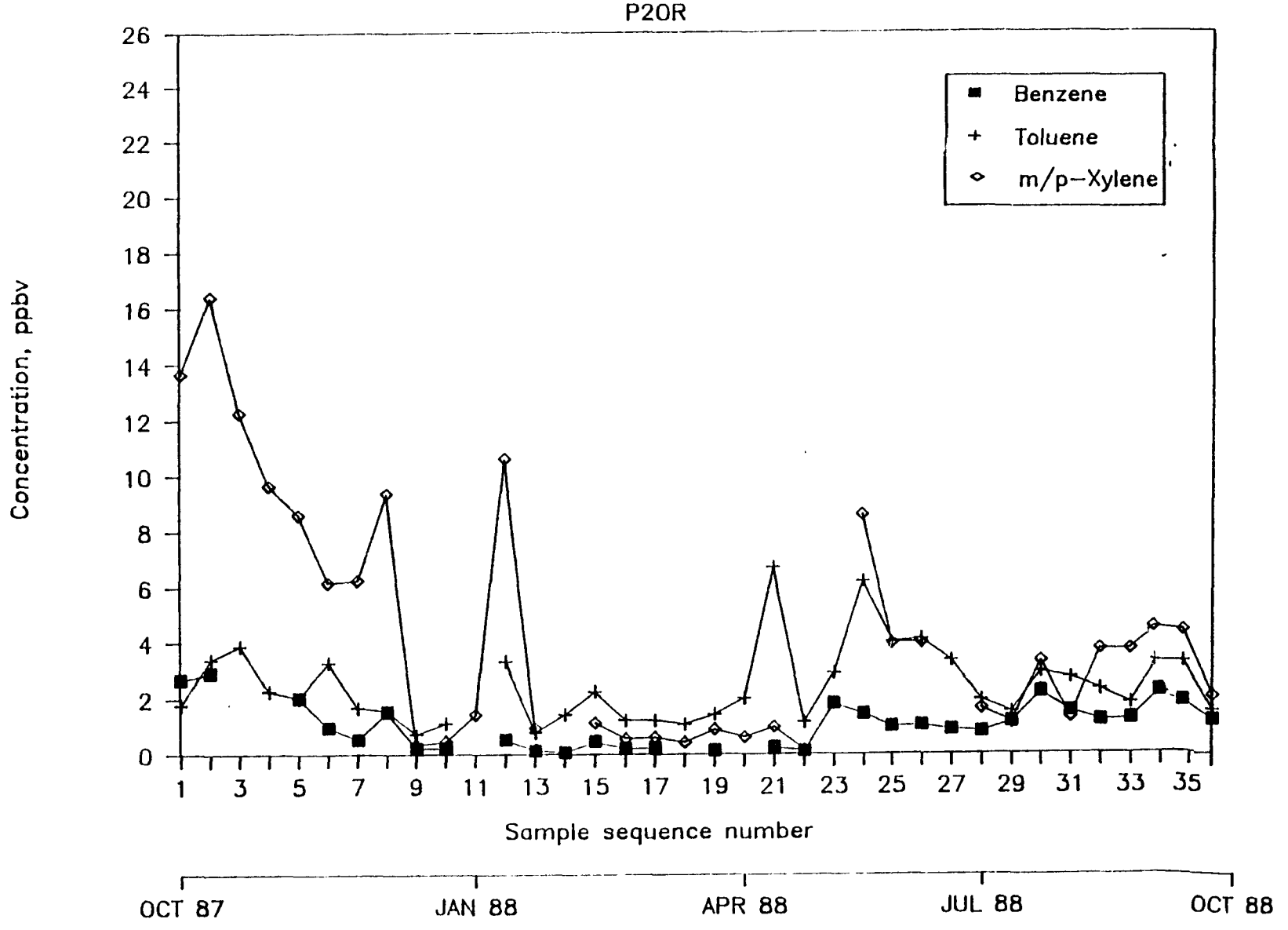

Figure B-17. Benzene, toluene, and m/p-xylene concentration in P20R 1988 UATMP samples.

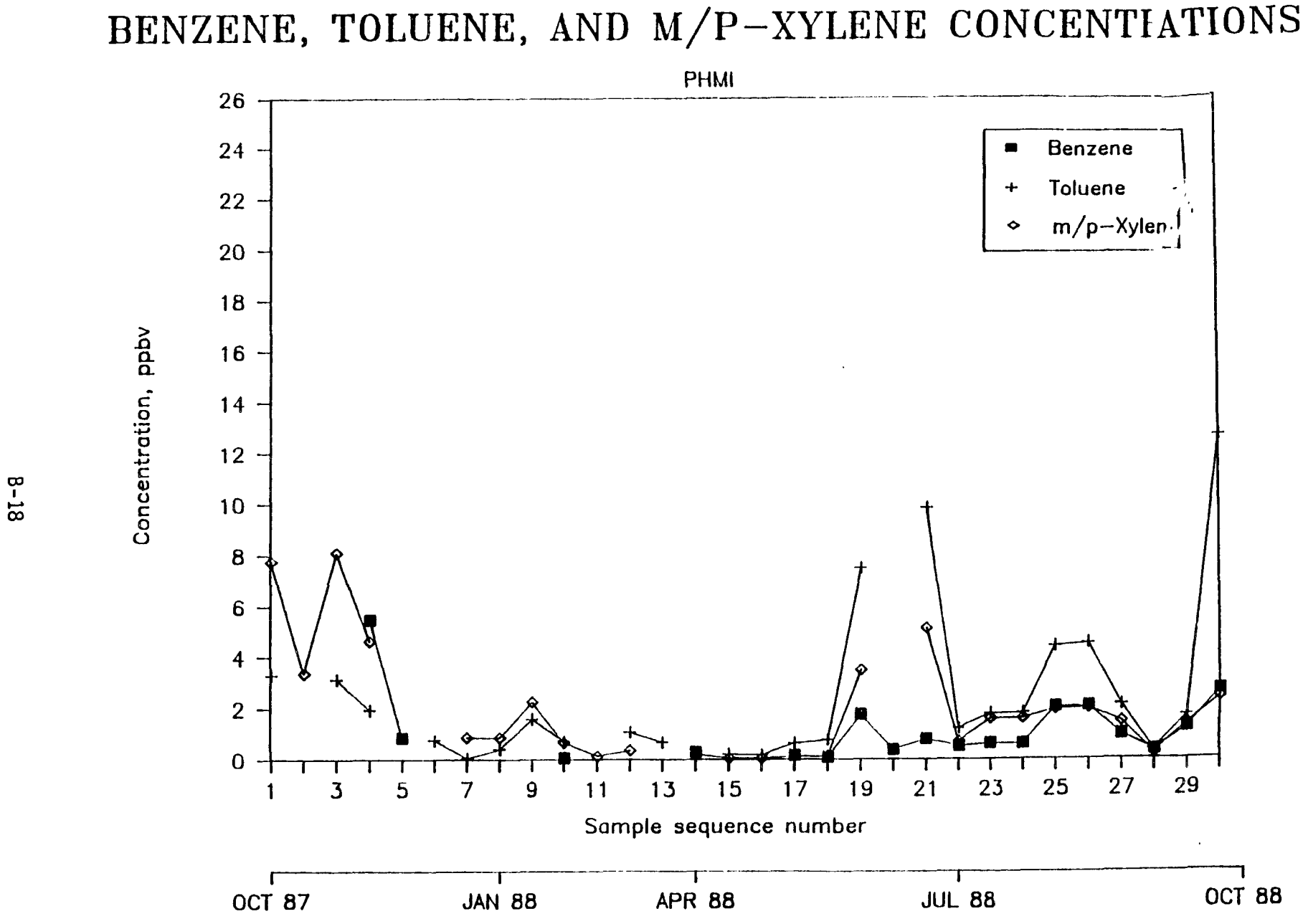

Figure B-18. Benzene, toluene, and m/p-xylene concentration in PHMI 1988 UATMP samples.

BENZENE, TOLUENE, AND M/P-XYLENE CONCENTRATIONS

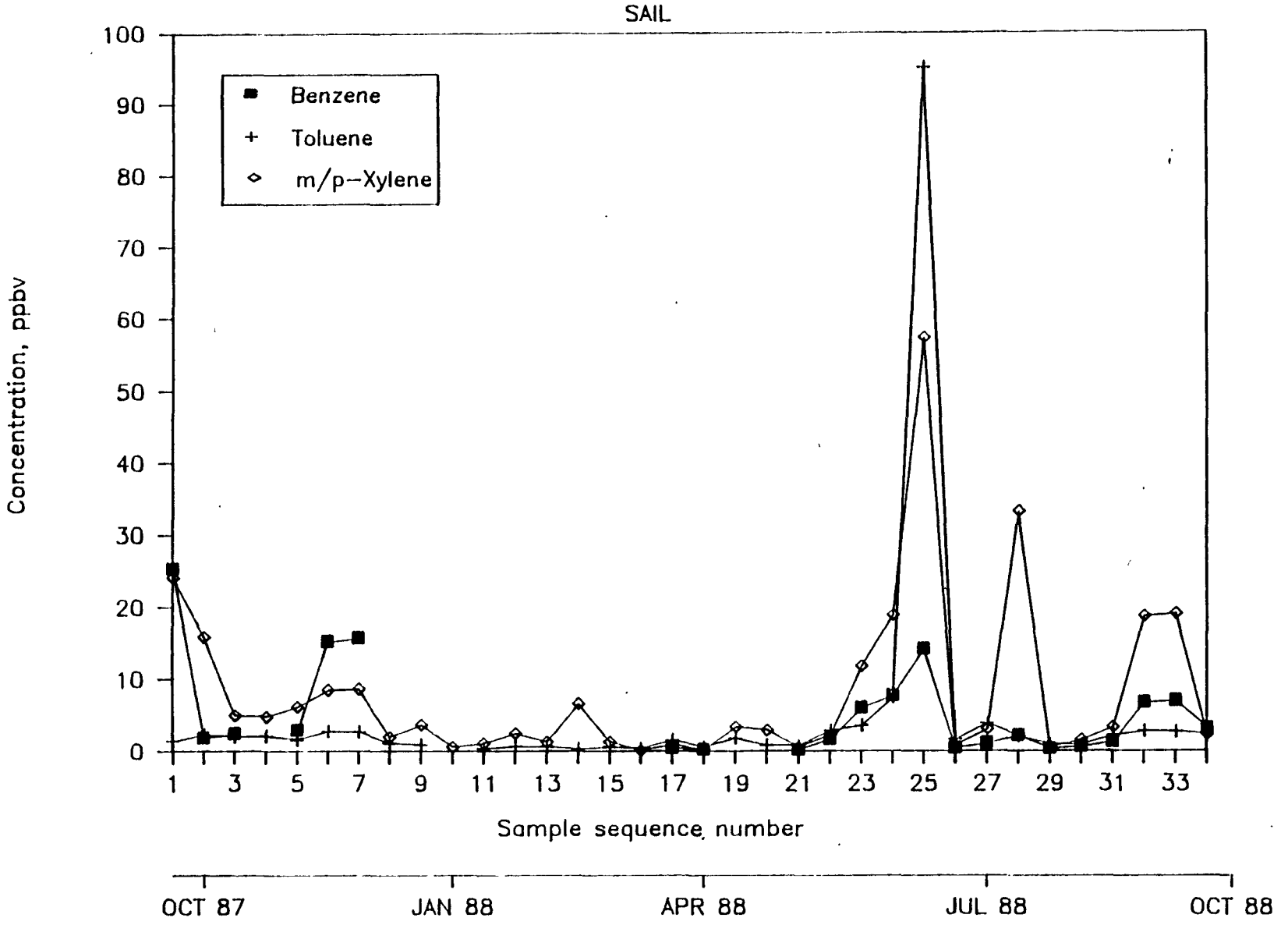

Figure B-19. Benzene, toluene, and m/p-xylene concentration in SAIL 1988 UATMP samples.

TECHNICAL REPORT DATA

(Please read Instructions on the reverse before completing)

1. REPORT NO.	2.	3. RECIPIENT'S ACCESSION NO.
EPA-450/4-89-005		

4. TITLE AND SUBTITLE	5. REPORT DATE
1988 NMOC Monitoring Program, Final Report, Vol II: Urban Air Toxics Monitoring Program	April 1989
	6. PERFORMING ORGANIZATION CODE
7. AUTHOR(S)	8. PERFORMING ORGANIZATION REPORT NO.
9. PERFORMING ORGANIZATION NAME AND ADDRESS Radian Corporation Research Triangle Park, N. C. 27709	10. PROGRAM ELEMENT NO.
	11. CONTRACT/GRANT NO. 68D 80014
12. SPONSORING AGENCY NAME AND ADDRESS US Environmental Protection Agency Research Triangle Park, N.C. 27711	13. TYPE OF REPORT AND PERIOD COVERED
	14. SPONSORING AGENCY CODE

15. SUPPLEMENTARY NOTES

16. ABSTRACT

From October, 1987 to October, 1988 samples of ambient air were collected at 19 sites in the eastern part of the U.S. Every 12 days, air was integrated over 24-hour periods into passivated stainless steel canisters. Simultaneously, air was drawn through cartridges containing dinitrophenylhydrazine to collect carbonyl compounds. The samples were analyzed at a central laboratory for a total of 37 halogenated and aromatic hydrocarbons, formaldehyde, acetaldehyde, and other oxygenated species. The hydrocarbon species were analyzed by gas chromatography/multiple detectors and gas chromatography/mass spectrometry, while the carbonyl species were analyzed by liquid chromatography. An extensive quality assurance program was carried on to secure high quality data. Complete data for all the hydrocarbon samples are presented in this report.

17. KEY WORDS AND DOCUMENT ANALYSIS

a. DESCRIPTORS	b. IDENTIFIERS/OPEN ENDED TERMS	c. COSATI Field/Group
UATMP-88 Toxic Hydrocarbons Toxic Species		

18. DISTRIBUTION STATEMENT	19. SECURITY CLASS *(This Report)*	21. NO. OF PAGES
Unlimited	Unclassified	289
	20. SECURITY CLASS *(This page)*	22. PRICE
	Unclassified	