

U.S. Environmental Protection Agency

**Administrator's Management
Accountability System**

First Quarter FY 1983 Report

*Office of Management Systems
and Evaluation
December 31, 1982*

U. S. ENVIRONMENTAL PROTECTION AGENCY

Administrator's Management
Accountability System

First Quarter FY 1983 Report

PREFACE

This is the first report for FY 1983 and reflects new yearly targets and commitments. It was compiled by the Office of Management Systems and Evaluation (OMSE) using information provided by Headquarters and Regional Offices. A new section on "Managing for Environmental Results" has been added to the report this year. In addition, the reporting cycle for construction grants and NPDES delegations has been changed to twice yearly rather than every quarter. Due to data collection problems, the report does not include any data on Office of Water or RCRA enforcement activities for the previous quarter. The problems will be corrected by second quarter.

We gratefully acknowledge the continuing assistance and cooperation of the many people in Headquarters program offices and in the Regions who have made the timely production of this report possible. We invite continuing examination of this report and the goals, objectives, commitments and measures contained in the Management Accountability System. We would appreciate any suggestions you have for improving the System, and invite you to contact either Lew Crampton or Cindy Kelly with your ideas.

TABLE OF CONTENTS

<u>OFFICE</u>	<u>PAGE</u>
OFFICE OF AIR, NOISE AND RADIATION	1
OFFICE OF PESTICIDES AND TOXIC SUBSTANCES	21
OFFICE OF WATER	45
OFFICE OF SOLID WASTE AND EMERGENCY RESPONSE	69
OFFICE OF ADMINISTRATION	87
OFFICE OF POLICY AND RESOURCE MANAGEMENT	89
OFFICE OF RESEARCH AND DEVELOPMENT	91
OFFICE OF LEGAL AND ENFORCEMENT COUNSEL	93
OTHER OFFICES	99
MANAGING FOR ENVIRONMENTAL RESULTS	105

OFFICE OF AIR, NOISE AND RADIATION

TABLE OF CONTENTS

<u>GOAL</u>	<u>PAGE</u>
DELEGATION TO STATES.....	2
MEETING PROGRAM COMMITMENTS.....	10
DEVELOPING AND REVIEWING CRITICAL REGULATIONS.....	15
ENFORCEMENT.....	18

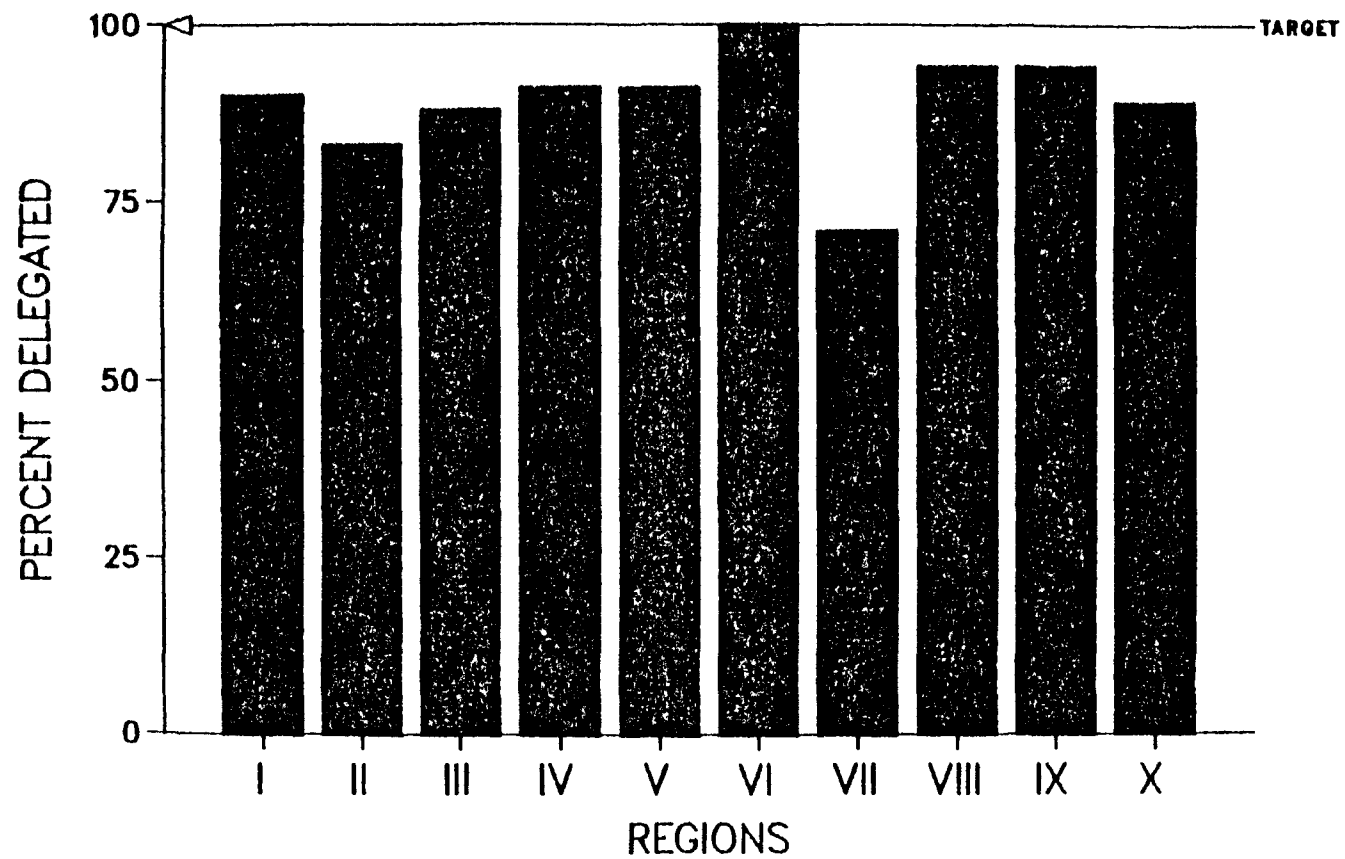
DELEGATIONS TO STATES

NEW SOURCE PERFORMANCE STANDARDS

- FOR FY 83 THE GOAL IS TO ACHIEVE 100% DELEGATION OF ALL NSPS, INCLUDING ALL NEW STANDARDS PROMULGATED DURING THE YEAR. OVERALL, THE NSPS PROGRAM IS ABOUT 90% DELEGATED.
- DURING THE QUARTER, THE REGIONS DETERMINED APPLICABILITY OF NEW NSPS AND REVIEWED OLD DETERMINATIONS.
- THE RESULTS OF THE APPLICABILITY REVIEW CHANGES THE DELEGATION PERCENTAGES ENOUGH TO MAKE THEM NOT DIRECTLY COMPARABLE TO FOURTH QUARTER (FY 82) PERCENTAGES. THERE APPEARS TO HAVE BEEN VERY LITTLE NEW DELEGATION ACTIVITY DURING THE FIRST QUARTER.
- THE JOB OF DELEGATING NSPS VARIES IN DIFFICULTY WITH THE METHOD OF DELEGATION USED BY EACH STATE. SOME REGIONS, SUCH AS REGION VI WHICH HAS AUTOMATIC DELEGATION TO ALL ITS STATES, WILL MAINTAIN THE SAME LEVEL OF DELEGATION THROUGHOUT THE YEAR, REGARDLESS OF THE NUMBER OF NEW STANDARDS DUE FOR DELEGATION. IN OTHER REGIONS, SUCH AS REGION VII WHICH HAS STATES WHICH CANNOT ACCEPT AUTOMATIC DELEGATION, THE LONGER PROCESS OF DELEGATING NEW NSPS MAY PRESENT A MISLEADING PICTURE OF PROGRESS.

DELEGATION STATUS OF NSPS

As Of December 31, 1982



OMSE 1/83

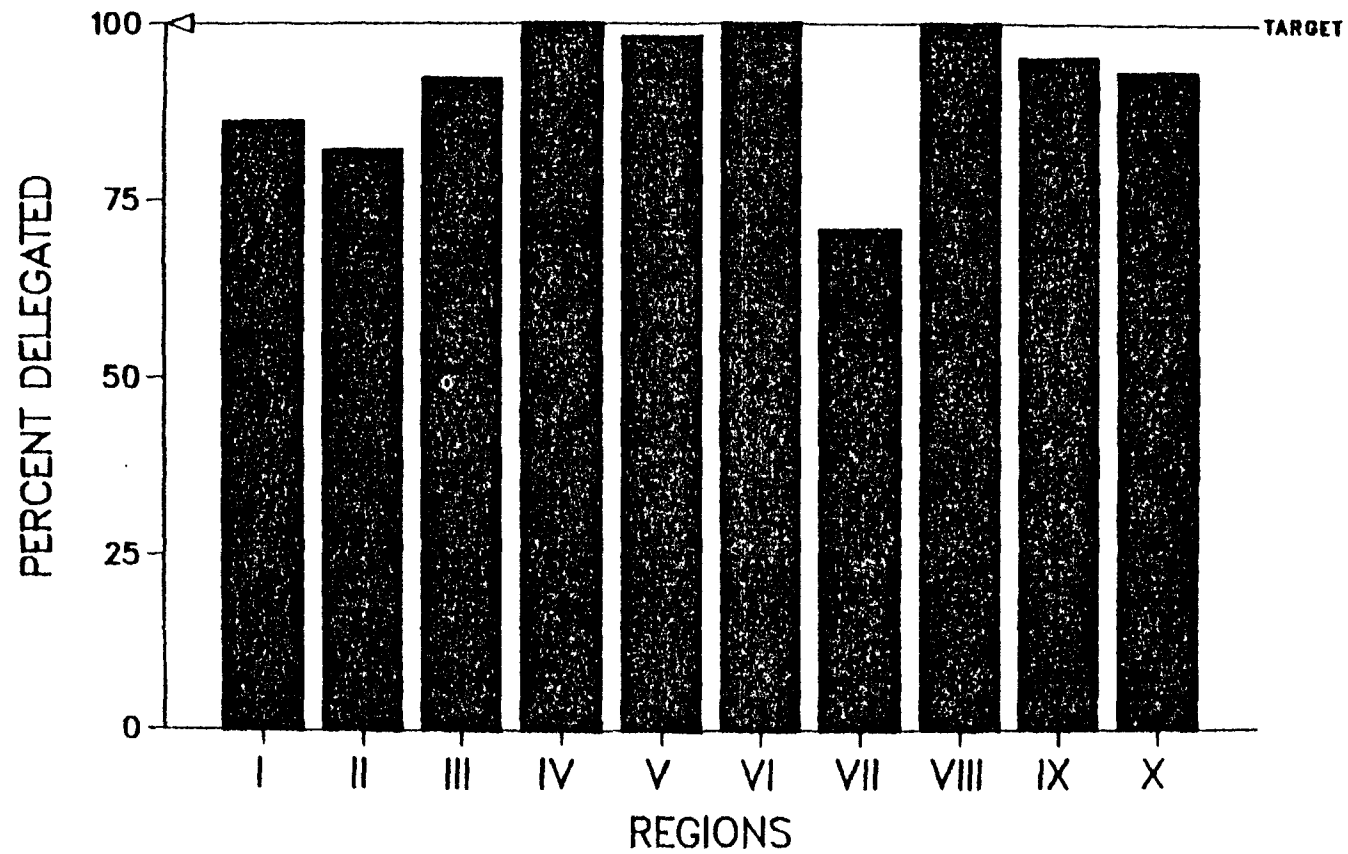
DELEGATION TO STATES

NATIONAL EMISSION STANDARDS FOR HAZARDOUS AIR POLLUTANTS

- FOR FY 83 THE GOAL IS TO ACHIEVE 100% DELEGATION OF ALL NESHAPS. OVERALL, THE NESHAPS PROGRAM IS ABOUT 94% DELEGATED.
- DURING THE FIRST QUARTER, THE REGIONS REVIEWED OLD DETERMINATIONS OF APPLICABILITY. THE RESULTS OF THEIR REVIEW CHANGES THE DELEGATION PERCENTAGES ENOUGH SO THAT DIRECT COMPARISON WITH FOURTH QUARTER FIGURES (FY 82) IS NOT POSSIBLE.
- THERE APPEARS TO HAVE BEEN VERY LITTLE NEW DELEGATION ACTIVITY DURING THE FIRST QUARTER.

DELEGATION STATUS OF NESHAPS

As Of December 31, 1982



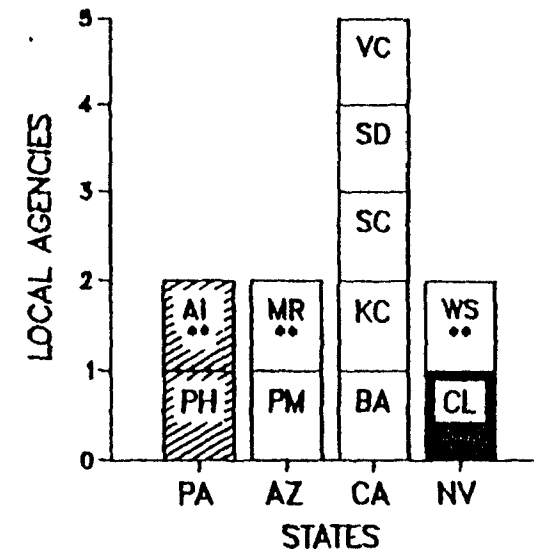
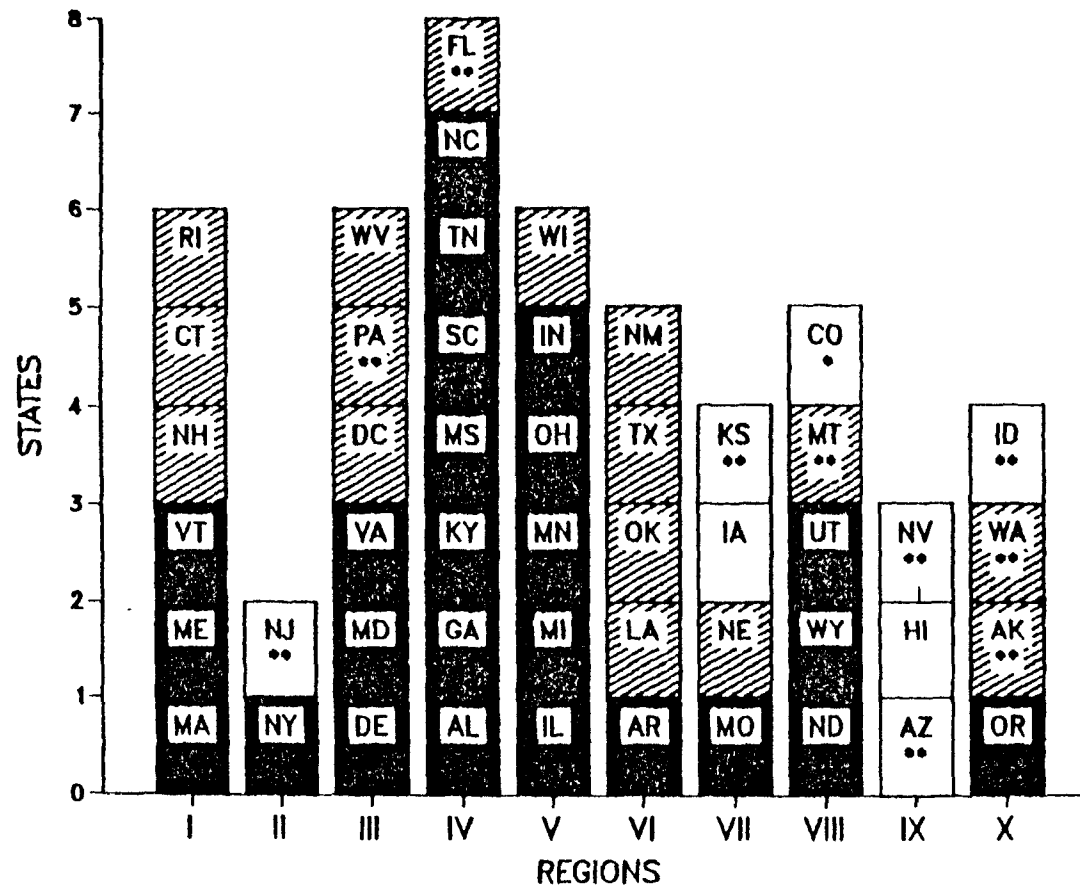
OMSE 1/83

DELEGATION TO STATES

PREVENTION OF SIGNIFICANT DETERIORATION

- o THE MAJOR FOCUS OF PSD DELEGATION ACTIVITY IN FY 83 IS ON STATES WHICH HAVE ACCEPTED NO RESPONSIBILITY FOR THE PROGRAM.
- o HALF OF THE STATES WITH NO PSD RESPONSIBILITY ARE PROJECTED TO ACCEPT EITHER FULL (7) OR PARTIAL (1) DELEGATION DURING FY 83.
- o IN ADDITION, 6 STATES WHICH CURRENTLY HAVE PARTIAL RESPONSIBILITY FOR ADMINISTERING THE PSD PROGRAM WILL ACCEPT FULL RESPONSIBILITY.
- o NO PSD DELEGATIONS WERE PLANNED DURING THE FIRST QUARTER BUT DELEGATION NEGOTIATIONS IN PROGRESS ARE ON SCHEDULE.

DELEGATION STATUS OF PSD As Of December 31, 1982



Legend
 NONE----- 16
 PARTIAL-- 18
 FULL----- 26

** TARGETED FOR FULL
DELEGATION IN FY-83

* TARGETED FOR PARTIAL
PROGRAM DELEGATION
IN FY-83

Selected local agencies with independent authority :

PA - Allegheny Co, Philadelphia
 AZ - Maricopa Co, Pima Co
 CA - Bay Area Dist, Kern Co, San Diego Co, So Coast Dist, Ventura Co
 NV - Clark Co, Washoe Co

Exclusions : Region II - PR, VI; Region VIII - SD;
 Region IX - GU, AS, TT

OMSE 1/83

DELEGATION TO STATES

- AS DELEGATION IS ACHIEVED IT BECOMES INCREASINGLY IMPORTANT FOR EPA TO DETERMINE THE QUALITY OF THE STATE EFFORT. WITH THIS GOAL IN MIND, OANR, IN CONJUNCTION WITH STAPPA/ALAPCO, IS DEVELOPING A NATIONAL AIR AUDIT SYSTEM (NAAS) THAT WILL PROVIDE CONSISTENCY TO REGIONAL OFFICE AUDIT EFFORTS. THIS SYSTEM WILL FORM AN IMPORTANT FOUNDATION FOR EPA OVERSIGHT IN THE AIR PROGRAM OVER THE COMING YEARS.
- A SURVEY OF EXISTING AND PROPOSED AUDIT EFFORTS IS UNDERWAY IN THE REGIONS FOR SELECTION OF KEY AIR PROGRAM AUDIT AREAS IN FY 84.
- IN AN EFFORT TO ENCOURAGE STATE ENFORCEMENT OF ANTI-TAMPERING AND ANTI-FUEL SWITCHING PROGRAMS, OANR ISSUED A REGIONAL GUIDANCE PACKAGE. REGIONS ARE DEVELOPING SCHEDULES FOR NUMBERS OF PROGRAMS TO BE ESTABLISHED IN FY 83.

MEETING PROGRAM COMMITMENTS

SPECIAL ACTION SIPS

PROGRESS ON LEAD SIPS

- THE NRDC HAS SUED EPA FOR FAILURE TO DEVELOP STATUTORILY REQUIRED STATE PLANS FOR CONTROL OF AMBIENT LEAD LEVELS.
- EPA HAS ACTED ON FINAL LEAD PLANS FOR ABOUT HALF OF THE STATES, BUT THE NRDC WANTS EPA TO EXPEDITE THE DEVELOPMENT AND APPROVAL OF PLANS FOR THE REST OF THE STATES.
- ANALYSIS OF THE FULL IMPACT OF THE NRDC LAWSUIT HAS BEEN DELAYED PENDING SETTLEMENT OF THE LAWSUIT. ONCE THE ANALYSIS IS COMPLETED, GUIDANCE WILL BE ISSUED TO THE REGIONS AND SCHEDULES FOR SUBMITTING THE REMAINING SIPS WILL BE NEGOTIATED.

PROGRESS ON 1982 OZONE/CO SIPS

- SUBMISSION OF REQUIRED SIPS WAS ACCOMPLISHED BY ALL REGIONS. HEADQUARTERS AND OMB REVIEWS PRIOR TO FEDERAL REGISTER PUBLICATION ARE UNDERWAY. PUBLICATION OF ALL PROPOSALS IS DUE BY THE END OF JANUARY.

MEETING PROGRAM COMMITMENTS

SPECIAL ACTION SIPS

SUMMARY OF LEAD SIP STATUS

STATES WITH COMPLETE FINAL RULEMAKING	23
STATES WITH PARTIAL FINAL RULEMAKING	5
STATES WITH COMPLETE SUBMITTALS NEEDING EPA ACTION.	6
STATES WITH PARTIAL SUBMITTALS NEEDING EPA ACTION..	3
STATES WITH <u>NO</u> LEAD SIPS	
STATES WITH PROJECTED SUBMISSION DATES	18
STATES WITH <u>NO</u> PROJECTED SUBMISSION DATES	<u>9</u>
TOTAL	56

SUMMARY OF STATUS OF 1982 OZONE/CO SIPS

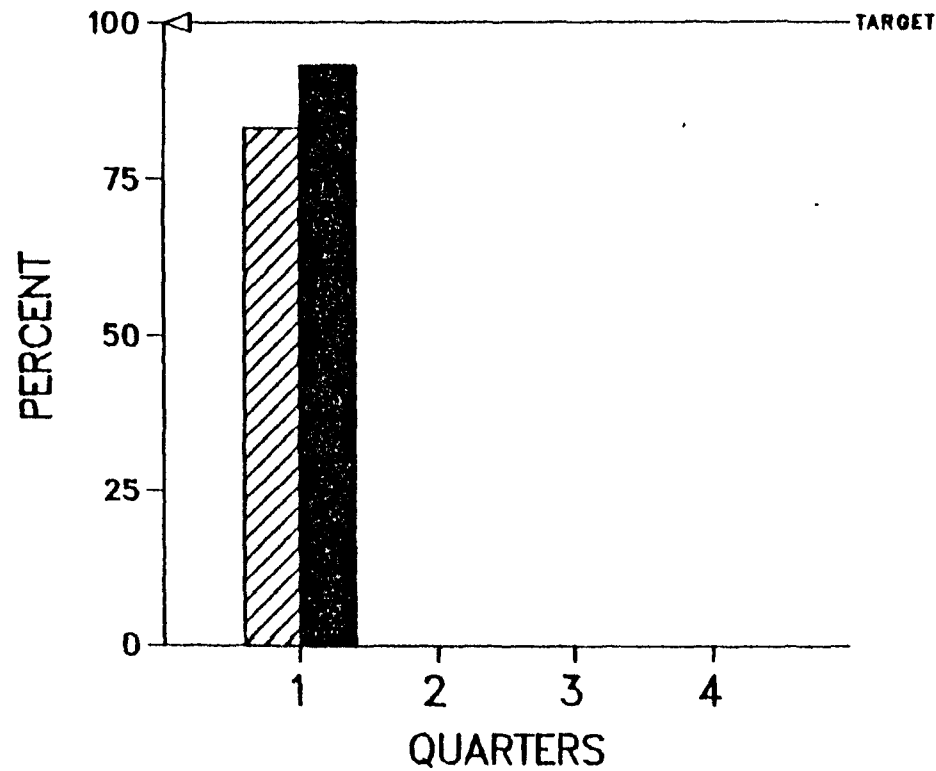
REVIEWING OFFICE:	<u>HQ STAFF</u>	<u>AA(OANR)</u>	<u>OMB</u>	<u>F.R. OFFICE</u>
NUMBER OF SIPS(32):	2	4	18	8

MEETING PROGRAM COMMITMENTS

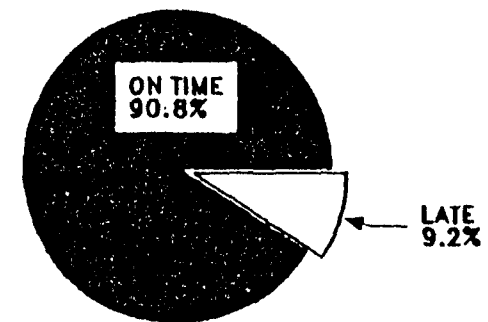
PERCENT OF SIP REVISIONS PROCESSED ON TIME

- o DESPITE THE TREND OF INCREASED NUMBER OF SIP REVISIONS RECEIVED EACH QUARTER, AN EXCELLENT RECORD HAS BEEN ESTABLISHED FOR TIMELY PROCESSING OF SIP REVISIONS:
 - 93% WITHIN THE FIVE MONTHS REGIONAL TARGET (OF 231 UNFINISHED ACTIONS AT THE END OF THE FIRST QUARTER, 15 EXCEEDED THE TARGET).
 - 83% WITHIN THE TWO MONTHS HEADQUARTERS TARGET (OF 84 UNFINISHED ACTIONS AT THE END OF THE FIRST QUARTER, 14 EXCEEDED THE TARGET).
- o SIP DELAYS ARE RESULTING FROM:
 - HOLD UP OF ALL NEW SOURCE REVIEW ACTION BY NRDC LAWSUIT;
 - CONTINUED OMB DELAYS;
 - NEED FOR MAJOR POLICY DECISIONS (E.G., LARGE POWER PLANT SO₂ RELAXATIONS, SHUT DOWN CREDITS FOR STEEL BUBBLES).

PERCENT OF SIP REVISIONS
 PROCESSED ON TIME
 As Of December 31, 1982



NATIONAL



#SIPs IN PROCESS: 315

OMSE 1/83

Legend

- ▨ HEADQUARTERS (TARGET - 2 MOS.)
- REGIONS (TARGET - 5 MOS.)

DEVELOPING AND REVIEWING CRITICAL REGULATIONS

REDUCING THE BACKLOG OF NEW SOURCE PERFORMANCE STANDARDS (NSPS)

- AS A RESULT OF THE PED STUDY ON THE NSPS PROGRAM, OANR DID NOT SUBMIT ITS ORIGINAL SCHEDULES FOR FY 83 NSPS DEVELOPMENT. REVISED SCHEDULES WILL BE IN EFFECT (AND REPORTED ON) FOR THE SECOND QUARTER. OANR, OPRM AND OLEC HAVE JOINTLY COMMITTED TO EXPLICIT EFFORTS TO IMPROVE PERFORMANCE IN THIS AREA.

- BASED ON FY 82 COMMITMENTS (ILLUSTRATED BELOW) ONLY 3 OF 8 PROPOSALS AND 4 OF 8 PROMULGATIONS DUE FOR PUBLICATION BY 12/31/82 WERE ACHIEVED. THIS LEAVES 8 PROPOSALS AND 5 PROMULGATIONS ORIGINALLY DUE IN FY 82 YET TO BE PUBLISHED. CONSIDERABLE WORK REMAINS TO BE DONE BY THE ABOVE THREE OFFICES.

NSPS SCHEDULES	FY 82		FY 83		
	BUDGET	ACTUAL	PLAN Q1	ACTUAL Q1	PLAN Q2
PROPOSALS	16	5	8	3	3
PROMULGATIONS	13	4	8	4	1

- INCLUDING THE LATE FY 82 STANDARDS, A TOTAL OF 21 PROPOSALS AND 12 PROMULGATIONS OF NEW STANDARDS ARE PROMISED IN FY 83. AT THIS POINT, IT APPEARS DOUBTFUL THAT THIS AMBITIOUS SCHEDULE IS ACHIEVABLE.

DEVELOPING AND REVIEWING CRITICAL REGULATIONS

OANR SCHEDULE FOR FY 83 PROPOSAL AND PROMULGATION

STANDARD	PROPOSAL F.R. DATE	PROMULGATION F.R. DATE	STATUS
NATIONAL AMBIENT AIR QUALITY STANDARDS			
CARBON MONOXIDE	--	4/83	OFF SCHEDULE 1 MONTH; MISSED 1Q MILESTONE
PARTICULATE MATTER	3/83	3/84	ON SCHEDULE
NITROGEN DIOXIDE	5/83	5/84	OFF SCHEDULE 1 MONTH; MISSED 1Q MILESTONE
SULFUR OXIDES	9/83	9/84	ON SCHEDULE
NATIONAL EMISSION STANDARDS FOR HAZARDOUS AIR POLLUTANTS			
COKE OVEN (BENZENE)	7/83	--	ON SCHEDULE
ASBESTOS REVISION	5/83	--	ON SCHEDULE; MET 1Q MILESTONES
BENZENE FUGITIVE	--	7/83	ON SCHEDULE
MALEIC ANHYDRIDE (BENZENE)	--	7/83	ON SCHEDULE
ETHYBENZENE STYRENE	--	7/83	ON SCHEDULE
BENZENE STORAGE	--	7/83	ON SCHEDULE

DEVELOPING AND REVIEWING CRITICAL REGULATIONS

OANR SCHEDULE FOR FY 83 PROPOSAL AND PROMULGATION (CONT'D)

STANDARD	PROPOSAL F.R. DATE	PROMULGATION F.R. DATE	STATUS
RADIATION REGULATIONS			
INACTIVE URANIUM MILL TAILINGS SITES	--	11/82	OFF SCHEDULE 1 MONTH; FRM ON 1/5/83.
RADIONUCLIDES NESHAP	3/83	--	ON SCHEDULE
DISPOSAL OF HIGH LEVEL RADIOACTIVE WASTE	12/82	12/83	ON SCHEDULE; NPRM ON 12/29/82.
ACTIVE URANIUM MILL TAILINGS SITES	1/83	9/83	OFF SCHEDULE 2 MONTHS; OW AND OGC COMMENTS DELAYED RED BORDER.
MOBILE SOURCES REGULATIONS			
HD-MY 84 POSTPONEMENT	--	1/83	ON SCHEDULE; FRM ON 1/12/83
HD-HC/CO REVISION	--	9/83	ON SCHEDULE
LD DIESEL AVERAGING	--	12/82	OFF SCHEDULE 3 MONTHS; RESOURCES SHIFTED TO HIGHER PRIORITY PROJECTS.
LD DIESEL POSTPONEMENT	12/82	--	ON SCHEDULE; NPRM ON 12/1/82
LEAD PHASEDOWN	--	11/82	ON SCHEDULE; FRM ON 10/29/82

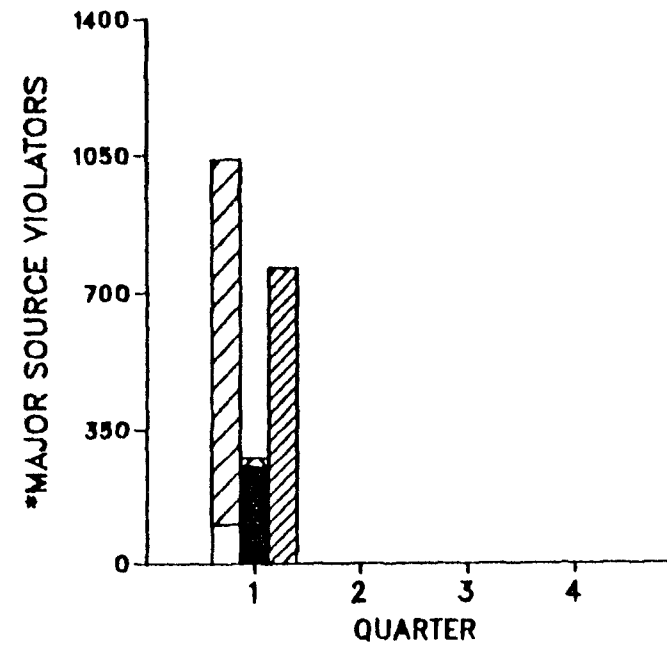
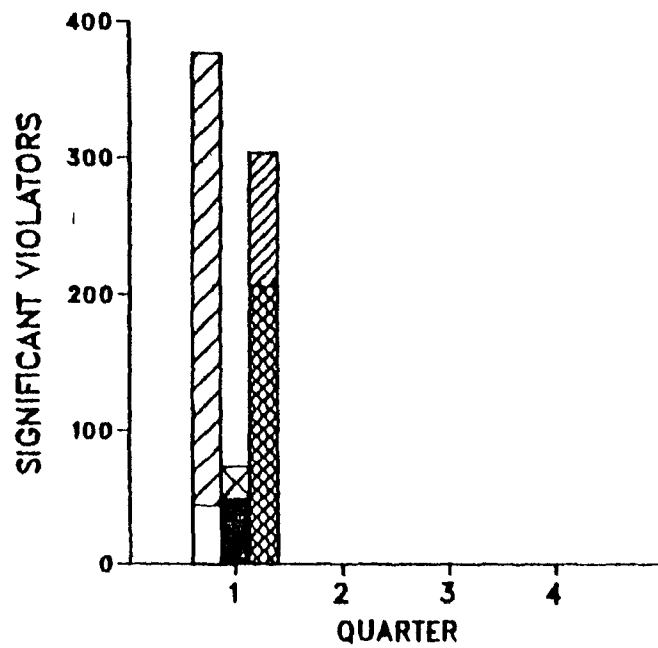
ENFORCEMENT

- o A DOWNWARD TREND IN THE NUMBER OF SIGNIFICANT VIOLATORS HAS OCCURRED SINCE TRACKING BEGAN IN FY 82. HOWEVER, TWO-THIRDS OF THE CURRENT INVENTORY OF SIGNIFICANT VIOLATORS HAVE BEEN OUT OF COMPLIANCE FOR MORE THAN TWO QUARTERS.
- o AT THE END OF THE FIRST QUARTER, MAJOR SOURCES (OF WHICH THERE ARE 29,552) SHOWED A 93% COMPLIANCE RATE (AN ADDITIONAL 2% ARE ON ACCEPTABLE COMPLIANCE SCHEDULES).
- o IN CONTRAST WITH THE APPARENT HIGH COMPLIANCE RATE FOR MAJOR SOURCES, NATIONAL INSPECTION RATES ARE LOW:
 - 48% OF THE LARGEST POLLUTING SOURCES (CLASS A1) DUE FOR INSPECTION WERE ACTUALLY INSPECTED;
 - 68% OF THE SMALLER SOURCES (CLASS A2) DUE FOR INSPECTION WERE ACTUALLY INSPECTED.
- o IN ADDITION, THE RANGE OF INSPECTION RATES VARIED WIDELY AMONG THE REGIONS:

<u>CLASS A1</u>	<u>CLASS A2</u>
A LOW OF 13% IN REGION VIII	A LOW OF 48% IN REGION II
A HIGH OF 90% IN REGION III	A HIGH OF 89% IN REGION III
- o THE REASONS FOR THE LARGE DIFFERENTIALS IN INSPECTION RATES BETWEEN CLASS A1 AND CLASS A2 AND AMONG REGIONS FOR BOTH CLASSES OF SOURCES HAS NOT BEEN DETERMINED. THE PROGRAM OFFICE IS CONDUCTING FURTHER INVESTIGATION INTO THESE QUESTIONS.

PROGRESS IN RETURNING AIR VIOLATORS TO COMPLIANCE

As Of December 31, 1982



Legend

- NEW VIOLATORS
- ▨ VIOLATORS BEGINNING OF YEAR
- ACHEIVED COMPLIANCE
- ▩ PUT ON COMPLIANCE SCHEDULES
- ▤ VIOLATORS LONGER THAN 2 QUARTERS
- ▧ VIOLATORS AT END OF QUARTER

* INCLUDES SIGNIFICANT VIOLATORS

OMSE 1/83

OFFICE OF PESTICIDES AND TOXIC SUBSTANCES

TABLE OF CONTENTS

<u>GOAL</u>	<u>PAGE</u>
MEETING PROGRAM COMMITMENTS.....	22
DEVELOPING AND REVIEWING CRITICAL REGULATIONS.....	37
ENFORCEMENT.....	38
IMPROVING THE QUALITY OF EPA SCIENCE.....	44

MEETING PROGRAM COMMITMENTS

PESTICIDE REGISTRATION APPLICATIONS

CURRENT APPLICATIONS

- OPTS COMPLETED AN AVERAGE OF 98% OF ALL APPLICATIONS WITHIN THE ADMINISTRATIVE TIMETABLE.
- SLIGHT PROCESSING DELAYS CONTINUE TO OCCUR IN NEW CHEMICAL REVIEWS, 93% OF WHICH WERE COMPLETED WITHIN THE TIMETABLE.
- OF 4,357 APPLICATIONS PROCESSED, 21% RESULTED IN INTERIM RESPONSES REQUIRING MORE INFORMATION.

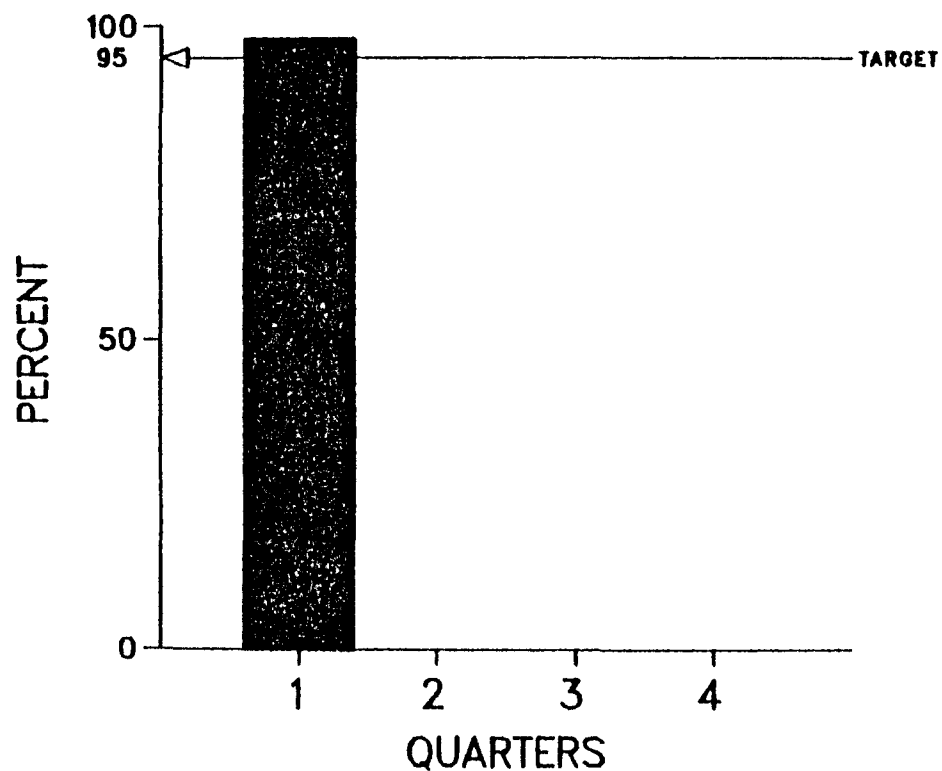
BACKLOG

- THE NUMBER OF BACKLOGGED APPLICATIONS REMAINED LOW THOUGH IT INCREASED SLIGHTLY FROM 18 TO 31 IN THE FIRST QUARTER. THIS COMPARES TO A BACKLOG OF 554 APPLICATIONS AT THE SAME TIME LAST YEAR.

PESTICIDE REGISTRATION APPLICATIONS

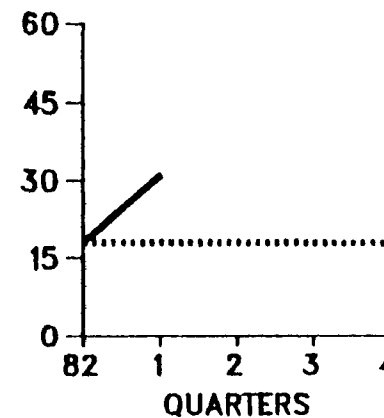
PERCENT OF FY-83 APPLICATIONS COMPLETED WITHIN APPLICABLE TIMETABLE

As Of December 31, 1982



TOTAL
PROCESSED : 4357

SIZE OF BACKLOG



NO. OF PENDING
APPLICATIONS WHOSE TIME
LIMIT HAS BEEN EXCEEDED

Legend

ACTUAL

..... TARGET.....

OMSE 1/83

MEETING PROGRAM COMMITMENTS

PESTICIDE FFDCA TOLERANCE PETITIONS

CURRENT PETITIONS

- o OPTS MET THE STATUTORY DEADLINE IN 75% OF THE CASES. THIS CONSTITUTES STEADY IMPROVEMENT FROM 69% AT THE END OF LAST QUARTER AND 48% AT THIS TIME LAST YEAR.
- o THE TARGET WAS LOWERED FROM 95% EFFICIENCY IN FY 82 TO 85% THIS YEAR. THIS REFLECTS DIFFICULTIES INVOLVED IN MEETING THE DEADLINE DURING FY 82.

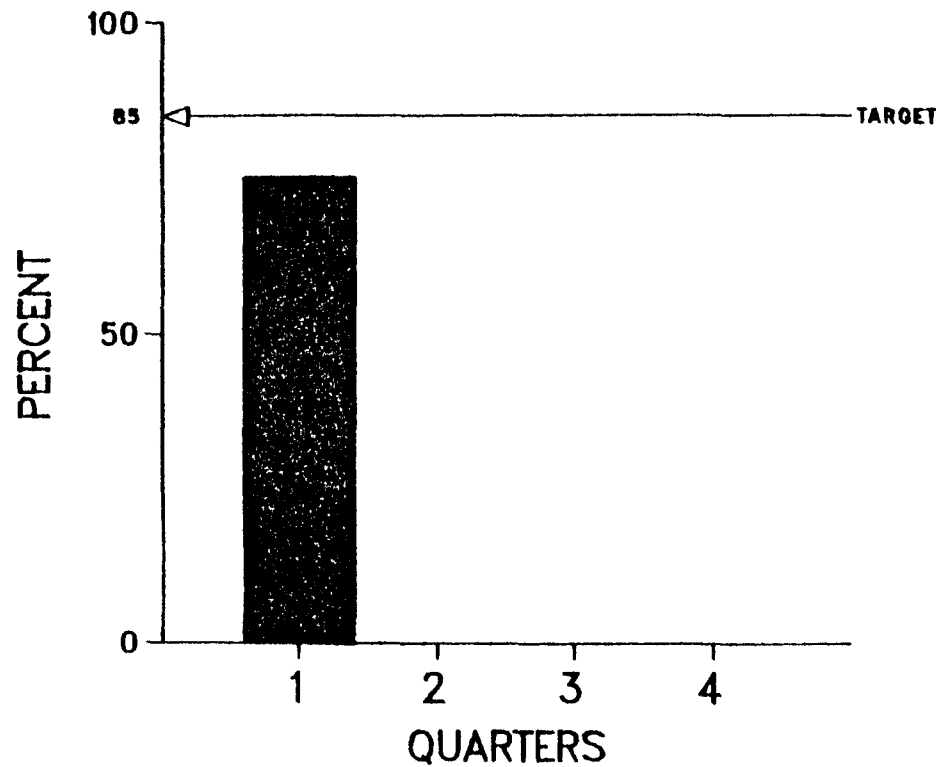
BACKLOG

- o OPTS WAS UNSUCCESSFUL IN ITS BACKLOG-REDUCTION EFFORT--THE BACKLOG OF UNPROCESSED APPLICATIONS INCREASED BY 70% IN THE FIRST QUARTER.

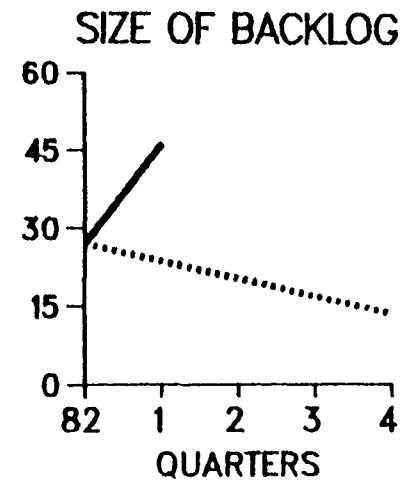
FFDCA TOLERANCE PETITIONS

PERCENT OF FY-83 PETITIONS COMPLETED WITHIN STATUTORY TIME LIMIT

As Of December 31, 1982



TOTAL
PROCESSED : 113



NO. OF PENDING
PETITIONS WHOSE TIME
LIMIT HAS BEEN EXCEEDED

Legend
ACTUAL
TARGET....

OMSE 1/83

MEETING PROGRAM COMMITMENTS

PESTICIDE EXPERIMENTAL USE PERMITS

CURRENT APPLICATIONS

- OPTS MET THE STATUTORY DEADLINE IN 93% OF THE CASES, NEARLY ACHIEVING THE TARGET OF 95%.

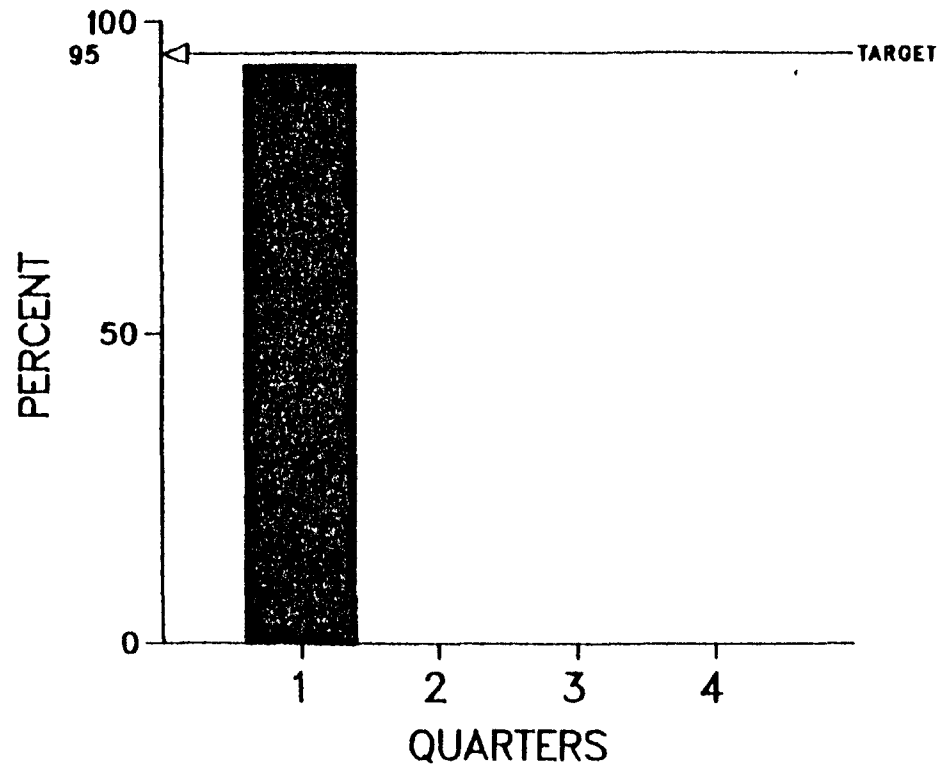
BACKLOG

- OPTS CONTINUED TO MAINTAIN A LOW BACKLOG OF ACTIONS. ONLY 4 ACTIONS REMAIN BACKLOGGED, COMPARED TO 25 AT THE SAME TIME LAST YEAR.

EXPERIMENTAL USE PERMIT APPLICATIONS

PERCENT PROCESSED ON TIME

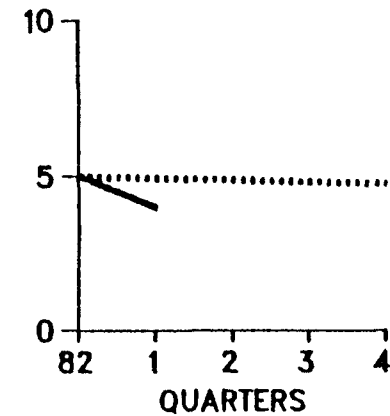
As Of December 31, 1982



TOTAL
PROCESSED :

68

SIZE OF BACKLOG



NO. OF APPLICATIONS
WHOSE TIME LIMIT
HAS BEEN EXCEEDED

Legend

ACTUAL

.....
TARGET

OMSE 1/83

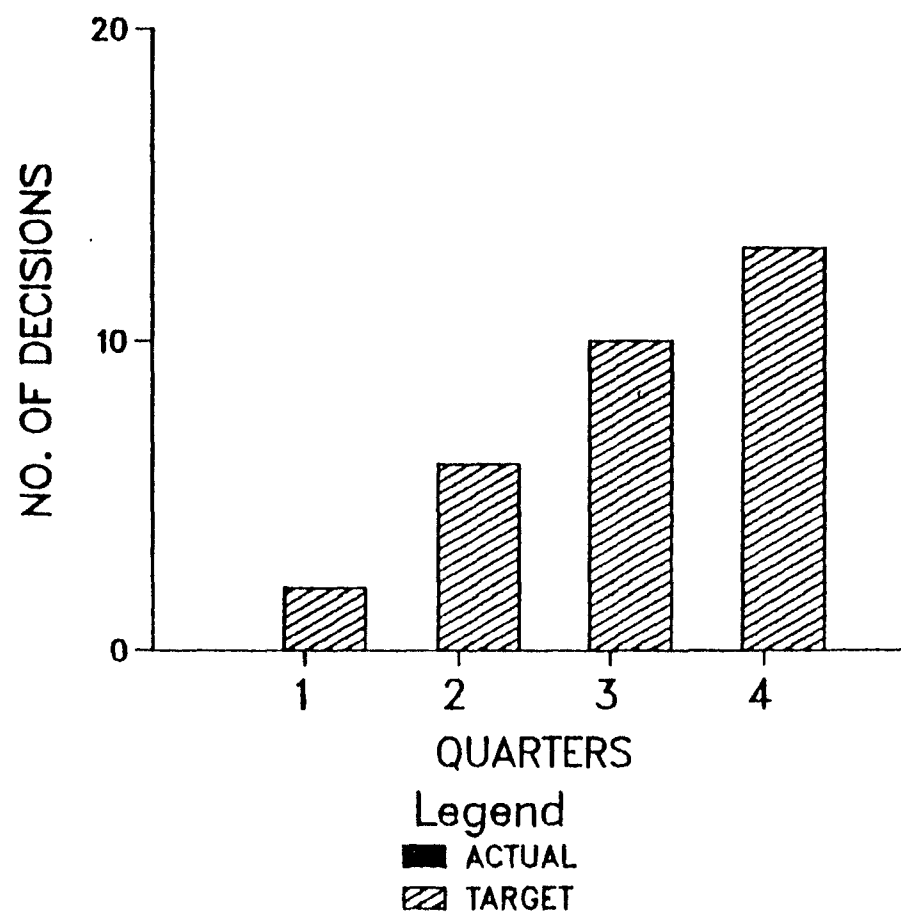
MEETING PROGRAM COMMITMENTS

PESTICIDE SPECIAL REVIEW DECISIONS

- NO SPECIAL REVIEW DECISIONS WERE COMPLETED IN THE FIRST QUARTER.
- OPTS ATTRIBUTES THIS DECLINE IN PERFORMANCE TO A TRANSFER OF SOME SENIOR OPP PERSONNEL TO OTS TO CORRECT A CEILING IMBALANCE.

PESTICIDE SPECIAL REVIEW DECISIONS
CUMULATIVE NUMBER OF DECISIONS COMPLETED

As Of December 31, 1982



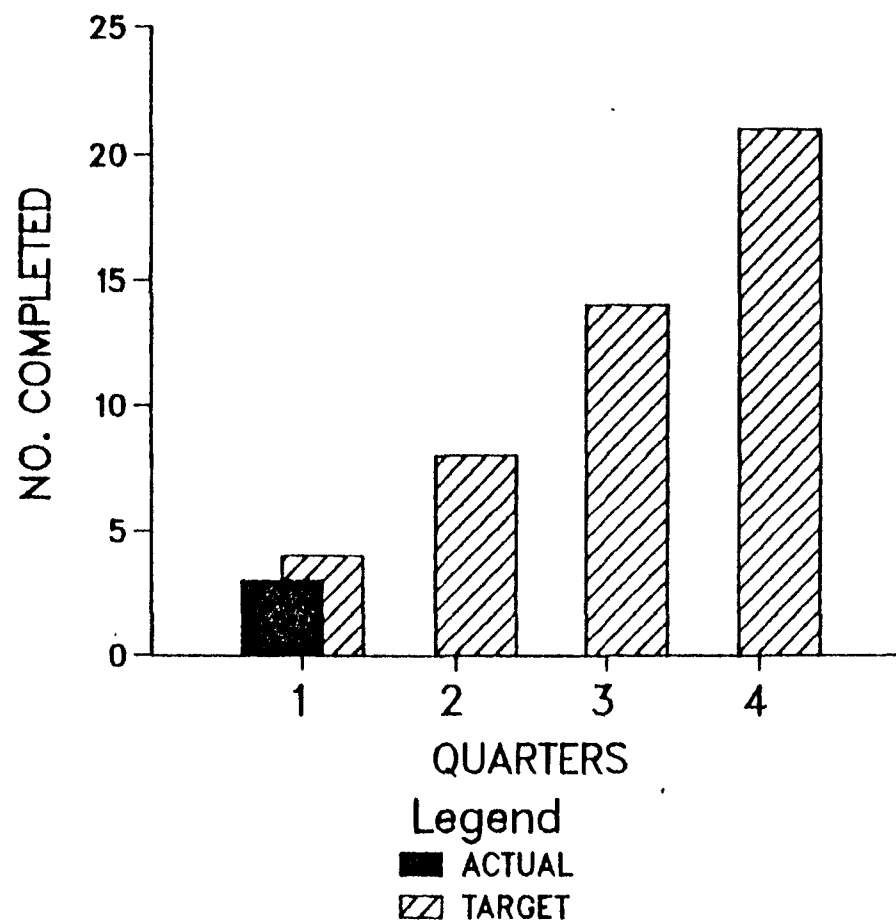
OMSE 1/83

MEETING PROGRAM COMMITMENTS

PESTICIDE REGISTRATION STANDARDS

- OPTS ESTABLISHED THREE INSTEAD OF FOUR REGISTRATION STANDARDS IN THE FIRST QUARTER. HOWEVER, TWO ADDITIONAL STANDARDS HAVE ALREADY BEEN ESTABLISHED EARLY IN THE SECOND QUARTER.
- THE THREE FIRST QUARTER STANDARDS COVER REREGISTRATION REQUIREMENTS FOR 430 PESTICIDE PRODUCTS; 150 PRODUCTS COVERED BY THE BORIC ACID STANDARD QUALIFY FOR A POSSIBLE EXEMPTION FROM REGISTRATION REQUIREMENTS UNDER FIFRA SECTION 25(b).
- TWO OVERDUE ACTION ITEMS, A CLEAR FORMAL MODEL OF THE PROGRAM AND DOCUMENTED PROCEDURES FOR LINKING REGISTRATION STANDARDS REVIEWS TO SUBSEQUENT REGISTRATION ACTIONS, WERE SUBMITTED TO OPRM THIS QUARTER IN RESPONSE TO THE OPRM REGISTRATION STANDARDS EVALUATION. OPTS IS ALSO DEVELOPING REVISED MEASURES OF PROGRAM PROGRESS FOR SUBMISSION TO OPRM IN THE SECOND QUARTER.

PESTICIDE REGISTRATION STANDARDS
CUMULATIVE NUMBER OF STANDARDS ESTABLISHED
As Of December 31, 1982



OMSE 1/83

MEETING PROGRAM COMMITMENTS

INTERAGENCY TESTING COMMITTEE (ITC) DESIGNATIONS--PAST LISTS

- o OPTS ACHIEVED ALL TARGETS IN THE FIRST QUARTER.
- o THIRTEEN FINAL DECISIONS WERE SENT TO THE ITC:
 - EIGHT TESTING AGREEMENTS NEGOTIATED WITH INDUSTRY; AND
 - FIVE DECISIONS NOT TO TEST.
- o TARGETS HAVE BEEN SET FOR COMPLETION OF THE FINAL LIST THIS CALENDAR YEAR, WHICH WILL TOTALLY ELIMINATE THE ITC BACKLOG.

COMPLETED ITC DESIGNATIONS - PAST LISTS

ACTION

82 LIST

AA REVIEW

● 13
chemicals

RESPOND TO ITC

● 13
chemicals

83 LIST

PRELIMINARY
DECISION (OTS)

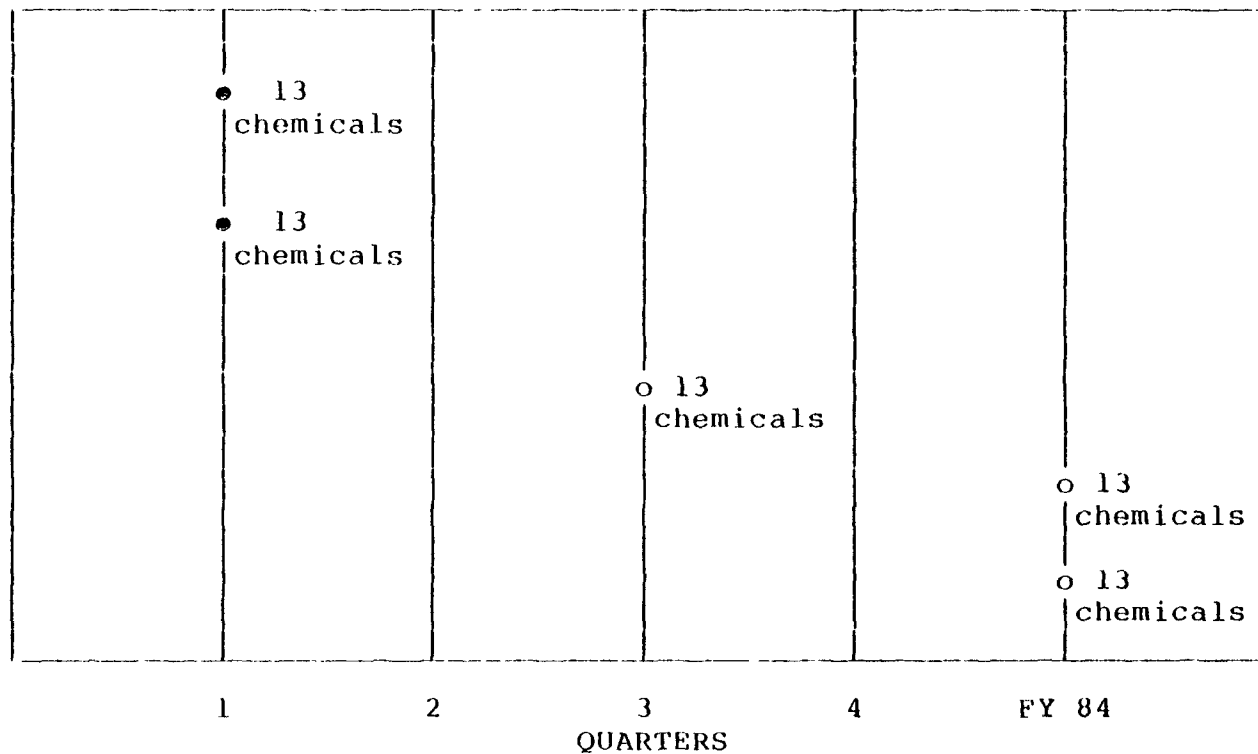
○ 13
chemicals

AA REVIEW

○ 13
chemicals

RESPOND TO ITC

○ 13
chemicals



LEGEND

- DUE DATE
- DATE MET

MEETING PROGRAM COMMITMENTS

INTERAGENCY TESTING COMMITTEE (ITC) DESIGNATIONS - NEW LISTS

- OPTS ACHIEVED ALL ITS TARGETS IN THE FIRST QUARTER.
- THREE FINAL DECISIONS WERE SENT TO THE ITC:
 - ONE NEGOTIATED TESTING AGREEMENT; AND
 - TWO DECISIONS NOT TO TEST.
- FOUR PRELIMINARY DECISIONS WERE MADE:
 - ONE DECISION TO NEGOTIATE A TESTING AGREEMENT; AND
 - THREE DECISIONS TO INITIATE TEST RULES.

COMPLETED ITC DESIGNATIONS - NEW LISTS

ACTION

9TH LIST

AA REVIEW

● 3
chemicals

RESPOND TO ITC

● 3
chemicals

10TH LIST

PRELIMINARY
DECISION (OTS)

● 4
chemicals

AA REVIEW

○ 4
chemicals

RESPOND TO ITC

○ 4
chemicals

11TH LIST

PRELIMINARY
DECISION (OTS)

○ 4
chemicals

1

2

3

4

LEGEND

○ DUE DATE

● DATE MET

MEETING PROGRAM COMMITMENTS

SUMMARY OF OPTS ACTIONS ON EXISTING CHEMICALS

<u>ITEM</u>	<u>STATUS</u>
o PCB REMAND--PROPOSED RULE FOR UNCONTROLLED SYSTEMS.	MILESTONES SUBMITTED TO OMSE <u>ON SCHEDULE.</u>
o FORMALDEHYDE INTERAGENCY AGREEMENT: - FR NOTICE ANNOUNCING ESTABLISHMENT OF CLEARINGHOUSE AND WORKSHOP.	COMPLETED <u>ON SCHEDULE.</u>
o FORMALDEHYDE CANCER CASE CONTROL STUDY.	<u>ON SCHEDULE.</u>
o FORMALDEHYDE QUARTERLY PROGRESS REPORT.	COMPLETED <u>AHEAD OF SCHEDULE.</u>
o 4,4' - METHYLENEBIS (2-CHLOROBENZENAMINE)-- PROPOSED RULE.	MILESTONES SUBMITTED TO OMSE <u>ON SCHEDULE.</u>

DEVELOPING AND REVIEWING CRITICAL REGULATIONS

SUMMARY OF FIRST QUARTER OPTS PROGRESS

<u>ITEM</u>	<u>STATUS</u>
o FIFRA SECTION 3 REGULATIONS	PROMULGATION MILESTONES SUBMITTED TO OMSE <u>ON SCHEDULE</u> .
o OTHER FIFRA REGULATIONS:	OPP REVIEW SCHEDULES SUBMITTED TO OMSE <u>ON SCHEDULE</u> . SCHEDULE NEEDED FOR AA REVIEW.
- REGISTRATION GUIDELINES	
- WORKER PROTECTION	
- EMERGENCY EXEMPTIONS	
- HEARING PROCEDURES	
- DISPOSAL AND STORAGE GUIDELINES	
- EXPERIMENTAL USE PERMITS	
- PNA POLICY STATEMENT	
o TSCA PREMANUFACTURE NOTIFICATION (PMN) EXEMPTION RULE.	DRAFT FINAL RULE SUBMITTED TO STEERING COMMITTEE <u>AHEAD OF SCHEDULE</u> .
o TSCA SECTION 5(h)(4) GENERIC EXEMPTION RULES.	MILESTONES SUBMITTED TO OMSE <u>ON SCHEDULE</u> .

ENFORCEMENT

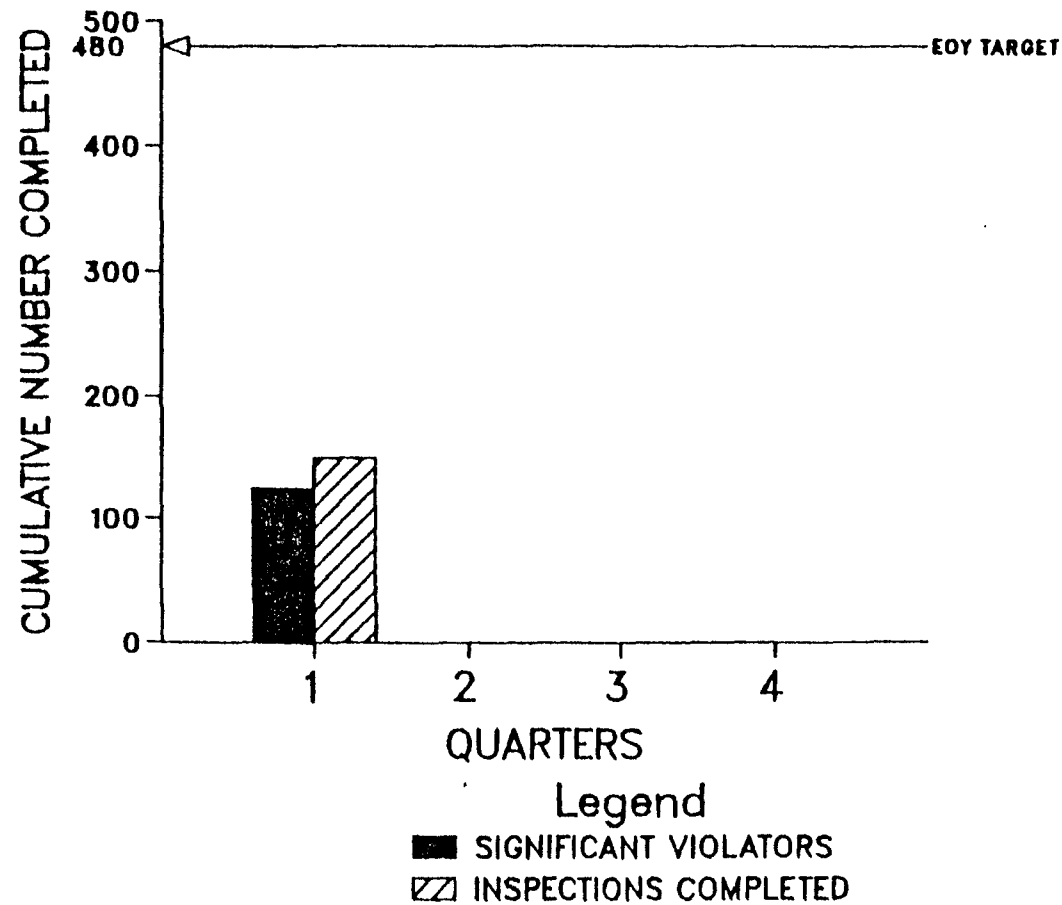
FIFRA COMPLIANCE MONITORING INSPECTIONS

- OVERALL, THE REGIONS PERFORMED AHEAD OF SCHEDULE IN THE FIRST QUARTER, COMPLETING 31% OF THE END-OF-YEAR TARGET OF 480 INSPECTIONS.
- EFFORTS IN THE SECOND QUARTER MUST FOCUS ON THE COMPLETION OF LABORATORY AUDITS. NO PROGRESS HAS BEEN MADE TOWARD ACHIEVING THE END-OF-YEAR TARGET OF 40 LABORATORY AUDITS.

FIFRA COMPLIANCE MONITORING INSPECTIONS AND ENFORCEMENT ACTIONS

CUMULATIVE NUMBER COMPLETED

As Of December 31, 1982



OMSE 1/83

ENFORCEMENT

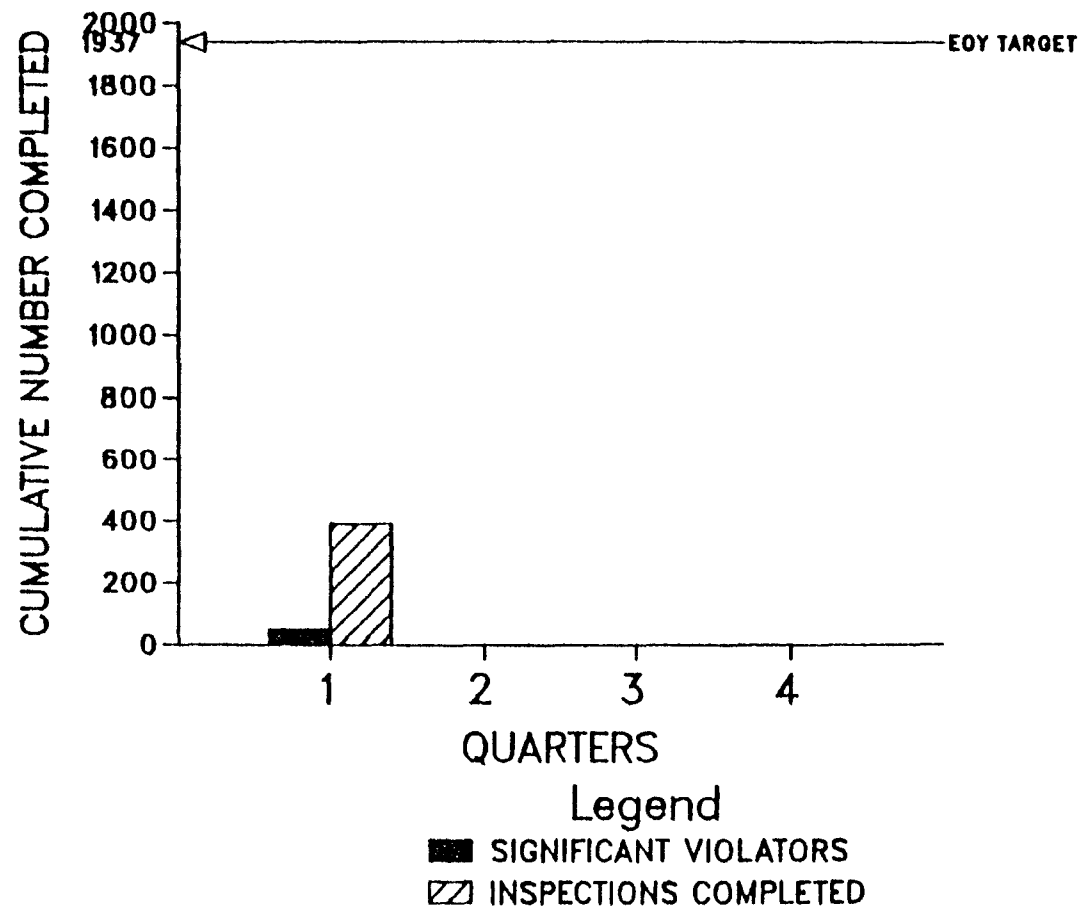
TSCA COMPLIANCE MONITORING INSPECTIONS

- o COLLECTIVELY, THE REGIONS WERE SLIGHTLY BEHIND SCHEDULE, COMPLETING 20% OF THE END-OF-YEAR TARGET IN THE FIRST QUARTER.
- o OF 391 INSPECTIONS COMPLETED, 378 WERE FOR PCB COMPLIANCE MONITORING. EFFORTS IN THE SECOND QUARTER SHOULD FOCUS ON CFC, ASBESTOS AND DIOXIN INSPECTIONS AS WELL.
- o CONSENT AGREEMENTS AND FINAL ORDERS WERE SIGNED TO RETURN 5 OF 50 SIGNIFICANT VIOLATORS TO COMPLIANCE. SETTLEMENT DISCUSSIONS ARE ONGOING FOR THE 45 REMAINING VIOLATORS.

TSCA COMPLIANCE MONITORING INSPECTIONS AND ENFORCEMENT ACTIONS

CUMULATIVE NUMBER COMPLETED

As Of December 31, 1982



OMSE 1/83

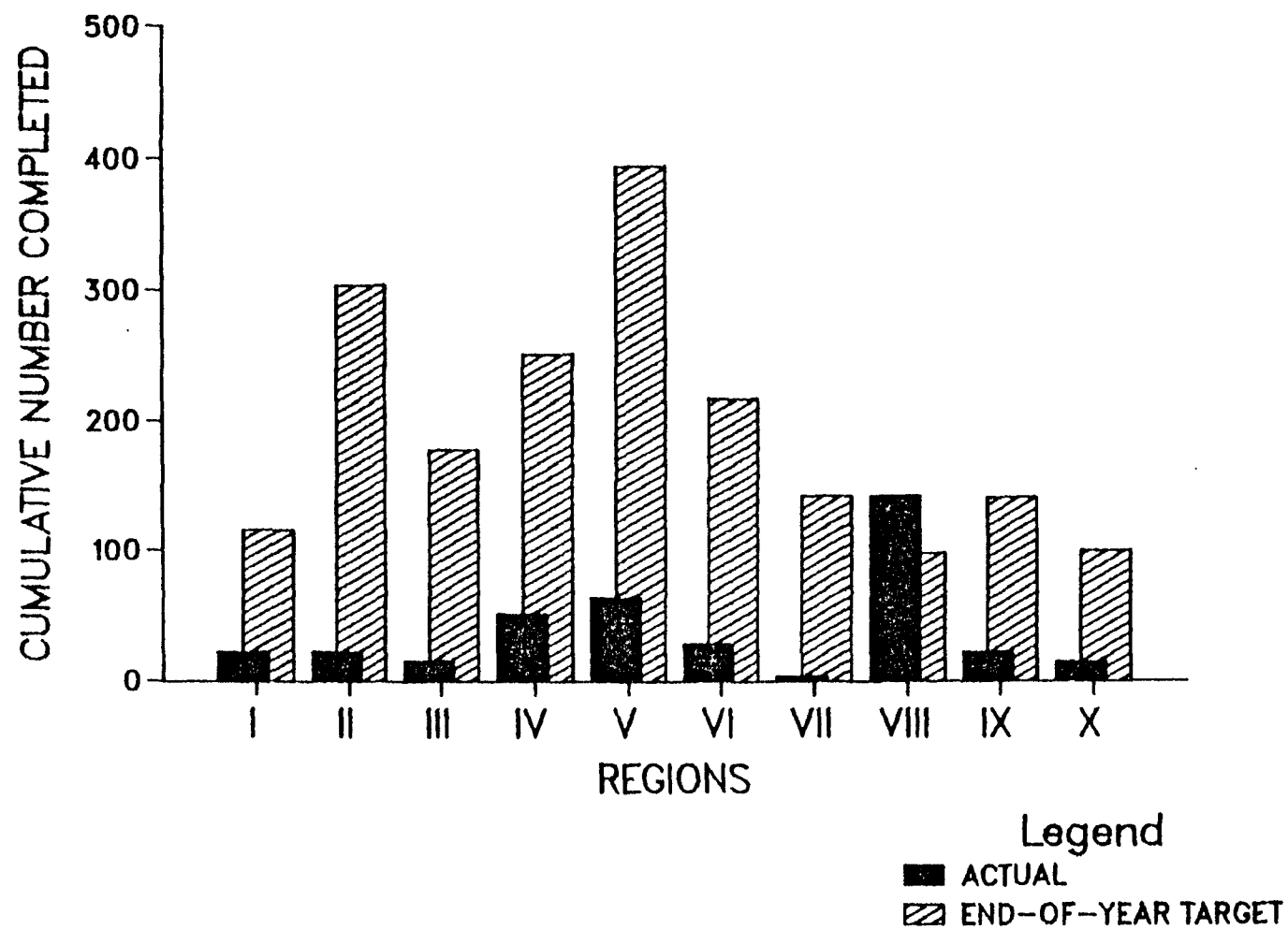
ENFORCEMENT

REGIONAL TSCA COMPLIANCE MONITORING INSPECTIONS

- o MOST REGIONS MADE ONLY SLIGHT PROGRESS THIS QUARTER TOWARD ACHIEVING THEIR END-OF-YEAR TARGETS. PROGRESS IN THIS AREA SHOULD BE MONITORED CLOSELY IN THE SECOND QUARTER.
- o REGION VIII WAS THE EXCEPTION, COMPLETING 142 INSPECTIONS. REGION VIII HAS ALREADY EXCEEDED ITS END-OF-YEAR TARGET BY 45%.

REGIONAL TSCA COMPLIANCE MONITORING INSPECTIONS

As Of December 31, 1982



OMSE 1/83

IMPROVING THE QUALITY OF EPA SCIENCE

FIRST QUARTER OPTS QUALITY ASSURANCE ACTIVITIES

OTS

- THE ANNUAL ORD AUDIT OF THE OTS QUALITY ASSURANCE (QA) OFFICE WAS CONDUCTED IN THE FIRST QUARTER. OTS WAS RECOGNIZED AS A LEADER IN THE AREAS OF STATISTICAL AND EXPERIMENTAL DESIGN AND DATA PROCESSING.
- OTS COMPLETED FINAL CORRECTIVE ACTIONS FROM THE FY 82 QA AUDIT ON SCHEDULE.

- OTS COMPLETED A QA PROJECT PLAN FOR PCB INTERLABORATORY VALIDATION OF GC/EIMS MEASUREMENTS ON SCHEDULE.

OPP

- QA MILESTONES FOR FY 83 WERE SUBMITTED TO OMSE ON SCHEDULE. THERE WERE NO ACTIVITIES DUE IN THE FIRST QUARTER.

OFFICE OF WATER

TABLE OF CONTENTS

<u>GOAL</u>	<u>PAGE</u>
DELEGATION TO STATES	47
DEVELOPING AND REVIEWING CRITICAL REGULATIONS	53
MEETING PROGRAM COMMITMENTS	56
ENFORCEMENT	66

DELEGATION TO STATES

CONSTRUCTION GRANTS AND NPDES PROGRAMS

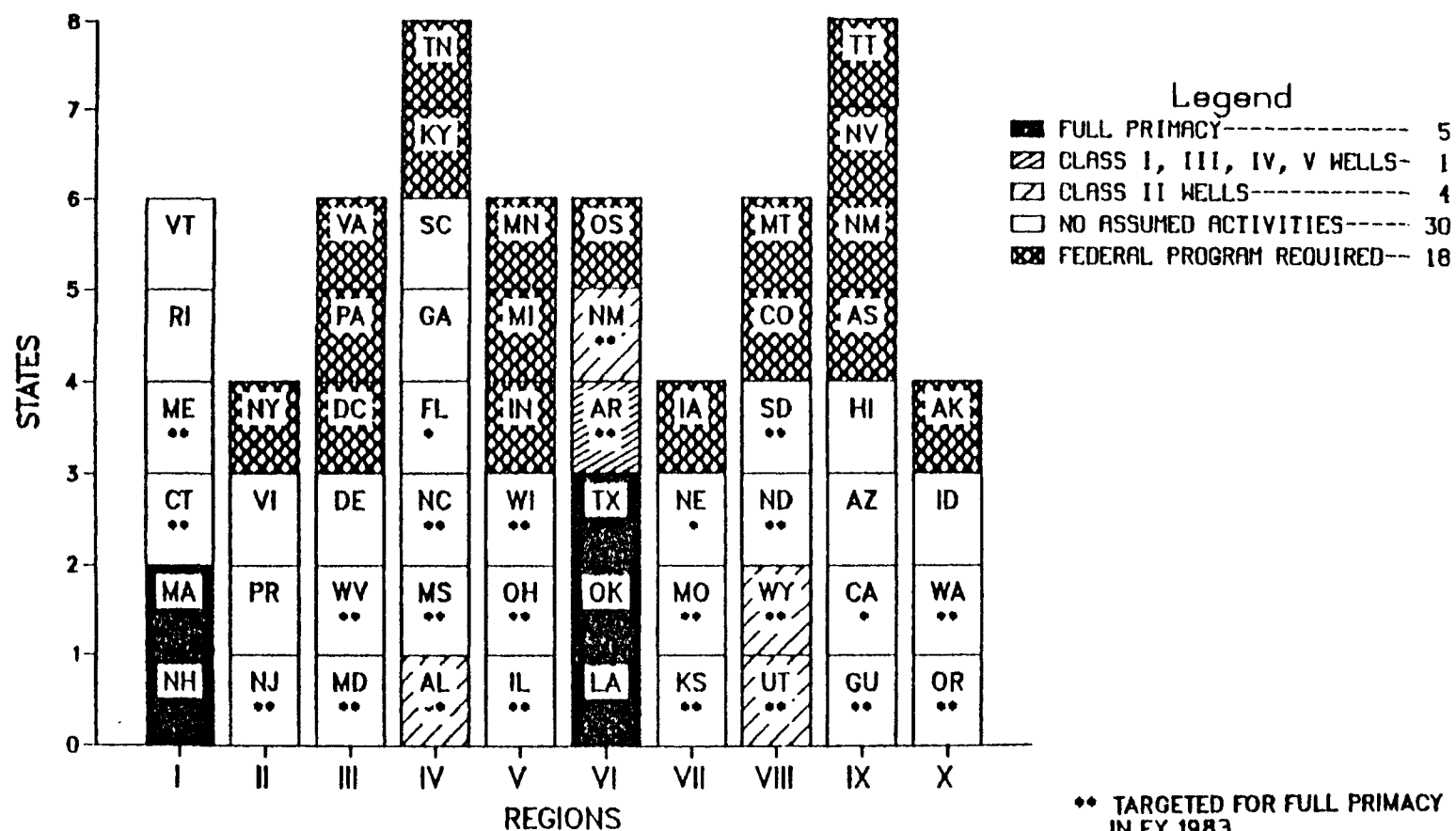
- o PROGRESS IN DELEGATING THE CONSTRUCTION GRANTS AND NPDES PROGRAMS WILL BE REPORTED SEMI-ANNUALLY FROM NOW ON. THE NEXT REPORT WILL BE MADE AT THE CLOSE OF THE SECOND QUARTER.

DELEGATION TO STATES

STATE UNDERGROUND INJECTION CONTROL PROGRAMS

- FY 1982 DELEGATION SCHEDULES WERE RENEGOTIATED WITH THE REGIONS:
 - TWENTY-TWO STATES ARE TARGETED FOR FULL PRIMACY IN FY 1983.
 - THREE STATES ARE TARGETED FOR PARTIAL PROGRAM APPROVAL IN FY 1983.
 - THIRTEEN STATES ARE TARGETED FOR FULL PRIMACY IN FY 1984.
 - EIGHTEEN STATES ARE SCHEDULED FOR DIRECT IMPLEMENTATION.
- THE VIRGIN ISLANDS, PUERTO RICO, DISTRICT OF COLUMBIA, OSAGE INDIAN RESERVATION, GUAM, AMERICAN SAMOA, NORTHERN MARIANA ISLANDS AND TRUST TERRITORY OF THE PACIFIC ARE TREATED AS STATES.
- MASSACHUSETTS ASSUMED FULL PRIMACY AND UTAH AND WYOMING RECEIVED PARTIAL PROGRAM APPROVAL DURING THE FIRST QUARTER. FIVE STATES NOW HAVE FULL PRIMACY.
- OREGON WAS REMOVED FROM THE LIST OF STATES REQUIRING DIRECT IMPLEMENTATION AND IS SCHEDULED FOR FULL PRIMACY IN FY 1983.
- STATE UIC PROGRAMS APPROVED PRIOR TO FY 1983 COVERED MORE THAN 25% OF THE MAY 18, 1982 NATIONAL INVENTORY OF INJECTION WELLS. STATE UIC PROGRAMS APPROVED IN THE FIRST QUARTER FY 1983 COVER 15% OF THE NATIONAL INVENTORY OF INJECTION WELLS FOR A CURRENT TOTAL OF 40% OF ALL INJECTION WELLS. (NOTE: THE NATIONAL INVENTORY IS PERIODICALLY UPDATED AND VERIFIED.)
- STATE UIC PROGRAMS SCHEDULED FOR APPROVAL BY THE END OF FY 1983 WILL COVER ABOUT 80% OF THE MAY 18, 1982 NATIONAL INVENTORY OF INJECTION WELLS.

STATE UIC PROGRAMS APPROVED As Of December 31, 1982



A Federal program is required in those States that have not applied for primacy.

•• TARGETED FOR FULL PRIMACY
IN FY 1983

• TARGETED FOR PARTIAL
PROGRAM APPROVAL IN FY-83

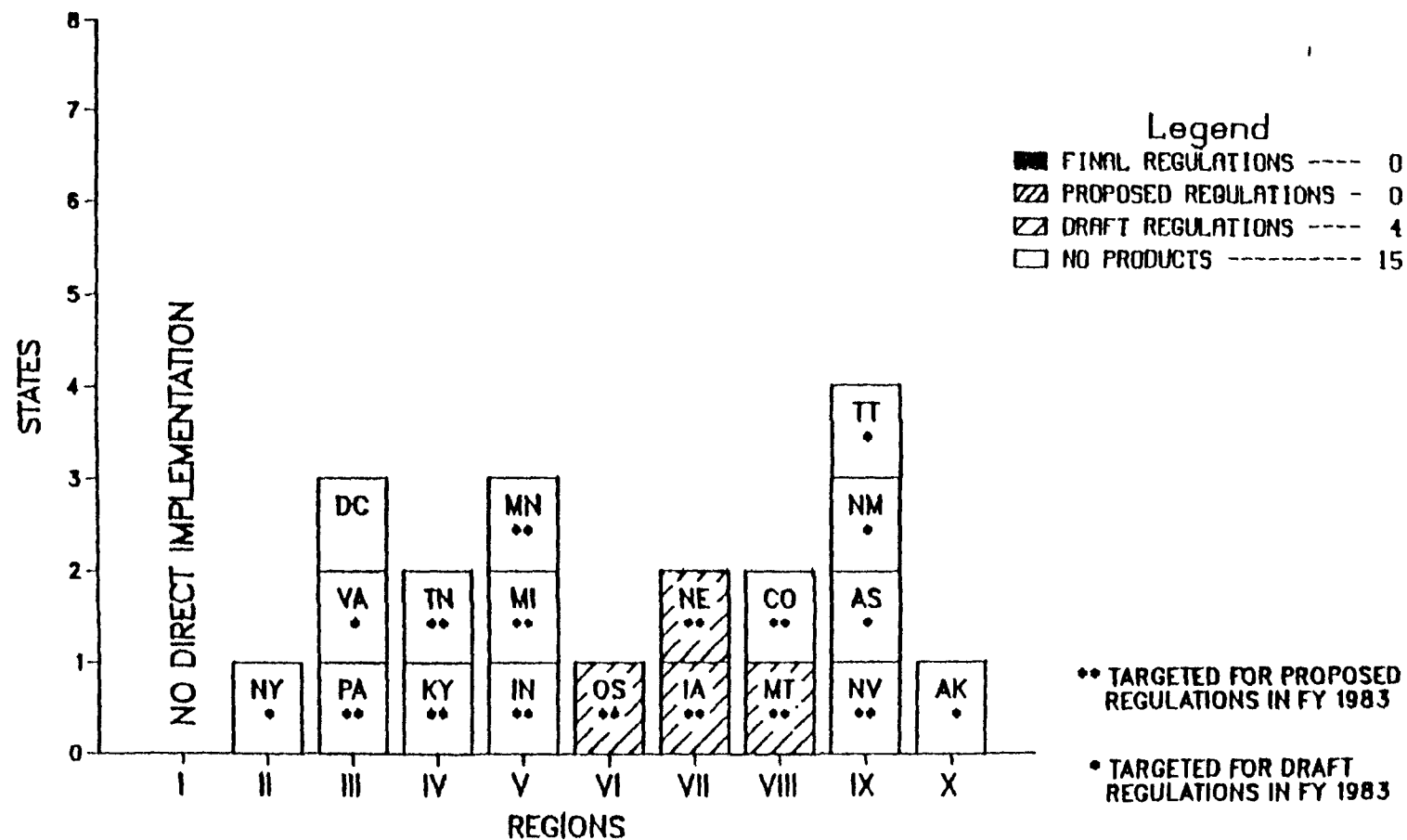
□ TARGETED FOR FULL PRIMACY
IN FY 1984

DELEGATION TO STATES

DIRECT IMPLEMENTATION
UNDERGROUND INJECTION CONTROL PROGRAM

- o THE FOLLOWING DIRECT IMPLEMENTATION SCHEDULES WERE NEGOTIATED WITH THE REGIONAL ADMINISTRATORS DURING THE FIRST QUARTER:
 - TWELVE STATES ARE SCHEDULED FOR PROPOSED RULES IN FY 1983.
 - SIX STATES ARE SCHEDULED FOR DRAFT RULES IN FY 1983.
 - ALL EIGHTEEN STATES ARE SCHEDULED FOR FINAL RULES IN FY 1984.
- o VIRGINIA, COLORADO, AMERICAN SAMOA, THE NORTHERN MARIANA ISLANDS, THE TRUST TERRITORY OF THE PACIFIC AND THE OSAGE INDIAN RESERVATION WERE ADDED TO THE LIST OF STATES REQUIRING DIRECT IMPLEMENTATION.
- o DRAFT RULES WERE DEVELOPED FOR FOUR STATES DURING THE FIRST QUARTER.
- o PROGRAMS TARGETED FOR DIRECT IMPLEMENTATION WILL COVER ABOUT 20% OF THE MAY 18, 1982 NATIONAL INVENTORY OF PERMITTED WELLS.

UIC DIRECT IMPLEMENTATION As Of December 31, 1982



CLASS II WILL BE DROPPED FOR NEBRASKA IF THE
STATE ACHIEVES PRIMACY.

OMSE 1/83

DEVELOPING AND REVIEWING CRITICAL REGULATIONS

<u>ITEM</u>	<u>STATUS</u>
GENERAL PRETREATMENT REGULATIONS	NPRM FOR REMOVAL CREDITS PUBLISHED <u>ON SCHEDULE, 9/28/82.</u>
BEST CONVENTIONAL TECHNOLOGY REGULATIONS	NPRM PUBLISHED <u>12/29/82.</u> (TARGET: <u>6/30/82;</u> DELAY ATTRIBUTED TO OMB).
CONSTRUCTION GRANTS REGULATIONS	FINAL RULE ENTERED RED BORDER REVIEW <u>12/8/82 (TARGET: 10/30/82).</u>
WATER QUALITY STANDARDS REGULATIONS	NPRM PUBLISHED <u>10/29/82 (TARGET:</u> <u>6/15/82;</u> DELAY IS ATTRIBUTED TO OMB).

DEVELOPING AND REVIEWING REGULATIONS

EFFLUENT GUIDELINES

- o EIGHT EFFLUENT GUIDELINES WERE PROMULGATED ON SCHEDULE DURING THE FIRST QUARTER:
 - COAL MINING
 - COIL COATING (PHASE I)
 - LEATHER TANNING AND FINISHING
 - ORE MINING
 - PETROLEUM REFINING
 - PORCELAIN ENAMELING
 - PULP AND PAPER
 - STEAM-ELECTRIC
- o TWELVE OF THE TWENTY-NINE GUIDELINES INCLUDED IN THE COURT-ORDERED SCHEDULE ARE NOW FINAL AND EFFECTIVE.
- o SIX EFFLUENT GUIDELINES WERE PROPOSED ON SCHEDULE DURING THE FIRST QUARTER (FIRST FOUR ARE TARGETED FOR PROMULGATION IN FY 1983 AND THE LAST TWO IN FY 1984):
 - ALUMINUM FORMING
 - BATTERY MANUFACTURING
 - COPPER FORMING
 - FOUNDRIES
 - PESTICIDES
 - PHARMACEUTICALS
- o ALL OTHER EFFLUENT GUIDELINES ARE ON SCHEDULE.
- o BY SEPTEMBER 31, 1983, THE SCHEDULE CALLS FOR A TOTAL OF:
 - EIGHTEEN FINAL EFFLUENT GUIDELINES.
 - TEN PROPOSED EFFLUENT GUIDELINES.

EFFLUENT GUIDELINES SCHEDULE FOR FY '03 PROPOSAL AND PROMULGATION

AS OF DECEMBER 31, 1982

Industry	IMP (F.R. Date)	FY '03	FY '04
		O N D J F M A M J J A S	O N D
Adhesive/Sealants	—**
Aluminum Forming	11/22/82*	
Battery Manufacturing	11/10/82*	
Coil Coating (Can Making Segment)	—**
Copper Forming	11/12/82*	
Electrical & Electronic (Phase I)	8/24/82*	
Electrical & Electronic (Phase II)	—**
Foundries	11/15/82*	
Inorganic Chemicals (Phase II)	—**
Metal Finishing	8/31/82*	
Nonferrous Metals Forming	—**
Nonferrous Metals (Phase I)	—**
Nonferrous Metals (Phase II)	—**
Organic & Plastics Chem	—**
Pesticides	11/30/82**
Pharmaceuticals	11/26/82**
Plastics Molding and Forming	—**

- * Proposal
- Promulgation

Note: This is the
schedule
approved by
the Court on
August 25, 1982.

MEETING PROGRAM COMMITMENTS

CONSTRUCTION GRANTS OBLIGATIONS

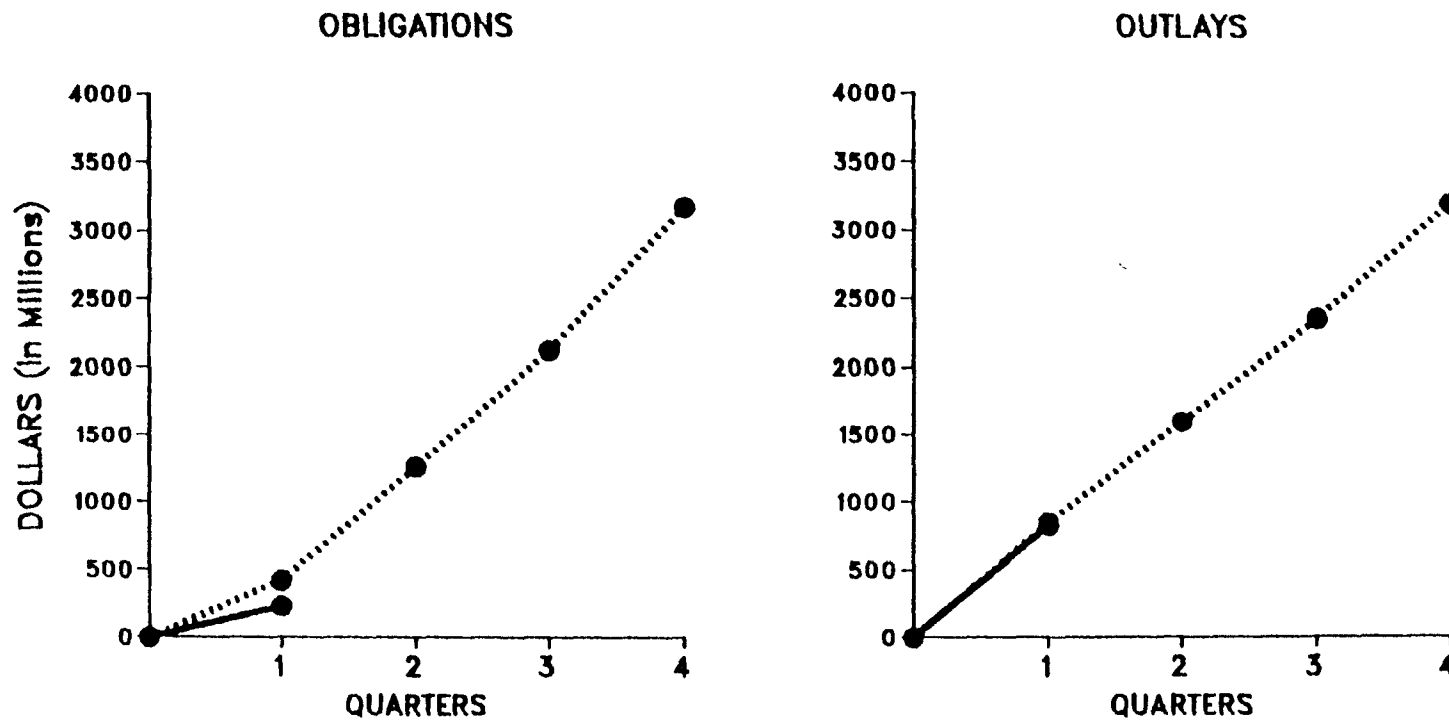
- NATIONALLY, ACTUAL OBLIGATIONS FOR THE FIRST QUARTER WERE ONLY 54% OF THE PLANNED TARGET.
- REGIONS VI AND VII EXCEEDED THEIR OBLIGATION TARGETS BY 40% AND 10% RESPECTIVELY.
- REGIONS III, IV, V AND VIII ACHIEVED LESS THAN 50% OF THEIR OBLIGATION TARGETS.
- THE OFFICE OF WATER IS IN THE PROCESS OF IDENTIFYING THE REASONS FOR THE SHORTFALL. THE REGIONS EXPECT TO BE ON TARGET BY THE END OF THE SECOND QUARTER.

CONSTRUCTION GRANTS OUTLAYS

- NATIONALLY, ACTUAL OUTLAYS FOR THE FIRST QUARTER WERE 98% OF THE PLANNED TARGET.
- ALL REGIONS WERE WITHIN ±5% OF THEIR TARGETS EXCEPT FOR REGIONS VI, VIII AND X WHICH ACHIEVED ABOUT 90% OF THEIR TARGETS.

CONSTRUCTION GRANT PROGRAM OBLIGATIONS AND OUTLAYS

As Of December 31, 1982



OMSE 1/83

● TARGET
● ACTUALS

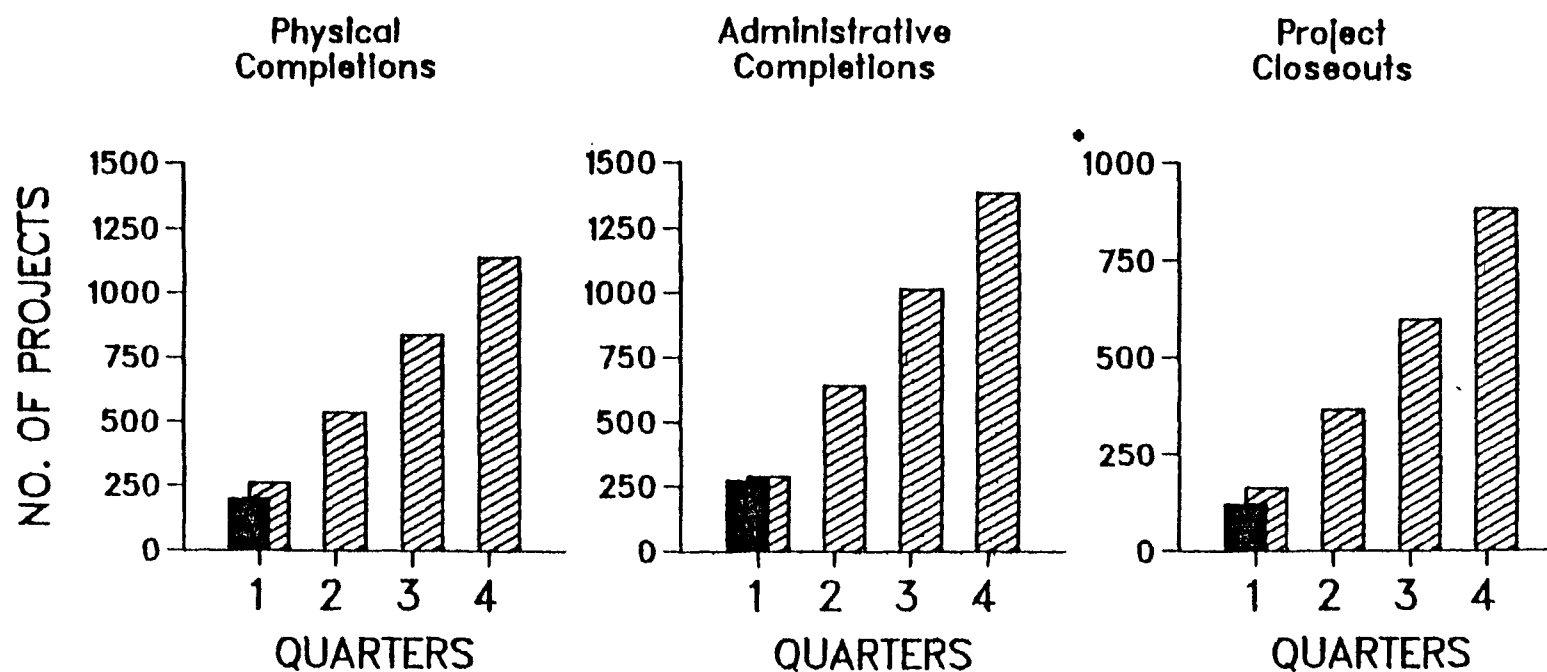
MEETING PROGRAM COMMITMENTS

CONSTRUCTION GRANTS COMPLETIONS AND CLOSEOUTS

- o THE OFFICE OF WATER ACHIEVED 76% OF ITS FIRST QUARTER TARGET FOR PHYSICAL COMPLETIONS. REGION VI COMPLETED 169% OF ITS TARGET WHILE REGIONS I, III, V, AND X ACHIEVED LESS THAN 60% OF THEIR TARGETS.
- o IN THE AREA OF ADMINISTRATIVE COMPLETIONS, THE OFFICE OF WATER ACHIEVED 94% OF ITS FIRST QUARTER TARGET. REGIONS V, VI AND X COMPLETED 118%, 213% AND 273% OF THEIR RESPECTIVE TARGETS. REGIONS II, III, VII AND VIII ACHIEVED LESS THAN 60% OF THEIR TARGETS.
- o THE OFFICE OF WATER ACHIEVED 74% OF ITS FIRST QUARTER TARGET FOR PROJECT CLOSEOUTS. REGIONS I, III AND X COMPLETED 150%, 125% AND 200% OF THEIR TARGETS RESPECTIVELY, WHILE REGIONS V, VII AND VIII COMPLETED ONLY 15%, 25% AND 17% RESPECTIVELY.

CONSTRUCTION GRANT COMPLETIONS/CLOSEOUTS PROJECTS COMPLETED

As Of December 31, 1982



OMSE 1/83

Legend
 ■ ACTUAL
 ▨ TARGET

MEETING PROGRAM COMMITMENTS

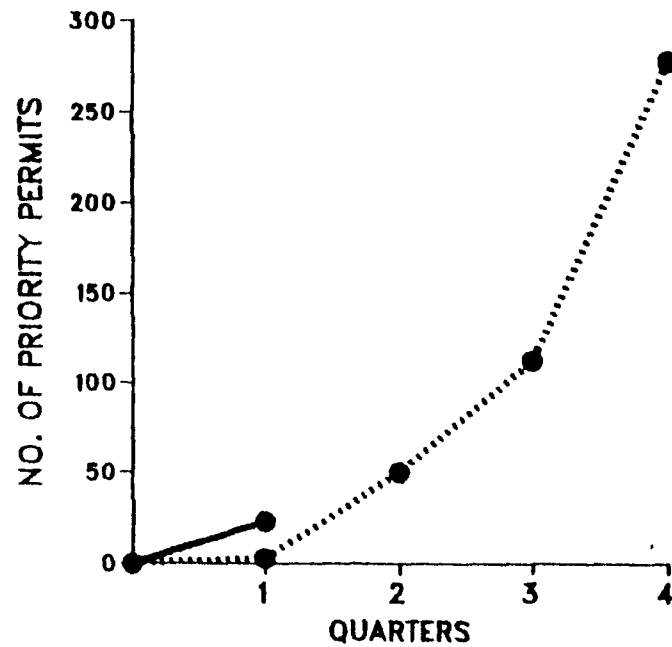
NPDES REPERMITTING

- EPA'S NPDES REPERMITTING BACKLOG INCLUDES APPROXIMATELY 1,175 MAJOR PERMITS AND 9,000 MINOR PERMITS.
- THE BACKLOG IS LARGELY THE RESULT OF PAST DELAYS IN ISSUING EFFLUENT GUIDELINES.
- OF THE 1,175 BACKLOGGED MAJOR PERMITS, 20 ARE FOR FEDERAL FACILITIES, 260 ARE FOR MUNICIPALITIES AND 895 ARE FOR INDUSTRIAL FACILITIES.
- THE OFFICE OF WATER IS CURRENTLY GIVING PRIORITY TO REDUCING THE BACKLOG OF MAJOR INDUSTRIAL PERMITS.
- THE BACKLOG OF MAJOR INDUSTRIAL PERMITS VARIES SIGNIFICANTLY FROM REGION TO REGION DEPENDING UPON THE DEGREE OF DELEGATION OF THE NPDES PROGRAM. THE LARGEST BACKLOGS ARE IN THE INDUSTRIAL REGIONS WHICH HAVE NOT COMPLETED DELEGATION (I.E., REGIONS I, IV, VI AND X).
- TWO HUNDRED AND SEVENTY-SIX INDUSTRIAL PERMITS (INCLUDING SOME MINORS) HAVE BEEN TARGETED FOR REISSUANCE IN FY 1983.
- THREE INDUSTRIAL PERMITS WERE TARGETED FOR REISSUANCE IN THE FIRST QUARTER. TWENTY-THREE (INCLUDING SOME MINORS) WERE REISSUED.
- REGION VIII PERFORMED PARTICULARLY WELL BY REISSUING TEN INDUSTRIAL PERMITS OVER ITS TARGET. IN FACT, THE REGION MET 67% OF ITS END-OF-YEAR TARGET BY THE END OF THE FIRST QUARTER.

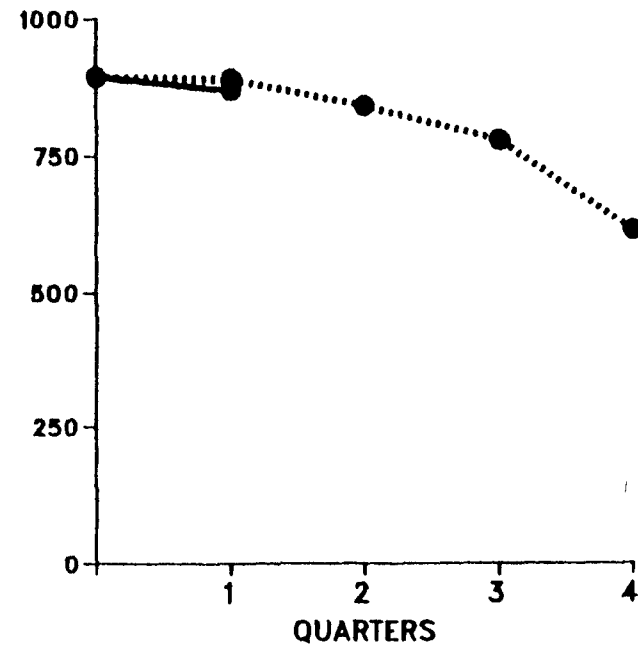
REDUCING REPERMITTING BACKLOG

As Of December 31, 1982

PERMITS TO BE REISSUED



REDUCTION IN MAJOR INDUSTRIAL PERMIT BACKLOG



● TARGET
.....
● ACTUALS

OMSE 1/83

MEETING PROGRAM COMMITMENTS

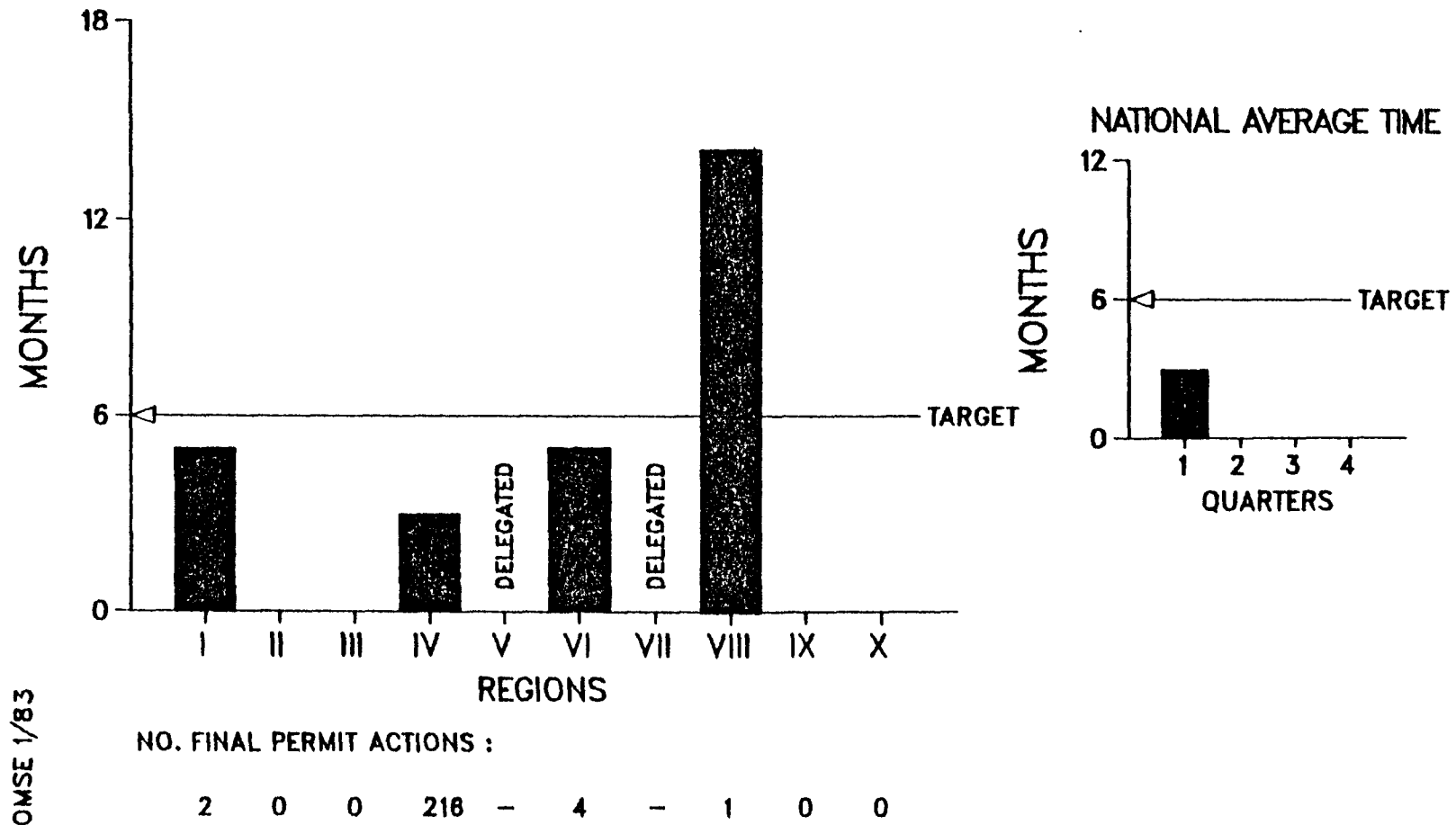
NPDES PERMIT PROCESSING FOR NEW FACILITIES

- o DURING THE FIRST QUARTER, THE OFFICE OF WATER REPORTED A NATIONAL AVERAGE OF THREE MONTHS FOR PROCESSING AN NPDES NEW FACILITY PERMIT FROM RECEIPT OF A COMPLETE APPLICATION TO PERMIT ISSUANCE. THIS IS SIGNIFICANTLY LESS THAN THE AGENCY TARGET OF SIX MONTHS AND IS AN OUTSTANDING ACHIEVEMENT.

- o THE ANOMALY IN REGION VIII IS DUE TO THE REGION PROCESSING ONE OF ITS OLDER BACKLOGGED PERMITS.

NPDES - NEW FACILITIES

Average Permit Processing Time
Complete Application To Final Action
As Of December 31, 1982



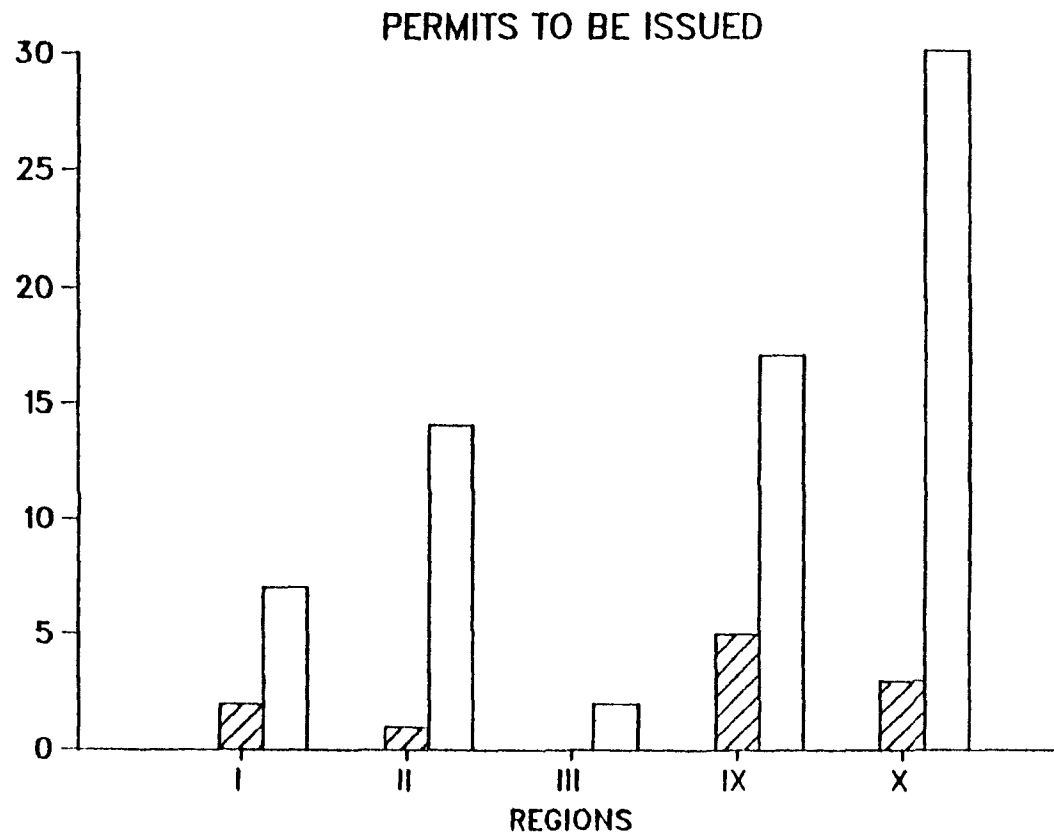
MEETING PROGRAM COMMITMENTS

301(h) PERMITS

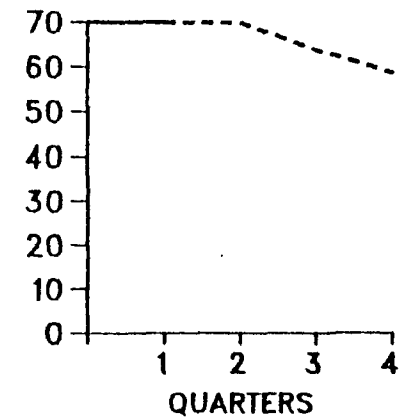
- THE ORDER DELEGATING 301(h) WAIVER DECISIONS TO THE REGIONS WAS SIGNED ON DECEMBER 30, 1982.
- THE OFFICE OF WATER RECEIVED SEVENTY 301(h) APPLICATIONS PRIOR TO THE ORIGINAL SEPTEMBER 13, 1979 DEADLINE. NO FINAL PERMITS HAVE BEEN ISSUED SINCE THAT TIME.
 - ELEVEN TENTATIVE 301(h) WAIVER DECISIONS WERE MADE DURING THE FIRST QUARTER, BRINGING THE TOTAL OF WAIVER DECISIONS ISSUED TO DATE TO TWENTY-FOUR.
 - FORTY-SIX APPLICATIONS ARE STILL AWAITING TENTATIVE DECISION (FORTY OF THOSE DECISIONS ARE TO BE DELEGATED TO THE REGIONS; SIX WILL BE MADE IN HEADQUARTERS).
 - THE REGIONS WILL DEVELOP THE DRAFT AND FINAL PERMITS.
- NINE DRAFT PERMITS ARE SCHEDULED TO BE COMPLETED IN FY 1983, BRINGING THE TOTAL OF DRAFT PERMITS ISSUED SINCE SEPTEMBER 13, 1979 TO 15.
- ONE DRAFT PERMIT WAS SCHEDULED TO BE ISSUED BY REGION IX DURING THE FIRST QUARTER. IT WAS NOT ISSUED.
- ELEVEN FINAL PERMITS (OUT OF SEVENTY APPLICATIONS) ARE SCHEDULED TO BE COMPLETED BY THE END OF FY 1983.
- ONE HUNDRED AND FORTY-FOUR NEW APPLICATIONS HAVE BEEN RECEIVED IN RESPONSE TO THE NEW DECEMBER 12, 1982 APPLICATION DEADLINE.

301(h) PERMITS

As Of December 31, 1982



BACKLOG REDUCTION



ACTUAL
TARGET

Legend

- FINAL PERMITS COMPLETED
- ▨ FINAL PERMITS TARGETED FOR FY 1983
- PERMIT BACKLOG

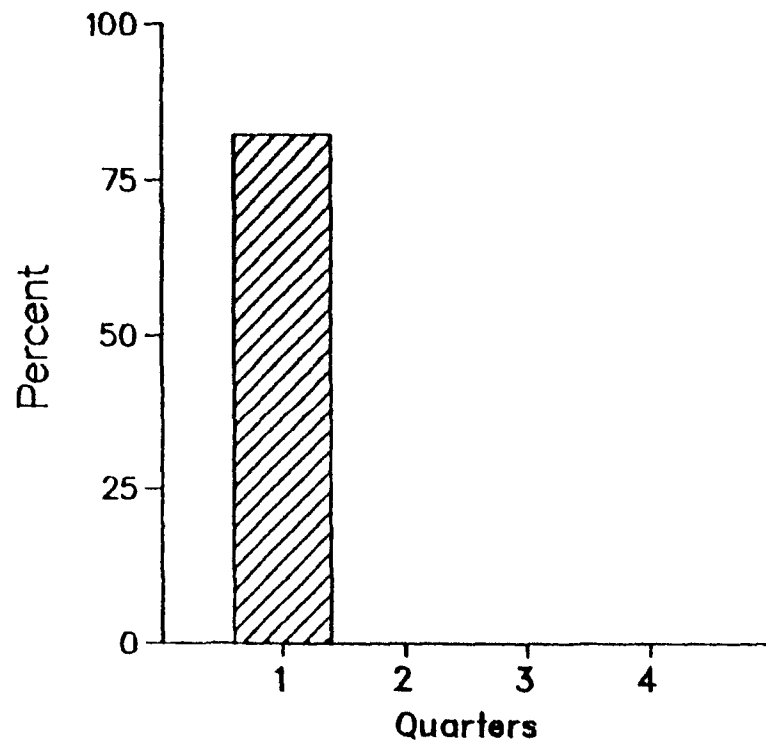
OMSE 1/83

ENFORCEMENT

- THE DRAFT FY 1983 MUNICIPAL COMPLIANCE IMPROVEMENT POLICY WAS ISSUED ON TIME.
- THE REGIONS ARE MAKING USE OF THE NEW AGENCY-WIDE DEFINITION OF SIGNIFICANT NON-COMPLIANCE FOR DETERMINING COMPLIANCE RATES.
- RESPONSIBILITY FOR TRACKING POTW COMPLIANCE RATES WAS TRANSFERRED FROM THE OFFICE OF WATER PROGRAM OPERATIONS TO THE OFFICE OF WATER ENFORCEMENT AND PERMITS.
- AS A RESULT OF THE USE OF THE NEW DEFINITION AND THE CHANGES IN TRACKING RESPONSIBILITIES, THE UNIVERSE OF INDUSTRIAL AND MUNICIPAL SOURCES TRACKED FOR THE FIRST QUARTER DIFFERS FROM THAT TRACKED IN FY 1982 AND FOR WHICH FY 1983 TARGETS WERE DEVELOPED. THE DATA PROVIDED BY THE OFFICE OF WATER CANNOT, THEREFORE, BE USED THIS QUARTER TO IDENTIFY TRENDS OR PROGRESS AGAINST TARGETS.
- THE OFFICE OF WATER WAS UNABLE TO PROVIDE INFORMATION ON THE ADMINISTRATIVE ORDERS AND NOTICES OF VIOLATION RESOLVED. THE ENFORCEMENT ACTION MODULE HAS NOT YET BEEN ADDED TO THE PERMIT COMPLIANCE SYSTEM. THE PROGRAM NOW ESTIMATES THAT IT WILL TAKE UNTIL THE THIRD QUARTER BEFORE THEY CAN PROVIDE THIS INFORMATION.

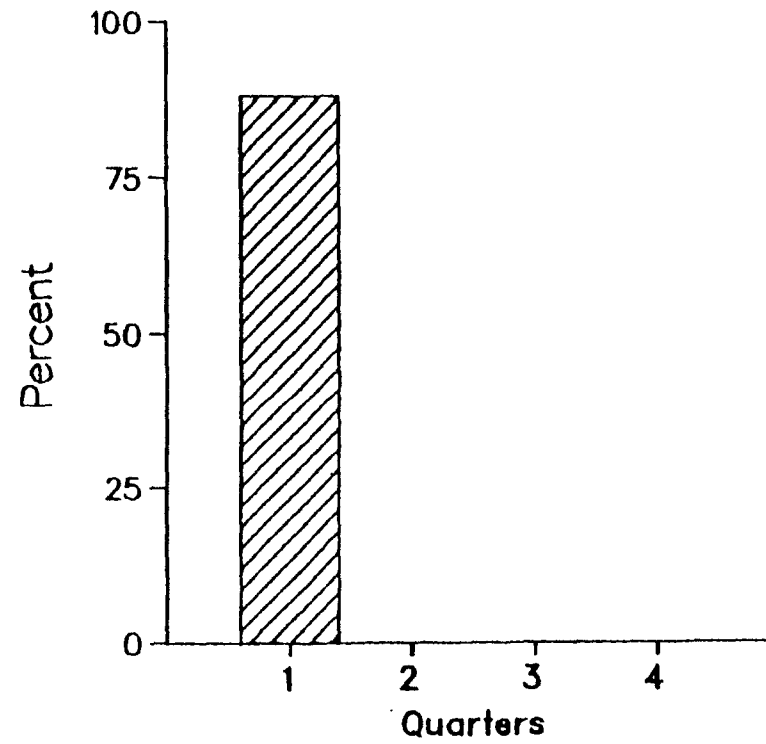
PERCENT OF SOURCES IN COMPLIANCE
As Of December 31, 1982

Major POTWs



Number of Sources Measured: 2,435

Major Industrials



Number of Sources Measured: 3,106

OMSE 1/83

OFFICE OF SOLID WASTE AND EMERGENCY RESPONSE

TABLE OF CONTENTS

<u>GOAL</u>	<u>PAGE</u>
DELEGATION TO STATES.....	70
MEETING PROGRAM COMMITMENTS.....	75
ENFORCEMENT.....	82

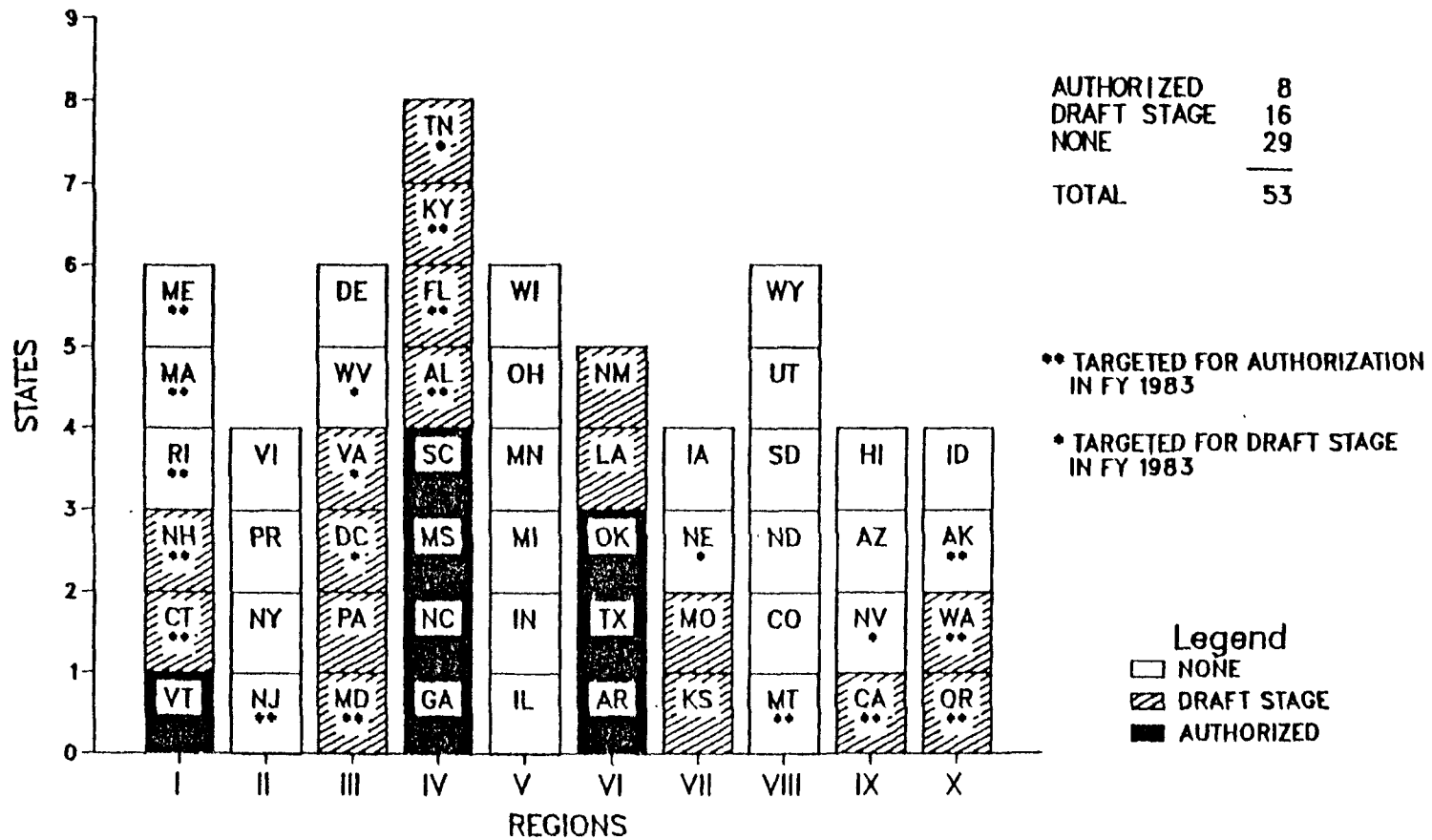
DELEGATION TO STATES

RCRA-C PHASE II STATE AUTHORIZATION

- o THE TARGET FOR FY 83 IS TO HAVE TWENTY-THREE STATES AUTHORIZED FOR PHASE II. VERMONT, SOUTH CAROLINA AND OKLAHOMA OBTAINED PHASE II AUTHORIZATION DURING FIRST QUARTER, BRINGING THE TOTAL TO EIGHT.
- o REGIONS IV AND VI ARE FURTHEST ALONG IN DELEGATING PHASE II.
- o KENTUCKY WAS NOT AUTHORIZED IN FIRST QUARTER AS TARGETED BECAUSE FURTHER CLARIFICATION FROM THE STATE'S ATTORNEY GENERAL WAS REQUIRED. AUTHORIZATION IS NOW ANTICIPATED TO OCCUR DURING SECOND QUARTER.
- o THIRTEEN STATES--PUERTO RICO, VIRGIN ISLANDS, DELAWARE, ILLINOIS, INDIANA, MICHIGAN, MINNESOTA, OHIO, WISCONSIN, IOWA, KANSAS, COLORADO AND SOUTH DAKOTA--PLAN TO GO DIRECTLY TO FINAL AUTHORIZATION. WYOMING DOES NOT INTEND TO ADOPT THE RCRA PROGRAM.

DELEGATION STATUS OF RCRA — PHASE II

As Of December 31, 1982



OMSE 1/83

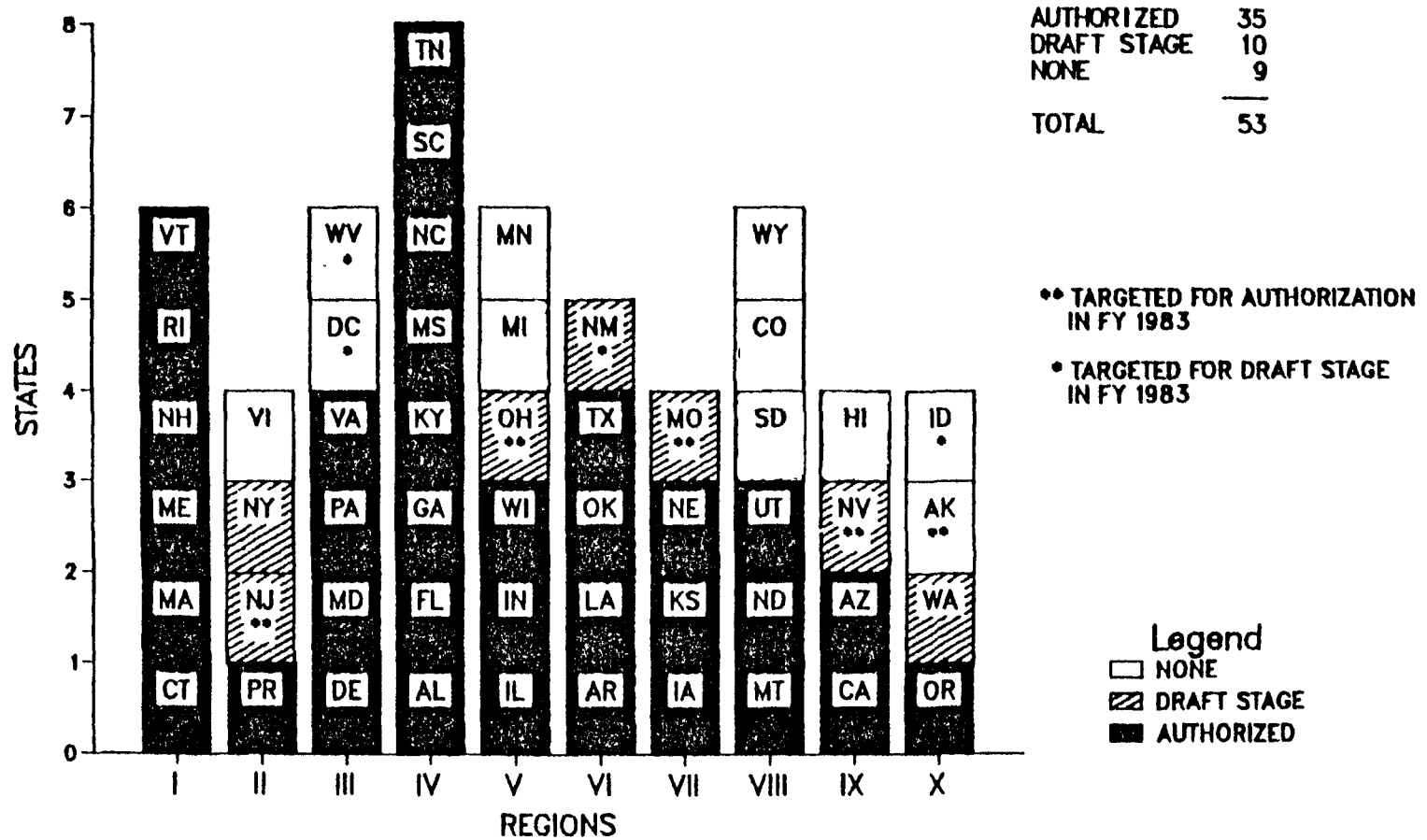
DELEGATION TO STATES

RCRA-C PHASE I STATE AUTHORIZATION

- THE TARGET FOR FY 83 IS TO HAVE 40 STATES AUTHORIZED FOR PHASE I. PUERTO RICO OBTAINED PHASE I AUTHORIZATION DURING THE FIRST QUARTER, BRINGING THE TOTAL TO 35.
- NEW JERSEY DID NOT SUBMIT ITS FINAL APPLICATION UNTIL DECEMBER 30, 1982. AUTHORIZATION, ORIGINALLY TARGETED FOR FIRST QUARTER, IS NOW ANTICIPATED TO OCCUR DURING SECOND QUARTER.
- NEW YORK'S APPLICATION IS ON HOLD DUE TO ELECTION OF A NEW GOVERNOR AND APPOINTMENT OF A NEW COMMISSIONER FOR THE DEPARTMENT OF ENVIRONMENTAL CONSERVATION.
- FIVE STATES--VIRGIN ISLANDS, MICHIGAN, MINNESOTA, COLORADO AND SOUTH DAKOTA--PLAN TO GO DIRECTLY TO FINAL AUTHORIZATION.
- WYOMING DOES NOT INTEND TO ADOPT THE RCRA PROGRAM; REGION VIII WILL IMPLEMENT IT.

DELEGATION STATUS OF RCRA – PHASE I

As Of December 31, 1982



OMSE 1/83

MEETING PROGRAM COMMITMENTS

- o ISSUED THE PROPOSED SUPERFUND NATIONAL PRIORITY LIST OF 418 SITES ON DECEMBER 20, 1982. THE SITES ARE RANKED BY DEGREE OF POTENTIAL THREAT TO HEALTH AND THE ENVIRONMENT. WHEN FINAL, THE LIST WILL REPLACE THE CURRENT INTERIM PRIORITY LIST OF 160 SITES AND WILL BE REVISED ON A QUARTERLY BASIS.
- o IT APPEARS THAT VERY LITTLE RCRA PERMITTING ACTIVITY OCCURRED DURING FIRST QUARTER.
 - EXISTING FACILITIES (ACTIVITY SINCE INCEPTION OF PROGRAM IN FY 82).
 - 701 STORAGE AND TREATMENT PERMITS HAVE BEEN CALLED TO DATE. EPA IS IN PROCESS OF REVIEWING 342 APPLICATIONS.
 - 84 OUT OF 179 INCINERATION PERMITS HAVE BEEN CALLED TO DATE. EPA IS IN PROCESS OF REVIEWING 51 APPLICATIONS. WE HAVE ISSUED ONE INCINERATION PERMIT.
 - LAND DISPOSAL REGULATIONS BECAME EFFECTIVE ON JANUARY 26, 1983. APPLICATIONS FOR EXISTING LAND DISPOSAL FACILITIES CAN NOW BE CALLED IN. OSWER PLANS TO CALL IN 231 APPLICATIONS, CONCENTRATING ON THE LARGEST SITES AND THE ONES WITH THE GREATEST POTENTIAL PROBLEMS FIRST.
 - NEW FACILITIES (ACTIVITY SINCE INCEPTION OF PROGRAM IN FY 82).
 - TWENTY-THREE APPLICATIONS FOR STORAGE AND TREATMENT FACILITIES HAVE BEEN RECEIVED. THREE PERMITS HAVE BEEN ISSUED.
 - FIVE APPLICATIONS FOR INCINERATION FACILITIES HAVE BEEN RECEIVED.
 - SIX APPLICATIONS FOR DISPOSAL FACILITIES HAVE BEEN RECEIVED. ONE PERMIT HAS BEEN ISSUED.

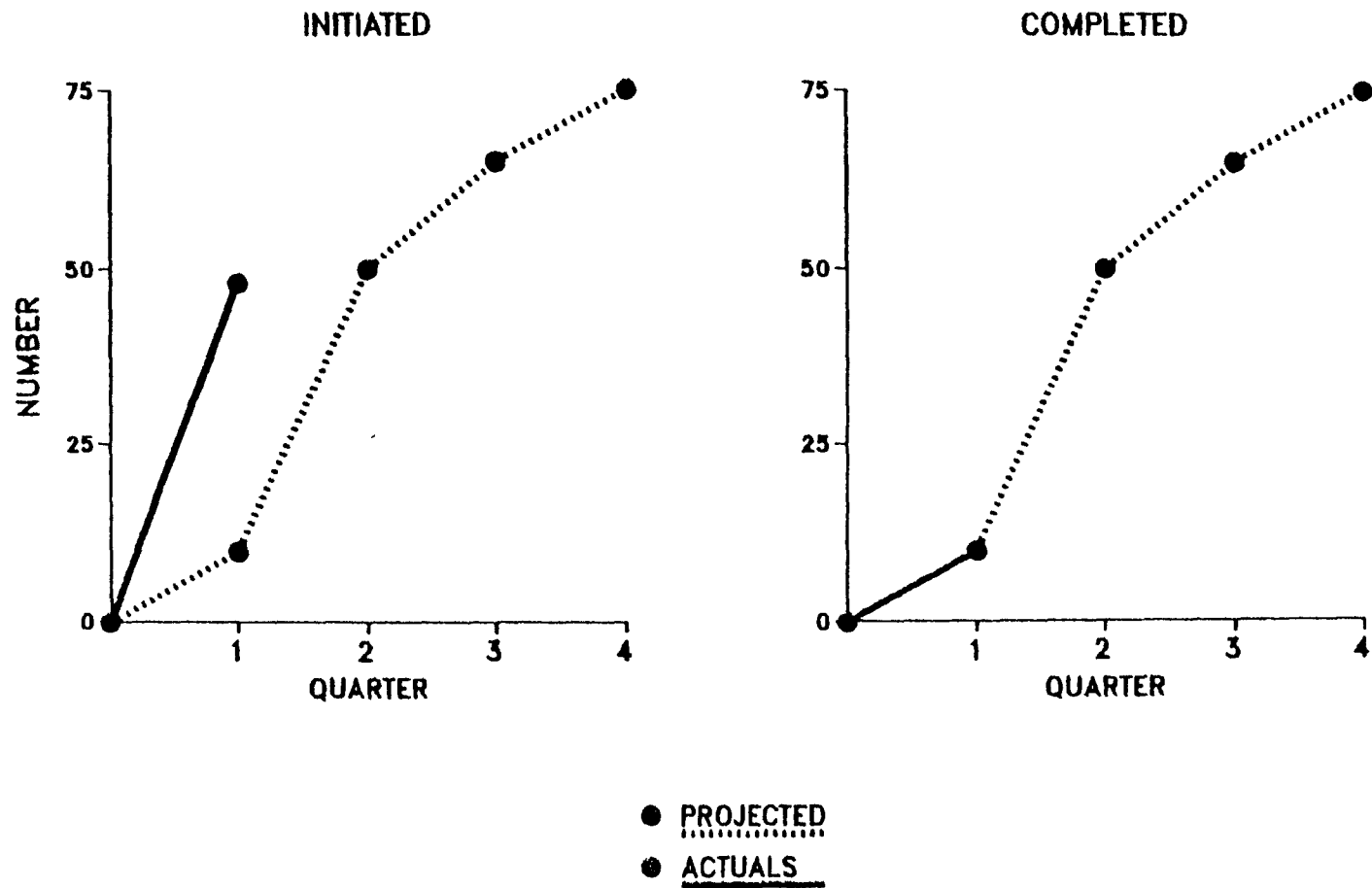
MEETING PROGRAM COMMITMENTS

SUPERFUND REMEDIAL ACTION MASTER PLANS

- REMEDIAL ACTION MASTER PLANS (RAMPS) SUMMARIZE AVAILABLE INFORMATION ON SUPERFUND SITES AND PROPOSE STRATEGIES FOR UNDERTAKING NECESSARY REMEDIAL WORK.
- FORTY-FIVE RAMPS WERE INITIATED FOR NATIONAL PRIORITY LIST SITES, EXCEEDING THE FIRST QUARTER TARGET BY THIRTY-FIVE.
- AS PROJECTED, TEN RAMPS WERE COMPLETED DURING FIRST QUARTER.

FY 83 SUPERFUND REMEDIAL ACTION MASTER PLANS

As Of December 31, 1982



OMSE 1/83

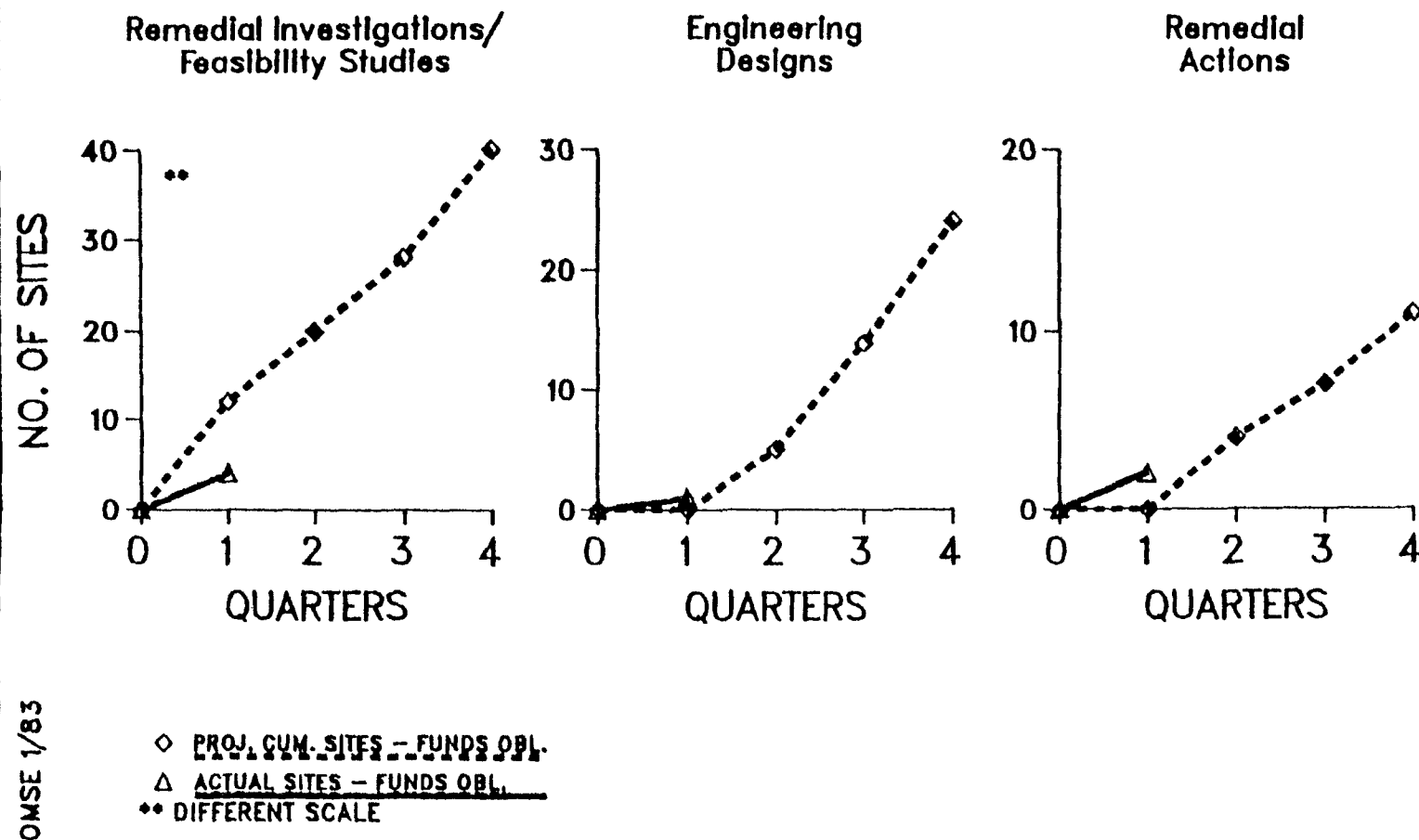
MEETING PROGRAM COMMITMENTS

SUPERFUND SITE REMEDIAL ACTIVITIES

- REMEDIAL WORK WAS UNDERWAY AT 62 SITES AT THE END OF THE FIRST QUARTER.
- MAJOR IMPLEMENTATION PROJECTS COSTING APPROXIMATELY \$7.4 MILLION WERE COMPLETED AT FOUR PRIORITY SITES (E. G., CONSTRUCTION OF A SLURRY WALL AND INSTALLATION OF A CLAY CAP WERE COMPLETED AT THE NASHUA, NEW HAMPSHIRE SITE).
- FIVE STATE COOPERATIVE AGREEMENTS WERE AWARDED DURING THE FIRST QUARTER. THESE AGREEMENTS GIVE THE STATES THE PROJECT LEAD FOR 93.2% OF THE SUPERFUND REMEDIAL DOLLARS OBLIGATED DURING FIRST QUARTER.
- \$110 MILLION IS TARGETED TO BE OBLIGATED FOR REMEDIAL ACTIVITIES DURING FY 83 (I.E., REMEDIAL INVESTIGATIONS/FEASIBILITY STUDIES, ENGINEERING DESIGNS AND IMPLEMENTATION).
- DURING FIRST QUARTER \$8.3 MILLION WAS ALLOCATED FOR REMEDIAL ACTIVITIES.
- OF THE ABOVE TOTAL, \$5.2 MILLION WAS OBLIGATED FOR:
 - REMEDIAL INVESTIGATION/FEASIBILITY STUDIES (RI/FS) AT FOUR NEW SITES. THE FIRST QUARTER TARGET CALLED FOR THE INITIATION OF 12 RI/FS. THIS PROGRAM SHORTFALL WILL REQUIRE EXPLICIT CORRECTIVE MEASURES FROM PROGRAM STAFF DURING THE SECOND QUARTER.
 - ENGINEERING DESIGN AT ONE NEW SITE; AHEAD OF TARGET.
 - IMPLEMENTATION ACTIVITIES AT TWO NEW SITES; AHEAD OF TARGET.

FY 83 SUPERFUND SITE REMEDIAL ACTIVITIES INITIATED

As Of December 31, 1982



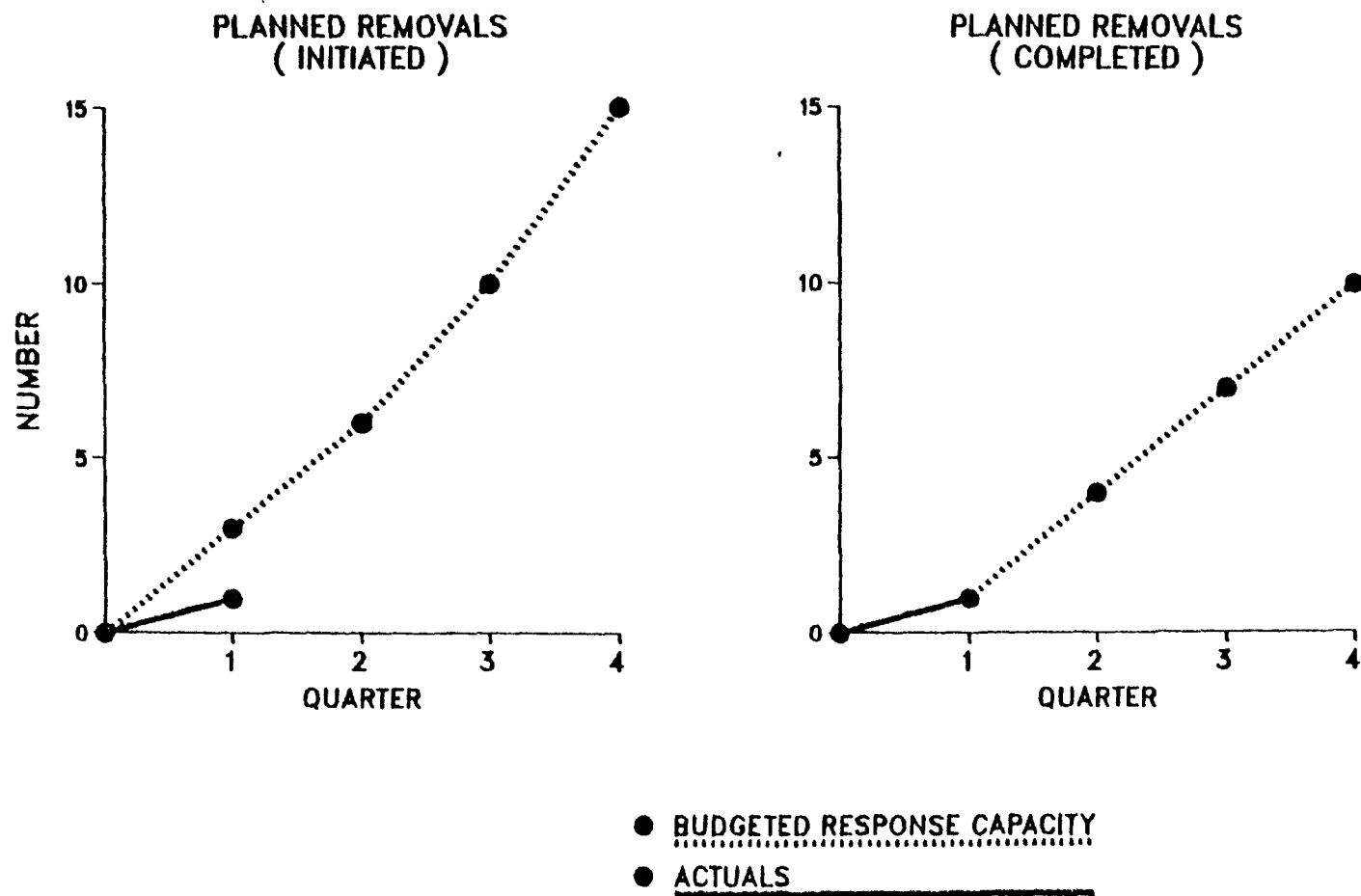
MEETING PROGRAM COMMITMENTS

SUPERFUND REMOVAL ACTIVITIES

- APPROXIMATELY \$1.1 MILLION WAS OBLIGATED FOR REMOVAL ACTIVITIES DURING THE FIRST QUARTER. THIS IS WITHIN APPROVED BUDGET LEVELS.
- ONE PLANNED REMOVAL ACTIVITY WAS INITIATED AND TWO WERE COMPLETED.
- TEN IMMEDIATE REMOVAL ACTIONS WERE INITIATED AND EIGHTEEN ACTIONS WERE COMPLETED.
- EPA UNDERTOOK 95 OTHER EPA ON-SCENE RESPONSE ACTIVITIES, PARTICULARLY OVERSIGHT, COORDINATION AND TECHNICAL ASSISTANCE FOR REMOVAL OPERATIONS CONDUCTED BY RESPONSIBLE PARTIES OR STATE/LOCAL AUTHORITIES.

SUPERFUND REMOVAL ACTIVITIES FOR FY 83

As Of December 31, 1982



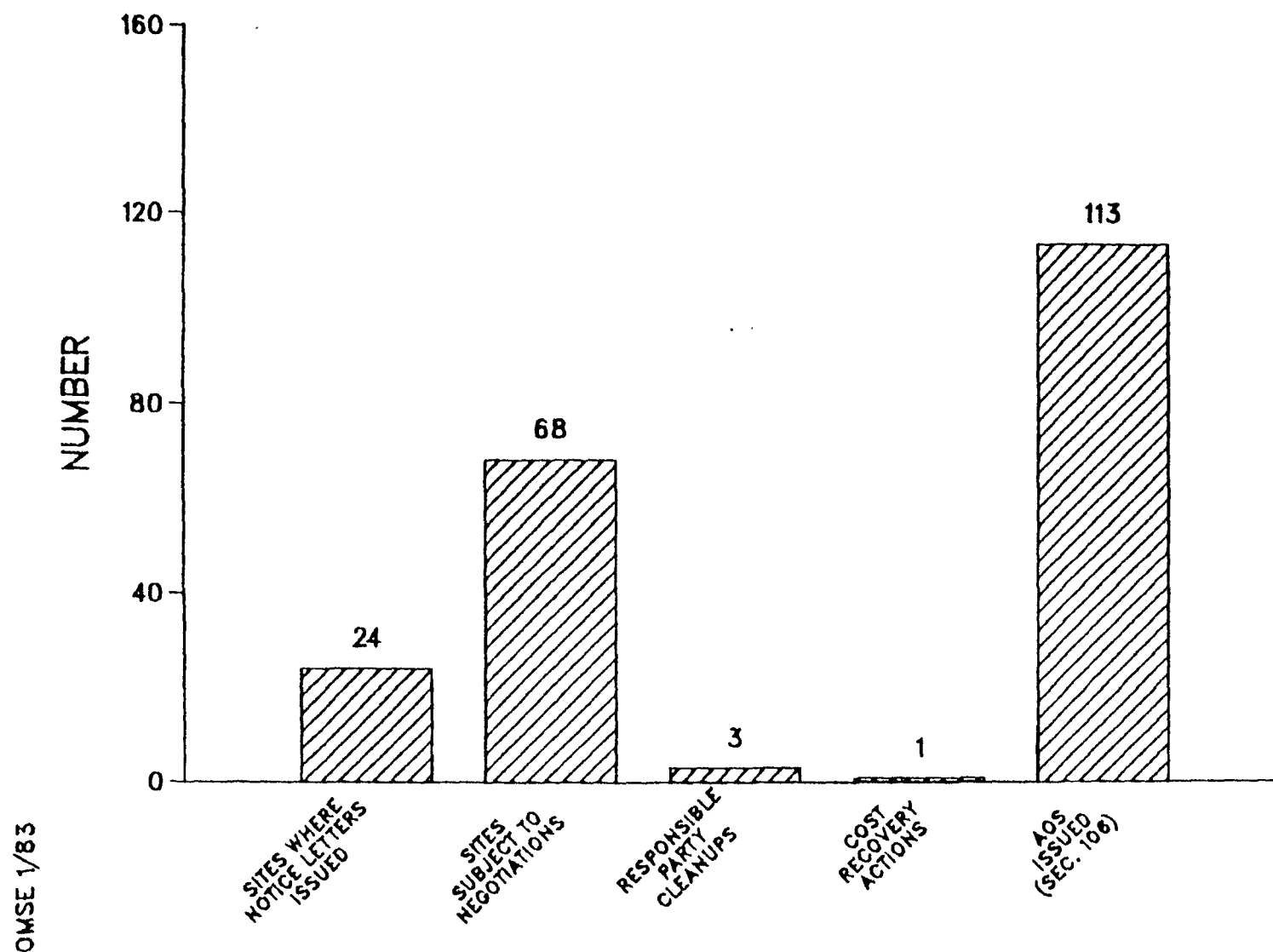
OMSE 1/83

ENFORCEMENT

SUPERFUND ENFORCEMENT ACTIVITY

- DURING FIRST QUARTER, 316 NOTICE LETTERS WERE ISSUED FOR 24 SITES.
- NEGOTIATIONS ARE UNDERWAY WITH RESPONSIBLE PARTIES AT 68 SITES.
- DURING FIRST QUARTER, 113 ADMINISTRATIVE ORDERS WERE ISSUED. ONE HUNDRED AND TWELVE OF THE ORDERS WERE ISSUED ON CONSENT TO RESPONSIBLE PARTIES AT THE CHEM-DYNE, OHIO SITE.
- EPA OBTAINED PRIVATE PARTY CLEANUPS WORTH APPROXIMATELY \$35.5 MILLION AT 3 SITES: GRATIOT COUNTY, MICHIGAN, SEYMOUR, INDIANA AND SOLVENTS RECOVERY SERVICE, CONNECTICUT.
- EPA NEGOTIATED A COST RECOVERY ACTION WORTH \$14 MILLION WITH VELSICOL CORPORATION FOR ITS GRATIOT COUNTY, MICHIGAN SITE. OF THE \$14 MILLION, \$13.5 MILLION WENT TO THE STATE OF MICHIGAN AND \$500 THOUSAND WENT TO EPA.

SUPERFUND ENFORCEMENT ACTIVITY FOR FY 83 As Of December 31, 1982



ENFORCEMENT

RCRA ENFORCEMENT ACTIVITY

- DATA WAS NOT PROVIDED BY THE PROGRAM FOR COMPLIANCE MONITORING INSPECTIONS, MAJOR FACILITIES WITH CLASS I VIOLATIONS DETECTED, AND COMPLIANCE ORDERS ISSUED FOR MAJOR FACILITIES WITH CLASS I VIOLATIONS DURING FIRST QUARTER.
- PROBLEMS WITH THE HAZARDOUS WASTE DATA MANAGEMENT SYSTEM (WHICH IS TO PROVIDE THE INFORMATION) ARE EXPECTED TO BE RESOLVED PRIOR TO PREPARATION OF THE SECOND QUARTER REPORT.
- QUARTERLY INSPECTION TARGETS AND THE LIST OF "MAJOR" RCRA FACILITIES ARE STILL BEING NEGOTIATED BETWEEN OSWER AND THE REGIONS. THE INSPECTION TARGETS AND LIST OF MAJORS WILL BE AVAILABLE BY SECOND QUARTER.

RCRA ENFORCEMENT ACTIVITY FOR FY 1983
As Of December 31, 1982

DATA UNAVAILABLE

OMSE 1/83

OFFICE OF ADMINISTRATION

DEVELOPING AND REVIEWING CRITICAL REGULATIONS

<u>ITEM</u>	<u>STATUS</u>
o GRANT REGULATIONS	
- INTERGOVERNMENTAL REVIEW OF FEDERAL PROGRAMS (40 CFR, PART 29)	SUBMITTED TO OMB AFTER <u>MINOR DELAY.</u>
- GENERAL REGULATIONS FOR ASSISTANCE PROGRAMS (40 CFR, PART 30)	REVISED SCHEDULE REFLECTS <u>TWO MONTHS DELAY</u> DUE TO CONFLICT BETWEEN ORD AND ODW OVER QUALITY ASSURANCE REQUIREMENTS. <u>THE ISSUE HAS BEEN RESOLVED.</u>

OFFICE OF ADMINISTRATION

MEETING PROGRAM COMMITMENTS

ITEM

STATUS

FIRST TWO ELEMENTS OF OA'S COMPREHENSIVE
REVIEW OF EPA PROCUREMENT PROCEDURES AND
PROCESSES:

- PROCUREMENT DEVELOPMENT AND SOLICITATION

REPORTS WITH RECOMMENDATIONS
FOR IMPROVEMENTS WERE
SUBMITTED TO AA ON SCHEDULE.

- COMPUTER PROGRAM FOR MERIT PAY STATISTICAL
ANALYSIS

DEVELOPED ON SCHEDULE.

OFFICE OF POLICY AND RESOURCE MANAGEMENT

MEETING PROGRAM COMMITMENTS

- WORKPLAN FOR ESTABLISHING WATER REGULATORY REFORM STRATEGY DEVELOPED ON SCHEDULE.
- RED BORDER REVIEW TARGETS:
 - MET 100% OF DEADLINES FOR PRELIMINARY ANALYSIS.
 - MET 53% OF DEADLINES FOR POST-OMB CONCURRENCE.
 - NEW OMB REQUIREMENT WILL PROBABLY ADD TO OPRM'S REVIEW TIME IN FUTURE QUARTERS.
- DRAFT TECHNICAL GUIDANCE DOCUMENTS FOR GEOGRAPHIC PROGRAM INTEGRATION COMPLETED ON SCHEDULE.

MEETING PROGRAM COMMITMENTS (continued)

- o COMPLETED ON SCHEDULE THE ANALYSIS OF HEALTH SCORING TECHNIQUES AND EXPANDED METHODOLOGY FOR ASSESSING ENVIRONMENTAL EFFECTS.
- o MONTHLY CURRENT YEAR ALLOWANCES WERE ISSUED TO ALLOWANCE HOLDERS WITH ONLY MINOR DELAY.
- o REVIEWS OF REPORTING BURDEN IMPOSED BY EPA REGULATIONS ARE 4 1/2 MONTHS BEHIND SCHEDULE.
- o GUIDANCE ON PREPARATION AND USE OF ENVIRONMENTAL MANAGEMENT REPORTS WAS ISSUED ON SCHEDULE.

OFFICE OF RESEARCH AND DEVELOPMENT

IMPROVING THE QUALITY OF EPA SCIENCE

<u>CLIENT</u>	<u>ITEM</u>	<u>STATUS</u>
ALL PROGRAMS	REVIEW OF EXPLORATORY RESEARCH CENTERS	SCHEDULE REVISED AFTER INITIAL REVIEW INDICATED NEED FOR ADDITIONAL WORK. (REVISED COMPLETION DATE: MARCH 15, 1983)
ALL PROGRAMS	TECHNICAL GUIDELINES FOR DATA QUALITY ASSURANCE	DRAFT ISSUED FOR AGENCY- WIDE REVIEW <u>ON SCHEDULE</u> ; ANALYSIS AND TABULATION OF METHOD PERFORMANCE CHARACTERISTICS COMPLETED <u>ON SCHEDULE</u> .
OPTS	REPORT ON RESULTS OF ACUTE TOXICITY TEST VALIDATION.	COMPLETED <u>ON SCHEDULE</u> .
OSWER	POST-CLOSURE GROUNDWATER MONITORING SYSTEM FOR HAZARDOUS WASTE SITES.	DEVELOPED AND PROVIDED TO RCRA PROGRAM <u>ON SCHEDULE</u> .

OFFICE OF LEGAL AND ENFORCEMENT COUNSEL

TABLE OF CONTENTS

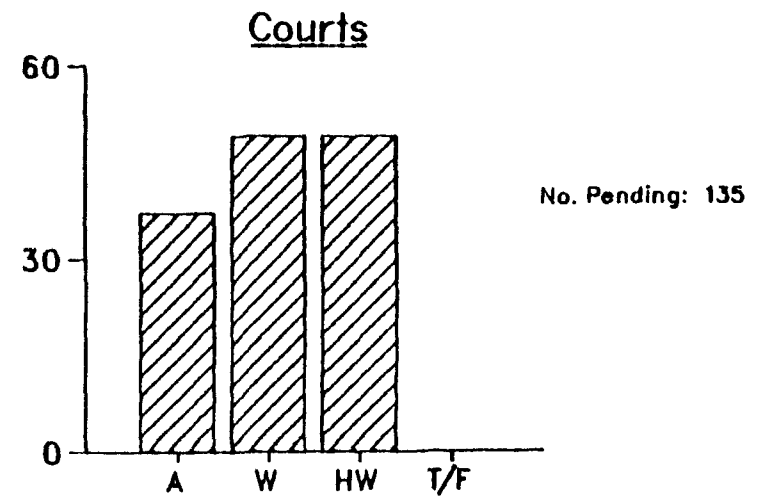
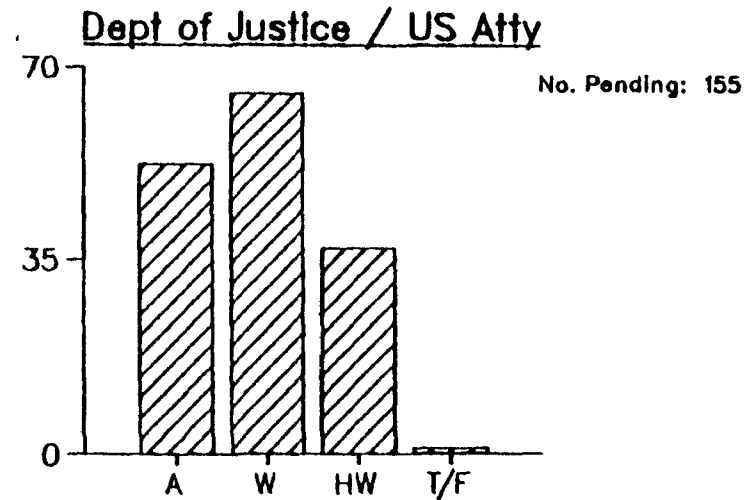
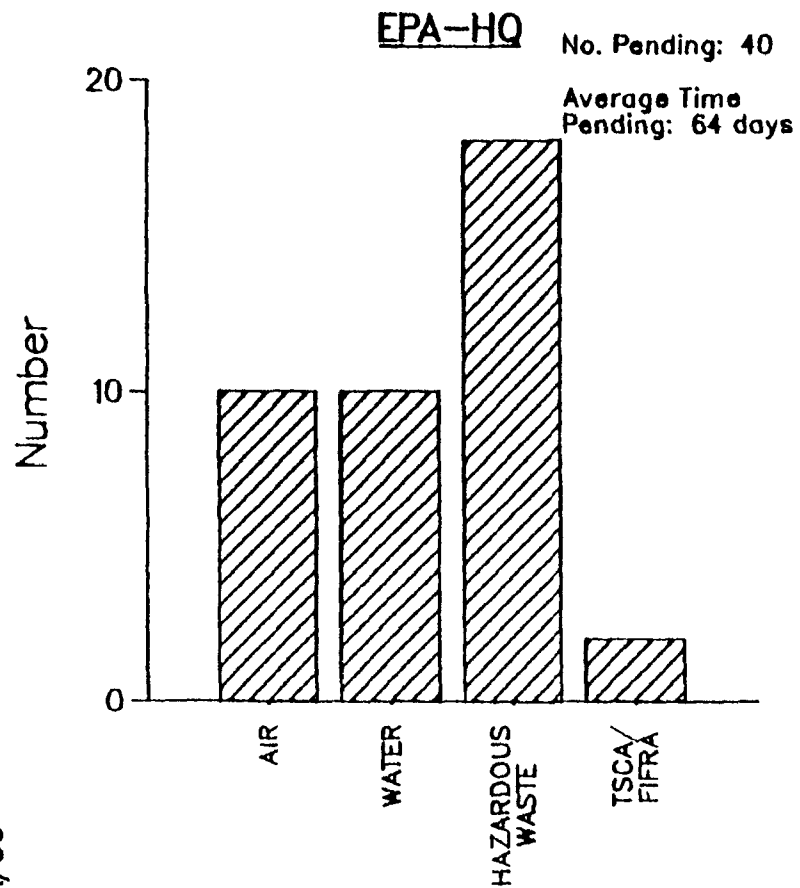
<u>GOAL</u>	<u>PAGE</u>
ENFORCEMENT	94

ENFORCEMENT

STATUS OF CIVIL REFERRALS

- o OLEC HAS REDUCED SIGNIFICANTLY THE AVERAGE PROCESSING TIME OF CIVIL REFERRALS AT HEADQUARTERS. BY THE END OF FY 82, THE AVERAGE PROCESSING TIME FOR CIVIL REFERRALS HAD BEEN REDUCED GRADUALLY TO 92 DAYS. DURING THE FIRST QUARTER OF FY 83, THE PROCESSING TIME WAS 64 DAYS, AND THE PROGRAM EXCEEDED ITS TARGET OF 90 DAYS.
- o PROBLEMS THAT HAVE BEEN PLAGUING OLEC'S AUTOMATED DOCKET SYSTEM WERE SUBSTANTIALLY CORRECTED DURING THE FIRST QUARTER. OLEC WILL CONTINUE TO MAKE REFINEMENTS TO ITS SYSTEM DURING FY 83, ENSURING THAT REPORTS ON NUMBER AND STATUS OF CIVIL ACTIONS ARE CONSISTENT AND ACCURATE.
- o OF THE 330 CIVIL ACTIONS PENDING AT THE END OF THE FIRST QUARTER, ROUGHLY 12% WERE PENDING AT EPA HEADQUARTERS.
- o THIRTY-FOUR CIVIL ACTIONS WERE RESOLVED DURING THE FIRST QUARTER:
 - 10 ACTIONS WERE SETTLED
 - 2 ACTIONS WERE DISMISSED BY COURT
 - 2 ACTIONS WERE WITHDRAWN BY REGION
 - 20 ACTIONS WERE DECLINED BY HEADQUARTERS, DOJ, OR U. S. ATTORNEY

CIVIL ENFORCEMENT CASES Pending As Of December 31, 1982



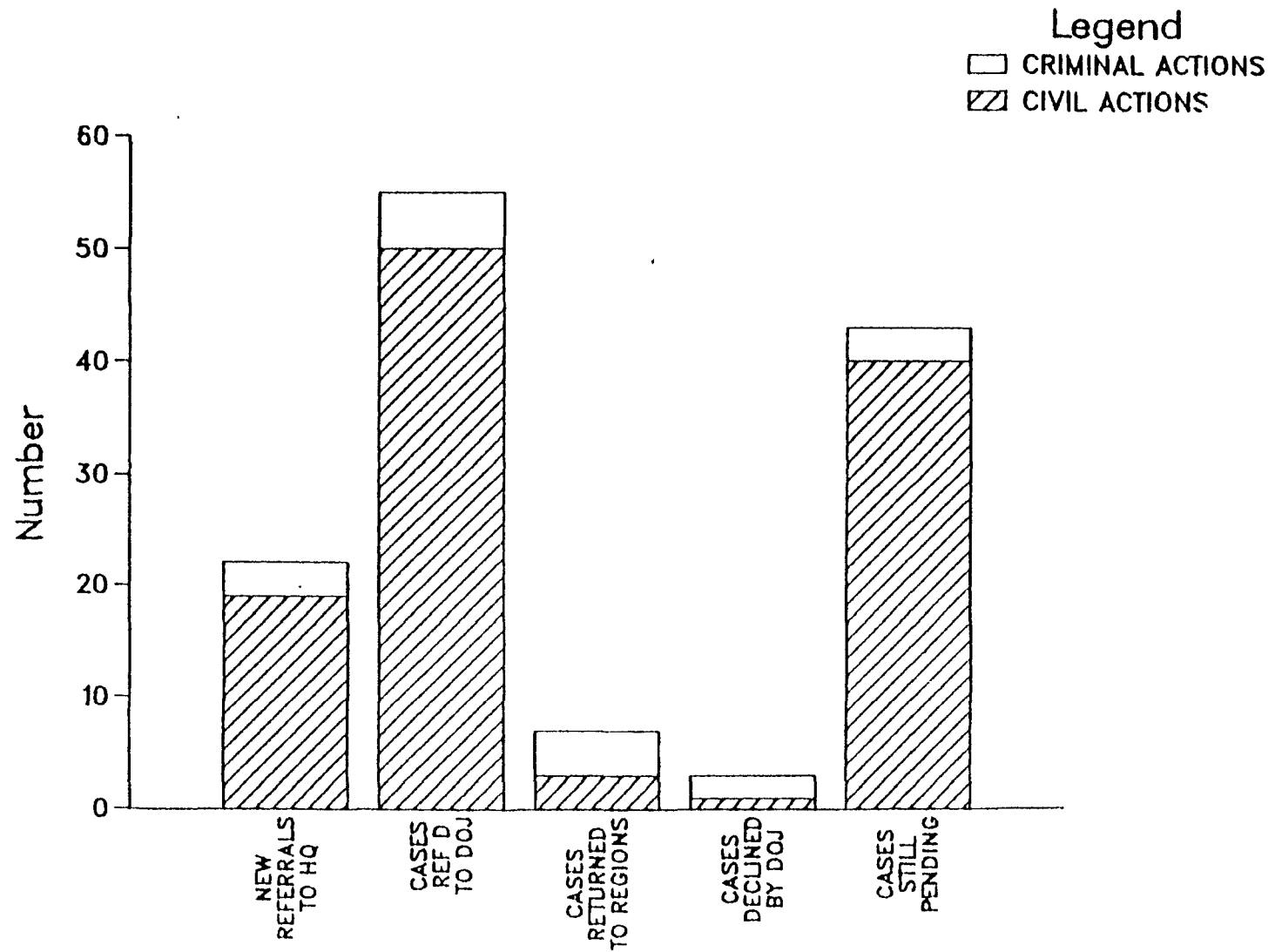
OMSE 1/83

ENFORCEMENT

PROCESSING OF LITIGATION ACTIONS

- o THERE WERE 19 NEW CIVIL ACTIONS AND 3 NEW CRIMINAL ACTIONS REFERRED TO HEADQUARTERS DURING THE FIRST QUARTER.
- o A LARGE NUMBER OF CIVIL ACTIONS, 50, WERE REFERRED TO DOJ DURING THE FIRST QUARTER, COMPARED TO 100 CIVIL ACTIONS REFERRED TO DOJ FOR ALL OF FY 82.
- o OF THE 65 CRIMINAL CASES PENDING AT THE END OF THE FIRST QUARTER, ONLY 3 CASES WERE PENDING AT EPA HEADQUARTERS. THE REMAINING 62 CASES ARE PENDING AT DOJ, U. S. ATTORNEY, OR DISTRICT COURTS.
- o TEN CRIMINAL CASES WERE RESOLVED DURING FIRST QUARTER; 3 WERE SETTLED, 5 WERE WITHDRAWN BY REGION OR DECLINED BY HEADQUARTERS, AND 2 WERE DECLINED BY DOJ OR U. S. ATTORNEY.

LITIGATION ACTIONS PROCESSED BY HQ
From September 30, 1982 To December 31, 1982



OMSE 1/83

ENFORCEMENT

OLEC POLICY AND GUIDANCE ACTIVITIES

	<u>STATUS</u>
ENFORCEMENT CONSENT DECREE TRACKING	ON SCHEDULE
ENFORCEMENT INDICATORS	ON SCHEDULE
CIVIL PENALTY/SETTLEMENT POLICY	ON SCHEDULE
SETTLEMENT PROCEDURES	MET TARGET, AND WAITING FOR DOJ COMMENT
MODEL CONSENT DECREE TERM	MET TARGET, AND WAITING FOR DOJ COMMENT
COORDINATING FEDERAL AND STATE ENFORCEMENT	ON SCHEDULE
ENFORCEMENT/COMPLIANCE GUIDANCE MANUALS (INCLUDING COMPENDIUM OF OPERABLE POLICIES)	
- AIR	ON SCHEDULE
- WATER	ON SCHEDULE
- CERCLA	ON SCHEDULE
- PESTICIDES	ON SCHEDULE
- TOXICS	ON SCHEDULE
- RCRA	ON SCHEDULE

OFFICE OF CIVIL RIGHTS

MEETING PROGRAM COMMITMENTS

DISCRIMINATION COMPLAINTS

- o AT THE BEGINNING OF FY 83, 148 FILED COMPLAINTS OF DISCRIMINATION WERE PENDING RESOLUTION.
- o DURING THE FIRST QUARTER, 14 NEW COMPLAINTS WERE FILED AND 11 COMPLAINTS WERE CLOSED. THEREFORE, THE TOTAL NUMBER OF COMPLAINTS PENDING AT THE END OF THE QUARTER WAS 151.
- o OF THE COMPLAINTS CLOSED, THE AVERAGE NUMBER OF DAYS FROM FILING TO CLOSURE WAS 627 DAYS. OFFICE OF CIVIL RIGHTS TARGET FOR FY 83 IS 407 DAYS, THE AVERAGE NUMBER OF DAYS TO CLOSE A COMPLAINT FOR ALL AGENCIES IN FY 81.

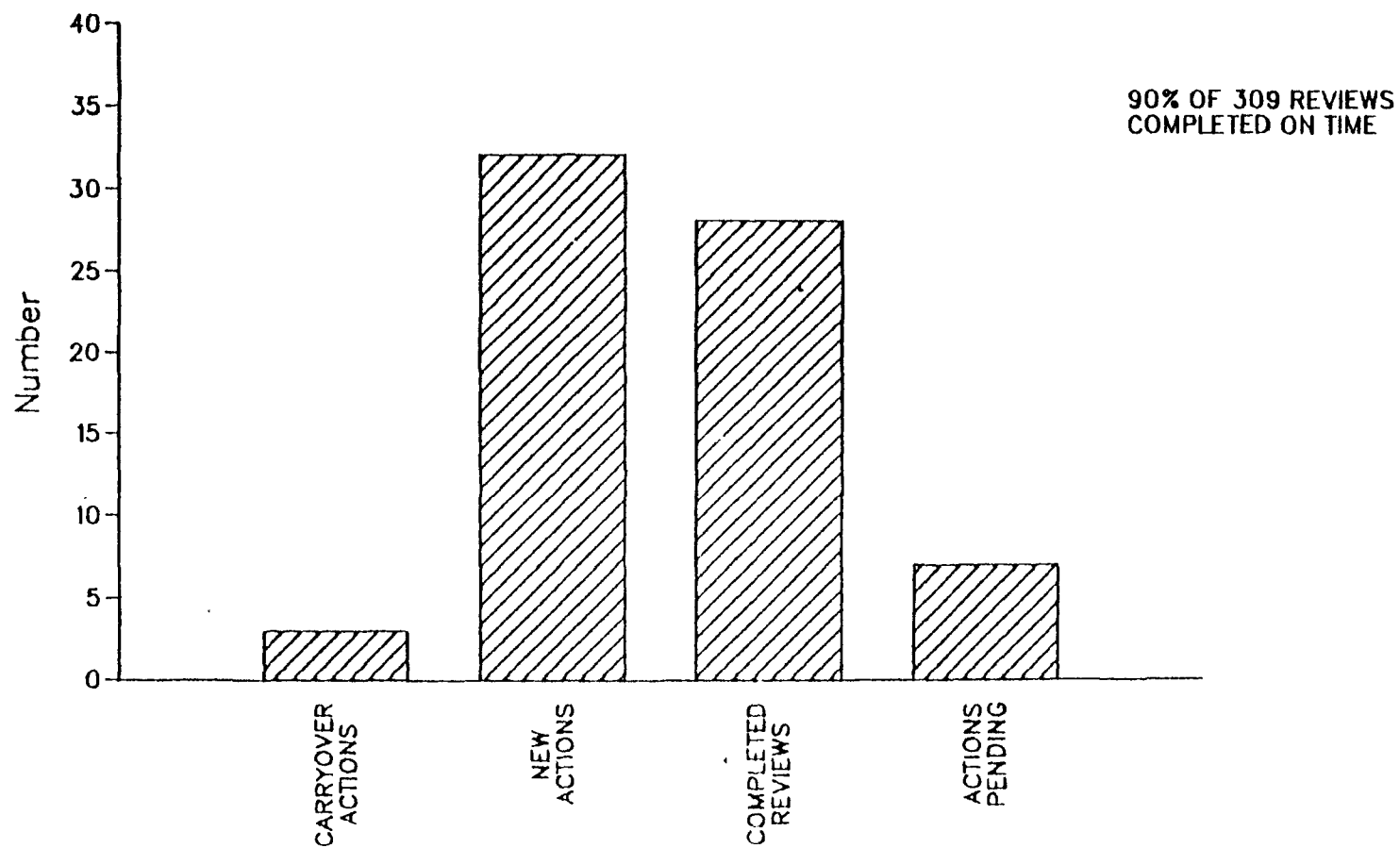
OFFICE OF FEDERAL ACTIVITIES

MEETING PROGRAM COMMITMENTS

309 AND EIS REVIEW (HEADQUARTERS ONLY)

- DURING THE FIRST QUARTER, 28 OF THE 35 ACTIONS PENDING 309 REVIEW WERE COMPLETED.
- 90% OF 309 REVIEWS COMPLETED WERE COMPLETED ON TIME.
- SEVEN EPA EISs WERE PEER REVIEWED DURING THE QUARTER AND ALL WERE REVIEWED ON TIME.
- DURING THE FIRST QUARTER, 164 NEW ACTIONS, 87 DRAFT AND 77 FINAL EISs, WERE FILED BY FEDERAL AGENCIES. ALL FEDERAL REGISTER NOTICES WERE PUBLISHED ON TIME.

SECTION 309 REVIEWS
From September 30, 1982 To December 31, 1982



OMSE 1/83

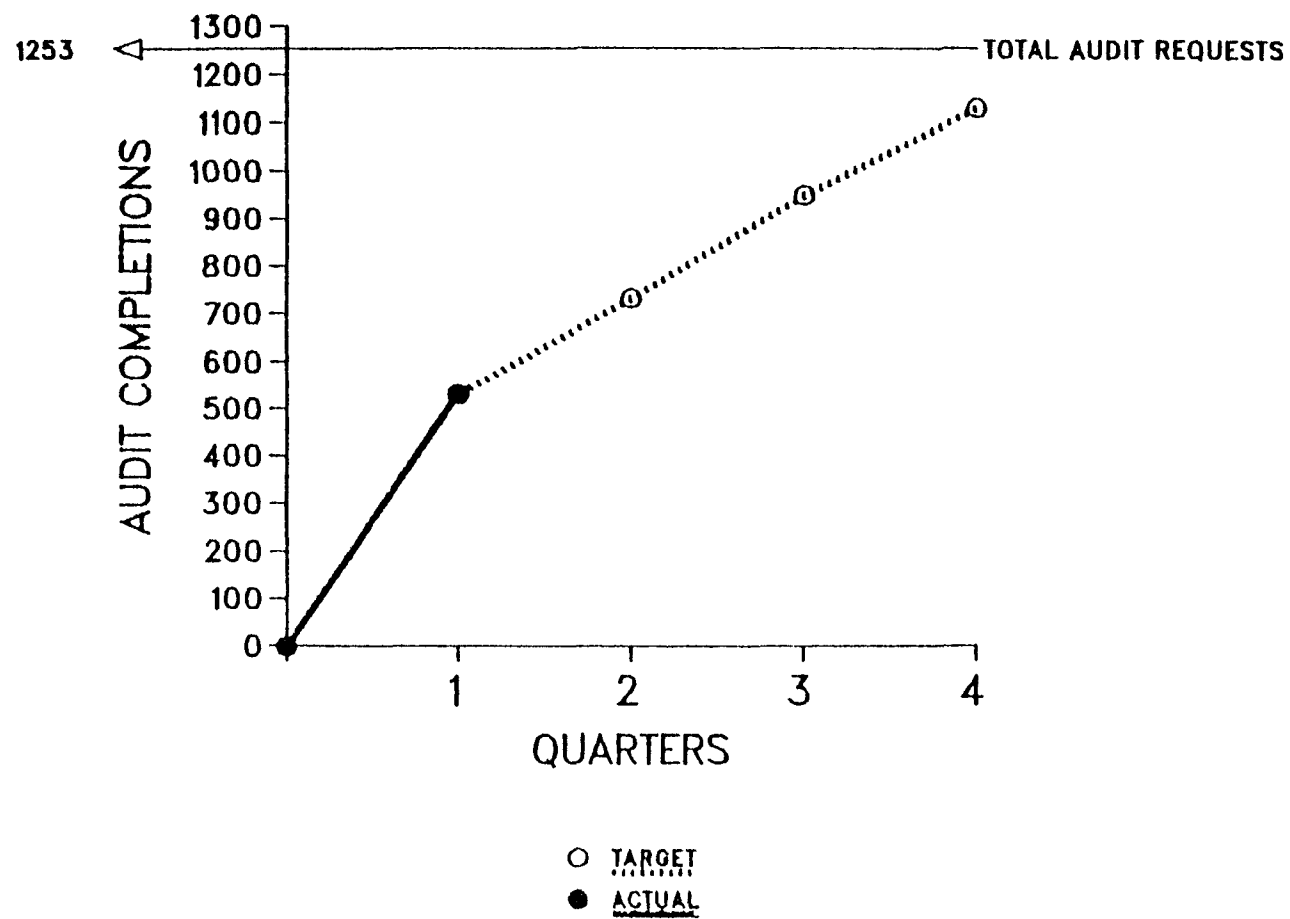
OFFICE OF INSPECTOR GENERAL

MEETING PROGRAM COMMITMENTS

- THIS YEAR OIG WILL REPORT AGAINST QUARTERLY TARGETS FOR AUDITING COMPLETED CONSTRUCTION GRANTS PROJECTS.
- DURING THE FIRST QUARTER OIG SCREENED THE TOTAL NUMBER OF PROJECTS AWAITING AUDIT, USING NEW SELECTION CRITERIA TO TARGET AUDIT RESOURCES MORE EFFECTIVELY.
- AT THE END OF THE FIRST QUARTER THE TOTAL NUMBER OF PROJECTS AWAITING AUDIT WAS REDUCED BY 42%.

INSPECTOR GENERAL
CONSTRUCTION GRANTS AUDITS PENDING
(CURRENT WORKLOAD)

As Of December 31, 1982



OMSE 1/83

MANAGING FOR ENVIRONMENTAL
RESULTS

TABLE OF CONTENTS

<u>OBJECTIVE</u>	<u>PAGE</u>
PREPARING ENVIRONMENTAL MANAGEMENT REPORTS	106
DEVELOPING ENVIRONMENTAL INDICATORS	106
REPORTING AGAINST INDICTORS	108
- POPULATION SERVED BY COMMUNITY WATER SUPPLY SYSTEMS IN COMPLIANCE WITH DRINKING WATER STANDARDS	110

MANAGING FOR ENVIRONMENTAL RESULTS

REGIONAL ENVIRONMENTAL MANAGEMENT REPORTS (EMRs)

- o ALL REGIONS ARE ON SCHEDULE TO DEVELOP DRAFT EMRs BY MARCH 18, 1983 AND FINAL EMRs BY MAY 11, 1983.

DEVELOPMENT OF ENVIRONMENTAL RESULTS INDICATORS (ERIs)

- o EACH AA HAS COMMITTED (1) TO IDENTIFY AND REPORT AGAINST THOSE INDICATORS AVAILABLE FOR IMMEDIATE REPORTING AND (2) TO SUBMIT A SCHEDULE TO DEVELOP AND REPORT AGAINST ADDITIONAL INDICATORS FOR WHICH DATA ARE NOT CURRENTLY AVAILABLE.
- o HEADQUARTERS PROGRAM OFFICES ARE MAKING SPOTTY PROGRESS TOWARD DEVELOPING THE ENVIRONMENTAL INDICATORS NECESSARY TO MANAGE FOR ENVIRONMENTAL RESULTS. HOWEVER, ALL PROGRAMS PROPOSED AT LEAST ONE IMMEDIATELY AVAILABLE INDICATOR FOR REPORTING THIS FISCAL YEAR:
 - OW HAS PROVIDED BASELINE DATA (FY 81) FOR A DRINKING WATER ERI AND WILL REPORT ON THREE OTHER INDICATORS IN SUBSEQUENT QUARTERS.
 - OANR HAS COMPLETED A REVIEW OF INDICATORS AND HAS COMMITTED TO REPORT ON ONE INDICATOR THIS YEAR. THEY HAD AGREED TO REPORT THIS INDICATOR IN THE THIRD QUARTER BUT NOW PLAN TO REPORT IN THE FOURTH QUARTER.
 - OPTS HAS PROPOSED TWO TSCA INDICATORS FOR REPORTING IN THE THIRD QUARTER OF THIS YEAR AND ONE FOR FIFRA WITH AN UNSPECIFIED REPORTING DATE.
 - OSWER HAD PROPOSED TWO INDICATORS FOR THE FIRST QUARTER BUT DID NOT PROVIDE DATA. THEY ARE REVIEWING WHETHER THEY WILL BE ABLE TO REPORT ON THESE INDICATORS IN THE FUTURE.
- o OMSE WILL MEET WITH EACH PROGRAM OFFICE THIS QUARTER TO REVIEW THE PROPOSED ERIs AND NEGOTIATE FINAL INDICATORS AND REPORTING SCHEDULES.

SCHEDULE FOR DEVELOPMENT OF ENVIRONMENTAL RESULTS INDICATORS
PROPOSED BY THE PROGRAM OFFICES

	PROPOSED ERIs FOR IMMEDIATE REPORTING	DATE FOR REPORTING
OW	<ul style="list-style-type: none"> - Population served by Community Water Supplies in violation of turbidity and microbiological standards - Water quality limited and effluent limited segments meeting designated uses - Number of State Construction Grant Priority Systems that are based on final Construction Grant regulations - Completion of State guidance to support States' implementation of the water quality approach 	<ul style="list-style-type: none"> - '81 data - 1st Qtr - FY 83 - '82 data - 2nd Qtr - FY 83 - 3rd quarter FY 83 - 4th quarter FY 83 - 2nd quarter FY 83
OANR	<ul style="list-style-type: none"> - Changes in the number, extent and location of non-attainment areas 	<ul style="list-style-type: none"> - Fourth Quarter FY 83*
OPTS	<ul style="list-style-type: none"> - PCBs in human tissue - Number of schools with or without asbestos - Estimates for exposure and risk reduction from actions taken under Pesticide Special Review 	<ul style="list-style-type: none"> - 3rd Quarter FY 83('79 and '81 data) - 3rd Quarter FY 84 - Unspecified
OSWER	<ul style="list-style-type: none"> - Sites where action has begun or been completed under CERCLA by States, EPA, or private portions - Capacity of new and existing facilities issued RCRA permits 	<ul style="list-style-type: none"> - Proposed for 1st Quarter FY 83 but no data were provided - Proposed for 1st Quarter FY 83 but no data were provided

*Note: This is a change from the earlier commitment to report an indicator in the Third Quarter.

MANAGING FOR ENVIRONMENTAL RESULTS

DEVELOPMENT OF ADDITIONAL ENVIRONMENTAL RESULTS INDICATORS FOR FUTURE REPORTING

- o EACH AA HAS COMMITTED TO DEVELOP ADDITIONAL ENVIRONMENTAL RESULTS INDICATORS TO PROVIDE A MORE COMPREHENSIVE PICTURE OF THE ENVIRONMENTAL EFFECTIVENESS OF THEIR PROGRAMS.
- o THE PROGRAMS DO NOT PLAN TO REPORT ON THESE ADDITIONAL INDICATORS UNTIL FIRST QUARTER OF FY 84.
 - OW HAS PREPARED A DRAFT SET OF ADDITIONAL INDICATORS AS PART OF THE OFFICE OF WATER FY 84 OPERATING YEAR GUIDANCE AND ACCOUNTABILITY SYSTEM (OWOGAS).
 - OANR PROPOSES TO ENGAGE A CONTRACTOR TO INVESTIGATE ADDITIONAL INDICATORS. THEY PLAN TO REPORT AGAINST THESE ADDITIONAL INDICATORS IN FY'84.
 - OPTS IS CONTINUING TO WORK ON ADDITIONAL INDICATORS AND WILL REPORT AGAINST THESE ADDITIONAL INDICATORS AS THEY ARE DEVELOPED.
 - OSWER HAS COMMITTED TO PROVIDE A SCHEDULE IN THE SECOND QUARTER TO DEVELOP AND REPORT AGAINST ADDITIONAL INDICATORS.

PROPOSALS FOR DEVELOPMENT OF
ADDITIONAL ENVIRONMENTAL RESULTS INDICATORS

	STATUS OF PROPOSALS FOR ADDITIONAL ERIs	PROPOSED REPORTING DATE FOR NEW INDICATORS
OW	Draft OW Program Guidance and Accountability System submitted 1/21/83	First Quarter FY 84
OANR	Proposed to engage a contractor in FY 83 to investigate additional indicators and report in the Fourth Quarter FY 83.	FY 84
OPTS	Will Report on additional indicators as they are finalized.	No date provided
OSWER	Schedule for development of additional ERIs due 2nd quarter FY 83	-----

POPULATION SERVED BY COMMUNITY PUBLIC WATER SUPPLY SYSTEMS
WITH PERSISTENT VIOLATIONS OF DRINKING WATER STANDARDS

- o ALL STATES EXCEPT 6 (DC, PA, IN, SD, WY AND OR) HAVE PRIMARY ENFORCEMENT RESPONSIBILITY OF THE NATIONAL PRIMARY DRINKING WATER REGULATIONS.
- o MOST OF THE VIOLATIONS ARE OCCURRING AMONG THE SMALLER WATER SUPPLY SYSTEMS.
- o FY 82 STATISTICS WILL BE REPORTED DURING THE THIRD QUARTER.

FOR MICROBIOLOGICAL STANDARDS

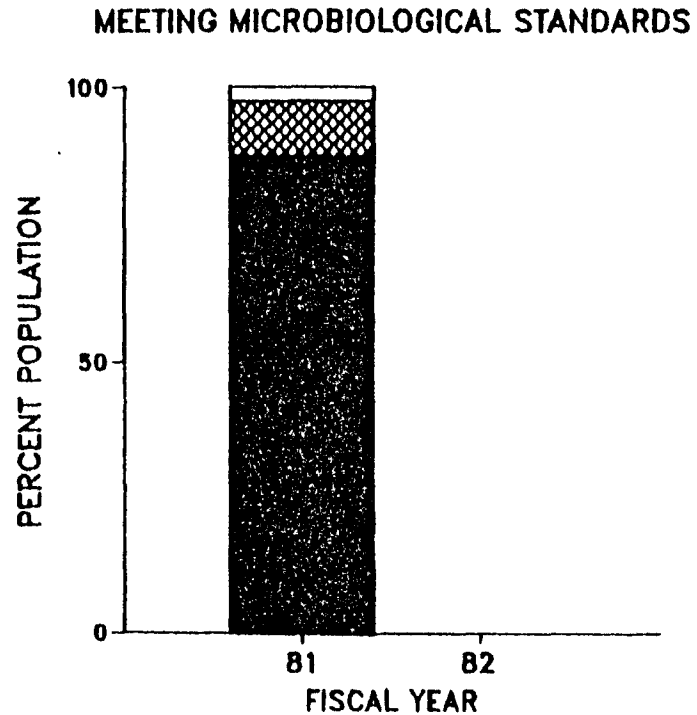
- o IN FY 81, 70% OF COMMUNITY PUBLIC WATER SYSTEMS (CWS) WERE REPORTED TO BE IN COMPLIANCE WITH BOTH THE MAXIMUM CONTAMINANT LEVEL (MCL) AND MONITORING AND REPORTING (M/R) REQUIREMENTS. OF THE VIOLATORS:
 - 20% WERE INTERMITTENT VIOLATORS (3 OR FEWER MONTHS IN VIOLATION) SERVING 10% OF THE POPULATION SERVED BY CWSs.
 - 10% WERE PERSISTENT VIOLATORS (4 OR MORE MONTHS IN VIOLATION) SERVING ABOUT 2.5% OF THE POPULATION SERVED BY CWSs.

FOR TURBIDITY STANDARDS

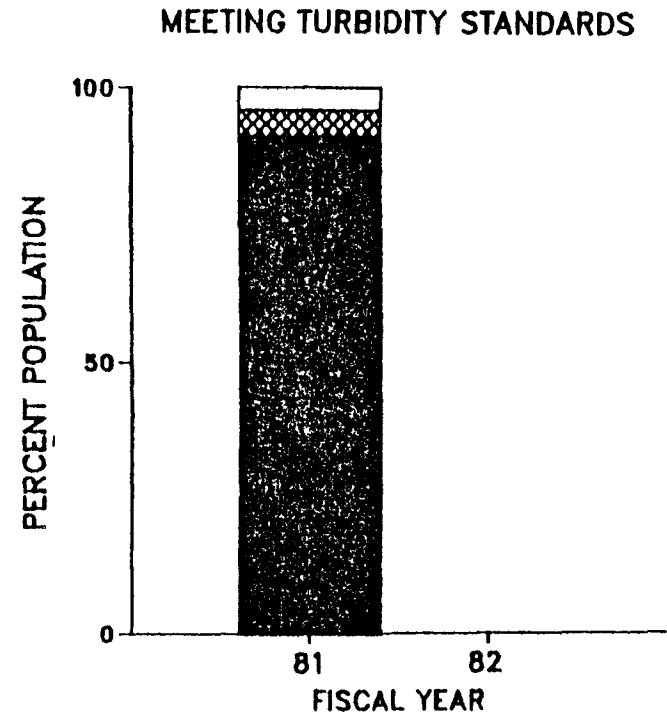
- o ALSO IN FY 81, 86% OF COMMUNITY WATER SYSTEMS (CWS) WERE REPORTED TO BE IN COMPLIANCE WITH BOTH MCL AND M/R REQUIREMENTS. OF THE VIOLATORS:
 - 7% WERE INTERMITTENT VIOLATORS SERVING 5% OF THE POPULATION SERVED BY CWSs.
 - 7% WERE PERSISTENT VIOLATORS SERVING ABOUT 4% OF THE POPULATION SERVED BY CWSs.

POPULATION SERVED BY COMMUNITY PUBLIC WATER SUPPLY SYSTEMS

As Of December 31, 1982



TOTAL POPULATION: 227.5 MILLION
(SURFACE AND GROUND WATER
SUPPLY SOURCE)



TOTAL POPULATION: 155 MILLION
(SURFACE WATER SUPPLY SOURCE ONLY)

Legend

- PERSISTENT VIOLATIONS
- ▨ INTERMITTENT VIOLATIONS
- NO VIOLATIONS

OMSE 1/83