

EPA  
100  
446

100R83103

**U.S. Environmental Protection Agency**

**Management  
Accountability System**

**Fourth Quarter FY 1983 Report**

*Office of Management Systems  
and Evaluation  
September 30, 1983*

U.S. ENVIRONMENTAL PROTECTION AGENCY

Administrator's Management  
Accountability System

Fourth Quarter FY 1983 Report

PREFACE

This is the fourth quarter FY 1983 report of EPA's Management Accountability System. It reports performance during the previous quarter and over the course of the year on specific program objectives and individual management commitments in support of the Agency's major goals. The report is published each quarter by the Office of Management Systems and Evaluation (OMSE) using information provided by Headquarters and Regional Offices.

We gratefully acknowledge the continuing assistance and cooperation of the many people in Headquarters program offices and in the Regions who have made timely production of this report possible. We invite continuing examination of this report and the goals, objectives, commitments and measures contained in the Management Accountability System. We would appreciate any suggestions you have for improving the system, and invite you to contact either Lewis Crampton or Jim Vickery with your ideas.

## TABLE OF CONTENTS

<u>OFFICE</u>	<u>PAGE</u>
OFFICE OF AIR, NOISE AND RADIATION .....	1
OFFICE OF WATER.....	19
OFFICE OF SOLID WASTE AND EMERGENCY RESPONSE.....	45
OFFICE OF PESTICIDES AND TOXIC SUBSTANCES.....	61
OFFICE OF ADMINISTRATION.....	83
OFFICE OF POLICY, PLANNING AND EVALUATION.....	89
OFFICE OF RESEARCH AND DEVELOPMENT.....	93
OFFICE OF ENFORCEMENT COUNSEL.....	97
OFFICE OF FEDERAL ACTIVITIES.....	103

DEVELOPING AND REVIEWING CRITICAL REGULATIONS

OANR SCHEDULE FOR NSPS PRIORITY CATEGORIES

STANDARD	PROPOSAL F.R. DATE	PROMULGATION F.R. DATE	STATUS*
SOCMI FUGITIVE LEAKS	1/81	5/83	<u>COMPLETED</u> 9/24/83.
SIC ENGINES	7/79	5/83	<u>OFF SCHEDULE</u> ; HELD BY ADMINISTRATOR.
BEVERAGE CANS	11/80	5/83	<u>COMPLETED</u> 8/25/83.
BULK GAS TERMINALS	12/80	4/83	<u>COMPLETED</u> 8/18/83.
TAPES AND LABELS	12/80	4/83	<u>COMPLETED</u> ; SIGNED 10/7/83.
SOCMI AIR OXIDATION	5/83	7/84	<u>OFF SCHEDULE</u> ; NPRM SIGNED 10/7/83.
ONSHORE GAS PROD. (2)	5/83	7/84	<u>OFF SCHEDULE</u> ; TO OMB 9/2/83.
NONMETALLIC MINERALS	4/83	6/84	<u>OFF SCHEDULE</u> ; NPRM PUBLISHED 8/31/83.
SOCMI DISTILLATION	5/83	7/84	<u>OFF SCHEDULE</u> ; TO OMB 9/7/83.
INDUSTRIAL BOILERS (2)	9/83	11/84	<u>OFF SCHEDULE</u> ; REVISED PER ALM MTG 9/16/83.
SOCMI VOL STORAGE	9/83	11/84	<u>OFF SCHEDULE</u> ; TO OMB 8/25/83.

\* BASED ON INTERIM MILESTONES.

# DEVELOPING AND REVIEWING CRITICAL REGULATIONS

## OANR SCHEDULE FOR FY 83 PROPOSAL AND PROMULGATION

STANDARD	PROPOSAL F.R. DATE	PROMULGATION F.R. DATE	STATUS*
NATIONAL AMBIENT AIR QUALITY STANDARDS			
CARBON MONOXIDE <sup>1</sup>	--	4/83	OFF SCHEDULE; NEW SCHEDULE DUE 12/12/83.
PARTICULATE MATTER <sup>2</sup>	9/83	8/84	OFF SCHEDULE; AGENCY REVIEW DUE 10/30/83.
NITROGEN DIOXIDE <sup>2</sup>	9/83	8/84	OFF SCHEDULE; OMB REVIEW DUE 8/83
SULFUR DIOXIDE <sup>2</sup>	3/84	2/85	OFF SCHEDULE; OPTIONS MEMO DUE 11/30/83.
NATIONAL EMISSION STANDARDS FOR HAZARDOUS AIR POLLUTANTS			
COKE OVEN <sup>2</sup> (BENZENE)	1/84	--	OFF SCHEDULE; DUE TO RB 10/30/83.
ASBESTOS REVISION <sup>2</sup>	6/83	9/84	OFF SCHEDULE; F.R. 7/13/83
BENZENE <sup>2</sup> (FOUR CATEGORIES)	--	1/84	OFF SCHEDULE; DUE TO RB 10/30/83.
ARSENIC	7/83	--	REVISED SCHEDULE; DUE 12/12/83

\*BASED ON INTERIM MILESTONES

<sup>1</sup>NEW SCHEDULE HAS NOT BEEN PROVIDED.

<sup>2</sup>REVISED SCHEDULES.

# DEVELOPING AND REVIEWING CRITICAL REGULATIONS

## OANR SCHEDULE FOR FY 83 PROPOSAL AND PROMULGATION (CONTINUED)

STANDARD	PROPOSAL F.R. DATE	PROMULGATION F.R. DATE	STATUS*
RADIATION REGULATIONS			
INACTIVE URANIUM MILL TAILINGS SITES	--	11/82	<u>COMPLETED</u>
RADIONUCLIDES <sup>2</sup> NESHAP	3/83	9/83	OFF SCHEDULE; SCHEDULE REVISED TO F.R. 12/30/83
DISPOSAL OF HIGH LEVEL RADIOACTIVE WASTE <sup>2</sup>	12/82	12/83	OFF SCHEDULE; SCHEDULE REVISED TO F.R. 1/14/84.
ACTIVE URANIUM MILL TAILINGS SITES <sup>2</sup>	4/83	9/83	<u>COMPLETED</u> ; F.R. 9/30/83
MOBILE SOURCES REGULATIONS			
HD-HC/CO POSTPONEMENT	--	1/83	<u>COMPLETED</u>
HD-HC/CO REVISION <sup>2</sup>	--	9/83	<u>COMPLETED</u> ; TO AX 10/5/83.
LD DIESEL AVERAGING	--	12/82	<u>COMPLETED</u>
LD DIESEL POSTPONEMENT <sup>2</sup>	12/82	10/83	OFF SCHEDULE; IN SC, FINAL DUE 1/84.
LEAD PHASEDOWN	--	11/82	<u>COMPLETED</u>

\*BASED ON INTERIM MILESTONES

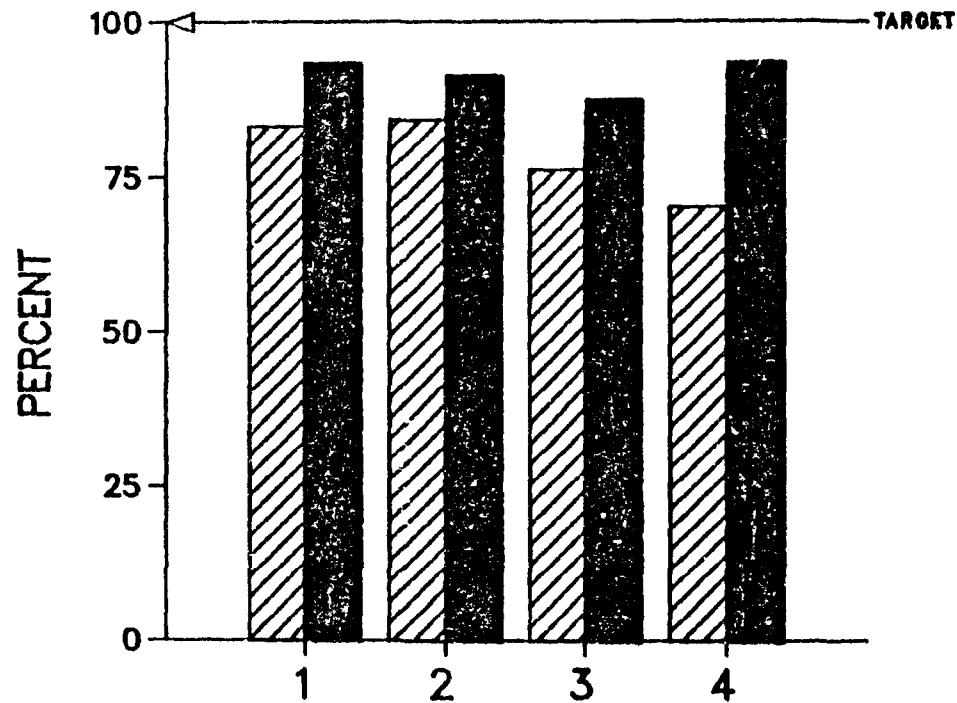
<sup>2</sup>REVISED SCHEDULE.

## MEETING PROGRAM COMMITMENTS


### PERCENT OF SIP REVISIONS PROCESSED ON TIME

- NATIONALLY, THE SIP ON-TIME PROCESSING RATE DECLINED FROM 91% AT THE BEGINNING OF THE YEAR TO 83% AT THE END OF THE YEAR.
- MOST REGIONS ARE PROCESSING MORE THAN 90% OF THEIR SIP ACTIONS WITHIN THE ALLOTTED FIVE MONTH TARGET. THE MAJOR PROBLEM APPEARS TO LIE WITH HEADQUARTERS.
- DECLINING HEADQUARTERS PERFORMANCE WAS THE RESULT OF A GROWING BACKLOG OF SIPs WITH UNRESOLVED POLICY ISSUES.
  - NINETEEN OF THE 36 LATE SIPs AT HEADQUARTERS ARE BEING HELD AWAITING MAJOR POLICY DECISIONS OR SETTLEMENT OF THE NRDC NEW SOURCE REVIEW LAWSUIT.
  - ELEVEN OF THE LATE SIPs NOW APPEAR TO BE MAKING SATISFACTORY PROGRESS THROUGH FINAL REVIEW.
  - THE REMAINING SIX LATE SIPs NEED RESOLUTION OF TECHNICAL ISSUES BY PROGRAM OFFICES.

PERCENT OF SIP REVISIONS  
PROCESSED ON TIME  
As Of September 30, 1983



NATIONAL



#SIPs IN PROCESS: 315 354 320 283

Legend

- ▨ HEADQUARTERS ( TARGET - 2 MOS. )
- REGIONS ( TARGET - 5 MOS. )

OMSE 9/83



## MEETING PROGRAM COMMITMENTS

### SPECIAL ACTION SIPs

#### PROGRESS ON 1982 OZONE/CO SIPs

- A REVISED SCHEDULE FOR COMPLETING ACTION ON THE SIPs HAS BEEN DEVELOPED BASED ON THE SANCTIONS POLICY.
- PUBLICATION OF THE SANCTIONS POLICY ON SEPTEMBER 30, 1983 HAS BEEN DELAYED BY OMB.
- UNDER THE NEW SCHEDULE, FINAL NOTICES AND REPROPOSED ACTIONS (EXCLUDING SANCTIONS ACTIONS) ARE DUE PUBLICATION BY MARCH 1, 1984.

#### PROGRESS ON LEAD SIPs

- OF EIGHT PLANS SUBMITTED BEFORE MARCH 1, 1983, ACTION IS ON SCHEDULE FOR SEVEN:
  - SIX FINAL APPROVAL (FOUR HAVE BEEN PUBLISHED).
  - ONE PROPOSED DISAPPROVAL.
- LOUISIANA IS BEHIND SCHEDULE DUE TO NEED TO PREPARE ADDITIONAL ANALYSIS. EPA MAY NOT BE ABLE TO TAKE ACTION AS REQUIRED BY NOVEMBER 1, 1983 BUT IS WORKING ON AN EXTENSION.
- OF 18 STATES WITH SERIOUS LEAD PROBLEMS THAT WERE REQUIRED TO SUBMIT PLANS BY AUGUST 1, 1983, FIVE HAVE SUBMITTED FINAL PLANS AND EIGHT HAVE SUBMITTED DRAFT PLANS.
- OF THE REMAINING FIVE STATES WITH LEAD PROBLEMS:
  - THREE ARE EXPECTED TO SUBMIT PLANS IN TIME FOR EPA TO PROPOSE BY JANUARY 3, 1984 AS REQUIRED.
  - NEBRASKA AND IDAHO MAY NOT COMPLETE PLANS IN TIME AND EPA WILL NEED TO GIVE NOTICE OF INTENT TO PROMULGATE FEDERAL PLANS.

## MEETING PROGRAM COMMITMENTS

### AIR TOXICS STRATEGY

- FINAL STRATEGY DOCUMENT WAS NOT SUBMITTED TO ADMINISTRATOR AS PLANNED.
- COMPLETION OF THE STRATEGY IS DEPENDENT UPON THE ADMINISTRATOR'S DECISIONS ON NESHAPS FOR ARSENIC AND BENZENE.
- DEVELOPMENT OF THE AIR TOXICS CLEARINGHOUSE IS ON SCHEDULE.

### ENVIRONMENTAL RESULTS INDICATORS

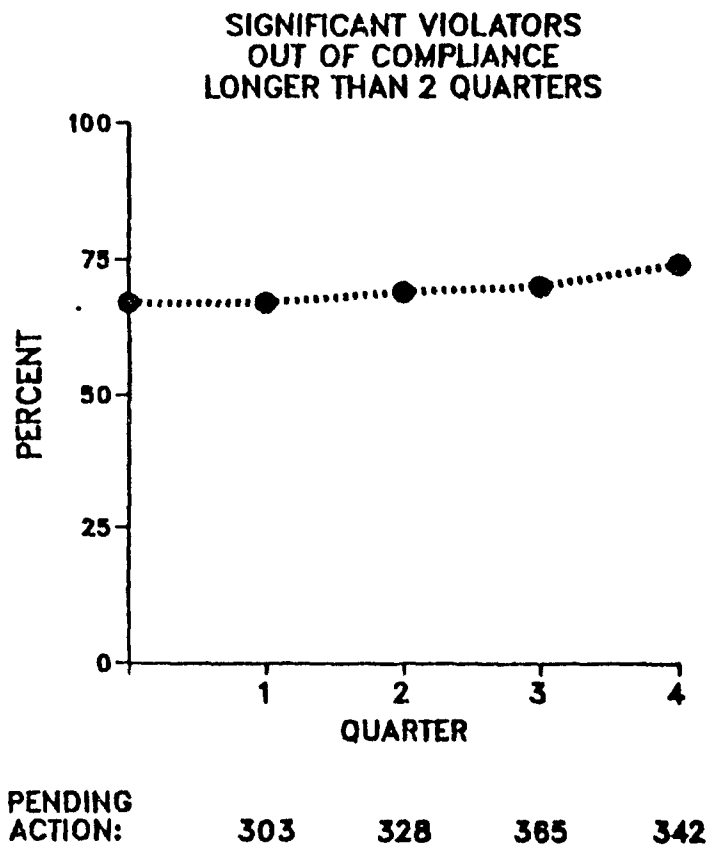
- A REPORT ON CHANGES IN STATUS AND TRENDLINES FOR NONATTAINMENT AREAS WAS SUBMITTED ON SCHEDULE.
- EVALUATION OF THE CONTRACTOR'S FEASIBILITY REPORT FOR ADDITIONAL INDICATORS IS AWAITING SUBMISSION OF THE FINAL REPORT, NOW EXPECTED BY THE END OF OCTOBER.
- RECOMMENDATIONS FOR ADDITIONAL INDICATORS ARE EXPECTED BY THE END OF THE FIRST QUARTER, FY 84.

### AIR ENFORCEMENT


- AS EXPECTED, A SLIGHT DECLINE IN COMPLIANCE HAS OCCURRED DURING THE FISCAL YEAR. NINETY-TWO PERCENT OF MAJOR SOURCES ARE IN COMPLIANCE AT THE END OF THE FISCAL YEAR IN COMPARISON TO 93% AT THE BEGINNING. AN ADDITIONAL TWO PERCENT ARE ON ACCEPTABLE COMPLIANCE SCHEDULES.
- SIGNIFICANT VIOLATORS DECLINED DURING THE FOURTH QUARTER BUT THE NUMBER OF SIGNIFICANT VIOLATORS PENDING WITHOUT BEING PLACED ON AN ACCEPTABLE SCHEDULE FOR LONGER THAN TWO QUARTERS IS STILL INCREASING.
  - SIGNIFICANT VIOLATORS DECREASED FROM 365 TO 342 DURING THE FOURTH QUARTER.
  - 65 NEW SIGNIFICANT VIOLATORS WERE DETECTED.
  - 59 SIGNIFICANT VIOLATORS WERE RETURNED TO COMPLIANCE AND 29 WERE PLACED ON ACCEPTABLE COMPLIANCE SCHEDULES.
- THE STATE COMPLIANCE INSPECTION RATES HAVE IMPROVED FROM 48% AT THE BEGINNING OF THE YEAR TO 76% FOR CLASS A1 SIP SOURCES. SIMILARLY, INSPECTION OF CLASS A2 SIP SOURCES INCREASED FROM 68% TO 84% BY THE END OF THE YEAR.
  - REGION IX ACHIEVED 100 PERCENT FOR BOTH CLASS A1 AND A2 SIP SOURCES DUE INSPECTIONS.
  - MOST REGIONS WITH LOW INSPECTION RATES SHOWED IMPROVEMENT THIS QUARTER.

# PROGRESS IN RETURNING AIR VIOLATORS TO COMPLIANCE

As Of September 30, 1983



## MAJOR SOURCE COMPLIANCE RATE



**INSPECTION RATE: 80%  
OF SOURCES DUE INSPECTION**

DELEGATION TO STATES

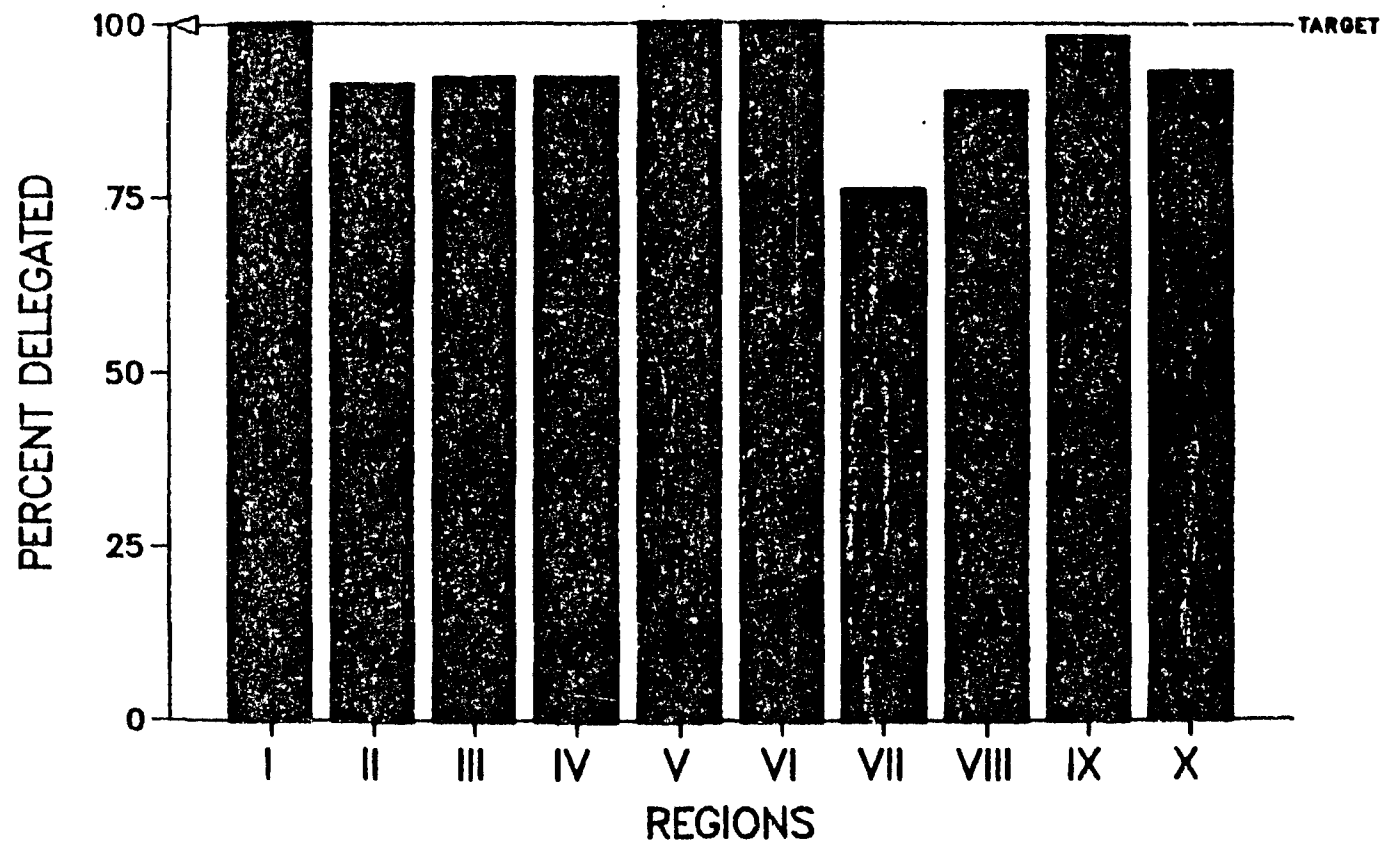
NEW SOURCE PERFORMANCE STANDARDS

- THE REGIONS ACHIEVED 94% NSPS DELEGATION OVERALL, JUST SHORT OF THE COMMITMENT OF 95% DELEGATION OVERALL.
- REGION V ACHIEVED 100 PERCENT DELEGATION, AS PROJECTED DURING THE FOURTH QUARTER, AND NOW JOINS REGION I AND VI WITH 100 PERCENT DELEGATION.
- OTHER REGIONS EXPECT TO COMPLETE DELEGATION COMMITMENTS EARLY IN FY 84.
- REGION IX ACHIEVED 100% DELEGATION OF NSPS TO HAWAII, WELL AHEAD OF THE ANTICIPATED DELEGATION DATE.



# DELEGATION STATUS OF NSPS

As Of September 30, 1983



DELEGATED: 109 86 141 135 208 74 61 157 275 83

OMSE 9/83

DELEGATION TO STATES

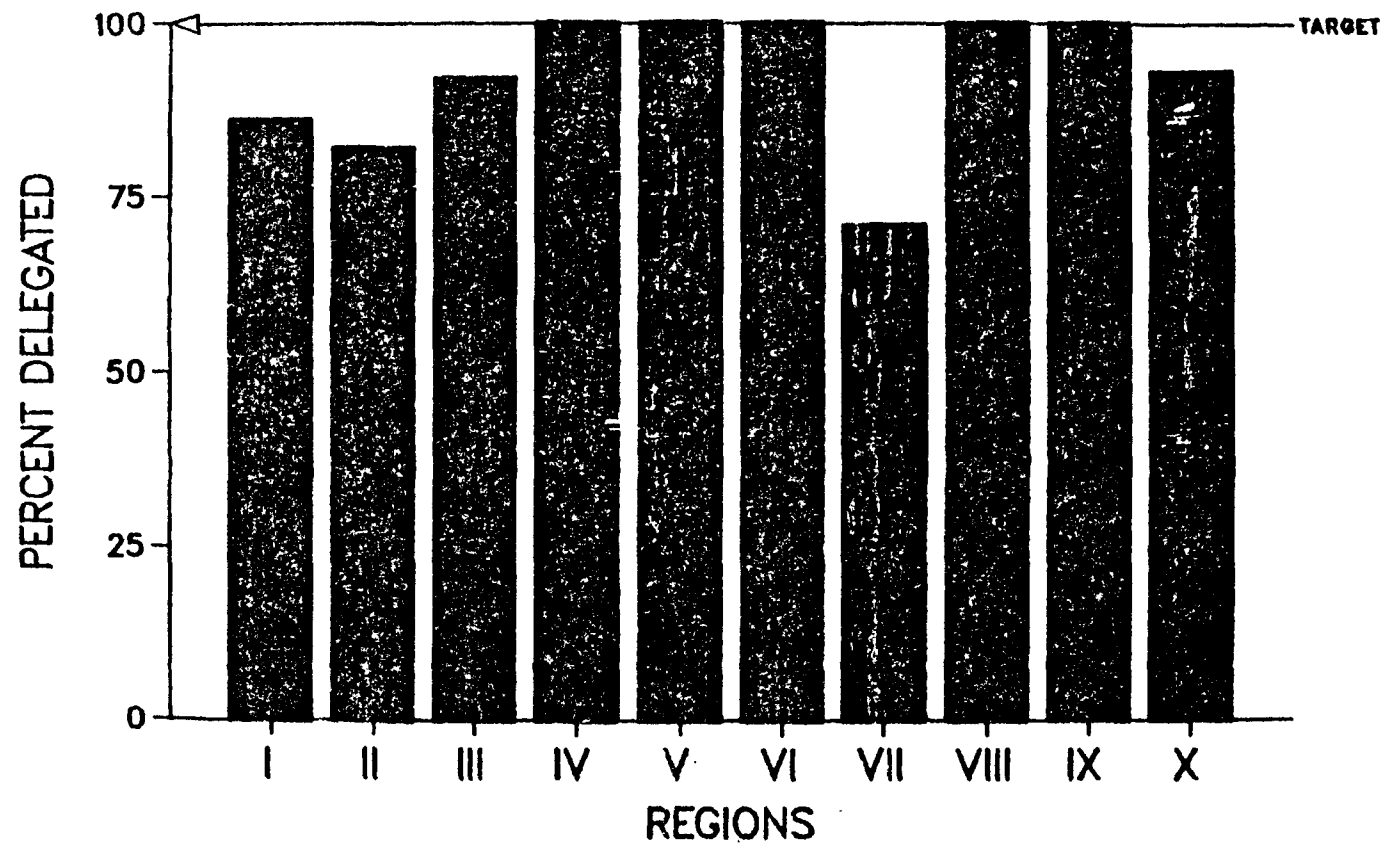
NATIONAL EMISSION STANDARDS FOR HAZARDOUS AIR POLLUTANTS

- THE REGIONS ACHIEVED 95% NESHAPS DELEGATION OVERALL, SHORT OF THE COMMITMENT OF 97% DELEGATION OVERALL.
- REGIONS V AND IX JOINED REGIONS IV, VI AND VIII WITH 100% NESHAPS DELEGATION DURING THE FOURTH QUARTER.
- REGIONS II AND VII MISSED FOURTH QUARTER DELEGATION TARGETS, WHILE REGION IX ACHIEVED FULL DELEGATION BY ADDING HAWAII AHEAD OF SCHEDULE.



# DELEGATION STATUS OF NESHAPS

As Of September 30, 1983



#DELEGATED: 64 32 67 59 120 41 32 73 217 37

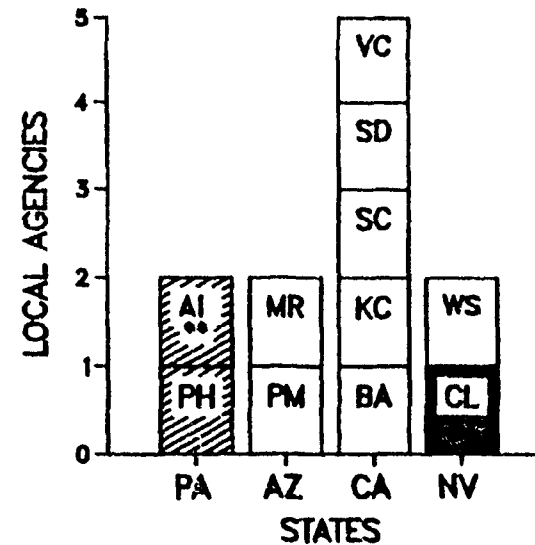
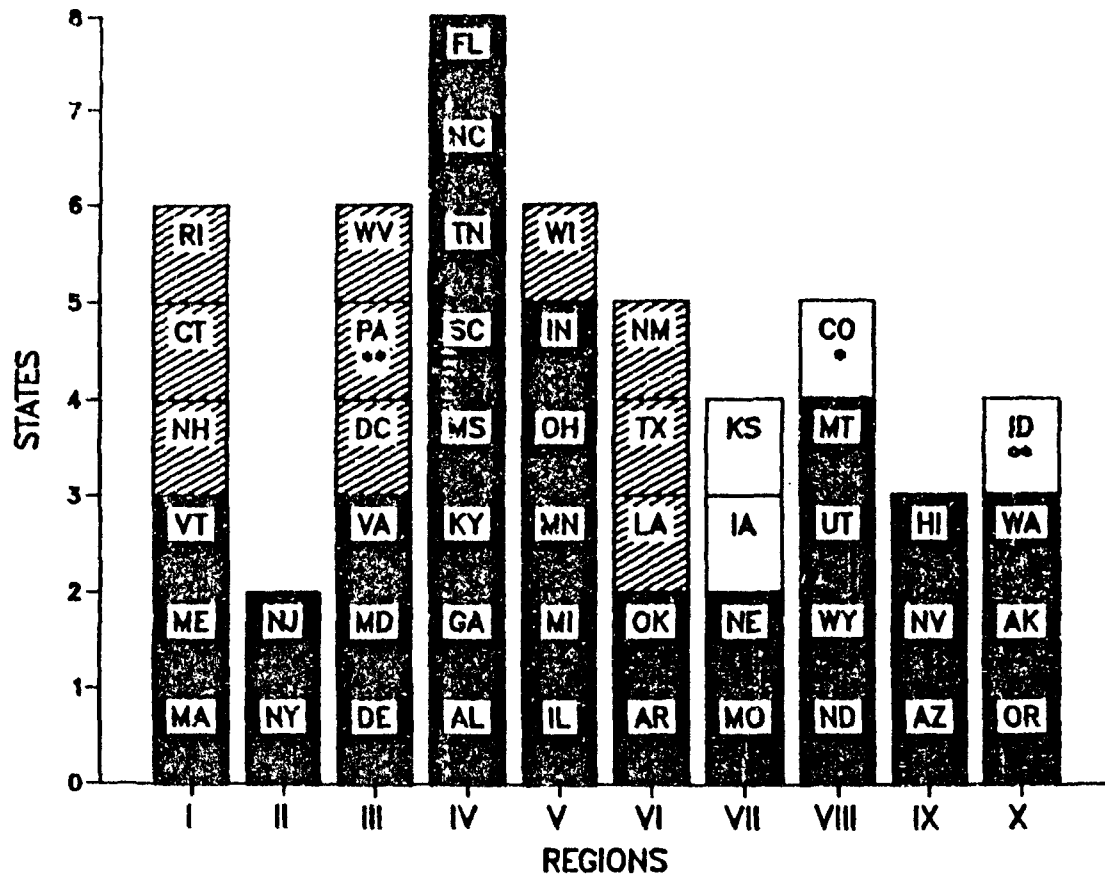
OMSE 9/83

DELEGATION TO STATES

PREVENTION OF SIGNIFICANT DETERIORATION

- FOUR STATES WITH NO PSD RESPONSIBILITY AT THE BEGINNING OF THE YEAR ACCEPTED FULL RESPONSIBILITY AND TEN STATES WENT FROM PARTIAL TO FULL DELEGATION DURING THE FISCAL YEAR.
- FLORIDA, MONTANA AND WASHINGTON ACCEPTED FULL PSD RESPONSIBILITY ON SCHEDULE DURING THE QUARTER.
- THREE STATES DID NOT COMPLETE ASSUMPTION OF PSD RESPONSIBILITY AS PROJECTED, BUT WILL ACCEPT RESPONSIBILITY IN EARLY FY 84.
- HAWAII, NEBRASKA, AND OKLAHOMA ACCEPTED FULL PSD RESPONSIBILITY AHEAD OF SCHEDULE.

# DELEGATION STATUS OF PSD As Of September 30, 1983



Legend  
 NONE----- 12  
 PARTIAL-- 12  
 FULL----- 38

## Selected local agencies with independent authority :

PA - Allegheny Co, Philadelphia  
 AZ - Maricopa Co, Pima Co  
 CA - Bay Area Dist, Kern Co, San Diego Co, So Coast Dist, Ventura Co  
 NV - Clark Co, Washoe Co

Exclusions : Region II - PR, VI; Region VIII - SD;  
 Region IX - GU, AS, TT

\*\* TARGETED FOR FULL  
 DELEGATION IN FY-83

\* TARGETED FOR PARTIAL  
 PROGRAM DELEGATION  
 IN FY-83

## DELEGATION TO STATES

### NATIONAL AIR AUDIT SYSTEM

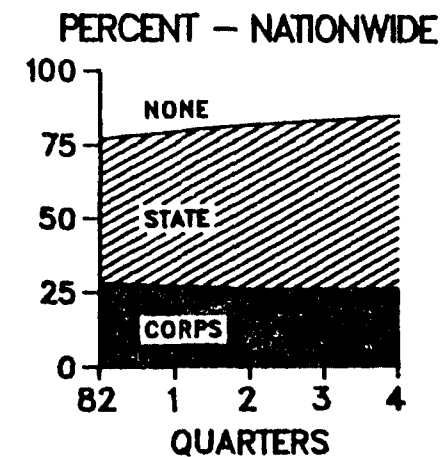
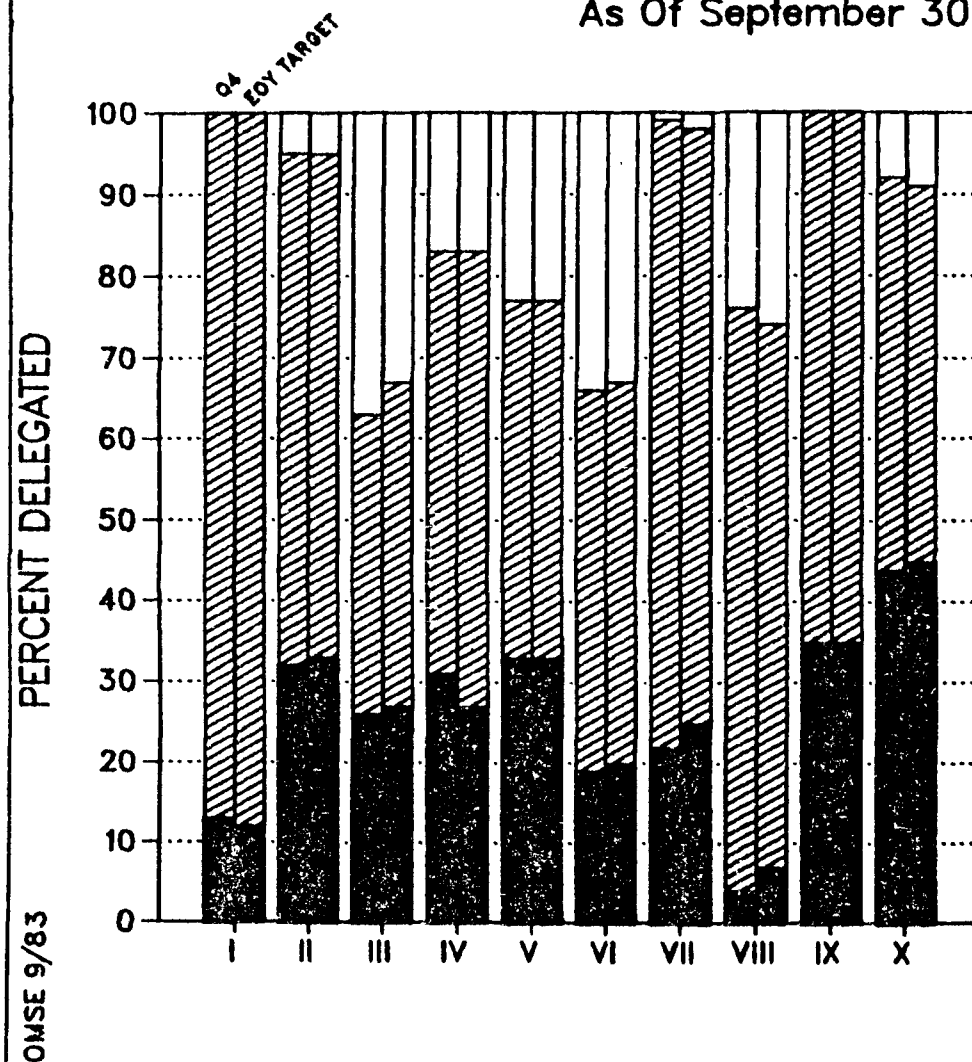
- FINAL DRAFT GUIDANCE WAS SENT TO STATES FOR COMMENT DURING SEPTEMBER.
- ISSUANCE OF FINAL GUIDANCE WILL OCCUR DURING THE FIRST QUARTER OF FY 84, ACCORDING TO THE REVISED SCHEDULE CONTAINED IN THE FY 84 COMMITMENTS.
- AUDITS OF STATE PROGRAMS WILL OCCUR DURING FY 84 AS PLANNED IN ACCORDANCE WITH THE NEW AUDIT CRITERIA.

### TAMPERING AND FUEL SWITCHING PROGRAMS

- REGIONS ACHIEVED ALL FOURTH QUARTER COMMITMENTS FOR HAVING OPERATING PROGRAMS OR ACTIVELY CONSIDERING PROGRAM OPTIONS.
- FOR THE YEAR, PROGRAM COMMITMENTS WERE MET FOR ALL 32 AREAS EXPECTED TO HAVE PROGRAMS.
- REGION V GOT NINE PROGRAMS COMMITTED, AND EACH REGION ACHIEVED AT LEAST ONE PROGRAM COMMITMENT.

# CONSTRUCTION GRANTS DELEGATION STATUS PERCENT WORKLOAD DELEGATED TO STATES & CORPS

As Of September 30, 1983



Legend

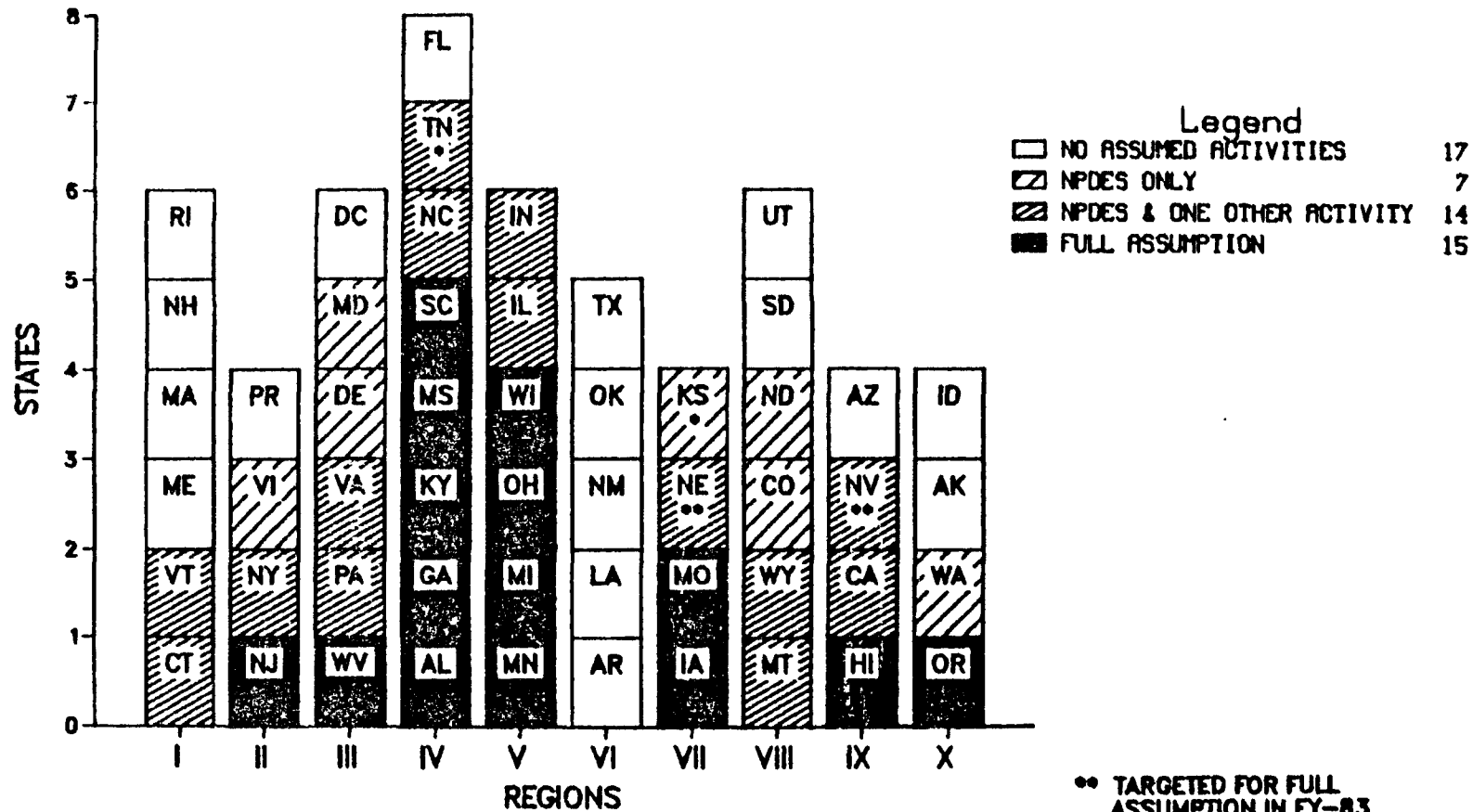
- CORPS OF ENGINEERS
- STATE
- NONE

## DELEGATION TO STATES

### STATE ASSUMPTION OF NPDES AUTHORITY

- AT THE START OF FY 83, TEN STATES HAD ASSUMED FULL DELEGATION. BY THE END OF FY 83, SEVENTEEN STATES WERE SCHEDULED FOR FULL DELEGATION.
- THE PROGRAM JUST MISSED ACHIEVING ITS FY 83 GOAL. THREE STATES WERE DELEGATED DURING THE THIRD AND FOURTH QUARTERS MAKING A TOTAL OF FIFTEEN FULLY DELEGATED STATES.
- REGIONS IV, V, VII AND IX WERE THE ONLY REGIONS SCHEDULED TO DELEGATE NPDES PROGRAM ACTIVITIES IN FY 83.
- DURING THE LAST TWO QUARTERS, REGIONS IV AND V AGAIN MET THEIR TARGETS:
  - KENTUCKY ASSUMED FULL DELEGATION.
  - MICHIGAN AND OHIO ASSUMED FULL DELEGATION AFTER ACCEPTING PRETREATMENT.
  - TENNESSEE ADDED PRETREATMENT TO ITS BASE NPDES ACTIVITIES.
- REGIONS VII AND IX WERE UNABLE TO MEET THEIR DELEGATION TARGETS DUE TO STATE DELAYS AND PROBLEMS WITH STATE REGULATIONS.
- REGION IX SUCCESSFULLY COMPLETED DELEGATION OF THE PROGRAM TO HAWAII EVEN THOUGH IT WAS NOT SCHEDULED FOR FY 83.

# STATE ASSUMPTION OF NPDES AUTHORITY As Of September 30, 1983



Assumable activities are NPDES, Federal Facilities and Pretreatment.

DELEGATION TO STATES

STATE UNDERGROUND INJECTION CONTROL PROGRAMS APPROVED

- AT THE START OF FY 83, FOUR STATES HAD ASSUMED FULL PRIMACY AND THREE STATES HAD PARTIAL PROGRAM APPROVAL. TWENTY-SEVEN STATES WERE SCHEDULED FOR FULL PRIMACY AND THREE FOR PARTIAL APPROVAL BY THE END OF THE YEAR.
- THE PROGRAM MISSED ITS FY 83 GOAL. FIVE STATES ASSUMED FULL PRIMACY DURING THE FOURTH QUARTER MAKING A TOTAL OF TWELVE STATES WITH FULL PRIMACY AND THREE WITH PARTIAL PROGRAM APPROVAL.
- AT THE END OF FY 83, STATE UIC PROGRAMS COVERED ABOUT 56% OF THE JUNE 1983 NATIONAL INVENTORY OF INJECTION WELLS. THEY HAD BEEN TARGETED TO COVER ABOUT 85%.
- DURING THE FOURTH QUARTER, MAINE, NEW JERSEY, ALABAMA, NEW MEXICO AND WYOMING ASSUMED FULL PRIMACY AND MISSISSIPPI, OHIO AND NORTH DAKOTA RECEIVED PARTIAL PROGRAM APPROVAL. THE VIRGIN ISLANDS WERE ADDED TO THE LIST OF STATES REQUIRING A FEDERAL PROGRAM.
- REGION III MET ITS TARGET FOR SUBMITTAL OF THE DELAWARE APPLICATION DURING THE FOURTH QUARTER.
- REGIONS I, II, IV, IX AND X MISSED THEIR TARGETS FOR SUBMISSION OF NINE APPLICATIONS.
- HEADQUARTERS MISSED ITS REVIEW AND APPROVAL TARGET IN THE CASE OF TEN APPLICATIONS.
  - SIX WERE FORWARDED TO THE ADMINISTRATOR AND SHOULD BE APPROVED BY NOVEMBER.
  - FOUR WERE RETURNED TO THE REGIONS FOR FURTHER WORK WITH THE STATES.
- UIC DIRECT IMPLEMENTATION REGULATIONS ARE NOW FOUR MONTHS BEHIND SCHEDULE. THEY TOOK MORE TIME THAN ANTICIPATED TO CLEAR THE ADMINISTRATOR'S OFFICE.



**Legend**

- FULL PRIMACY----- 12
- CLASS I, III, IV, V WELLS- 3
- CLASS II WELLS----- 4
- NO ASSUMED ACTIVITIES----- 19
- FEDERAL PROGRAM REQUIRED-- 20

**•• TARGETED FOR FULL PRIMACY IN FY-83**

Region	States (from bottom to top)	Total States
I	MA, ME, NH, CT, RI, VT	6
II	NJ, PR, NY, VT	4
III	MD, WV, DE, PA, VA	6
IV	AL, FL, MS, NC, GA, SC, KY, TN	8
V	OH, IL, WI, IN, MI, MN	6
VI	LA, NM, OK, TX, AR, OS	6
VII	NE, KS, MO, IA	4
VIII	UT, WY, ND, SD, CO, MT	6
IX	GU, CA, HI, AS, AZ, NM, NV, IT	8
X	OR, WA, ID, AK	4

- TARGETED FOR FULL PRIMACY IN FY-83
- TARGETED FOR PARTIAL PROGRAM APPROVAL IN FY-83
- ☐ TARGETED FOR FULL PRIMACY IN FY-84

DEVELOPING AND REVIEWING CRITICAL REGULATIONS

- AT THE START OF FY 83, THE OFFICE OF WATER TARGETED THREE MAJOR REGULATIONS FOR PROMULGATION AND THREE FOR PROPOSAL BY THE END OF FY 83.
- THREE MAJOR REGULATIONS WERE PROPOSED DURING THE YEAR; NONE WERE PROMULGATED.
- THE OFFICE OF WATER REVISED ITS REGULATORY SCHEDULE DURING THE FOURTH QUARTER TO REFLECT THE PRIORITIES AND APPROACHES OF THE NEW LEADERSHIP.

# DEVELOPING AND REVIEWING CRITICAL REGULATIONS

OW SCHEDULE FOR FY 83 PROPOSAL AND PROMULGATION (REVISED 8/83)

REGULATIONS	PROPOSAL F.R. DATE	PROMULGATION F.R. DATE	STATUS**
CONSTRUCTION GRANTS	--	4/83	<u>OFF SCHEDULE</u> 6 MONTHS; OMB DELAY.
404(b)(1) GUIDELINES	4/28/84	11/30/84	<u>ON SCHEDULE.</u>
NATIONAL INTERIM PRIMARY DRINKING WATER STANDARDS	9/30/83	9/30/85	<u>OFF SCHEDULE.</u> SIGNING IMMINENT, HOWEVER.
BEST CONVENTIONAL TECHNOLOGY	12/29/82*	4/31/84	<u>ON SCHEDULE.</u>
GENERAL PRETREAT- MENT (REMOVAL CREDITS)	9/28/82*	1/15/84	<u>ON SCHEDULE.</u>
NPDES REGULATIONS (LITIGATION PKG.)	11/18/82*	3/01/84	<u>ON SCHEDULE.</u>
WATER QUALITY STANDARDS	10/29/82*	9/30/83	<u>OFF SCHEDULE;</u> INFORMAL NEGOTIATIONS WITH HILL CONCLUDED. SIGNING IMMINENT.

GUIDELINES	DRAFT DATE	FINAL DATE	STATUS**
SLUDGE MANAGEMENT	8/01/83	10/01/83	<u>OFF SCHEDULE</u> 5 MONTHS; TASK FORCE ACTIVITIES REALIGNED.

\* ACTUAL COMPLETION DATES.

\*\* BASED ON INTERIM MILESTONES.

DEVELOPING AND REVIEWING CRITICAL REGULATIONS  
EFFLUENT GUIDELINES

- TWENTY-NINE EFFLUENT GUIDELINES WERE COVERED BY THE AUGUST 25, 1982 COURT-ORDERED SCHEDULE.
  - 4 EFFLUENT GUIDELINES WERE PROMULGATED ON SCHEDULE BEFORE FY 83.
  - 13 GUIDELINES WERE PROMULGATED ON SCHEDULE DURING FY 83, MAKING A TOTAL OF 17.
  - 1 EFFLUENT GUIDELINE WAS REMOVED FROM THE SCHEDULE.
  
- OF THE REMAINING ELEVEN EFFLUENT GUIDELINES:
  - 6 ARE ON SCHEDULE.
  - 5 ARE BEHIND SCHEDULE.
    - 4 EXPECTED TO MEET COURT DEADLINES.
    - 1 COURT IS AWARE OF DELAY.
  
- THREE EFFLUENT GUIDELINES WERE PROPOSED ON OR CLOSE TO SCHEDULE DURING THE FOURTH QUARTER:
  - ALUMINUM FORMING.
  - COPPER FORMING.
  - PHARMACEUTICALS.

EFFLUENT GUIDELINES SCHEDULE FOR FY 83 PROPOSAL AND PROMULGATION

AS OF SEPTEMBER 30, 1983

	Industry	PROPOSAL RMP (F.R. Date)	FY '83	FY '84
			O N D J F M A M J J A S	O N D
*	Aluminum Forming	11/82	PROMULGATED 9/83.	
*	Battery Manufacturing	11/82	.....	..... <sup>o</sup>
	Coil Coating (Can Making Segment)	1/83	.....	..... <sup>o</sup>
	Copper Forming	11/82	PROMULGATED 8/83.	
	Electrical & Electronic (Phase II)	2/83	.....	..... <sup>o</sup>
*	Foundries	11/82	.....	..... <sup>o</sup>
	Inorganic Chemicals (Phase II)	9/83	PROPOSED 9/83.....	..... <sup>o</sup>
*	Nonferrous Metals Forming	—	.....	..... <sup>o</sup>
	Nonferrous Metals (Phase I)	1/83	.....	..... <sup>o</sup>
*	Nonferrous Metals (Phase II)	—	.....	..... <sup>o</sup>
**	Organic & Plastics Chem	2/83	.....	..... <sup>o</sup>
**	Pesticides	11/82	.....	..... <sup>o</sup>
	Pharmaceuticals	11/82	PROMULGATED 9/83.	
*	Plastics Molding and Forming	—	.....	..... <sup>o</sup>

<sup>o</sup> Proposal.

<sup>o</sup> Promulgation

\* Court deadlines  
modified.

\*\* Court notified of  
delays.

## MEETING PROGRAM COMMITMENTS

### CONSTRUCTION GRANTS OBLIGATIONS

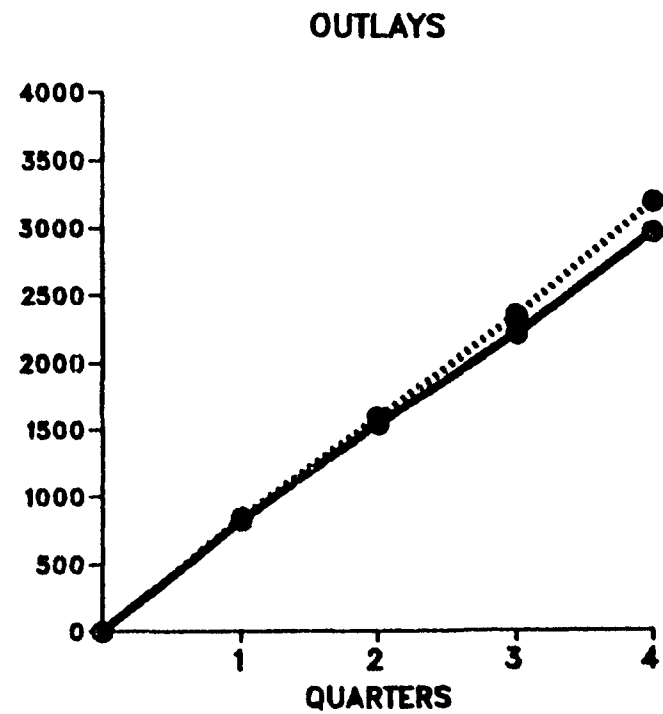
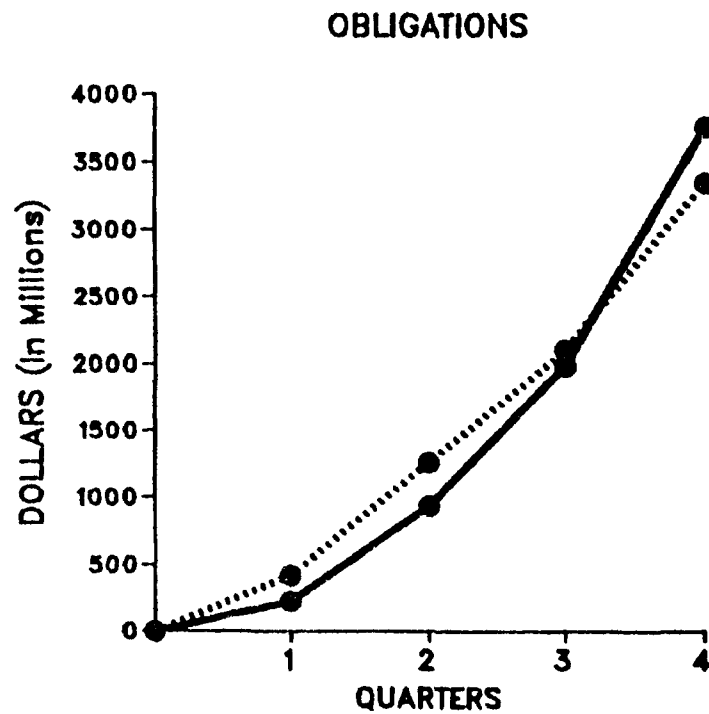
- THE OFFICE OF WATER REVISED ITS COMMITMENT FOR THE THIRD AND FOURTH QUARTERS TO REFLECT GROSS OBLIGATIONS INSTEAD OF NET OBLIGATIONS IN ORDER TO ELIMINATE THE CONFLICT CREATED BY NET OBLIGATION AND DEOBLIGATION GOALS.
- NATIONALLY, ACTUAL OBLIGATIONS WERE 112% OF THE NEW END-OF-YEAR GROSS OBLIGATION TARGET.
- REGIONS I, II, V, VII AND IX MET THEIR NEW GROSS OBLIGATION TARGETS WITHIN A +15% TO -10% WINDOW.
- THE REMAINING REGIONS EXCEEDED THEIR TARGETS BY MORE THAN 15% WITH HEADQUARTERS ENCOURAGEMENT.

### CONSTRUCTION GRANTS OUTLAYS

- NATIONALLY, ACTUAL OUTLAYS WERE 93% OF THE PLANNED END-OF-YEAR TARGET.
- ALL BUT FOUR REGIONS MET THEIR OUTLAY TARGETS WITHIN A +5% WINDOW. REGIONS IV, V, VIII AND X ACHIEVED 81%, 91%, 83% AND 87% OF THEIR RESPECTIVE TARGETS.

# CONSTRUCTION GRANT PROGRAM OBLIGATIONS AND OUTLAYS

As Of September 30, 1983



● TARGET  
● ACTUALS

## MEETING PROGRAM COMMITMENTS

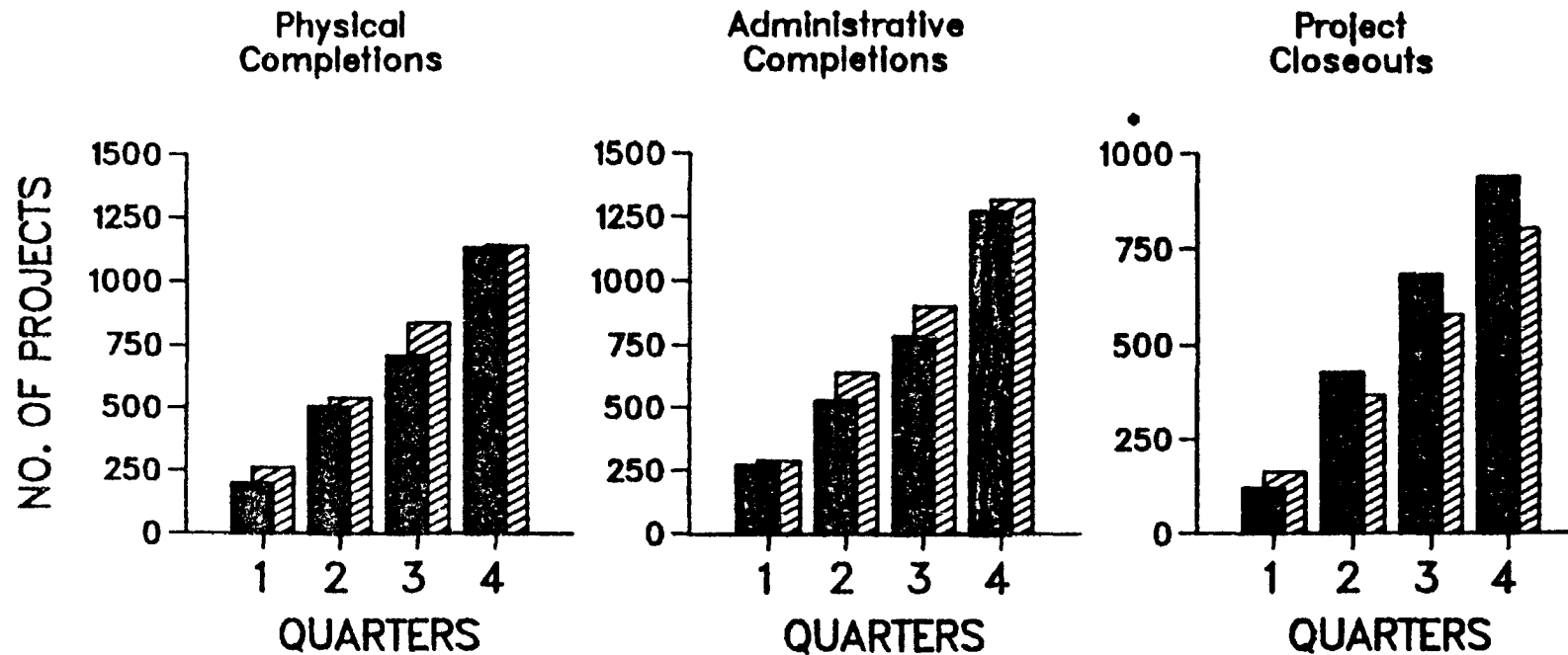
### CONSTRUCTION GRANTS COMPLETIONS AND CLOSEOUTS

- NATIONALLY, THE OFFICE OF WATER ACHIEVED 99% OF ITS END-OF-YEAR TARGET FOR PHYSICAL COMPLETIONS. REGIONS I, III, V, VI, VII AND IX MET OR EXCEEDED THEIR TARGETS. REGIONS II, IV, VIII AND X ACHIEVED 84%, 95%, 93% AND 85% OF THEIR RESPECTIVE TARGETS.
- THE OFFICE OF WATER REDUCED ITS THIRD AND FOURTH QUARTER COMMITMENTS FOR ADMINISTRATIVE COMPLETIONS TO REFLECT THE IG'S NEW AUDIT CERTIFICATION PROCEDURES. NATIONALLY, OW ACHIEVED 96% OF ITS NEW END-OF-YEAR TARGET. REGIONS III, IV, VI, VII, VIII AND X MET OR EXCEEDED THEIR TARGETS. REGIONS I, II, V AND IX ACHIEVED 67%, 84%, 85% and 85% OF THEIR RESPECTIVE TARGETS.
- THE OFFICE OF WATER REDUCED ITS THIRD AND FOURTH QUARTER COMMITMENTS FOR PROJECT CLOSEOUTS TO REFLECT THE IG'S NEW AUDIT SCREENING AND CERTIFICATION PROCEDURES. NATIONALLY, OW ACHIEVED 117% OF ITS NEW END-OF-YEAR TARGET. ALL REGIONS MET OR EXCEEDED THEIR END-OF-YEAR TARGETS.



# CONSTRUCTION GRANT COMPLETIONS/CLOSEOUTS PROJECTS COMPLETED

As Of September 30, 1983



\* DIFFERENT SCALE

Legend  
■ ACTUAL  
▨ TARGET

OMSE 9/83

## MEETING PROGRAM COMMITMENTS

### NPDES PERMITTING

#### PERMITTING

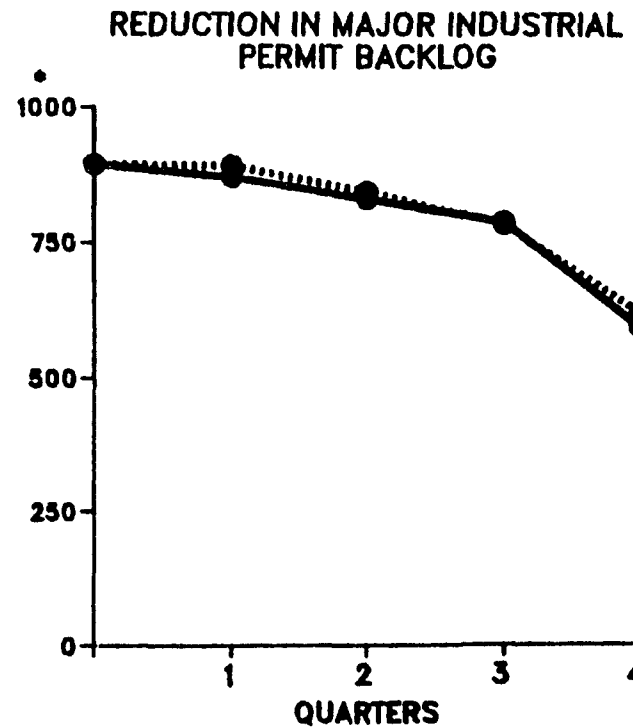
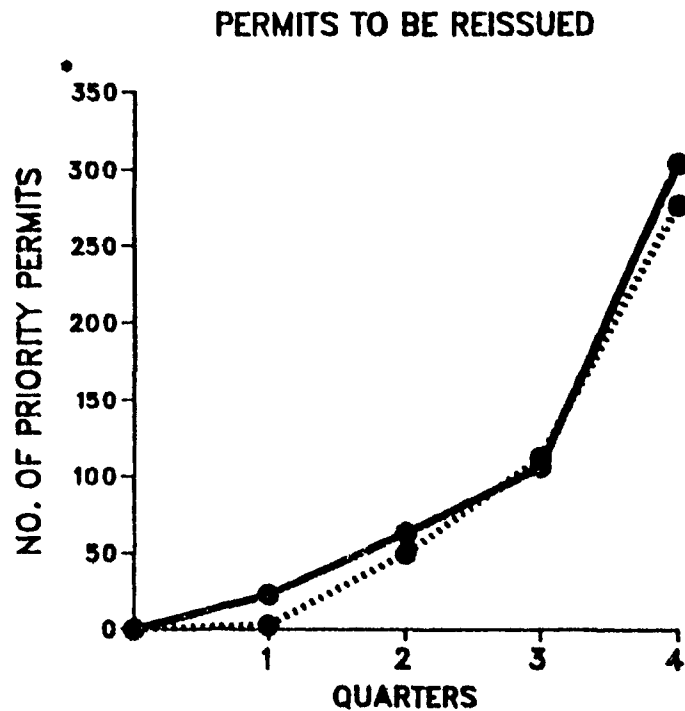
- AT THE START OF FY 83, EPA'S NPDES REPERMITTING BACKLOG INCLUDED APPROXIMATELY 1,175 MAJOR PERMITS AND 9,000 MINOR PERMITS. OF THE 1,175 BACKLOGGED MAJOR PERMITS, 20 WERE FOR FEDERAL FACILITIES, 260 WERE FOR MUNICIPALITIES AND 895 WERE FOR INDUSTRIAL FACILITIES. THE OFFICE OF WATER IS CURRENTLY GIVING PRIORITY TO REDUCING THE BACKLOG OF MAJOR INDUSTRIAL PERMITS.
- WHILE NPDES REPERMITTING PROGRESS WAS VERY SLOW DURING THE FIRST THREE QUARTERS OF FY 83, THE REGIONS EXCEEDED THE NATIONAL END-OF-YEAR TARGET BY 10%.
- AT THE START OF FY 83, THE OFFICE OF WATER TARGETED 276 MAJOR INDUSTRIAL PERMITS FOR REISSUANCE DURING FY 83.
- THE REGIONS ISSUED 303 PERMITS DURING FY 83; 197 OR 60% OF THEM WERE ISSUED DURING THE FOURTH QUARTER.

#### NEW PERMITS

- THE REGIONS ISSUED 55 NEW PERMITS DURING THE FOURTH QUARTER. NATIONALLY, THE AVERAGE PROCESSING TIME WAS TEN MONTHS FROM RECEIPT OF A COMPLETE APPLICATION TO PERMIT ISSUANCE, AGAINST A SIX-MONTH TARGET.

## REDUCING REPERMITTING BACKLOG

As Of September 30, 1983



\*DIFFERENT SCALES

● TARGET  
● ACTUALS

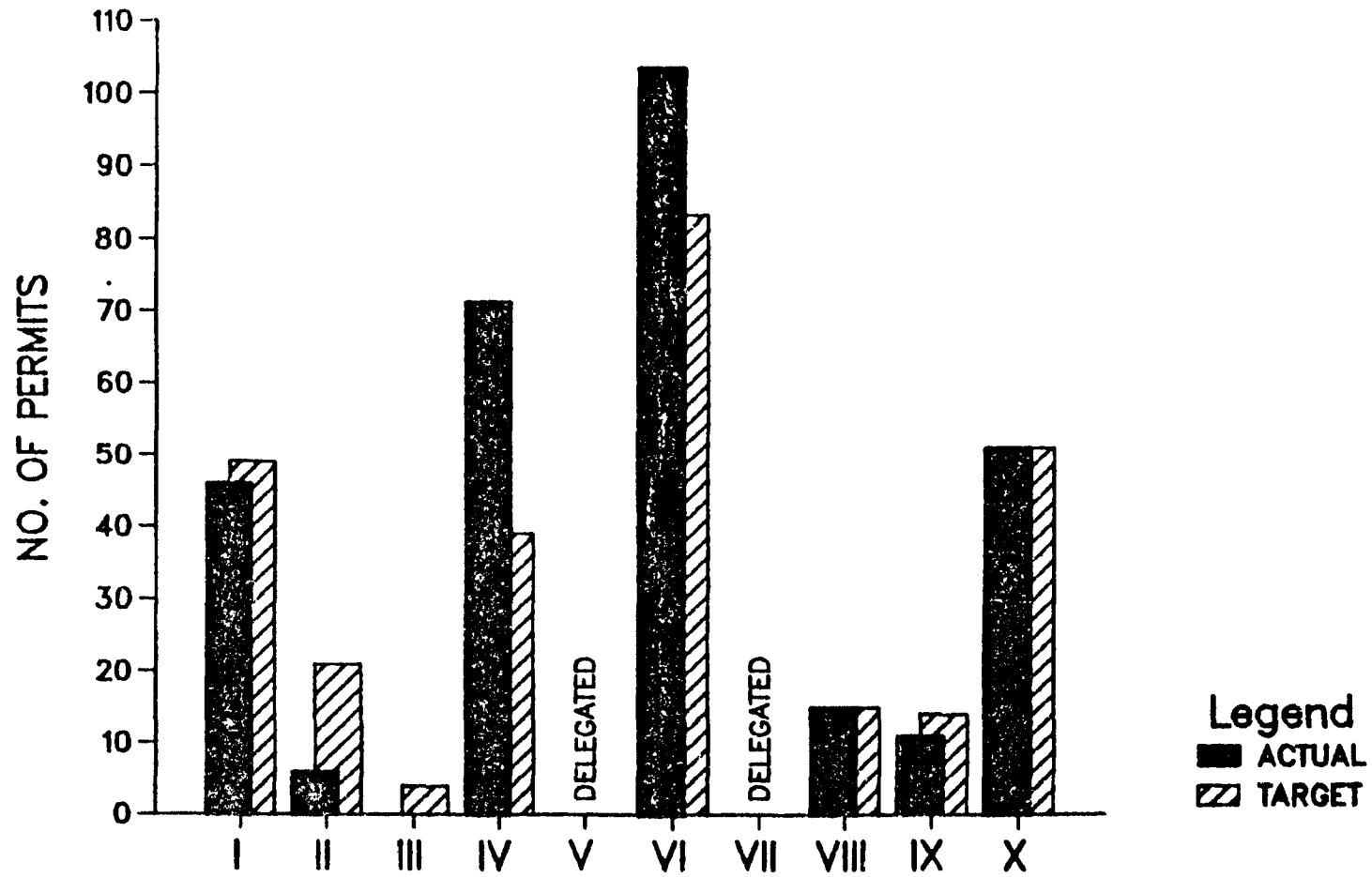
MEETING PROGRAM COMMITMENTS

NPDES REPERMITTING

- REGIONS I, IV, VI, IX AND X EXCEEDED THEIR FOURTH QUARTER TARGETS.
- REGIONS IV AND VI EXCELLED, ACHIEVING 182% AND 124% OF THEIR RESPECTIVE END-OF-YEAR TARGETS.
- REGIONS VIII AND X MET THEIR END-OF-YEAR TARGETS.
- REGIONS I, II, III AND IX ACHIEVED 94%, 29%, 0%, AND 79% OF THEIR RESPECTIVE END-OF-YEAR TARGETS.

# REDUCING NPDES REPERMITTING BACKLOG

As Of September 30, 1983



OMSE 9/83

MEETING PROGRAM COMMITMENTS

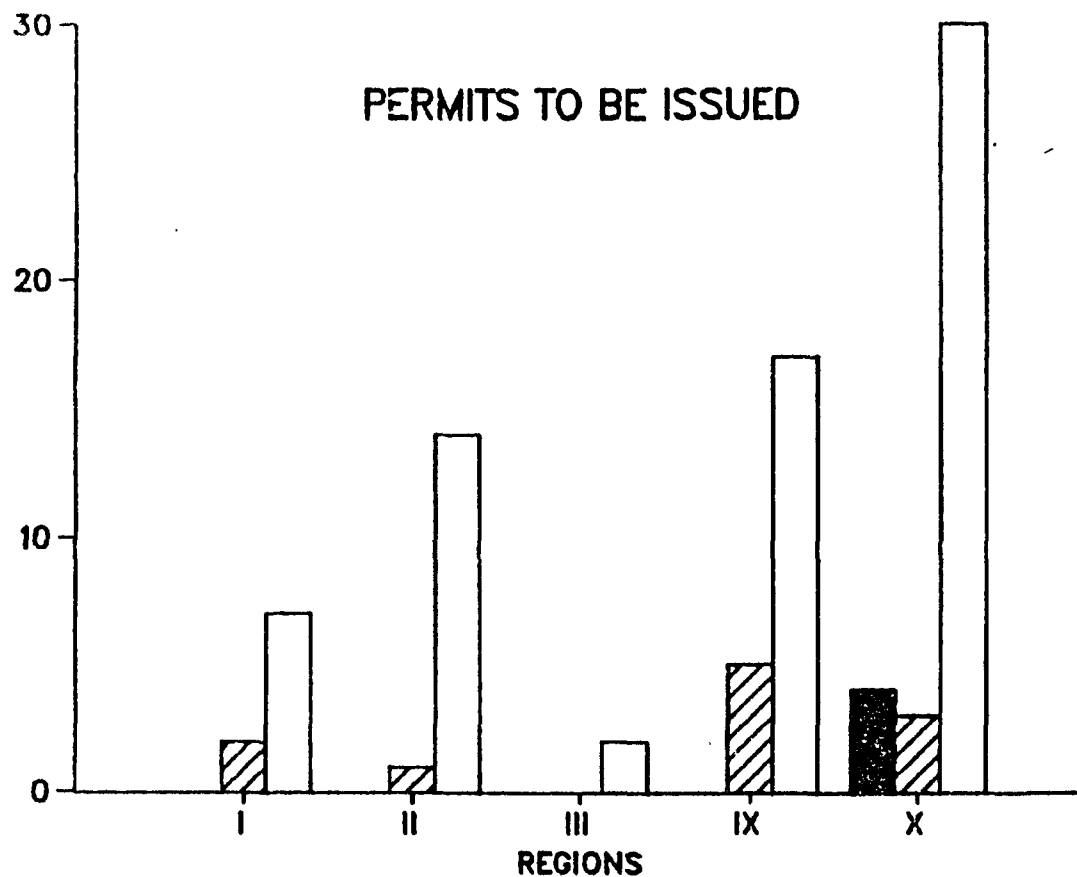
301(h) OCEAN DISCHARGE PERMITS

- o PROGRESS IN ISSUING 301(h) OCEAN DISCHARGE PERMITS REMAINS QUITE SLOW.
- o FOR THE TWENTY-FOUR WAIVER DECISIONS AND SIX DRAFT PERMITS ISSUED BEFORE FY 83, THE REGIONS WERE TARGETED TO ISSUE:
  - NINE DRAFT PERMITS.
  - ELEVEN FINAL PERMITS.
- o REGION X WAS THE ONLY REGION TO ISSUE ANY 301(h) OCEAN DISCHARGE PERMITS DURING FY 83:
  - THREE FINAL PERMITS DURING THE FOURTH QUARTER FOR A TOTAL OF FOUR FINAL PERMITS.
  - ONE DRAFT PERMIT DURING THE FOURTH QUARTER FOR A TOTAL OF FOUR DRAFT PERMITS.
- o HEADQUARTERS ISSUED A TENTATIVE WAIVER DECISION DURING THE THIRD QUARTER DENYING BOSTON'S WAIVER REQUEST, BUT FAILED TO ISSUE A DECISION FOR SAN FRANCISCO DURING THE FOURTH QUARTER.

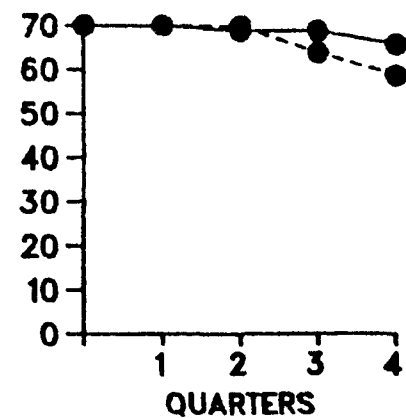
# 301( H ) OCEAN DISCHARGE PERMITS

As Of September 30, 1983

PERMITS TO BE ISSUED



BACKLOG REDUCTION



● ACTUAL  
● TARGET

Legend  
 ■ ACTUAL  
 ▨ TARGET  
 □ BACKLOG

OMSE 9/83

## ENFORCEMENT

### GENERAL

- THE NATIONAL MUNICIPAL POLICY IS CURRENTLY IN DRAFT FORM. IT HAS BEEN APPROVED BY THE ADMINISTRATOR AND IS BEING SUBMITTED TO OMB FOR REVIEW.
- THE FINAL NPDES REGULATION WILL REQUIRE USE OF THE NEW NATIONAL DEFINITION OF SIGNIFICANT NON-COMPLIANCE IN REPORTING COMPLIANCE RATES. PROPOSAL IS EXPECTED IN MAY, 1984, AND FINAL PROMULGATION IN MAY, 1985. OW IS CONSIDERING SEPARATING THE DEFINITION FROM THE REGULATION AND PROMULGATING IT ON A FASTER SCHEDULE.
- ALL REGIONS ARE VOLUNTARILY USING THE NEW DEFINITION OF SIGNIFICANT NON-COMPLIANCE IN REPORTING COMPLIANCE.

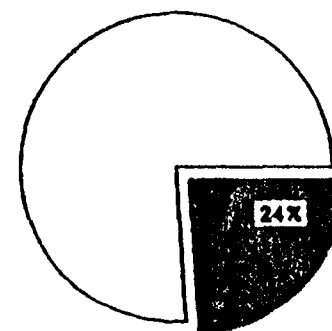
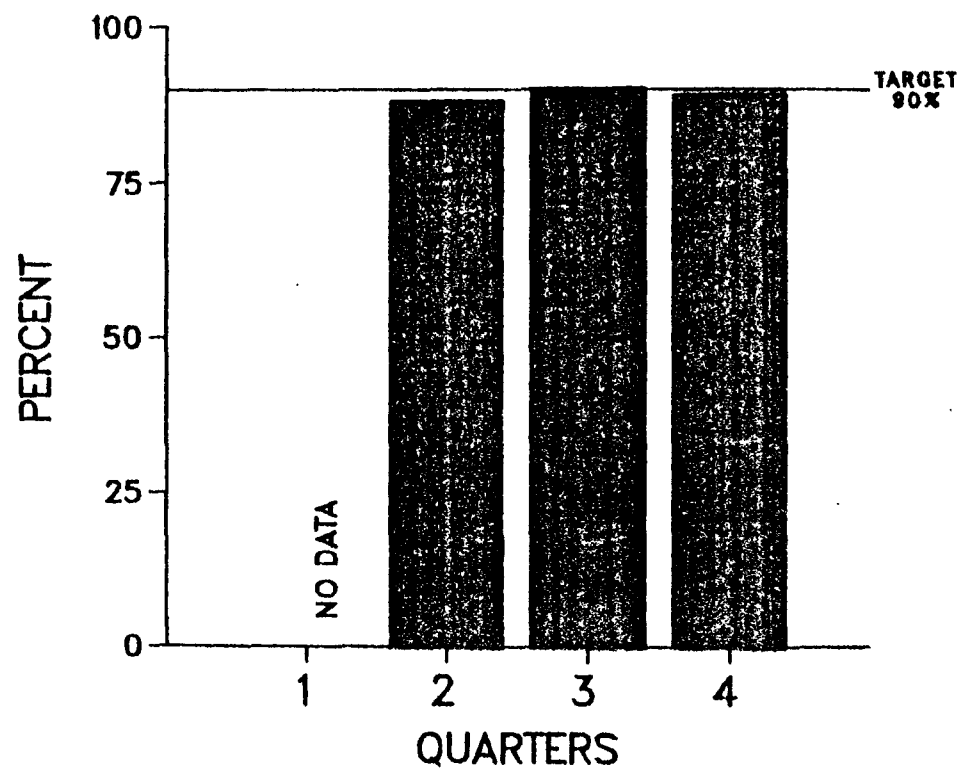
### MUNICIPALS

- THERE ARE APPROXIMATELY:
  - 3,500 MAJOR MUNICIPAL FACILITIES.
  - 2,400 MAJOR MUNICIPAL FACILITIES ON FINAL EFFLUENT LIMITS.
  - 800 MAJOR 92-500 MUNICIPAL FACILITIES ON FINAL EFFLUENT LIMITS.
- NATIONALLY, THE FOURTH QUARTER COMPLIANCE RATE FOR MAJOR 92-500 MUNICIPALS ON FINAL EFFLUENT LIMITS WAS 89% AGAINST A 90% TARGET. REGIONS I, II AND X WERE SHORT OF THEIR TARGETS BY 1%, 5% AND 9% RESPECTIVELY. ALL OTHER REGIONS MET OR EXCEEDED THEIR TARGETS.
- DURING FY 83, EPA AND THE STATES MADE 3,247 COMPLIANCE INSPECTIONS OF MAJOR MUNICIPAL FACILITIES TO CONFIRM COMPLIANCE REPORTING.



# COMPLIANCE RATES FOR MAJOR 92-500 MUNICIPALS ON FINAL EFFLUENT LIMITS

As Of September 30, 1983



PERCENT OF ALL MAJOR  
MUNICIPALS MEASURED HERE

NUMBER OF MAJOR 92-500 MUNICIPALS ON FINAL EFFLUENT LIMITS: 826


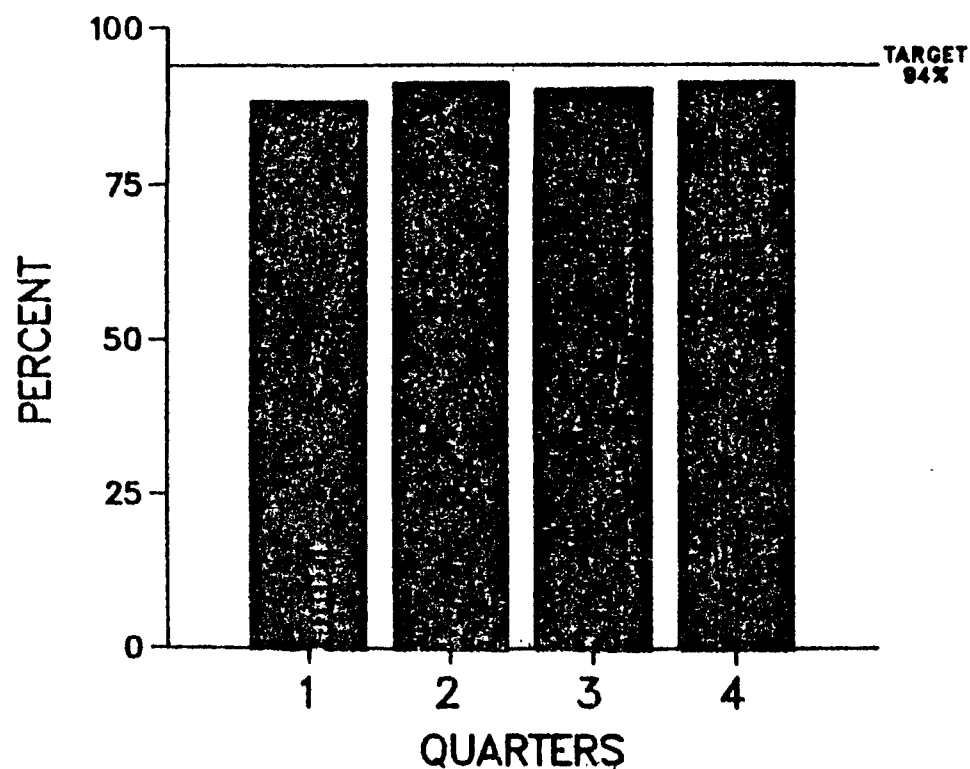
## ENFORCEMENT

### NON-MUNICIPALS

- THERE ARE APPROXIMATELY:
  - 4,000 MAJOR NON-MUNICIPAL FACILITIES.
  - 3,500 MAJOR NON-MUNICIPAL FACILITIES ON FINAL EFFLUENT LIMITS.
- NATIONALLY, THE FOURTH QUARTER COMPLIANCE RATE FOR MAJOR NON-MUNICIPALS ON FINAL EFFLUENT LIMITS WAS 91% AGAINST A 94% TARGET. REGIONS I AND III THROUGH VI MET OR EXCEEDED THEIR TARGETS. REGIONS II, VII, VIII, IX AND X WERE SHORT OF THEIR TARGETS BY 3% TO 5%.
- DURING FY 83, EPA AND THE STATES MADE 2,587 COMPLIANCE INSPECTIONS OF MAJOR NON-MUNICIPAL FACILITIES TO CONFIRM COMPLIANCE REPORTING.

# COMPLIANCE RATES FOR MAJOR NON-MUNICIPALS ON FINAL EFFLUENT LIMITS

As Of September 30, 1983



PERCENT OF ALL MAJOR  
NON-MUNICIPALS MEASURED  
HERE

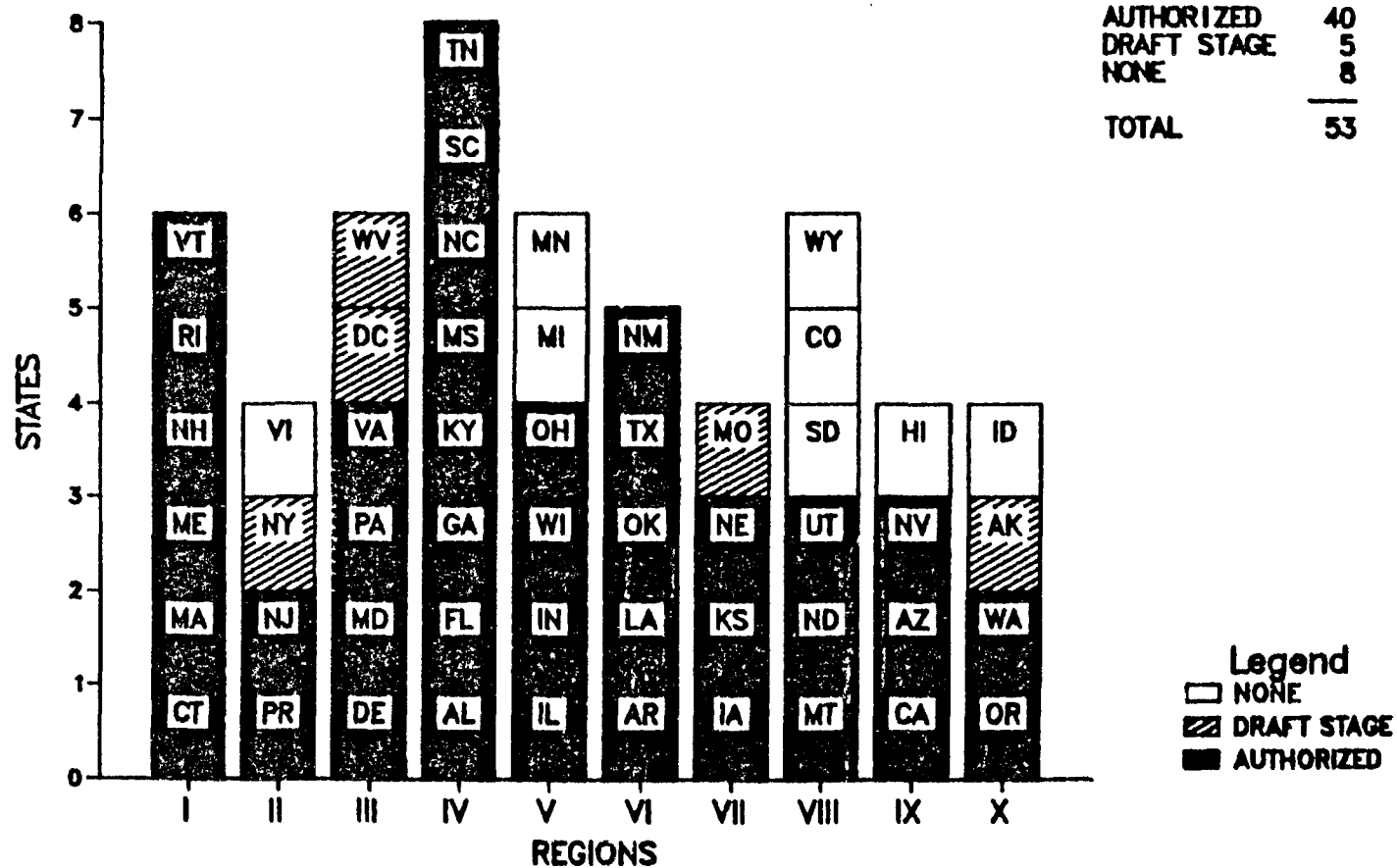
NUMBER OF MAJOR NON-MUNICIPALS ON FINAL EFFLUENT LIMITS: 3526

MANAGING FOR ENVIRONMENTAL RESULTS

- ALL BUT SIX STATES HAVE CONSTRUCTION GRANTS PRIORITY SYSTEMS BASED ON MANDATORY WATER-QUALITY PRIORITY CRITERIA:
  - IN REGION III, THE DISTRICT OF COLUMBIA.
  - IN REGION V, MINNESOTA AND OHIO.
  - IN REGION VI, ARKANSAS AND OKLAHOMA.
  - IN REGION VII, KANSAS.
- WHILE SOME REGIONS HAVE BEEN WORKING WITH STATES TO IDENTIFY PRIORITY WATER BODIES, NATIONAL INFORMATION IS NOT AVAILABLE.

# DELEGATION STATUS OF RCRA - PHASE I

As Of September 30, 1983



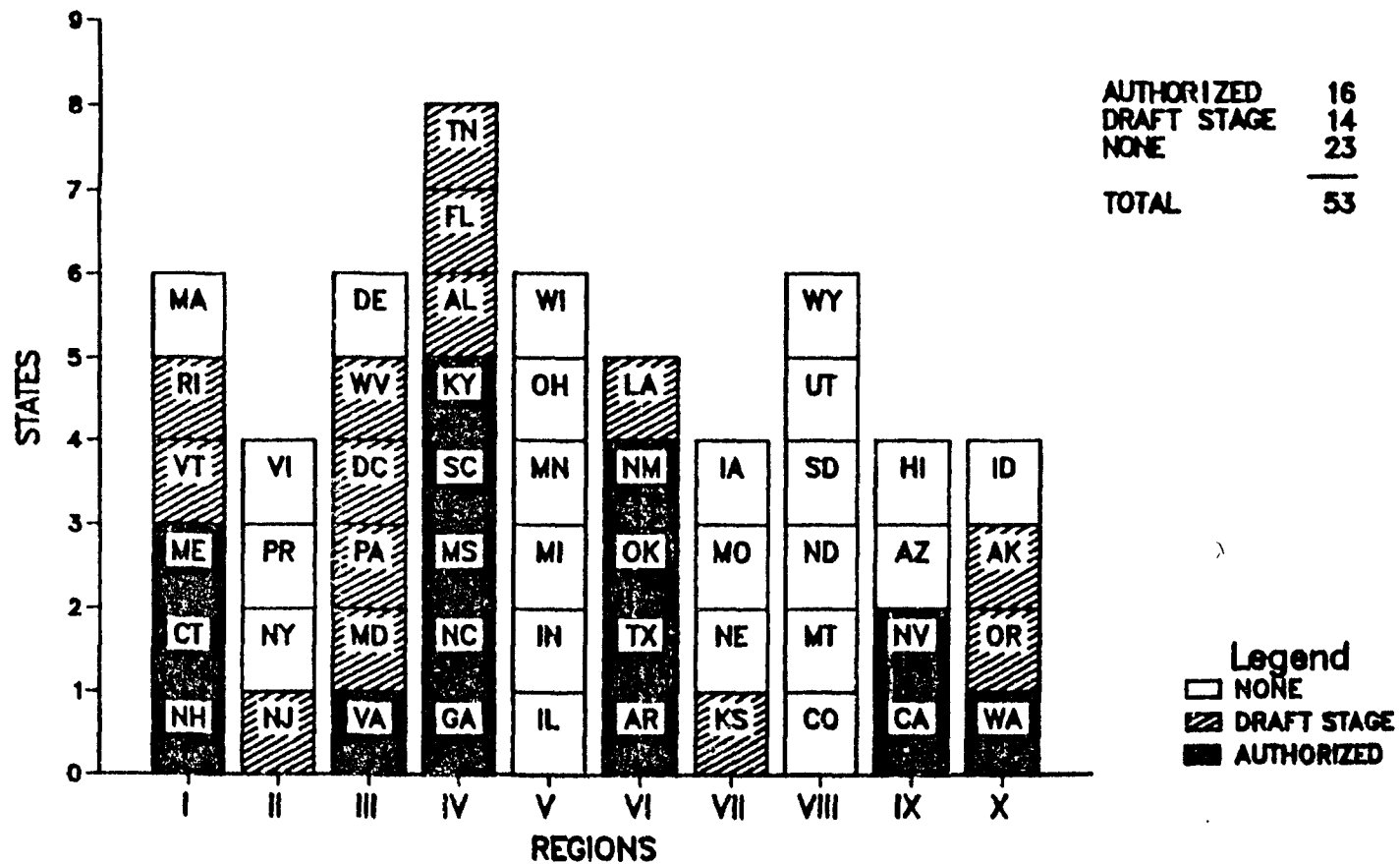
DELEGATION TO STATES

RCRA-C PHASE II STATE AUTHORIZATIONS

- ELEVEN STATES OBTAINED PHASE II AUTHORIZATION DURING FY 1983, BRINGING THE TOTAL TO 16. THE REVISED FY 1983 TARGET WAS 18.
- TWENTY-THREE STATES WERE ORIGINALLY SCHEDULED TO OBTAIN PHASE II BY THE END OF FY 1983. IN MOST CASES, SLIPPAGE OCCURRED DUE TO STATUTORY OR REGULATORY CHANGES NEEDED AT THE STATE LEVEL. IN ADDITION, SEVERAL STATES ELECTED TO GO DIRECTLY TO FINAL AUTHORIZATION.
- TWENTY-FOUR STATES NOW PLAN TO GO DIRECTLY FROM PHASE I TO FINAL AUTHORIZATION, INCLUDING ALL STATES IN REGIONS V, VII AND VIII (EXCEPT WY), NY, PR, DE, AL, TN, AR, AK, OR AND ID. (AT OF THE END OF THIRD QUARTER, 15 STATES HAD PLANNED TO GO DIRECTLY TO FINAL AUTHORIZATION.)

# DELEGATION STATUS OF RCRA - PHASE II

As Of September 30, 1983



MEETING PROGRAM COMMITMENTS  
RCRA PERMITTING

- THE NUMBER OF RCRA PART B PERMITS ISSUED HAS QUADRUPLLED SINCE THE END OF THE THIRD QUARTER. DURING THE LAST QUARTER, SIXTY-TWO PERMITS WERE ISSUED, BRINGING THE FY 83 TOTAL TO 77. THE MAJORITY OF PERMITS ISSUED WERE IN REGION IX WITH 21 AND REGION V WITH 18. EIGHTY-ONE PERMITS HAVE BEEN ISSUED SINCE THE INCEPTION OF THE PROGRAM IN FY 82.
- THE FIRST TWO DENIALS OF RCRA PART B PERMITS OCCURRED DURING FOURTH QUARTER. REGION IV TURNED DOWN AN APPLICATION BY CITY INDUSTRIES OF FLORIDA AND THE STATE OF VIRGINIA DENIED AN APPLICATION BY PRILLMAN CORPORATION.
- EXISTING FACILITIES (ACTIVITY SINCE INCEPTION OF PROGRAM IN FY 1983)
  - EPA HAS NOW CALLED IN 673 STORAGE AND TREATMENT APPLICATIONS. MOREOVER, THE STATES HAVE CALLED IN 1056 APPLICATIONS FOR A TOTAL OF 1729. (FY 1983 TARGET WAS 675.) OF THE PERMITS CALLED IN, THE STATES AND EPA HAVE RECEIVED 670 PERMIT APPLICATIONS. FIFTY-TWO PERMITS FOR EXISTING STORAGE AND TREATMENT FACILITIES WERE ISSUED DURING THE FOURTH QUARTER, BRINGING THE TOTAL TO 59 (25 BY EPA AND 34 BY STATES).
  - EPA HAS CALLED IN 108 INCINERATOR FACILITY APPLICATIONS. THE STATES HAVE CALLED IN AN ADDITIONAL 48 APPLICATIONS FOR A TOTAL OF 156. (FY 1983 TARGET WAS 136.) OF THE PERMITS CALLED IN, THE STATES AND EPA HAVE RECEIVED 81 APPLICATIONS. NO PERMITS FOR EXISTING INCINERATOR FACILITIES HAVE BEEN ISSUED YET.
  - EPA HAS CALLED IN 275 LAND DISPOSAL APPLICATIONS. THE STATES HAVE CALLED IN ANOTHER 24 FOR A TOTAL OF 299. (FY 1983 TARGET WAS 247.) OF THE PERMITS CALLED IN, THE STATES AND EPA HAVE RECEIVED 126 APPLICATIONS. NO PERMITS FOR EXISTING LAND DISPOSAL FACILITIES HAVE BEEN ISSUED YET.



MEETING PROGRAM COMMITMENTS (Cont.)

RCRA PERMITTING

- o NEW FACILITIES OR EXPANSIONS (ACTIVITY SINCE INCEPTION OF PROGRAM IN FY 1982):
  - EPA RECEIVED 14 STORAGE AND TREATMENT APPLICATIONS DURING FOURTH QUARTER, BRINGING THE TOTAL TO 96. SIX PERMITS WERE ISSUED DURING THE QUARTER, BRINGING THE TOTAL TO 14.
  - EPA RECEIVED 4 INCINERATION APPLICATIONS DURING FOURTH QUARTER, BRINGING THE TOTAL TO 19. THREE PERMITS WERE ISSUED DURING THE QUARTER, BRINGING THE TOTAL TO 6.
  - EPA RECEIVED 5 LAND DISPOSAL APPLICATIONS DURING FOURTH QUARTER, BRINGING THE TOTAL TO 20. ONE PERMIT WAS ISSUED DURING THE QUARTER, BRINGING THE TOTAL TO 2.
  
- o BASED ON EXPERIENCE TO DATE, AVERAGE PERMIT PROCESSING TIMES ARE:
  - 1.6 CALENDAR YEARS\* FOR EXISTING STORAGE AND TREATMENT FACILITIES.
  - 1.3 CALENDAR YEARS FOR NEW OR EXPANDED STORAGE AND TREATMENT FACILITIES.
  - 1.9 CALENDAR YEARS FOR NEW OR EXPANDED INCINERATOR FACILITIES.
  - 1.7 CALENDAR YEARS FOR NEW OR EXPANDED LAND DISPOSAL FACILITIES.

\*BASED ON 220 WORK DAYS PER YEAR.

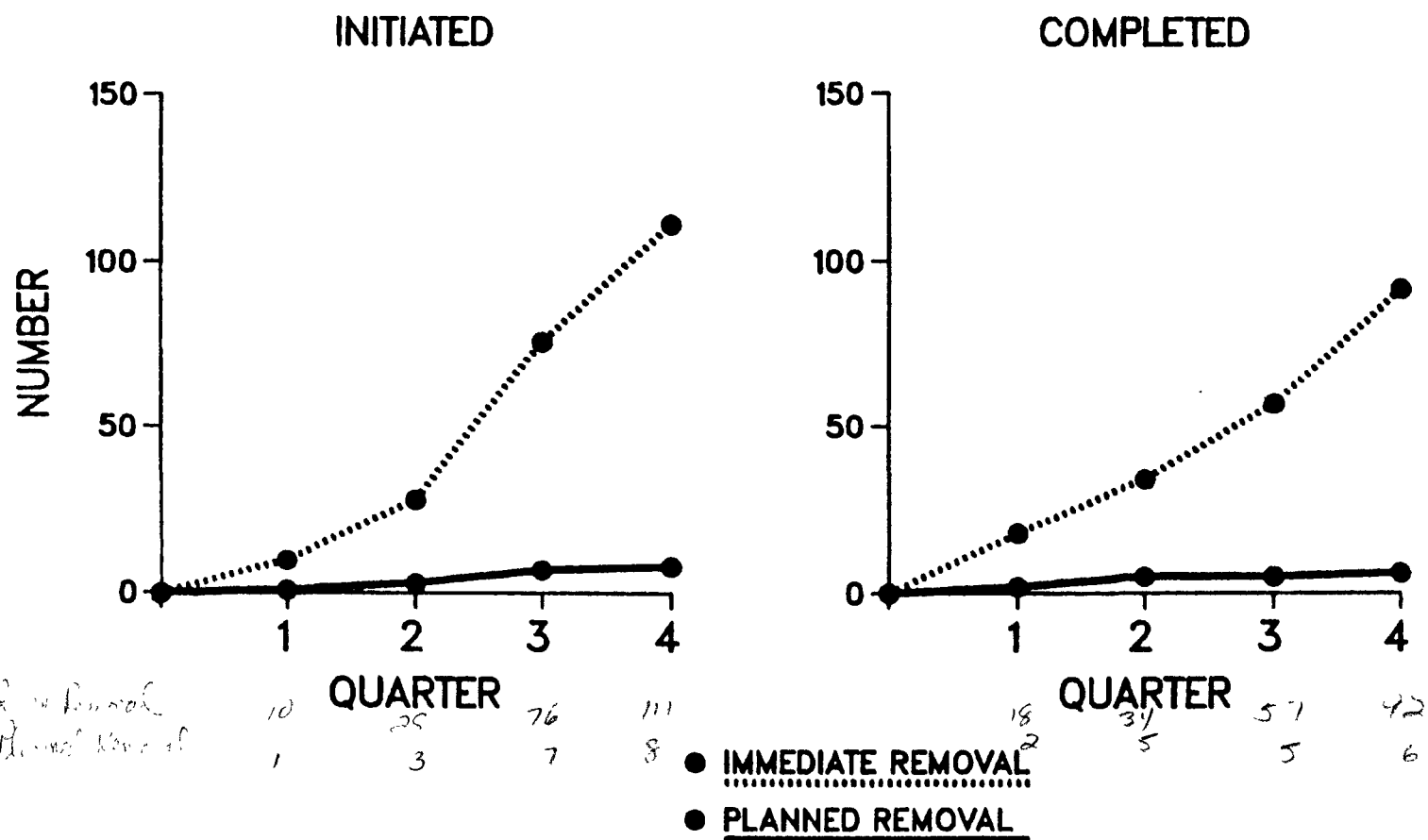
## MEETING PROGRAM COMMITMENTS

### SUPERFUND REMOVAL ACTIVITIES

- BUILDING ON ITS RECORD-BREAKING THIRD QUARTER EFFORTS, OERR CONTINUED TO EXPAND ITS REMOVAL PROGRAM EFFORTS DURING FOURTH QUARTER. THIRTY-FIVE IMMEDIATE REMOVAL ACTIONS TO STABILIZE CONDITIONS AT UNCONTROLLED SITES WERE INITIATED, BRINGING THE FY 1983 TOTAL TO 111. (DURING FY 1982, ONLY 47 IMMEDIATE REMOVALS WERE INITIATED.) THIRTY-FIVE IMMEDIATE REMOVALS WERE ALSO COMPLETED DURING FOURTH QUARTER, BRINGING THE TOTAL FY 1983 COMPLETIONS TO 92.
- REGIONAL OBLIGATIONS FOR REMOVAL ACTIVITIES MORE THAN DOUBLED DURING THE FOURTH QUARTER. \$17.5 MILLION WAS OBLIGATED FOR REMOVAL ACTIONS, BRINGING THE FY 1983 TOTAL TO \$24.7 MILLION.
- A TOTAL OF 8 PLANNED REMOVALS WERE INITIATED AND 6 COMPLETED DURING FY 1983. THE FY 1983 TARGETS WERE 7 AND 5 RESPECTIVELY.
- EPA ALSO PARTICIPATED IN 123 OTHER ON-SCENE RESPONSE ACTIVITIES.

# SUPERFUND REMOVAL ACTIVITIES FOR FY 83

As Of September 30, 1983



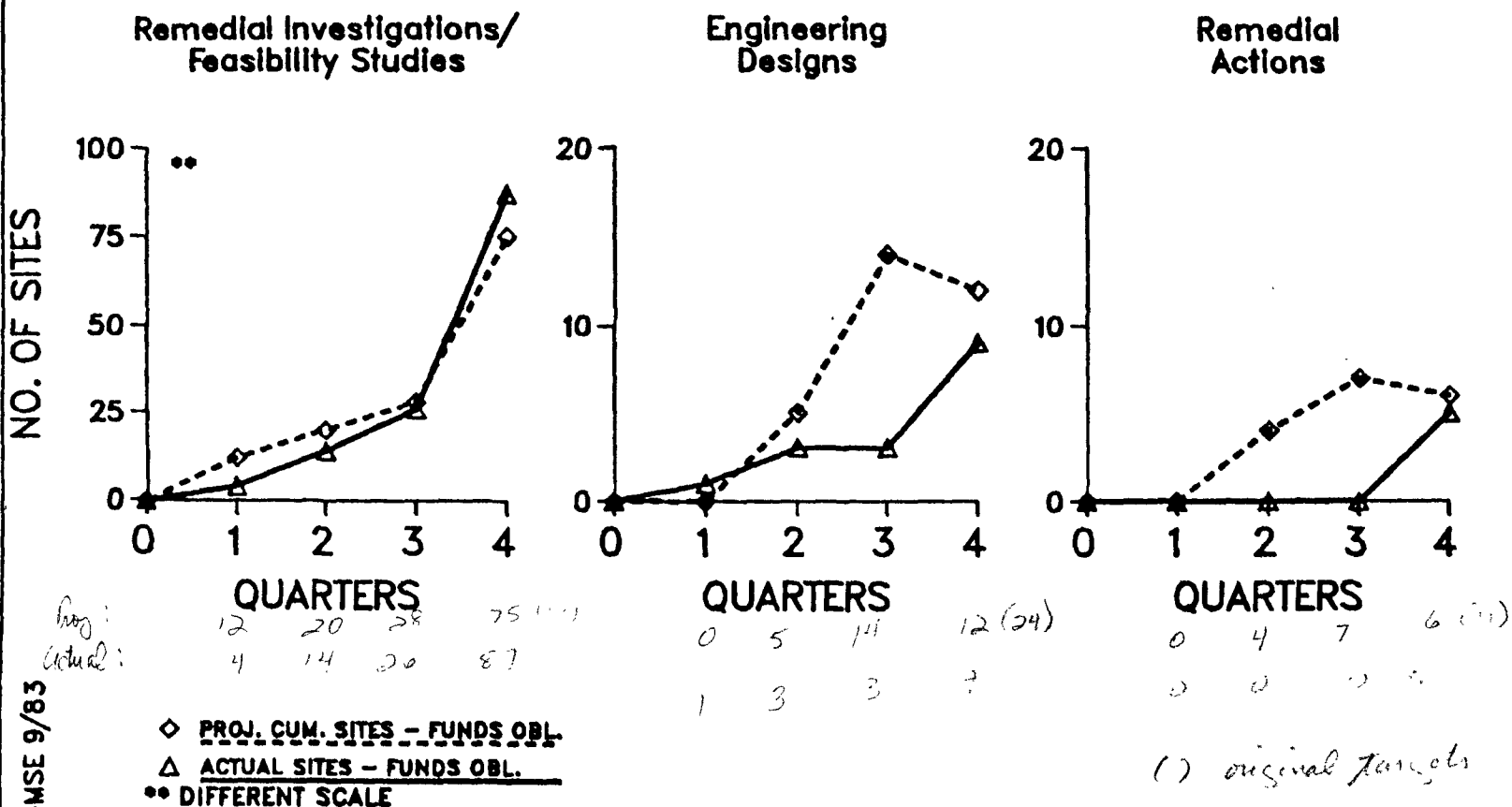
## MEETING PROGRAM COMMITMENTS

### SUPERFUND REMEDIAL ACTIVITIES

- DURING THE FOURTH QUARTER, \$41.8 MILLION WAS OBLIGATED FOR REMEDIAL ACTIVITIES. THIS BRINGS THE TOTAL FY 1983 REMEDIAL FUNDS OBLIGATED TO \$86.7 MILLION. EPA'S FY 1983 OBLIGATION TARGET WAS \$80 MILLION.
- THE FOURTH QUARTER FUNDS WERE OBLIGATED IN ACCORDANCE WITH THE REVISED FY 1983 REMEDIAL TARGETS:
  - \$22.6 MILLION FOR REMEDIAL INVESTIGATION/FEASIBILITY STUDIES. 61 NEW SITES WERE STARTED, BRINGING THE FY 1983 TOTAL TO 87 SITES. THIS EXCEEDS THE FY 1983 TARGET OF 75 SITES BY 12.
  - \$1.9 MILLION FOR ENGINEERING DESIGNS. 6 NEW SITES WERE STARTED, BRINGING THE FY 1983 TOTAL TO 9. THE END-OF-YEAR TARGET CALLED FOR ENGINEERING DESIGNS AT 12 NEW SITES.
  - \$13.2 MILLION FOR REMEDIAL IMPLEMENTATION ACTIONS. 5 NEW SITES WERE STARTED. THE END-OF-YEAR TARGET CALLED FOR REMEDIAL ACTIONS AT 6 NEW SITES.
  - \$4.1 MILLION WAS ALSO OBLIGATED FOR INITIAL REMEDIAL MEASURES. 11 NEW SITES WERE STARTED, BRINGING THE FY 1983 TOTAL TO 18. THE END-OF-YEAR TARGET CALLED FOR 16 IRM'S AT NEW SITES.
- A TOTAL OF 29 STATE COOPERATIVE AGREEMENTS WERE AWARDED DURING FY 1983 AND 21 EXISTING ONES WERE AMENDED. THIS GIVES THE STATES THE PROJECT LEAD FOR 39.5% OF THE SUPERFUND REMEDIAL DOLLARS OBLIGATED DURING FY 1983.
- SINCE THE INCEPTION OF THE SUPERFUND PROGRAM, 16,307 UNCONTROLLED SITES HAVE BEEN IDENTIFIED, 6,850 SITE INSPECTIONS HAVE BEEN COMPLETED, 1,929 PRELIMINARY INVESTIGATIONS HAVE BEEN COMPLETED AND 5 SITES ON THE NATIONAL PRIORITIES LIST HAVE BEEN CLEANED UP (2 UNDER THE REMOVAL PROGRAM, 1 UNDER THE REMEDIAL PROGRAM, 1 WITH SECTION 311 FUNDS, AND 1 AS A RESULT OF PRIVATE PARTY CLEANUP). IN ADDITION, REMEDIAL WORK IS UNDERWAY AT 142 SITES.

# FY 83 SUPERFUND SITE REMEDIAL ACTIVITIES INITIATED

As Of September 30, 1983

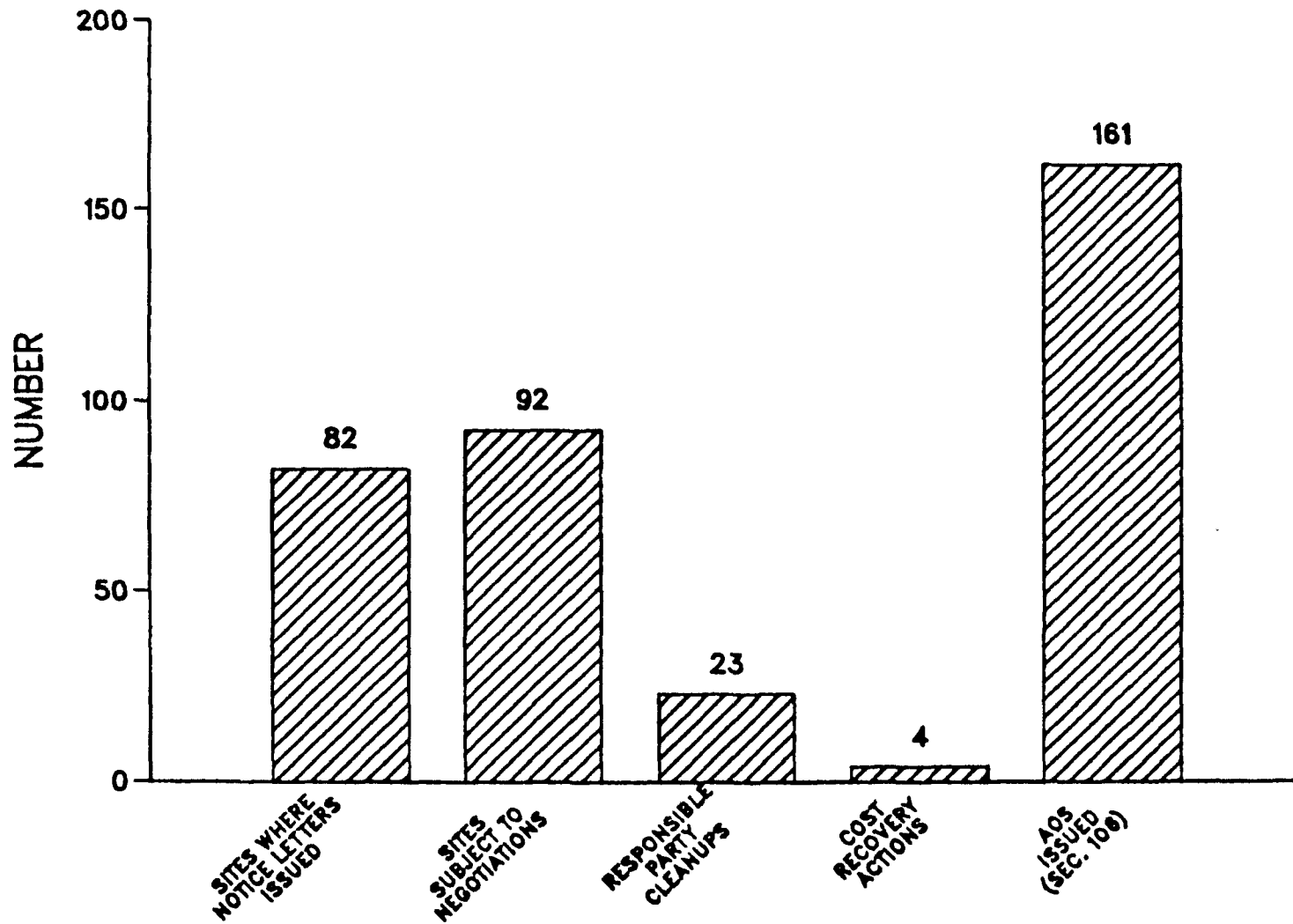


## ENFORCEMENT

### SUPERFUND ENFORCEMENT ACTIVITY

- AS IN THE THIRD QUARTER, SUPERFUND ENFORCEMENT ACTIONS HAVE CONTINUED TO INCREASE DURING FOURTH QUARTER.
  - 30 ADMINISTRATIVE ORDERS WERE ISSUED, BRINGING THE FY 1983 TOTAL TO 161. 13 OF THE ORDERS WERE ISSUED ON CONSENT AND 17 WERE ISSUED UNILATERALLY.
  - 996 NOTICE LETTERS WERE ISSUED FOR 37 SITES, BRINGING THE FY 1983 TOTAL TO 2181 NOTICE LETTERS FOR 82 SITES.
- NEGOTIATIONS ARE UNDERWAY WITH RESPONSIBLE PARTIES AT 92 SITES.
- EPA OBTAINED PRIVATE PARTY CLEANUPS WORTH \$19.6 MILLION AT 12 SITES DURING FOURTH QUARTER. THIS BRINGS THE FY 1983 TOTAL TO \$87.6 MILLION AT 23 SITES. A HIGHLIGHT DURING THE LAST QUARTER WAS THE \$10 MILLION SETTLEMENT AT THE FMC FACILITY IN FRIDLEY, MINNESOTA -- EPA'S TOP RATED NPL SITE.
- ONE COST RECOVERY ACTION WORTH \$67,000 WAS NEGOTIATED DURING THE FOURTH QUARTER. THIS BRINGS THE FY 1983 TOTAL TO \$14.4 MILLION AT 4 SITES.

# SUPERFUND ENFORCEMENT ACTIVITY FOR FY 83 As Of September 30, 1983



OMSE 9/83

## ENFORCEMENT

### RCRA ENFORCEMENT ACTIVITY

#### EPA DATA

- THE REGIONS COMPLETED 1058 RCRA FACILITY INSPECTIONS DURING FOURTH QUARTER, BRINGING THE FY 1983 TOTAL TO 3471. THE TARGET FOR THE YEAR WAS 3954. REGIONS III AND VI EXCEEDED THEIR TARGETS FOR THE FISCAL YEAR.
- ONE HUNDRED TWENTY-SEVEN HANDLERS WERE FOUND TO HAVE CLASS I VIOLATIONS DURING THE FOURTH QUARTER.
- THE REGIONS ISSUED COMPLIANCE ORDERS TO 58 HANDLERS WITH CLASS I VIOLATIONS.
- TWENTY-EIGHT HANDLERS WITH CLASS I VIOLATIONS WERE RETURNED TO COMPLIANCE THROUGH FINAL ORDERS. REGION VII WAS RESPONSIBLE FOR 9.

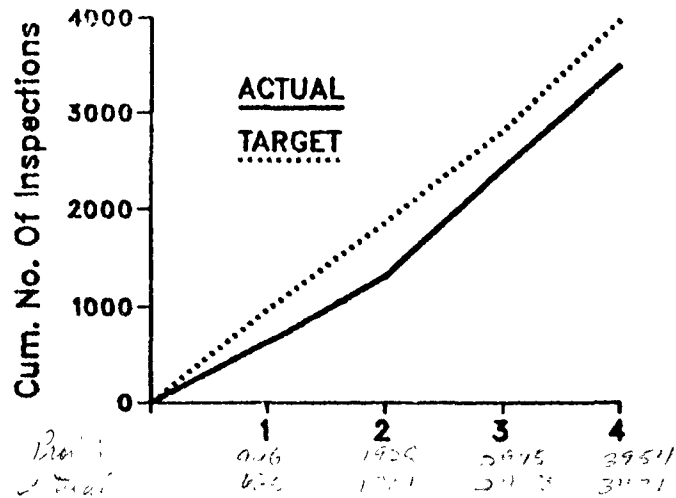
#### STATE DATA

- THIRD QUARTER DATA RECEIVED FROM MOST STATES INDICATE THAT:
  - 3849 INSPECTIONS WERE CONDUCTED, BRINGING THE FY 1983 TOTAL (AS OF THE END OF THE THIRD QUARTER) TO 11,373. 1070 OF THE THIRD QUARTER INSPECTIONS WERE IN REGION III AND 797 WERE IN REGION IV.
  - 1118 HANDLERS WERE DETECTED WITH RCRA VIOLATIONS. 308 OF THOSE WERE IN REGION IV AND 306 WERE IN REGION VI.
  - 136 FORMAL ADMINISTRATIVE ORDERS DIRECTING FACILITY COMPLIANCE WERE ISSUED.

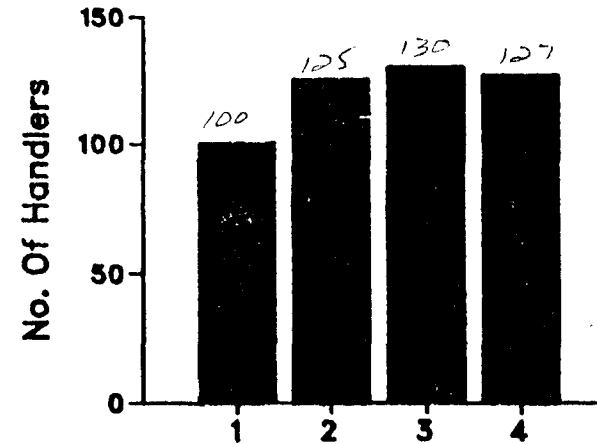


# RCRA ENFORCEMENT ACTIVITY FOR FY 1983 As Of September 30, 1983

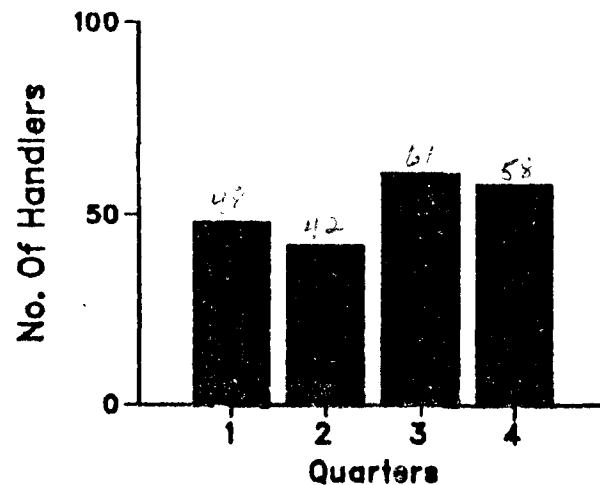
## INSPECTIONS



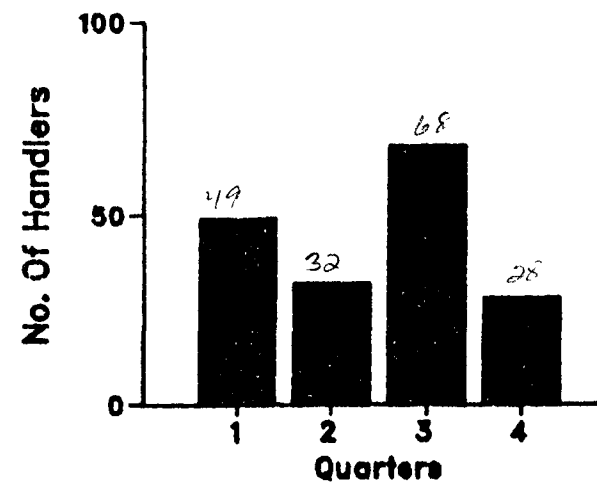
## CLASS I VIOLATORS



## COMPLIANCE ORDERS ISSUED CLASS I



## RETURNED TO COMPLIANCE CLASS I



OMSE 9/83

OFFICE OF PESTICIDES AND TOXIC SUBSTANCES

TABLE OF CONTENTS

<u>GOAL</u>	<u>PAGE</u>
MEETING PROGRAM COMMITMENTS .....	62
DEVELOPING AND REVIEWING CRITICAL REGULATIONS .....	75
ENFORCEMENT .....	76
IMPROVING THE QUALITY OF EPA SCIENCE .....	82

MEETING PROGRAM COMMITMENTS

PESTICIDE REGISTRATION APPLICATIONS

CURRENT APPLICATIONS

- TIMELY PERFORMANCE IN FY 83 DECLINED FROM NEAR PERFECT IN THE FIRST TWO QUARTERS TO ONLY 70% OF ALL APPLICATIONS REVIEWED WITHIN ADMINISTRATIVE SCHEDULES IN THE FOURTH QUARTER.
- THE DECREASE IN FOURTH QUARTER PERFORMANCE WAS DUE TO TWO FACTORS WHICH RESULTED IN ONLY 57% OF OLD CHEMICAL REVIEWS BEING REVIEWED WITHIN THE SCHEDULE:
  - THE NUMBER OF APPLICATIONS PENDING ACTION DOUBLED IN THE FOURTH QUARTER; AND
  - RESOURCES WERE DIVERTED TO THE CLOSING OUT OF 579 ACTIONS BACKLOGGED IN THE THIRD QUARTER BECAUSE OF THE CITE-ALL COURT CASE.

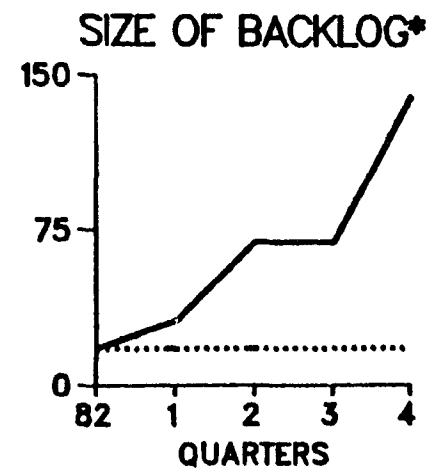
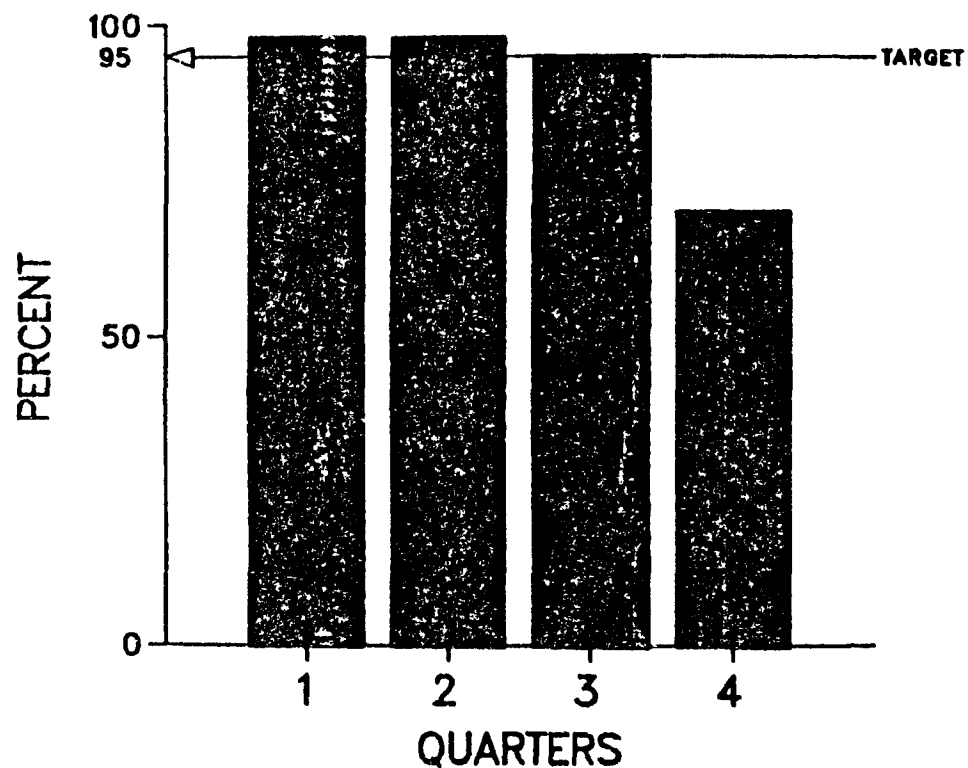
BACKLOG

- OPP FELL FAR SHORT OF THE END-OF-YEAR TARGET. THE BACKLOG OF UNPROCESSED APPLICATIONS INCREASED FROM 69 TO 140 IN THE FOURTH QUARTER.
- OPP ELIMINATED MUCH OF THE ACTUAL THIRD QUARTER BACKLOG OF 645 APPLICATIONS WHICH WERE THE RESULT OF THE CITE-ALL COURT CASE.

# PESTICIDE REGISTRATION APPLICATIONS

## PERCENT OF FY-83 APPLICATIONS COMPLETED WITHIN APPLICABLE TIMETABLE

As Of September 30, 1983



NO. OF PENDING  
APPLICATIONS WHOSE TIME  
LIMIT HAS BEEN EXCEEDED

Legend  
ACTUAL  
TARGET.....

TOTAL  
PROCESSED :

4357

4634

2905

5811

\*SEE HIGHLIGHT

OMSE 9/83

MEETING PROGRAM COMMITMENTS

PESTICIDE FFDCA TOLERANCE PETITIONS

CURRENT PETITIONS

- PERFORMANCE AGAINST THE TARGET DECLINED IN THE SECOND HALF OF FY 83 AFTER A STRONG SECOND QUARTER PERFORMANCE.
- OPP REVIEWED 76% OF THE PETITIONS WITHIN THE STATUTORY DEADLINE IN THE FOURTH QUARTER. WHILE THIS REPRESENTS A DECLINE IN TIMELY PERFORMANCE, THERE WAS AN INCREASE IN THE TOTAL NUMBER OF APPLICATIONS PROCESSED.

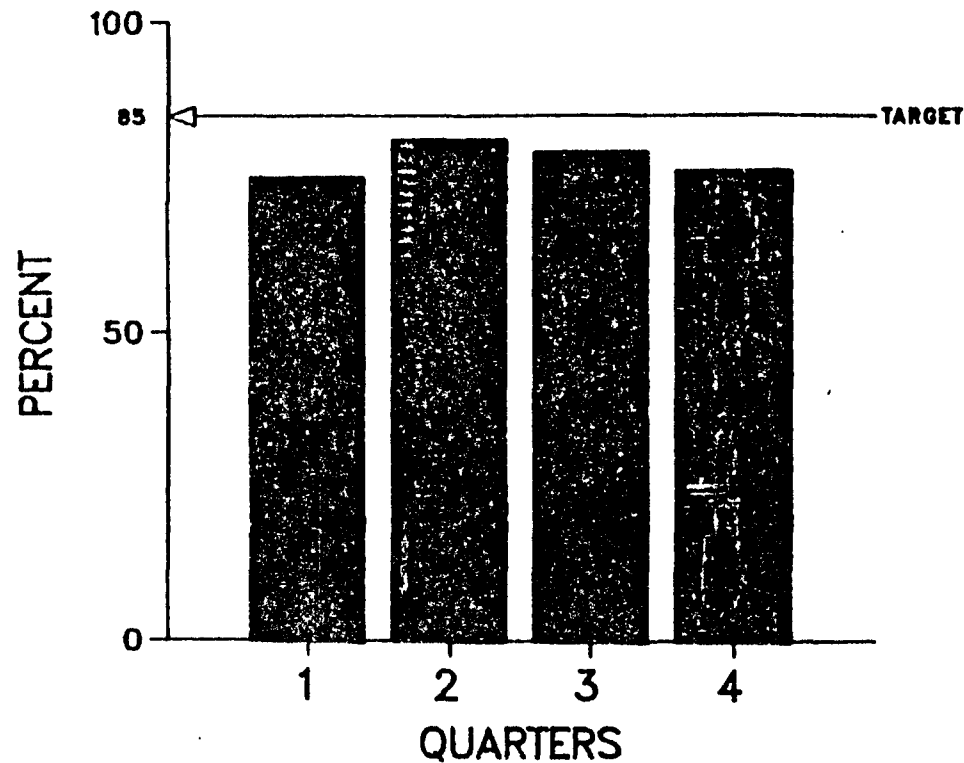
BACKLOG

- THE BACKLOG OF UNPROCESSED PETITIONS CONTINUED TO INCREASE IN THE FOURTH QUARTER AND HAS NOW EXCEEDED THE FY82 LEVEL. OPP COMPLETED FY 83 WITH 62 BACKLOGGED PETITIONS AGAINST A TARGET OF 14. THE INCREASE IN THE BACKLOG IS DUE IN PART TO UNRESOLVED SCIENCE POLICY ISSUES AND UNCOMPLETED INTRA-AGENCY DATA REVIEWS.

# FFDCA TOLERANCE PETITIONS

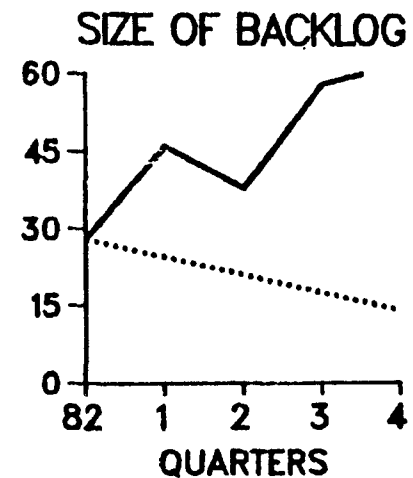
## PERCENT OF FY-83 PETITIONS COMPLETED WITHIN STATUTORY TIME LIMIT

As Of September 30, 1983



TOTAL  
PROCESSED :

113	199	106	133
-----	-----	-----	-----



NO. OF PENDING  
PETITIONS WHOSE TIME  
LIMIT HAS BEEN EXCEEDED

Legend  
ACTUAL  
TARGET....

MEETING PROGRAM COMMITMENTS

PESTICIDE EXPERIMENTAL USE PERMITS

CURRENT APPLICATIONS

- OPP PROCESSED 82% OF THE APPLICATIONS WITHIN THE ADMINISTRATIVE SCHEDULE. THIS REPRESENTS A NOTICABLE DECLINE IN PERFORMANCE SINCE THE THIRD QUARTER, PARTICULARLY WHEN RECOGNIZING THE MARKED DROP IN THE NUMBER OF APPLICATIONS PROCESSED.

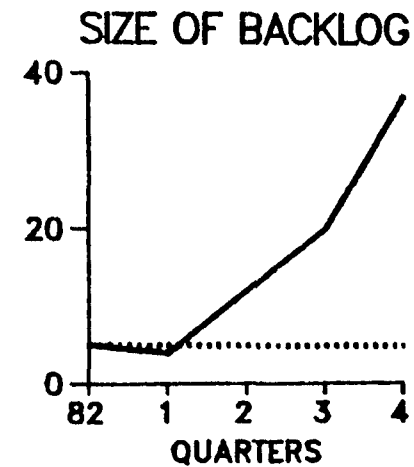
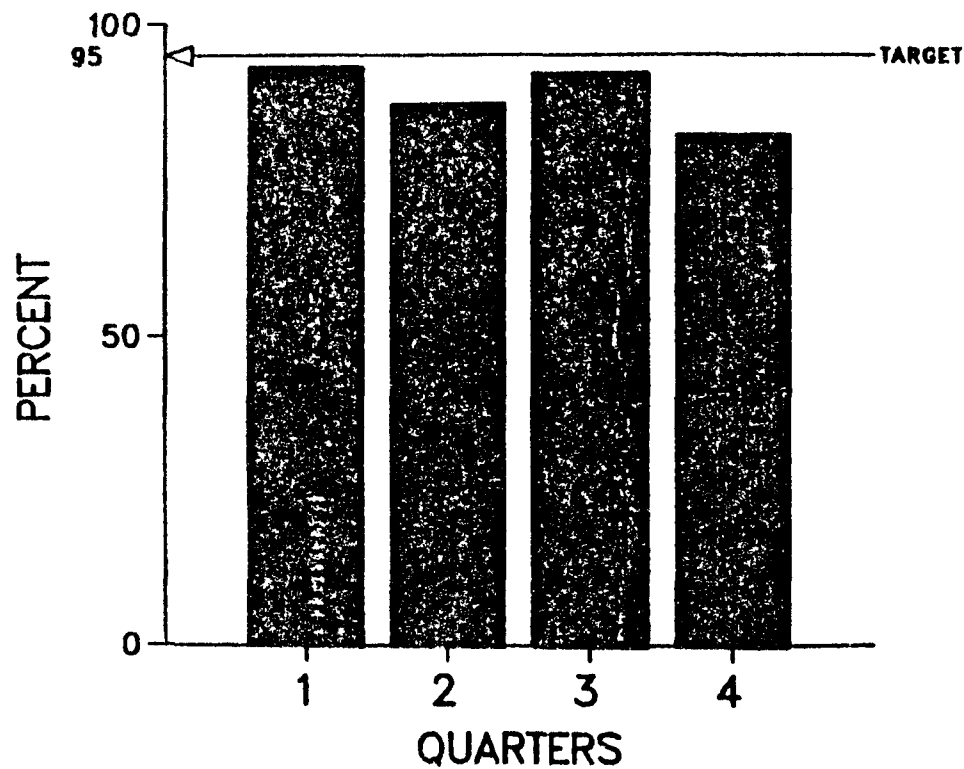
BACKLOG

- THE BACKLOG INCREASED TO 37 APPLICATIONS IN THE FOURTH QUARTER.
- THE BACKLOG HAS NOW EXCEEDED THE BEGINNING-OF-YEAR FY 82 LEVEL.

# EXPERIMENTAL USE PERMIT APPLICATIONS

## PERCENT PROCESSED ON TIME

As Of September 30, 1983



NO. OF APPLICATIONS  
WHOSE TIME LIMIT  
HAS BEEN EXCEEDED

### Legend

ACTUAL  
.....  
TARGET

TOTAL  
PROCESSED :

88

120

134

77

OMSE 9/83

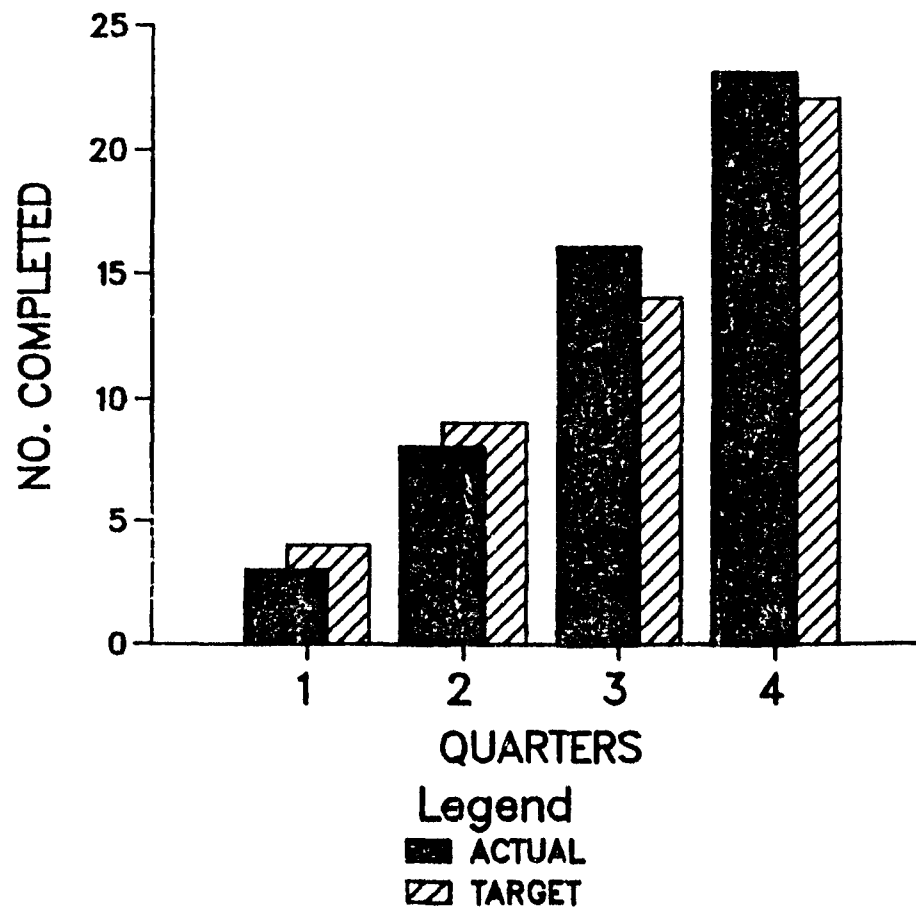


MEETING PROGRAM COMMITMENTS

PESTICIDE REGISTRATION STANDARDS

- OPP WAS SUCCESSFUL IN MEETING ITS FY 83 COMMITMENT IN THE REGISTRATION STANDARDS PROGRAM. TWENTY-THREE REGISTRATION STANDARDS WERE ESTABLISHED IN FY 83, ONE MORE THAN THE TARGET FOR THE YEAR.
- OPP MET THE TARGET OF SEVEN REGISTRATION STANDARDS TO BE ESTABLISHED IN THE FOURTH QUARTER.
- OPP HAS RESPONDED TO THE OMSE MANAGEMENT REVIEW OF REGISTRATION STANDARDS FOLLOW-UP ACTIVITIES AND IS TAKING ACTION TO ADDRESS THE ISSUES RAISED IN THE REPORT.

PESTICIDE REGISTRATION STANDARDS  
CUMULATIVE NUMBER OF STANDARDS ESTABLISHED  
As Of September 30, 1983



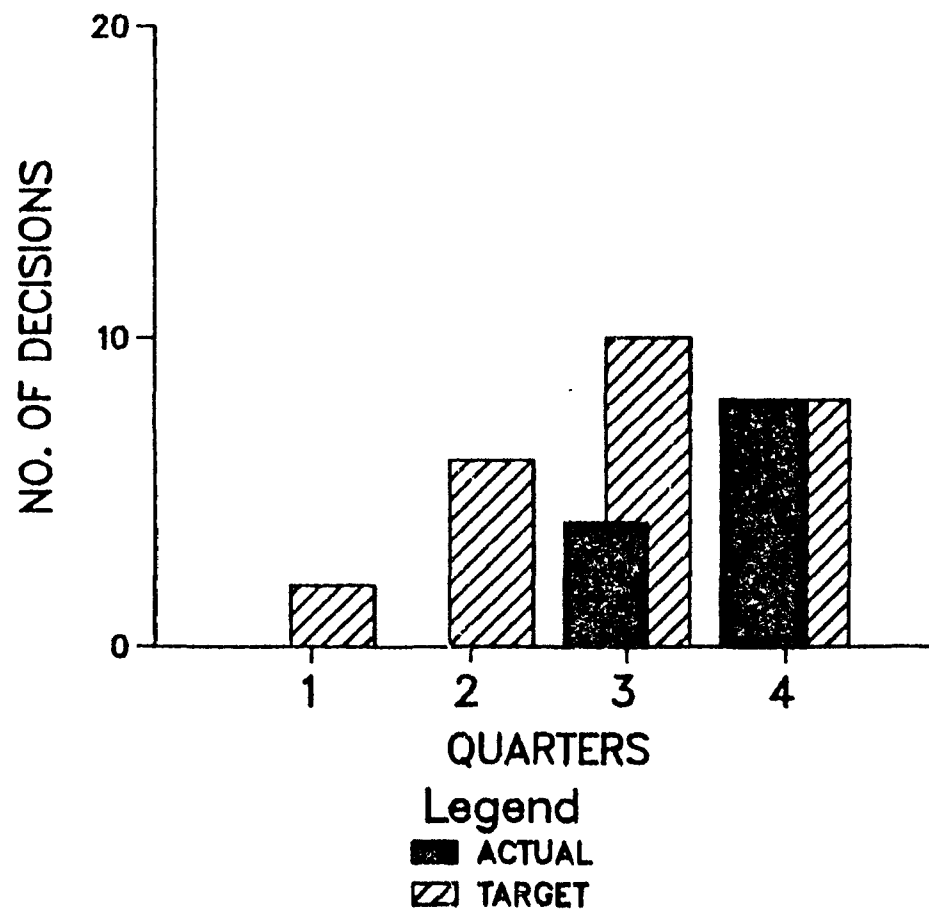
OMSE 9/83

MEETING PROGRAM COMMITMENTS

PESTICIDE SPECIAL REVIEW DECISIONS

- EIGHT SPECIAL REVIEWS WERE COMPLETED IN FY 83, MEETING THE COMMITMENT WHICH WAS CHANGED FROM THE PREVIOUS TARGET OF THIRTEEN.
- OPTS MET ITS REVISED TARGET OF FOUR SPECIAL REVIEWS IN THE FOURTH QUARTER:
  - AN EMERGENCY SUSPENSION AND A CANCELLATION NOTICE WERE ISSUED FOR ETHYLENE DIBROMIDE (EDB);
  - A VOLUNTARY CANCELLATION RESULTED FROM THE REVIEW OF NITROFEN (TOK);
  - A CANCELLATION WAS ISSUED FOR MOST USES OF STRYCHNINE; AND
  - LINDANE WAS RETURNED TO THE REGISTRATION PROCESS WITH CERTAIN USE RESTRICTIONS AND LABEL CHANGES.

PESTICIDE SPECIAL REVIEW DECISIONS  
CUMULATIVE NUMBER OF DECISIONS COMPLETED  
As Of September 30, 1983



OMSE 9/83

MEETING PROGRAM COMMITMENTS

INTERAGENCY TESTING COMMITTEE (ITC) DESIGNATIONS--NEW LISTS

- OTS ACHIEVED ALL TARGETS FOR THE REVIEW OF ITC DESIGNATIONS IN FY 83.
- OTS ACHIEVED THE FOURTH QUARTER TARGET FOR TAKING ACTION ON THE 11TH ITC LIST.
- ELEVEN PRELIMINARY DECISIONS WERE MADE:
  - FOUR NEGOTIATED TESTING AGREEMENTS WERE INITIATED; AND
  - SEVEN CHEMICALS WILL NOT REQUIRE TESTING.
- FINAL DECISIONS FOR THIS LIST WILL BE ISSUED IN FY 84.

MEETING PROGRAM COMMITMENTS

SUMMARY OF OTS ACTIONS ON EXISTING CHEMICALS

ITEM	DATE DUE	STATUS
PCB REMAND UNCONTROLLED SYSTEMS	COURT-ORDERED QUARTERLY STATUS REPORT: 9/83	<u>ON SCHEDULE</u> : SUBMITTED TO U.S. COURT OF APPEALS 9/29/83. RULEMAKING IS ON SCHEDULE.
FORMALDEHYDE INTERAGENCY AGREEMENT	QUARTERLY STATUS REPORT TO OMSE: 9/83	<u>ON SCHEDULE</u> : CONSENSUS WORKSHOP SCHEDULED MET ON 10/3-10/6 TO DISCUSS EXISTING DATA AND FUTURE RESEARCH NEEDS.
FORMALDEHYDE CANCER CASE- CONTROL STUDY	STUDY QUESTIONNAIRE: 2/83	<u>BEHIND SCHEDULE</u> : APPROVED BY OMB ON 9/2/83 AFTER SIX MONTH DELAY.
TSCA SECTION 4(F) RULE FOR METHYLENE DIANILINE (MDA)	PUBLISH ANPR IN <u>FEDERAL REGISTER</u> : 9/83	<u>ON SCHEDULE</u> : ANPR PUBLISHED ON 9/20/83.

DEVELOPING AND REVIEWING CRITICAL REGULATIONS

SUMMARY OF FOURTH QUARTER OPTS ACTIVITIES

ITEM	DATE DUE	STATUS
PROMULGATION OF FIFRA SECTION 3 REGULATIONS FOR PESTICIDE REGISTRATION	STEERING COMMITTEE REVIEW: 9/30/83.	<u>BEHIND SCHEDULE TWO MONTHS:</u> IN REVIEW AT OD LEVEL.
REVIEW OF OPP POLICY STATEMENT ON POLYNUCLEAR AROMATICS	FORWARD RECOMMENDA- TIONS TO AA/OPTS: 7/83.	<u>ON SCHEDULE:</u> APPROVED BY ACTING AA/OPTS ON 8/23/83.
TSCA GENERIC EXEMPTION RULE FOR SITE LIMITED/LOW VOLUME INTERMEDIATES	OBTAIN ADMINISTRA- TOR'S SIGNATURE: 7/20/83.	<u>BEHIND SCHEDULE:</u> CURRENTLY IN OMB REVIEW AND EXPECTED TO BE COMPLETED BY 10/31/83.
TSCA GENERIC EXEMPTION RULE FOR POLYMERS	COMPLETE OMB REVIEW: 9/29/83.	<u>BEHIND SCHEDULE:</u> CURRENTLY IN OMB REVIEW AND EXPECTED TO BE COMPLETED BY 10/31/83.

## ENFORCEMENT

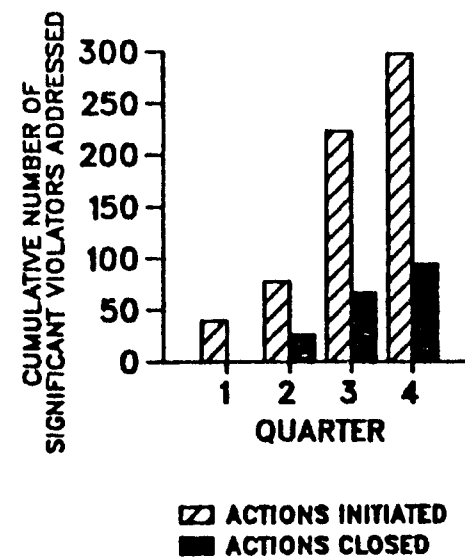
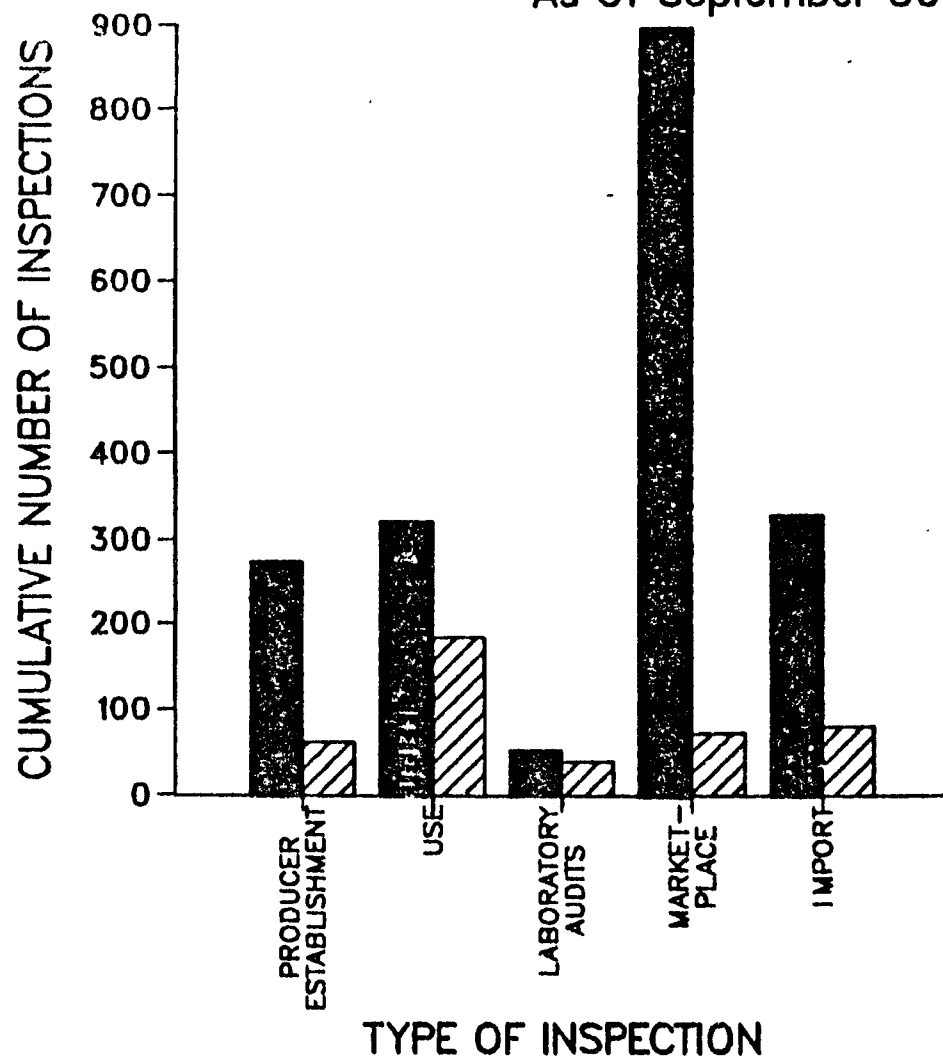
### FIFRA COMPLIANCE MONITORING -- FEDERAL INSPECTIONS

- THE END-OF-YEAR TARGETS WERE FAR EXCEEDED IN ALL CATEGORIES BECAUSE THE DEMAND IN THE REGIONS FOR ALL TYPES OF INSPECTIONS EXCEEDED HEADQUARTERS-ASSIGNED TARGETS.
- OPTS HAS INDICATED THAT IN FY 84 THE MAS TARGETS WILL MORE REALISTICALLY REFLECT REGIONAL ACTIVITY.
- IN FY 83 299 SIGNIFICANT VIOLATIONS RESULTED IN THE ISSUANCE OF ADMINISTRATIVE CIVIL COMPLAINTS OR CRIMINAL REFERRALS. TWO HUNDRED THREE FY 83 ADMINISTRATIVE CASES AND TWO CRIMINAL CASES REMAIN OPEN. ONLY 2 OF 117 OPEN ADMINISTRATIVE CASES IN THE FY 80-82 BACKLOG WERE CLOSED IN THE FOURTH QUARTER.



# FIFRA COMPLIANCE MONITORING INSPECTIONS AND ENFORCEMENT ACTIONS

COMPLETED BY REGIONS  
As Of September 30, 1983



OMSE 9/83

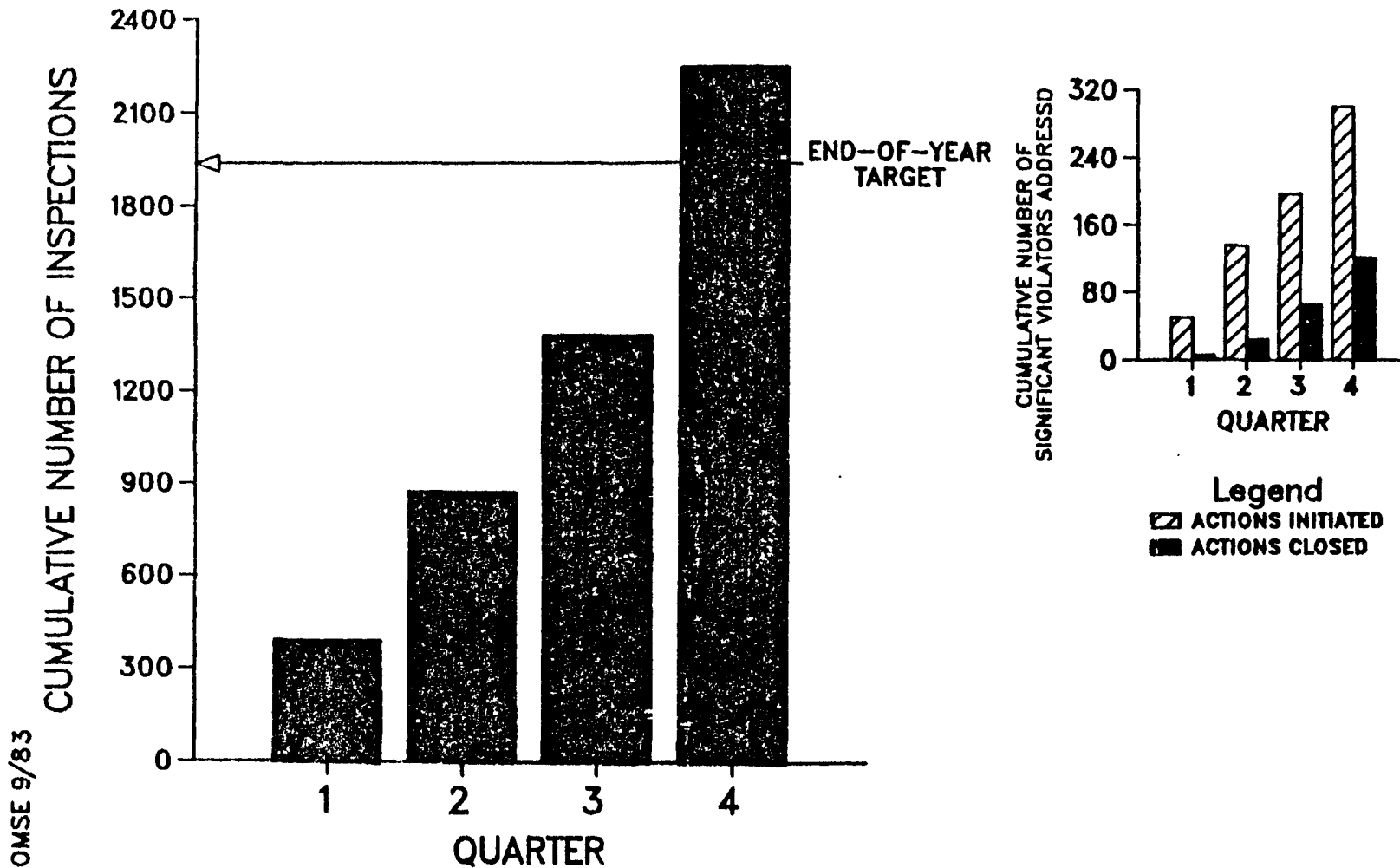
ENFORCEMENT

TSCA COMPLIANCE MONITORING INSPECTIONS

- THE REGIONS COLLECTIVELY EXCEEDED THE AGENCY'S END-OF-YEAR TARGET FOR TSCA INSPECTIONS.
- THE TARGET OF 75 ASBESTOS INSPECTIONS WAS SUPER EXCEEDED: ASBESTOS INSPECTION RECORDS WERE REVIEWED IN 207 LOCAL EDUCATION AGENCIES.
- ADMINISTRATIVE ACTIONS WERE INITIATED TO ADDRESS 103 SIGNIFICANT VIOLATIONS IN THE FOURTH QUARTER FOR A TOTAL OF 294 ADMINISTRATIVE ACTIONS AND 8 REFERRALS TO DOJ IN FY 83. NINETY-SEVEN PERCENT OF THE VIOLATIONS OCCURRED IN THE PCB INSPECTION PROGRAM. ONE HUNDRED TWENTY-TWO ADMINISTRATIVE CASES WERE CLOSED DURING FY 83. TWENTY-THREE CASES REMAIN IN THE FY 80-82 BACKLOG.

# TSCA COMPLIANCE MONITORING INSPECTIONS AND ENFORCEMENT ACTIONS COMPLETED BY REGIONS

As Of September 30, 1983



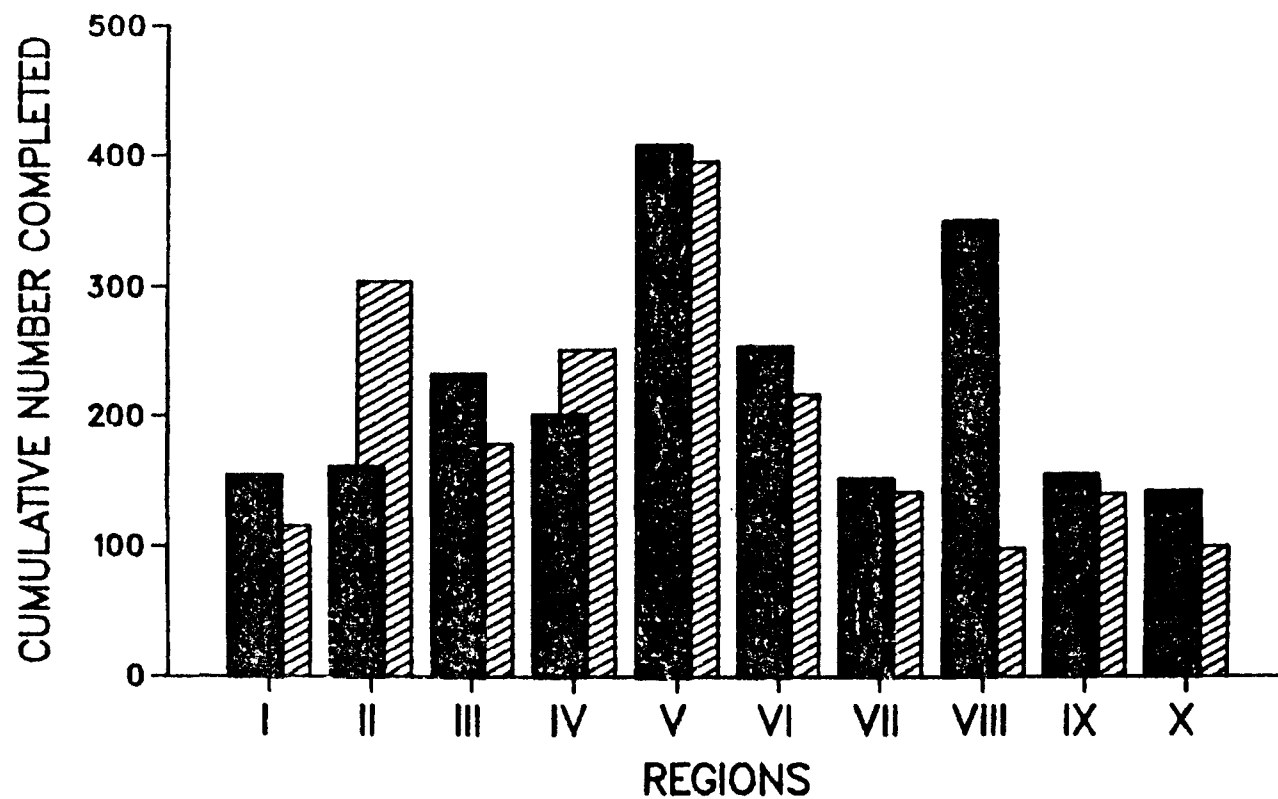
ENFORCEMENT

REGIONAL TSCA COMPLIANCE MONITORING INSPECTIONS

- MOST REGIONS MET OR EXCEEDED THEIR TSCA INSPECTION TARGETS IN FY 83:
  - REGIONS I AND X FINISHED THE YEAR AT ALMOST 50% ABOVE THEIR TARGETS; AND
  - REGION V INITIATED CASES AGAINST 122 SIGNIFICANT VIOLATORS. THIS PERFORMANCE ACCOUNTS FOR 41% OF THE NATIONAL TOTAL.
- PERFORMANCE SHORTFALLS OCCURRED IN REGIONS II AND IV:
  - REGION II COMPLETED ONLY 53% OF ITS FY 83 ANNUAL INSPECTION TARGET, BUT PERFORMANCE IMPROVED GREATLY IN THE FOURTH QUARTER WHEN 100 OF THE TOTAL OF 161 INSPECTIONS WERE COMPLETED; AND
  - REGION IV COMPLETED 200 OF ITS TARGET OF 250 FY 83 INSPECTIONS.

# REGIONAL TSCA COMPLIANCE MONITORING INSPECTIONS

As Of September 30, 1983



SIGNIFICANT  
VIOLATORS  
ADDRESSED:

9 32 12 16 122 29 31 15 13 15

Legend

■ ACTUAL  
▨ END-OF-YEAR TARGET

## IMPROVING THE QUALITY OF EPA SCIENCE

### QUALITY ASSURANCE ACTIVITIES

#### OPP

- THE ANNUAL REPORT ON FY 83 QUALITY ASSURANCE SYSTEMS AUDITS WAS COMPLETED AND TRANSMITTED TO ORD IN THE FOURTH QUARTER.

#### OTS

- TWO OTS QUALITY ASSURANCE PROJECTS WERE COMPLETED ON OR AHEAD OF SCHEDULE:
  - A QUALITY ASSURANCE PROJECT PLAN (QAPP) WAS COMPLETED FOR PCB DISPOSAL SUPPORT ACTIVITIES; AND
  - THE ANNUAL REPORT ON FY 83 QA AUDITS WAS COMPLETED AND TRANSMITTED TO ORD ONE MONTH AHEAD OF SCHEDULE.
- A QUALITY ASSURANCE PROJECT PLAN (QAPP) FOR A PCB EXPOSURE ASSESSMENT WAS NOT COMPLETED. OTS CHOSE NOT TO PERFORM THIS EXPOSURE ASSESSMENT. OMSE WAS NOT NOTIFIED OF THIS CHANGE IN COMMITMENT.

OFFICE OF ADMINISTRATION

MEETING PROGRAM COMMITMENTS

ITEM

STATUS

CATALOGUE OF MODEL PERFORMANCE  
STANDARDS.

COMPLETED ON SCHEDULE.

FINAL REPORT: ELECTRONIC MAIL  
FEASIBILITY STUDY.

COMPLETED ONE MONTH BEHIND  
SCHEDULE. STUDY CONCLUDED  
THAT SUBSTANTIAL COST SAVINGS  
(\$680,000 THE FIRST YEAR) WERE  
POSSIBLE OVER OTHER CONVENTIONAL  
COMMUNICATION METHODS.

MEETING PROGRAM COMMITMENTS

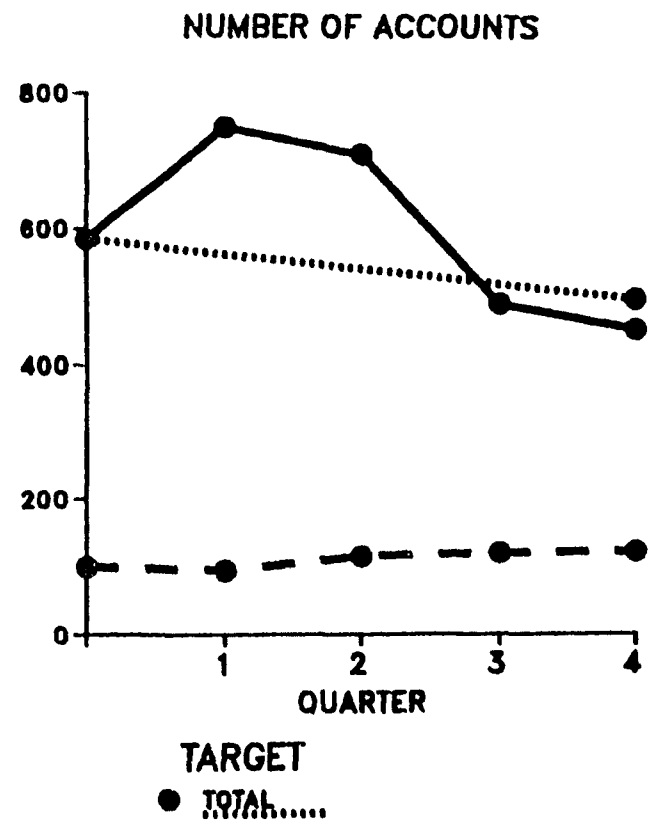
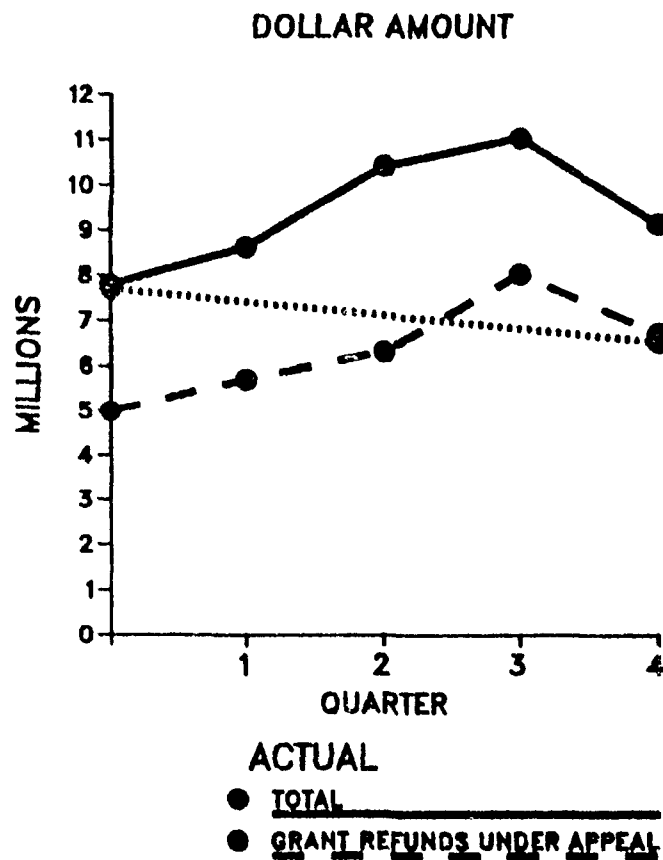
DELINQUENT ACCOUNTS RECEIVABLE

- OA EXCEEDED ITS TARGET OF 15 PERCENT FOR REDUCING THE NUMBER OF DELINQUENT ACCOUNTS RECEIVABLE.
  - BEGINNING BALANCE OF 585 ITEMS WAS REDUCED TO 452 ITEMS FOR A 23 PERCENT REDUCTION.
  - NUMBER OF DELINQUENT ACCOUNTS RECEIVABLE DUE GRANTS REFUNDS UNDER APPEAL INCREASED TO 122 BY THE END OF THE FOURTH QUARTER.
- TOTAL DOLLARS IN DELINQUENT ACCOUNTS RECEIVABLE DECREASED DURING THE FOURTH QUARTER.
- AT YEAR END, THE MAJORITY OF DELINQUENT ACCOUNTS RECEIVABLE INVOLVE GRANT REFUNDS UNDER APPEAL OR AWAITING COLLECTION IN THE CLAIMS OFFICE. THIS ITEM WILL NOT BE TRACKED IN FY 84.



# REDUCTION OF DELINQUENT ACCOUNTS RECEIVABLE ( OVER 90 DAYS )

As Of September 30, 1983



OMSE 9/83

OFFICE OF POLICY, PLANNING & EVALUATION

MEETING PROGRAM COMMITMENTS

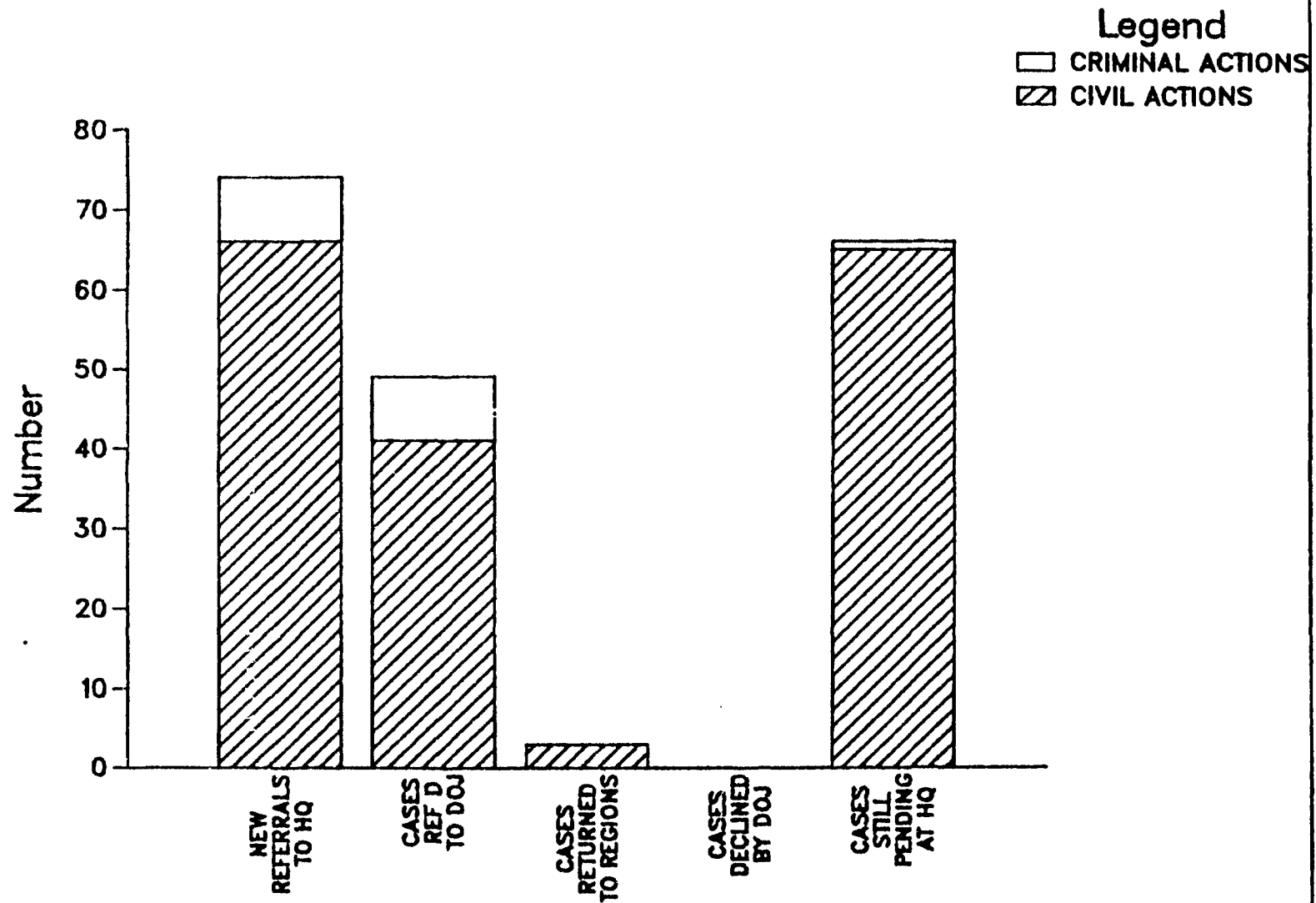
<u>ITEM</u>	<u>STATUS</u>
FINAL REPORT - REGULATORY REFORM STRATEGY FOR WATER.	<u>1-1/2 MONTHS BEHIND SCHEDULE</u> DUE TO CONTRACTOR DELAYS AND REQUESTS FOR ADDITIONAL ANALYSES.
1981 COST OF CLEAN AIR AND CLEAN WATER REPORT TO CONGRESS.	<u>EIGHT MONTHS BEHIND SCHEDULE</u> DUE TO REVISIONS REQUESTED BY PROGRAMS.
SCOPING STUDY FOR 1983 ECONOMICS OF CLEAN WATER AND CLEAN AIR REPORT TO CONGRESS.	COMPLETED FOUR MONTHS <u>BEHIND</u> <u>ORIGINAL SCHEDULE.</u>
DISCHARGE MONITORING REPORT EVALUATION	<u>DELAYED FOUR MONTHS BY OMB</u> DEFINITIONAL CHANGES.
NATIONAL EMISSIONS DATA SYSTEM EVALUATION	COMPLETED ACCORDING TO REVISED SCHEDULE.

OFFICE OF RESEARCH AND DEVELOPMENT

MEETING PROGRAM COMMITMENTS

<u>CLIENT PROGRAM</u>	<u>ITEM</u>	<u>STATUS</u>
OANR	ACID DISPOSITION CRITERIA ASSESSMENT DOCUMENT.	THE FINAL CRITERIA DOCUMENT IS SEVEN MONTHS <u>BEHIND SCHEDULE.</u> THIS COMMITMENT HAS BEEN CARRIED OVER INTO THE FY 84 MAS.
OANR	PLAN FOR TRANSFERRING INHALABLE PARTICLE MONITORING NETWORK TO STATE AND LOCAL AGENCIES.	THE PLAN WAS ISSUED <u>ON</u> <u>SCHEDULE</u> AND OAQPS HAS SIGNED THE CONCURRENCE MEMO.
OANR	STRATEGY FOR EXTRAPOLATIONS MODELING OF HEALTH EFFECT FROM ANIMALS TO HUMANS.	STRATEGY WAS ISSUED <u>ON SCHEDULE.</u>
OANR	REPORT ON APPLICATION OF ADVANCED HEAVY OIL LOW NO <sub>x</sub> BURNER TO OIL FIELD STEAM GENERATORS.	REPORT WAS SUBMITTED TO PEER REVIEW PANEL ONE MONTH <u>AHEAD OF</u> <u>SCHEDULE.</u>
OW	REVISED BIOLOGICAL METHODS MANUAL.	THE MANUAL IS <u>BEHIND</u> <u>SCHEDULE.</u> THE <u>COMPLETED</u> MANUAL IS EXPECTED TO BE PUBLISHED ON 11/15/83.
OW	MAPPING AREAS WITH SENSITIVE SURFACE WATERS.	A COMPREHENSIVE PACKAGE OF MAPS WAS PRODUCED THREE MONTHS <u>AHEAD OF</u> <u>SCHEDULE.</u>

LITIGATION ACTIONS PROCESSED BY HQ  
Fourth Quarter June 30, 1983 To September 30, 1983



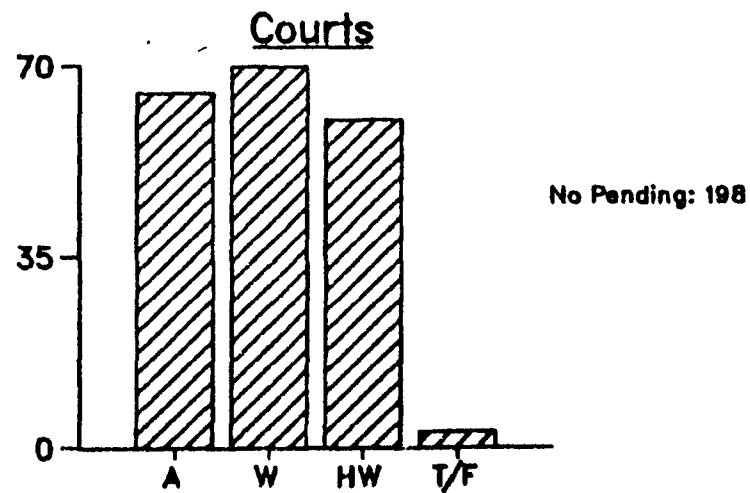
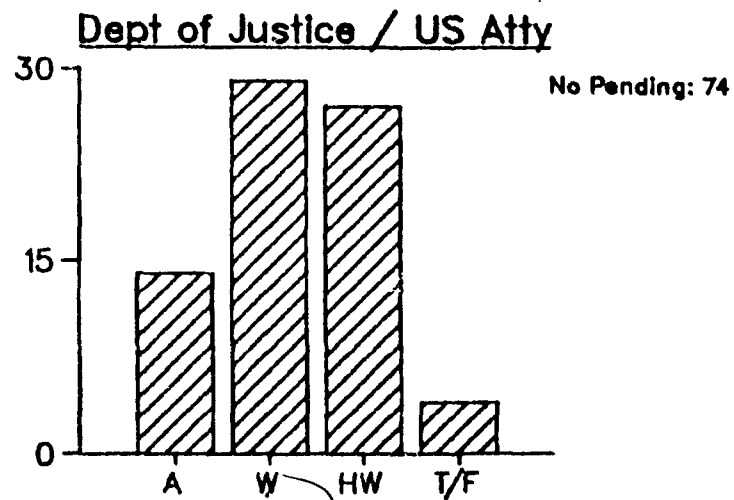
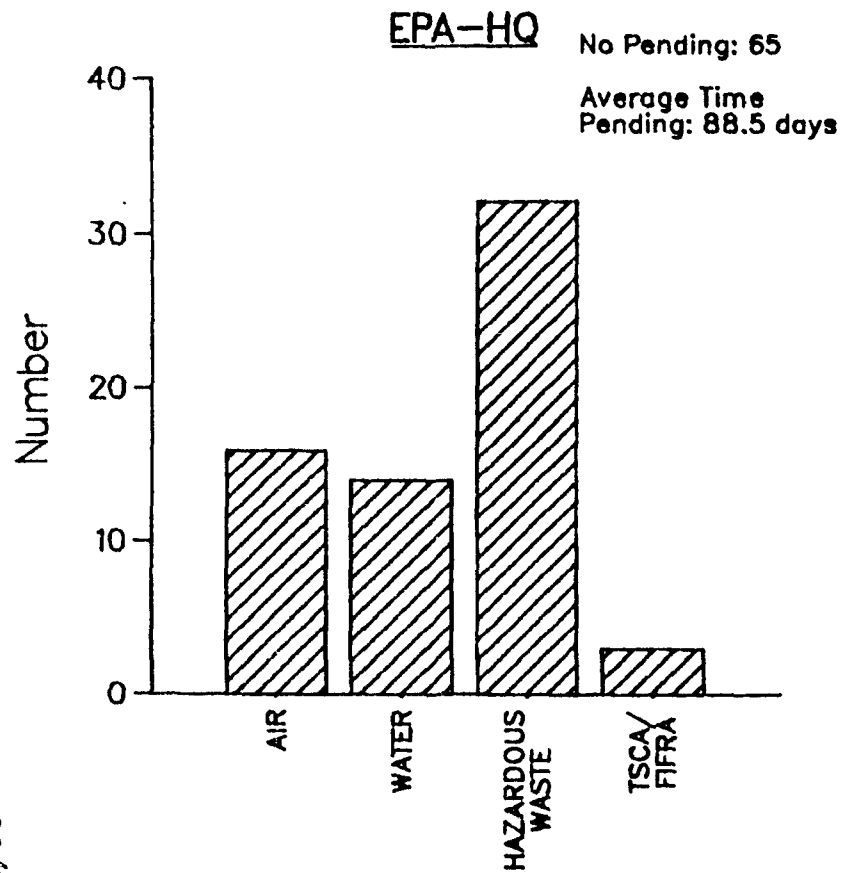
OMSE 9/83

## ENFORCEMENT

### STATUS OF CIVIL REFERRALS

- EPA HEADQUARTERS IS PROCESSING CIVIL ACTIONS IN A TIMELY MATTER. THE CIVIL ACTIONS PENDING AT END OF QUARTER IS LARGER THAN PREVIOUS QUARTERS DUE TO THE LARGE NUMBER OF NEW REFERRALS DURING THE FOURTH QUARTER.
- THE NUMBER OF CIVIL ACTIONS PENDING AT THE DEPARTMENT OF JUSTICE WAS SIGNIFICANTLY REDUCED DURING THE FOURTH QUARTER.
- DURING THE FOURTH QUARTER, THE AVERAGE PROCESSING TIME BY EPA HEADQUARTERS FOR CIVIL REFERRALS TO DOJ WAS 88.5 DAYS MEETING ENFORCEMENT COUNSEL'S TARGET OF 90 DAYS. HOWEVER, THIS REFERRAL PROCESSING TIME IS SIGNIFICANTLY LONGER THAN THAT OF THE PREVIOUS THREE QUARTERS.
- 337 CIVIL ACTIONS WERE PENDING IN THE SYSTEM AT THE END OF THE FISCAL YEAR.
  - 59 PERCENT HAVE BEEN FILED IN DISTRICT COURTS.
  - 22 PERCENT HAVE BEEN REFERRED TO DOJ/U.S. ATTORNEYS.
  - 19 PERCENT ARE PENDING REVIEW AT EPA HEADQUARTERS.
- 153 CIVIL CASES WERE CLOSED DURING FY 83. APPROXIMATELY 40 PERCENT OF THESE CASES WERE CLOSED BY DISMISSAL OR WITHDRAWAL:
  - 91 BY SETTLEMENT.
  - 5 BY COURT JUDGMENT.
  - 6 BY COURT DISMISSAL.
  - 10 WITHDRAWN BY REGION.
  - 41 DECLINED BY EPA HEADQUARTERS, DOJ OR U.S. ATTORNEY.

# CIVIL ENFORCEMENT CASES Pending As Of September 30, 1983



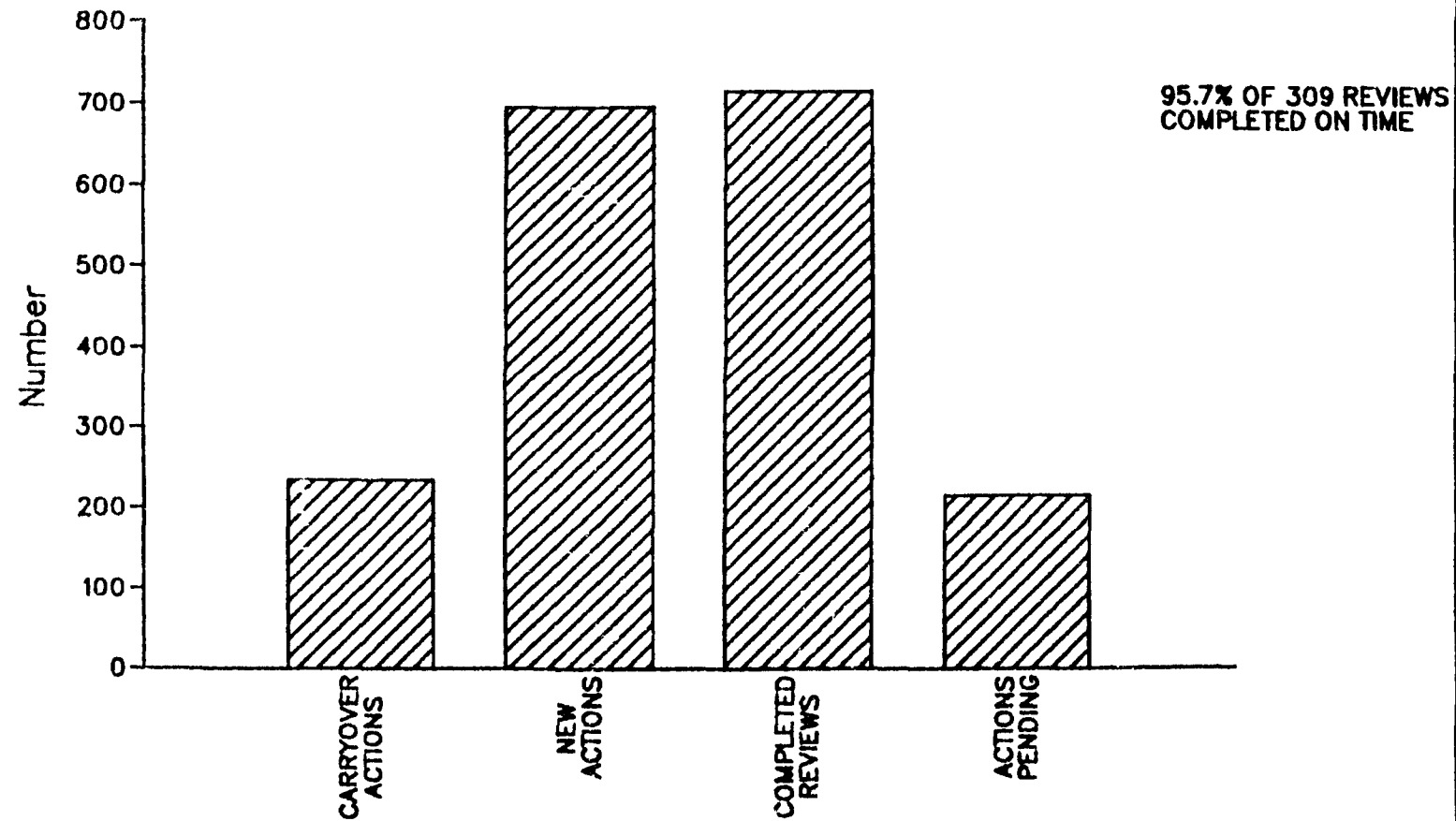
OMSE 9/83

ENFORCEMENT

OEC POLICY AND GUIDANCE ACTIVITIES

<u>ITEM</u>	<u>STATUS</u>
PROPOSAL FOR CONSENT DECREE TRACKING SYSTEM.	PROPOSAL WAS <u>COMPLETED ON SCHEDULE</u> , GUIDANCE ON TRACKING SYSTEM WILL BE ISSUED BY 10/83.
ENFORCING CONSENT DECREES REQUIREMENTS.	DRAFT POLICY STATEMENT WAS <u>COMPLETED ON SCHEDULE</u> , FINAL DUE 1/84.
ENFORCEMENT INDICATORS	THE PROJECT IS BEHIND SCHEDULE, <u>COMPLETION BY 10/83</u> .
CIVIL PENALTY SETTLEMENT POLICY	DRAFT POLICY STATEMENT WAS <u>COMPLETED ON SCHEDULE</u> , ISSUANCE OF POLICY DOCUMENT DUE 11/83.
SETTLEMENT PROCEDURES	POLICY DOCUMENT WAS <u>COMPLETED ON SCHEDULE</u> .
MODEL CONSENT DECREE TERMS	POLICY DOCUMENT WAS <u>COMPLETED ON SCHEDULE</u> .
COORDINATING FEDERAL AND STATE ENFORCEMENT	PROJECT <u>REDEFINED BY TASK GROUPS</u> . NEW WORK PLAN SCHEDULED FOR 12/83.
INSPECTION BY CONTRACTORS	PROJECT <u>TERMINATED</u> .
ENFORCEMENT/COMPLIANCE GUIDANCE MANUALS (INCLUDING COMPENDIUM OF OPERABLE POLICIES)	SCHEDULES FOR MANUAL WERE <u>REVISED DURING THE FOURTH QUARTER, ON SCHEDULE</u> WITH NEW TIMETABLES.

**SECTION 309 REVIEWS**  
Fourth Quarter June 30, 1983 To September 30, 1983



OMSE 9/83