




BACKGROUND INFORMATION
FOR THE NON-METALLIC
MINERALS INDUSTRY
VOLUME II
PLANT LISTINGS



PEDCO ENVIRONMENTAL



PEDCo-ENVIRONMENTAL
SUITE 13 • ATKINSON SQUARE
CINCINNATI, OHIO 45246
513/771-4330

BACKGROUND INFORMATION
FOR THE NON-METALLIC
MINERALS INDUSTRY
VOLUME II
PLANT LISTINGS

Prepared by

PEDCo-Environmental Specialists, Inc.
Suite 13, Atkinson Square
Cincinnati, Ohio 45246

Contract No. 68-02-1321
Task No. 44

Prepared for

U.S. ENVIRONMENTAL PROTECTION AGENCY
Research Triangle Park, North Carolina 27711

August 31, 1976

BRANCH OFFICES

Suite 110, Crown Center
Kansas City, Mo 64108

Suite 107-B Professional Village
Chapel Hill, N C 27514



LIST OF TABLES

Table		Page
1	Plant Listing for the Barite Industry	1
2	Plant Listing for the Borate Industry	3
3	Plant Listing for the Clay Industry	4
4	Plant Listing for the Diatomite Industry	15
5	Plant Listing for the Feldspar Industry	16
6	Plant Listing for the Gypsum Industry	18
7	Plant Listing for the Lightweight Aggregate Expanded Perlite Industry	23
8	Plant Listing for the Lightweight Aggregate Slag Industry	24
9	Plant Listing for the Lightweight Aggregat Vermiculite Industry	25
10	Plant Listing for the Pumice Industry	26
11	Plant Listing for the Sand and Gravel Industry	29
12	Plant Listing for the Talc and Soapstone Industry	80

Table 1. PLANT LISTING FOR THE BARITE INDUSTRY

Plant Name	State	Location	Production Tons/Yr.	Comments
Alaska Barite Co. ⁴	Alaska	Kenai		Operates Crushing and Grinding Plant.
Dresser Industries Inc. ^{4.5} Dresser Minerals Div.	Arkansas	Hot Springs	43,000	Operates Processing Plant.
N.L. Industries ⁴ Baroid Div.	Arkansas	Malvern		Operates Only Mines.
Molybdenum Corp. of America ⁵	California	San Bernardino	60 TPD	Recover Barite From Rare Earths.
New Riverside Ochre Co. ⁴	Georgia	Cartersville	180 TPD	Operates Only Mines.
Minerva Co. ⁵	Illinois	Cave in Rock		Produce Flotation Barite Concentrate.
Dresser Industries Inc. ⁵ Dresser Minerals Div.	Louisiana	New Orleans	20 TPH	Operates Processing Plant.
Dresser Industries Inc. ^{4.5} Dresser Minerals Div.	Louisiana	Westlake	30 TPH	Operates Processing Plant.
Milchem Inc. ⁵	Louisiana	New Orleans	400 TPD	Operates Mine and Concentrator.
NL Industries	Louisiana	New Orleans	38 TPH	Processing Plant.
Dresser Industries Inc. ⁴ Dresser Minerals Div.	Missouri	Potosi		Operates Mine and Concentrator.
Milchem Inc. ⁴	Missouri	Mineral Point		Operates Mine and Concentrator.
Pfizer Inc. ⁴ Minerals, Pigment and Metals Div.	Missouri	Potosi	10,000- 100,000	Operates Mine and Concentrator.
Dresser Industries Inc. ⁴ Dresser Minerals Div.	Nevada	Battle Mtn.	47 TPH	Operates Mine.
Eisenman Chemicals Co. ⁴	Nevada	Elko		
Haliburton Co. ⁴ Imco Services	Nevada	Battle Mtn.	10 TPH	Operates Mine with Beneficiation Plant just South of it.

Table 1 (continued). PLANT LISTING FOR THE BARITE INDUSTRY

Plant Name	State	Location	Production Tons/Yr.	Comments
Milchem Inc. ⁴	Nevada	Battle Mtn.	15 TPH	Operates Mine and Concentrator.
Milwhite Co. ⁴	Nevada	Elko		
Milwhite Co. ⁴	Nevada	Lander		
Rocky Mountain Refractories. ⁴	Nevada	Elko		
Industrial Minerals Inc. ⁴	South Carolina	Kings Creek	285 TPD	Operates Mine and Concentrator.
Dresser Industries Inc. ⁴ Dresser Minerals Div.	Texas.	Houston		

Table 2. PLANT LISTING FOR THE BORATE INDUSTRY

Plant Name	State	Location	Production Tons/Yr.	Comments
American Potash and Chem. Corp. ^{3.7}	California	San Bernardino	100,000	Recovers Boron Compounds from Searles Lake Brines.
Hooker Chem Corp. ^{4.7}	California	San Bernardino		Processes Searles Lake Brines.
Kerr - McGee ³	California	Trona	40,000	Operates Mines Concentrator and Refinery. Uses Evaporation Process.
Kerr - McGee ³	California	Westend	30,000	Operates Processing Plant. Uses Carbonation Process.
Tenneco Oil Co. 1.7	California	Inyo	70,000	Mine is Located in Furnace Creek.
U.S. Borax and Chem. Corp. ³ Subsid. of RTZ	California	Inyo	500,000	Appears to Operate Only a Colemanite Mine
U.S. Borax and Chem. Corp. ^{3.7} Subsid. of RTZ	California	Kern	500,000	Operates Mine and Refinery.

Table 3. PLANT LISTING FOR THE CLAY INDUSTRY

Mineral: Clay (Ball Clay)				
Plant Name	State	Location	Production Tons/Yr.	Comments
Kentucky-Tennessee Clay Co. ⁴	Kentucky	Mayfield	240 TPD	Operates Mine and Concentrator.
Old Hickory Clay Co. ⁴	Kentucky	Hickory		Operates Mine and Concentrator.
Bell Clay Co. ⁴	Tennessee	Gleason	500 TPD	Operates Mine , Concentrator and Pulverizing Plant.
Cyprus Mines ⁴	Tennessee	Gleason	580 TPD	Operates Mine and Concentrator.
H.C. Spinks Clay Co. ⁴	Tennessee	Gleason		
Old Hickory Clay Co. ⁴	Tennessee	Gleason		
Southern Clay Products Inc.	Texas	Nacodoches	450 TPD	Operates Mine and Concentrator.

Table 3 (continued). PLANT LISTING FOR THE CLAY INDUSTRY

Mineral: Clay (Bentonite)

Plant Name	State	Location	Production Tons/Yr.	Comments
American Colloidal Co. ⁴	Alabama	Letohatchee		Operates Mine and Drying Plant.
Superior Companies ⁴ Verde Gypsum Div.	Arizona	Phoenix	10,000- 100,000	Operates Mine and Concentrator.
Hallett Minerals Co. ⁴	Minnesota	Duluth	600 TPD	Operates Concentrator Only.
American Colloidal Co. ⁴	Mississippi	Aberdeen		Operates Processing Plant.
Hallett Minerals Co. ⁴	Montana	Vananda		Operates Mine and Concentrator.
American Colloidal Co. ⁴	South Dakota	Belle Fourche	100,000- 500,000	Operates Mine and Processing Plant.
Federal Bentonite ⁴	South Dakota	Belle Fourche	230,000	Operates Mine and Concentrator.
Southern Clay Products Inc. ⁴	Texas	Nacodoches	450 TPD	Operates Mine and Concentrator.
American Colloidal Co. ⁴	Wyoming	Lovell	10,000- 100,000	Operates Mine and Processing Plant.
American Colloidal Co. ⁴	Wyoming	Upton	100,000- 500,000	Operates Mine Concentrator and Processing Plant.
Benton Clay Co. ⁴	Wyoming	Sheridan	1000 TPD	Operates Mine and Concentrator.
Black Hills Bentonite Co. ¹	Wyoming	Worland		
Dresser Industries Inc. ⁵ Dresser Minerals Div.	Wyoming	Greybull	411,580	Operates Mine and Processing Plant.
Federal Bentonite ⁴	Wyoming	Upton	10,000- 100,000	Operates Mine and Concentrator.
Kaycee Bentonite Corp. ⁴	Wyoming	Mills	600 TPD	Operates Mine and Concentrator.

Table 3 (continued). PLANT LISTING FOR THE CLAY INDUSTRY

Mineral: Clay (Bentonite)

Plant Name	State	Location	Production Tons/Yr.	Comments
Wyo-Ben Products Inc. ⁴ (Sage Creek)	Wyoming	Greybull	1800 TPD	Operates Mine and Concentrator.
Wyo-Ben Products Inc. ⁴ (Stucco)	Wyoming	Greybull	960 TPD	Operates Mine and Concentrator.

Table 3 (continued). PLANT LISTING FOR THE CLAY INDUSTRY

Mineral: Clay (Common Clay or Unspecified)

Plant Name	State	Location	Production Tons/Yr.	Comments
Herry Brick Co. ¹	Alabama	Selma		Plant Built in 1973.
PAC Clay Products ⁵	California	Los Angeles		Uncertain if Clay is Processed Here.
Burgess Pigment Co. ⁵	Georgia	Washington	52,400	Operates Calciner and Bauer Pulverizing Mills with 99% Efficient Fabric Filter.
Burns Brick Co. ⁴	Georgia	Bibb		
CE Minerals ⁵	Georgia	Wilkes	36,000	Operates Rotary Drier with Centrifuge Collector with 99% Efficient Fabric Filter and Centrifuge Collector on Some Other Equipment.
Chattahoochee Brick Co. ⁴	Georgia	Floyd, Fulton and Polk		
Cherokee Brick and Tile Co. ⁴	Georgia	Bibb		
Delta Macon Brick and Tile Co. Inc. ¹	Georgia	Macon		Plant Built in 1973.
M + M Clays Inc. ⁵	Georgia	Wilkinson	72,000	Operates Raymond Mills and Rotary Driers with 98% Efficient Fabric Filter.
Martin Marietta Corp. ⁴ Southern Cement	Georgia	Jasper		
Merry Brothers Brick ⁴ Tile Co.	Georgia	Richmond		
Mullite Co. of America	Georgia	Sumter	280,000	Operates Cage and Raymond Mills, Rotary Calciners and Coolers. Uses 96-99% Efficient Centrifuge Collector and Wet Scrubbers.
Monarch Cement Co. ⁵	Kansas	Allen	120,000	Shale and Clay Crushing and Drying with 99% Efficient Fabric Filter and 90% Efficient Wet Scrubber.

Table 3 (continued). PLANT LISTING FOR THE CLAY INDUSTRY

Mineral: Clay (Common Clay or Unspecified)

Plant Name	State	Location	Production Tons/Yr.	Comments
American Standard ⁵	Louisiana	New Orleans		Clay Refractory.
Cyprus Mines Corp. ⁴	Maryland	White Marsh	240 TPD	Operates Mine and Concentrator.
Tri-State Brick + Tile Co. Inc. ¹	Mississippi	Jackson		Plant Built in 1973.
Allied Chem. Corp. ⁴ Indust. Chem., Div.	Missouri	Owensville	400 TPD	Operates Mine and Concentrator. Extraction Method: Crushing, Grinding.
Endicott Clay Product Co. ¹	Nebraska	Endicott		Plant Built in 1973.
Western Brick and Aggregates. ⁴	Nebraska	Nebraska City		Expanded Production in 1973.
Onondaga Lightweight ¹ Aggregate Corp.	New York	Warners		Expanded Plant Size in 1973.
Harris Mining Co. ⁴	North Carolina	Spruce Pine	700 TPD	Operates Mine and Concentrator.
Cedar Heights Clay Co. ⁴	Ohio	Oak Hill	100,000- 500,000	Operates Mine and Concentrator.
East Ohio Limestone Co. ⁴	Ohio	Hartville		Produce Limestone Clay. Operate Mine and Concentrator.
International Minerals ⁴ Chems. Corp. Eastern Clay Products Div.	Ohio	Jackson		Operates Mine and Concentrator.
Oklahoma Brick Corp. ¹	Oklahoma	Oklahoma City	60,000,000 Bricks/Yr.	Automated Oklahoma City Plant and Plans a \$4 Million Plant in El Reno, Oklahoma.
Cyprus Mines Corp. ⁴	South Carolina	Aiken	229 TPD	Operates Mine and Concentrator.
U.S. Mica Co. Inc. ⁴	South Dakota	Keystone		Operates Concentrator Only.
Acme Brick Co. ⁴	Texas	Denton, Parker Guadalupe, Wise, Henderson, Nacadoches		

Table 3 (continued). PLANT LISTING FOR THE CLAY INDUSTRY

Mineral: Clay (Common Clay or Unspecified)

Plant Name	State	Location	Production Tons/Yr.	Comments
Alpha Portland Cement Co. ⁴	Texas	Orange		
Dresser Industries Inc. ⁴ Dresser Minerals Div.	Texas	Angelina Limestone		
Dresser Industries Inc. ⁴ Dresser Minerals Div.	Texas	Zavalla		
Elgin Butler Brick Co. ⁴	Texas	Bastrop		
Featherlite Corp. ⁴	Texas	Bexar + Eastland		
General Portland Cement ⁴	Texas	Dallas, Harris + Limestone		
Henderson Clay Products Co. ⁴	Texas	Rusk		
Ideal Basic Industries Inc. ⁴ Ideal Cement Co.	Texas	Galveston		
Lone Star Cement Corp. ⁴	Texas	Fisher Harris		
McDonough ⁴ Gulf Coast Portland Cement	Texas	Chambers Co.		
The Millwhite Co. Inc. ⁴	Texas	Fayette Walker		
Reliance Clay Products Co.	Texas	Ellis, Paco, Pinto, + Smith		
Texas Clay Products Inc. ⁴	Texas	Henderson		
Texas Industries Inc. ⁴	Texas	Dallas, Eastland, Ellis + Fort Bend		
Continental Clay Products Co. ¹	West Virginia	Martinsburg		Added Tunnel Kiln to Plant in 1973.

Table 3 (continued). PLANT LISTING FOR THE CLAY INDUSTRY

Mineral: Clay (Fire Clay)

Plant Name	State	Location	Production Tons/Yr.	Comments
Lincoln Clay Products ⁴	California	Lincoln	30 TPD	Operates Mine and Concentrator.
General Refractories Co. ⁴	Colorado	Pueblo	10,000- 100,000	Operates Mine and Concentrator. Produces Refractory Clay.
Illinois Clay Products Co. ⁴	Illinois	Morris	350 TPD	Operates Mine and Concentrator. Kiln Has No Pollution Control.
General Refractories Co. ⁴	Kentucky	Hutchins	10,000- 100,000	Operates Mine and Concentrator. Produces Refractory Clay.
Kaiser Aluminum + Chem. Corp. ⁴	Maryland	Frostburg	50,000	Operates Mine and Refractory Plant. Produces Refractory Clay.
A.P. Green Refractories Co. ¹	Missouri	Mexico	100,000- 500,000	Appears to be a Mine Only.
AFC Corporation ⁴	Ohio	Canfield	10,000- 100,000	Operates Mine and Concentrator.
Eltra Corp. ⁴ North American Refractories Div.	Ohio	Cleveland		Operates Mine and Concentrator.
General Refractories Co. ⁴	Texas	Troup	10,000- 100,000	Operates Mine and Concentrator. Produces Refractory Clay.

Table 3 (continued). PLANT LISTING FOR THE CLAY INDUSTRY

Plant Name	State	Location	Production Tons/Yr.	Comments
Cairo Production Co. ⁴	Georgia	Thomas		
Englehard Minerals + Chem Corp. ⁴	Georgia	Attapulgis	1200TPD	Produces Attapulgate which is what Fuller's Earth is Made of. Operates Mine and Concentrator.
Georgia Tennessee Mining and Chem. Corp.	Georgia	Jefferson		
Milwhite Co.	Georgia	Attapulgis		
Oil-Dri Corp.	Georgia	Ochlocknee		
Thor Mining Co. ⁴	Georgia	Thomas		Appears to be Only Mines from Name But Have No Proof.
Waverly Mining Products ⁴	Georgia	Thomas		Appears to be Mining Only from Name But Have No Proof.
Dresser Industries Inc. ⁵ Dresser Minerals Div.	Florida	Gadsden	200,000	62% Efficient Cyclone on Some Points.
Mid-Florida Mining ⁵	Florida	Marion	29,500	

Table 3 (continued). PLANT LISTING FOR THE CLAY INDUSTRY

Mineral: Clay (Kaolin)

Plant Name	State	Location	Production Tons/Yr.	Comments
Wilson-Snead Mining Co. Inc. ⁴	Alabama	Eufala		Operates Open Pit Mine and Concentrator
American Cyanamid Co. ⁴ Indust. Chem. and Plastics Div.	Arkansas	Benton		Operates Mine, Concentrator + Calciner i.
Stauffer Chemical Co. ⁴ Indust. Chem Div.	Arkansas	N. Little Rock	80 TPD	Operates Open Pit Mine and Concentrator
California Non Metallics Inc. ⁴	California	Trabuco Canyon	200 TPD	Operates Open Pit Mine and Concentrator
Interpace Corp. ⁴ Heavy Clay and Minerals Div.	California	Ione	1000 TPD	Operates Mines and Concentrator.
Allied Chem. Corp. ¹	Georgia	Wilkinson		
American Cyanamid Co. ⁵	Georgia	Sumter	218,000	Rotary Dryer with Fabric Filter.
American Industrial Clay Co. ^{4.5}	Georgia	Sandersville	173,000	Operates Mine, Concentrator + Benefication Plant. Spray and Apron Dryers with 99% Efficient Fabric Filters.
Anglo-American Clay Corp. ¹	Georgia	Sandersville	64,800 TPD	Installed New Dryers. Operates Mine + Concentrator. 97-98% Efficient Fabric Filter + Centrifuge Collector.
Cyprus Mines Corp. ⁴	Georgia	Jeffersonville	425 TPD	Operates Mine + Concentrator.
Cyprus Mines Corp. ⁴	Georgia	Sandersville	875 TPD	Operates Mine and Concentrator.
Englehard Mineral + Chems. Corp. ⁴	Georgia	McIntyre	3,600 TPD	Installed New Dryers. Operates Mine + Concentrator.
Evans Clay Co. ⁴	Georgia	McIntyre	300 TPD	Operates Mine + Concentrator. Sources Are 98-99% Controlled.

Table 3 (continued). PLANT LISTING FOR THE CLAY INDUSTRY

Plant Name	State	Location	Production Tons/Yr.	Comments
Freeport Kaolin Co. ⁴	Georgia	Gordon	1,100 TPD	Operates Mine + Concentrator. Many Points Have No Pollution Control Equipment
General Refractories ⁴	Georgia	Stevens- Pottery	10,000- 100,000	Operates Mine, Concentrator + Clacining Plant.
Georgia Kaolin Co. ⁴	Georgia	Dry Branch	1200 TPD	Operates Mine + Beneficiation Plant. 97- 99% Efficient Fabric Filter on Mills and Driers.
Horton International ⁴	Georgia	Sandersville		Intends to Produce Air Floated Kaolin.
J.M. Huber Corp. ¹	Georgia	Wren		Installed New Dryers.
Thiele Kaolin Co. ⁴	Georgia Georgia	Sandersville Wren	1400 TPD 200 TPD	Operates Mine + Concentrator. 98-99% Efficient Fabric Filter on all Mills.
Dixie Clay Co. ⁴	South Carolina	Bath	400 TPD	Operates Mine, Concentrator + Mill.
Dresser Indust. Inc. ⁴ Dresser Minerals Div.	Texas	Kosse	2000 TPD	Operates Mine + Concentrator.
Jay Johnson Kaolin Corp. ⁴	Utah	Salt Lake City		Operates Mine, Concentrator + Processing Plant.
Union Camp Corp. ¹				Looking For Kaolin-Rich Land in Georgia.

Table 3 (continued). PLANT LISTING FOR THE CLAY INDUSTRY

Mineral: Clay
(Expanded Shale)

Plant Name	State	Location	Production Tons/Yr.	Comments
Monarch Cement Co. ⁵	Kansas	Allen	120,000	Shale and Clay Crushing with 99% Efficient Fabric Filter and 90% Efficient Wet Scrubber.
Utelite Corp. ⁵	Utah	Summitt	60,000	Shale Expansion Operation with 85% Efficient Centrifuge Collector.

Table 4. PLANT LISTING FOR THE DIATOMITE INDUSTRY

Mineral. Diatomite				
Plant Name	State	Location	Production Tons/Yr.	Comments
Superior Companies. ⁴ Winkelman Gypsum Div.	Arizona	Winkelman		Operates Mine and Concentrator.
Basalt Rock Co. ¹	California	Napa		
Grefco Inc. ³	California	Lompoc		Operates Mine and Concentrator.
Johns - Manville Corp. ³	California	Lompoc		Operates Mine + Concentrators.
Pozzolan Products Inc. ³	California	Santa Maria		
Cyprus Mines Corp. ¹ Fernley Div.	Nevada	Fernley		Operates Mines and Concentrator.
Eagle - Picher Industries Inc. ³	Nevada Nevada	Colado Clark Station		
Grefco Inc. ³	Nevada	Mina		Operates Mine and Concentrator.
A.M. Matlock ¹	Oregon	Christmas Valley		
Witco Chem. Corp. ¹ Kenite Corp. Div.	Washington	Quincy		

Table 5. PLANT LISTING FOR THE FELDSPAR INDUSTRY

Plant Name	State	Location	Production Tons/Yr.	Comments
Feldspar Cor. ³	Connecticut	Middletown	500 TPD	Operates Mine and Concentrator.
Feldspar Corp. ^{3.5}	Georgia	Monticello	400 TPD	Operates Mine and Concentrator Centrifuge Collector on Both Rotary Drier and Ball Mill with 95 % Efficiency
Feldspar Corp. ^{3.5}	North Carolina	Spruce Pine	850 TPD	Operates Mine and Concentrator.
Footo Minerals Co. ⁴	North Carolina	Kings Mtn.	500,000- 1,000,000	Operates Mine and Concentrator.
International Minerals ³ and Chem Corp.	North Carolina	Mitchell		Operates a Mine.
Kings Mountain Mica Co. Inc. ⁴ (Patterson)	North Carolina	Kings Mtn.	10,000- 100,000	Operates Mines and Concentrator.
Kings Mountain Mica Co. Inc. ⁴ (Moss)	North Carolina	Kings Mtn.	10,000- 100,000	Operates Mine and Concentrator.
Lawson United Feldspar ^{4.5}	North Carolina	Mitchell	89,800	Wet Scrubber and Gravity Collectors at Many Points.
Lithium Corp. Of America ⁴	North Carolina	Bessemer City	347,000	Operates Mine and Concentrator.
Sobin Chem. (Spruce) ^{4.5}	North Carolina	Mitchell		98-99% Efficient Wet Scrubber on Dryer and Screens.
Sobin Chem (Kona) ^{4.5}	North Carolina	Mitchell	360,000	90-99% Efficient Wet Scrubber and Gravity Collection.
U.S. Mica Co. Inc. ⁴	South Dakota	Keystone		Operates Concentrator Only.
Feldspar Corp. ⁴	Virginia	Montpelier	2400 TPD	Operates Mine and Concentrator Produces Aplite (a Feldspar Substitute).

Table 5 (continued). . PLANT LISTING FOR THE FELDSPAR INDUSTRY

Plant Name	State	Location	Production Tons/Yr.	Comments
International Minerals + Chem. Corp. ^{3.5}	Virginia			
M + T Chemicals Inc. ³				
Pacer Corp. ⁴				

Table 6. PLANT LISTING FOR THE GYPSUM INDUSTRY

Plant Name	State	Location	Production Tons/Yr.	Comments
National Gypsum Co. ⁴ Gold Bldg. Products	Arizona	Phoenix	10,000- 100,000	Operates Quarry and Manufacturing Plant.
Superior Companies ⁴ Verde Gypsum Div.	Arizona	Phoenix	10,000- 100,000	Operates Mine and Concentrator.
Superior Companies ⁴ Winkelman Gypsum Div.	Arizona	Winkelman	10,000- 100,000	Operates Mine and Concentrator.
Dulin Gypsum ⁴ Dulin Bauxite Co. Inc.	Arkansas	Murfreesboro	100,000- 500,000	Operates Mine and Concentrator.
Temple Gypsum ⁸	Arkansas	West Memphis		
Weyerhaeuser Co. ⁴	Arkansas			Operates Mine and Plant.
California Gypsum ⁸	California	Newark		Operates Plant Only.
Flinkote Co. ⁸	California	Freemont		Operates Plant Only.
H. M. Holloway ⁴	California	Lost Hills		Operates Mine and Concentrator.
Kaiser Cement and Gypsum Corp. ⁸	California	Antioch		Operates Plant Only.
Kaiser Cement and Gypsum Corp. ⁸	California	Long Beach		Operates Plant Only.
Kaiser Gypsum Co. ⁴	California	Redwood City		Operates Mine and Calcining Plant.
National Gypsum Co. ⁸ Gold Bond Building Products	California	Long Beach		Operates Plant Only.
National Gypsum Co. ⁸ Gold Bond Building Products	California	Richmond		Operates Plant Only.
U.S. Gypsum Co. ³	California	Plaster City		Operates Mine and Calcining Plant.
U.S. Gypsum Co. ⁸	California	Santa Fe Springs		Operates Plant Only.

Table 6 (continued). PLANT LISTING FOR THE GYPSUM INDUSTRY

Plant Name	State	Location	Production Tons/Yr.	Comments
Flintkote Co. ⁸	Colorado	Florence		Operates Quarry Only.
Georgia - Pacific Corp. ⁸	Delaware	Wilmington		Operates Plant Only.
Kaiser Cement and Gypsum Corp. ⁸	Florida	Jacksonville		Operates Plant Only.
National Gypsum Co. ⁸ Gold Bond Building Products	Florida	Tampa		Operates Plant Only.
U.S. Gypsum Co. ⁸	Florida	Jacksonville		Operates Plant Only.
American Cyanamid Co. ¹	Georgia	Savannah		Built Plant Recently to Recover Gypsum From Ilmenite Plant Sludge.
Flintkote Co. ⁸	Georgia	Savannah		Operates Plant Only
Georgia - Pacific Corp. ⁸	Georgia	Brunswick		
National Gypsum Co. ⁸ Gold Bond Building Products	Georgia	Savannah		Operates Plant Only
National Gypsum Co. ⁸ Gold Bond Building Products	Illinois	Waukegan		Operates Plant Only.
U.S. Gypsum Co. ⁸	Indiana	East Chicago		Operates Plant Only.
National Gypsum Co. ⁴	Indiana	Martin		Operates Mine and Calcining Plant.
U.S. Gypsum Co. ⁴	Indiana	Shoals	100,000- 500,000	Operates Mine Only.
Celotex Corp. ⁴	Iowa	Webster		Operates Mine, Calcining and Goard Plant.
Georgia - Pacific Corp. ⁸	Iowa	Fort Dodge		Operates Quarry Only.
National Gypsum Co. ⁸ Gold Bond Building Products	Iowa	Fort Dodge		Operates Quarry Only.

Table 6 (continued). PLANT LISTING FOR THE GYPSUM INDUSTRY

Plant Name	State	Location	Production Tons/Yr.	Comments
U.S. Gypsum Co. ⁸	Iowa	Fort Dodge		Operates Quarry Only.
U.S. Gypsum Co. ⁸	Iowa	Sperry		Operates Mine Only.
Georgia - Pacific ³ Gypsum Div.	Kansas	Blue Rapids		Operates Mine Only.
National Gypsum Co. ⁴	Kansas	Barber		Operates Quarry and Plant.
National Gypsum Co. ⁴	Louisiana	Jefferson		Operates Calcining Plant Only.
U.S. Gypsum Co. ⁴	Louisiana	New Orleans		Operates Calcining Plant Only.
Winn Rock ⁴	Louisiana	Winn		Operates Quarry and Plant.
National Gypsum Co. ⁸ Gold Bond Building Products	Maryland	Baltimore		Operates Plant Only.
U.S. Gypsum Co. ⁸	Maryland	Baltimore		Operates Plant Only.
U.S. Gypsum Co. ⁸	Massachusetts	Charlestown		Operates Plant Only.
Georgia - Pacific Corp. ⁸	Michigan	Grand Rapids		Operates Mine Only.
Grand Rapids ⁴	Michigan	Grand Rapids	500 TPD	Operates Mine and Concentrator.
National Gypsum Co. ⁴	Michigan	National City	100,000- 500,000	Operates Mine Only. (Quarry in Tawas)
U.S. Gypsum Co. ³	Michigan	Alabaster		Operates Mine Only.
U.S. Gypsum Co. ⁴	Michigan	Wayne		Operates Calcining and Board Plant.
U.S. Gypsum Co. ⁴	Montana	Fergus		Operates Mine and Calcining Plant.
Flintkote Co. ⁴	Nevada	Clark	400,000	Operates Mine Only.
Johns - Manville ⁸	Nevada	Apex		Operates Quarry Only.
U.S. Gypsum Co. ⁸	Nevada	Empire		Operates Mine Only.

Table 6 (continued). PLANT LISTING FOR THE GYPSUM INDUSTRY

Plant Name	State	Location	Production Tons/Yr.	Comments
National Gypsum Co. ⁸ Gold Bond Building Products	New Hampshire	Portsmouth		Operates Plant Only.
Celotex Corp. ⁸	New Jersey	Edgewater		Operates Plant Only.
Flintkote Co. ⁸	New Jersey	Camden		Operates Plant Only.
Kaiser Cement and Gypsum Corp. ⁸	New Jersey	Delanco		Operates Plant Only.
National Gypsum Co. ⁴	New Jersey	Morris	21,000	Fabric Filter 99%.
American Gypsum ⁸	New Mexico	Albuquerque		Operates Quarry Only.
Georgia - Pacific Corp. ⁴	New York	Westchester		Operates Calcining Plant.
National Gypsum Co. ⁴	New York	Bronx		Operates Calcining Plant.
National Gypsum Co. ⁴	New York	Erie		Operates Mine and Calcining Plant.
U.S. Gypsum Co. ⁸	New York	New Brighton Staten Island		Operates Plant Only.
U.S. Gypsum Co. ⁸	New York	Oakfield		Operates Mine Only.
U.S. Gypsum Co. ⁴	New York	Richmond		Operates Calcining Plant.
U.S. Gypsum Co. ⁸	New York	Stony Point		Operates Plant Only.
Celotex Corp. ⁸	Ohio	Port Clinton		Operates Quarry Only.
National Gypsum Co. ⁴	Ohio	Lorain		Operates Plant Only.
U.S. Gypsum Co. ⁸	Ohio	Gypsum		Operates Mine Only.
Republic Gypsum ⁸	Oklahoma	Duke		Operates Quarry Only.
U.S. Gypsum Co. ⁴	Oklahoma	Southard		Operates Mine Only.

Table 6 (continued). PLANT LISTING FOR THE GYPSUM INDUSTRY

Plant Name	State	Location	Production Tons/Yr.	Comments
Walton Gypsum Co. ⁴	Oklahoma	Homestead	200 TPD	Operates Mine and Concentrator.
U.S. Gypsum Co. ⁸	Pennsylvania	Philadelphia		Operates Plant Only.
Republic Gypsum Co. ⁴	South Dakota	Meade		Operates Quarry and Plant.
Celotex Corp. ⁴	Texas	Fisher		Operates Mine and Calcining Plant.
Flintkote Co. ⁴	Texas	Nolan		Operates Mine and Calcining Plant.
Georgia - Pacific Corp. ⁸	Texas	Quanah		Operates Quarry Only.
National Gypsum Co. ⁴	Texas	Fisher		Operates Mine and Calcining Plant.
U.S. Gypsum Co. ⁸	Texas	Galena Park		Operates Plant Only.
U.S. Gypsum Co. ⁴	Texas	Harris		Operates Plant Only.
Georgia - Pacific Corp. ⁸	Utah	Sigurd		Operates Mine Only.
U.S. Gypsum Co. ⁸	Utah	Sigurd		Operates Quarry Only.
U.S. Gypsum Co. ⁴	Virginia	Chesapeake		Operates Plant Only.
U.S. Gypsum Co. ⁸	Virginia	Saltville		Operates Two Mines.
Kaiser Gypsum Co. ⁴	Washington	King		Operates Plant Only.
Big Horn Gypsum Co. ⁴	Wyoming	Cody	100,000- 500,000	Operates Mine and Concentrator.
Celotex Corp. ⁸	Wyoming	Cody		Operates Quarry Only.
Georgia - Pacific ⁴	Wyoming	Lovell	10,000- 100,000	Operates Mine and Concentrator.

Table 7. PLANT LISTING FOR THE LIGHTWEIGHT
AGGREGATE EXPANDED PERLITE INDUSTRY

Plant Name	State	Location	Production Tons/Yr.	Comments
Supreme Perlite Inc. ²	Arizona	Maricopa		Appears to be Mine Only.
American Perlite Co. ⁶	California	Lone Pine		
Grefco Inc. ³	Colorado	Antonio		Operates Mine and Concentrator. Extraction by Crushing and Screening.
Johns-Manville ³	Colorado	Antonio	100,000- 500,000	Operates Mine and Concentrator.
Silbrico Corp. ⁴ Uniperl Div.	Colorado	Antonio	400TPD	Operates Mine and Concentrator.
Persolite Products Inc. ²	Colorado	Custer		Appears to be Mine Only.
Grefco Inc. ³	Colorado	No Agua		Operates Mine and Concentrator. Extraction by Crushing and Screening.
W.R. Grace and Co. ⁵	Florida	Broward	1,820	
Perlite Corp. ²	Idaho	Oneida		Operates Pit and Plant.
Combined Metals Reduction Co. ² Panacalite Div.	Nevada	Lincoln		Appears to be Mine Only.
Grefco Inc. ³	New Mexico	Socorro	10,000- 100,000	Operates Mine and Concentrator. Extraction by Crushing and Screening. Reopened in 1975.
Johns-Manville ²	New Mexico	Taos		
U.S. Gypsum Co. ³	New Mexico	Grants		Appears to be a Mine Only.
Bradshaw Pumice and Perlite Co. ²	Utah	Beaver		Appears to be Mine Only.
Delamar Perlite ²				
United Perlite Corp. ³				

Table 8. PLANT LISTING FOR THE LIGHTWEIGHT AGGREGATE SLAG INDUSTRY

Plant Name	State	Location	Production Tons/Yr.	Comments
Vulcan Metals Co. S.E. Div. ⁵	Alabama	Etowah	315,000	Finishing Section - Slag/BOF Plant - Slag.
Haystack Mtn. Dev. Co. ⁵	Colorado	Pueblo	1,250,000	Slag Processing Operation Dust.
St. Louis Slag Products ⁵	Illinois	Madison	425,000	Blast Furnace Slag Crushing Operation.
E. Levy Co. ⁵	Michigan	Wayne	1,660,000	Slag Crushing, Screening and Pot Dumping Operations.
Standard Slag Co.	Ohio	Warren	340,000	Blast Furnace Slag Crushing Operation.
Standard Slag Co.	Ohio	Youngstown	450,000	Blast Furnace Slag Crushing Operation.
Metals Development Co. ⁵	Pennsylvania	Philadelphia	26,000	Slag Crushing and Drying Operations with 90-99% Efficient Wet Scrubber and Fabric Filter.
Standard Slag Co. ⁵	Pennsylvania	Cambria	605,000	Slag Crushing Operation.
MAC Materials ⁵	Tennessee	Roane	100,000	Slag Crushing Operation with 80% Efficient Wet Scrubber.

Table 9. PLANT LISTING FOR THE LIGHTWEIGHT
AGGREGATE VERMICULITE INDUSTRY

Plant Name	State	Location	Production Tons/Yr.	Comments
Reynolds Can ⁵	Florida	Hillsborough		Appears to Only Produce Crude Ore.
W.R. Grace and Co. ⁵	Florida	Broward	1820	Operates Expanding Plant, with 99.9% Efficient Cyclone and Fabric Filter.
W.R. Grace and Co. ⁵	Florida	Duval	6240	Operates Expanding Plant with 90% Efficient Centrifuge Collector.
W.R. Grace and Co. ⁵	Kentucky	Campbell	6,000	Operates Expanding Plant with 90% Efficient Centrifuge Collector.
W.R. Grace and Co. ⁴	Montana	Libby	3,600 TPD	Operates Several Mines and Expanding Plants.
Coralex Perlite Corp. ²	New Jersey	Middlessex		Operates Plant Only.
Halecrest Co. Inc. ⁴	New Jersey	Mount Hope	8,000 TPD	Appears to have Only Mines. Produces Aggregates.
Vermiculite Industrial Corp. ²	New Jersey	Essex		Operates Plant Only.
W.R. Grace and Co. ³ Zonolite Division	New Jersey	Mercer		Operates Plant Only.
Southwest Vermiculite ⁵	New Mexico	Bernalillo	2,600	Operates Expanding Plant with 97% Centrifuge Collector.
W.R. Grace and Co. ⁵	North Carolina	Randolph	4,000	Appears to Produce Only Crude Ore but is Mentioned as Having 97.5% Efficient Centrifugal Collector and Fabric Filter.
O.M. Scott and Son ⁵	Ohio	Union	42,600	Uses 99.9% Efficient Fabric Filter.
Patterson Vermiculite Co. ^{1,2,4,5,}	South Carolina	Lanford	7,400	Has a Mine, Mill and Expanding Plant.
W.R. Grace and Co. ^{1,2,4,5,} Construction Prod. Div.	South Carolina	Enoree	1,200 TPD	Operates Several Mines and Expanding Plants.
Palabora Mining Co. ⁴				

Table 10. PLANT LISTING FOR THE PUMICE INDUSTRY

Plant Name	State	Location	Production Tons/Yr.	Comments
Apache County Highway Dept. ²	Arizona	Apache		Open Pit Mine.
Atchison Topeka & Santa Fe ² Railway Co.	Arizona	Coconino		Open Pit Mine and Plant.
Superlite Bldrs. Supply, Inc. ²	Arizona	Coconino		Open pit mine.
Aiken Builders Products ²	California	San Bernardino		Open Pit Mine.
Cinder Products Co. ²	California	Lake		Open Pit Mine.
Alvin Lindgren ²	California	Siskiyou		Open Pit Mine.
Red Lava Products of California ²	California	Lake		Open Pit Mine.
Shastalite Cinder Co. ²	California	Siskiyou		Open Pit Mine.
Colorado Aggregate Co., Inc. ²	Colorado	Costilla		Open Pit Mine and Plant.
Dotsero Block Co., Inc. ²	Colorado	Eagle		Open Pit Mine and Plant.
McCoy Aggregates Co. ²	Colorado	Routt		Open Pit Mine and Plant.
Concrete Industries, Inc. ²	Hawaii	Maui		Open Pit Mine.
Fong Construction Co., Ltd. ²	Hawaii	Maui		Open Pit Mine.
James W. Glover, Ltd.	Hawaii	Hawaii		Oper Pit Mine.
Grove Farm Co., Ltd. ²	Hawaii	Kauai		Open Pit Mine.
Haleakala Ranch Company ²	Hawaii	Maui		Open Pit Mine.
Hawaiian Agricultural Co., Ltd. ²	Hawaii	Hawaii		Open Pit Mine.
HC&D, Ltd. ²	Hawaii	Molokai.		Open Pit Mine.
Hutchinson Sugar Co., Ltd. ²	Hawaii	Hawaii		Open Pit Mine.

Table 10 (continued). PLANT LISTING FOR THE PUMICE INDUSTRY

Plant Name	State	Location	Production Tons/Yr.	Comments
James Kuwana ²	Hawaii	Hawaii		Open Pit Mine.
Hess Pumice Products ²	Idaho	Oneida		Mine and Plant.
Producer's Pumice ²	Idaho	Bonneville		Mine.
Western Block, Inc. ²	Idaho	Canyon		Mine.
Ernest Hanzlicek ²	Michigan	Lincoln		Mine.
Wyandotte Chemicals Corp. ²	Michigan	Norton		Mine and Plant.
LaRue Axtell Pumice Co. ²	Nebraska	Lincoln		Open Pit Mine and Plant.
Kaiser Industries Corp. ²	Nevada	Storey		Open Pit Mine.
Rilite Aggregate Co. ²	Nevada	Washoe		Open Pit Mine.
Savage Construction Co., Inc. ²	Nevada	Ormsby		Open Pit Mine.
General Pumice Corp. ²	New Mexico	Rio Arriba		Open Pit Mine and Crushing and Screening.
J.H. Rhodes Co. ⁵	New Mexico	Santa Fe	6000	Operate Crushing, Drying, Screening and Bagging Plant with 99.9% Efficient Fabric Filter
Twin Mountain Rock Co. ²	New Mexico	Union		Open Pit Mine and Crushing and Screening Plant.
Volcanic Cinder Co. ²	New Mexico	Dona Ana		Open Pit Mine and Crushing and Screening Plant.
Cascade Pumice Co. ⁹	Oregon	Bend	135 TPH	Open Pit Mine and Crushing and Screening Plant.
Central Oregon Pumice Co. ^{2.4.9}	Oregon	Deschutes	800 TPD	Mine and Plant. Crushing, Screening and Blending.
Graystone Corp. ²	Oregon	Deschutes		Mine and Plant.
Chester Hiatt ²	Oregon	Deschutes		Mine and Plant.
Oregon Portland Cement Co. ²	Oregon	Baker		Mine.

Table 10 (continued). PLANT LISTING FOR THE PUMICE INDUSTRY

Plant Name	State	Location	Production Tons/Yr.	Comments
Jed Wilson & Son ²	Oregon	Lake		Mine and Plant.
Thompson Block Co. ²	Utah	Beaver		Open Pit Mine and Crushing and Screening Plant.
W. L. Marenakos Co. ²	Washington	Kittitas		Plant.
Weyerhaeuser Co. ²	Washington	Skamania		Plant.

Table 11. PLANT LISTING FOR THE SAND AND GRAVEL INDUSTRY

Plant Name	State	Location	Production Tons/Yr.	Comments
W. T. Ratliff Co. ⁵	Alabama	Mobile	11,200	Crushing.
Sharpe Sand and Gravel Co. ⁵	Alabama	Macon	5,000	Crushing and Screening.
Southern Stone Co. ⁵	Alabama	Elmore	400,000	Wet Washing, Crushing and Screening.
Vulcan Matls. Co. ⁵	Alabama	Macon	580,000	Wet Operations, Crushing and Screening.
Wade and Vance Sand and Gravel ⁵	Alabama	Chilton		Wet Washing Systems, Crushing and Screening.
Allied Concrete and Materials ⁵	Arizona	Maricopa	719,000	Crusher, Wet Scrubber.
Arizona Sand and Rock ⁵	Arizona	Maricopa	750,000	Crusher, Wet Scrubber.
Beeline Sand and Rock ⁵	Arizona	Maricopa	150,000	Crushing, Screening, Wet Scrubber.
Fred Clark Truck Co. ⁵	Arizona	Pinal	124,000	Sand and Gravel Crush, Screen.
Columbia Block Co. ⁵	Arizona	Pima	441,000	Sand and Gravel Crush, Screen.
Desert Sand and Gravel ⁵	Arizona	Pima	15,500	Sand and Gravel Crush, Screen.
Guzman Const. ⁵	Arizona	Pinal	41,000	Sand and Gravel Crush, Screen.
Kraecker Const. ⁵	Arizona	Pima	25,000	Sand and Gravel Crush, Screen.
Phoenix Red-Mix Co. ⁵	Arizona	Maricopa	40,000	Crusher, Wet Scrubber.
Phoenix Sand and Rock ⁵	Arizona	Maricopa	414,000	Sand Production, Screening.
Phoenix Sand and Rock ⁵	Arizona	Maricopa	350,000	Gravel, Wet Scrubber, Crushing and Screening.
Royal Sand Co. ⁵	Arizona	Maricopa	150,000	Gravel, Wet Scrubber.
Teco No. 5 ⁵	Arizona	Maricopa	500,000	Gravel, Wet Scrubber.
Teco ⁵	Arizona	Maricopa	300,000	Gravel, Wet Scrubber.
Teco, West ⁵	Arizona	Maricopa	250,000	Gravel Pit with Wet Scrubber.

Table 11 (continued). PLANT LISTING FOR THE SAND AND GRAVEL INDUSTRY

Plant Name	State	Location	Production Tons/Yr.	Comments
Teco Phoenix ⁵	Arizona	Maricopa	125,000	Gravel, Wet Scrubber.
Tri-City Ready Mix ⁵	Arizona	Maricopa	200,000	Crusher, Wet Scrubber.
Tueson Sand & Soil, Inc. ²	Arizona	Pima		Pit and Plant.
Union Rock ⁵	Arizona	Maricopa	997,000	Crushing and Screening.
Union Rock ⁵	Arizona	Maricopa	915,000	Crushing and Screening.
Union Rock and Material ⁵	Arizona	Maricopa	166,000	Crushing and Screening.
United Metro ⁵	Arizona	Maricopa	2,120,000	Crusher, Wet Scrubber.
United Metro ⁵	Arizona	Maricopa	1,570,000	Gravel Crushing, Wet Scrubber.
United Metro ⁵	Arizona	Maricopa	1,140,000	Crusher, Wet Scrubber.
United Metro ⁵	Arizona	Maricopa	400,000	Gravel Pit, Wet Scrubber.
United Metro ⁵	Arizona	Maricopa	88,900	Crusher, Wet Scrubber.
United Metro ⁵	Arizona	Maricopa	54,300	Crusher, Wet Scrubber.
Valley Redi-Mix ⁵	Arizona	Maricopa	225,000	Crush, Screen, Wet Scrubber.
Wilmot Sand and Gravel ⁵	Arizona	Pima	55,200	Sand and Gravel Crush, Screen.
Guzman Const. ⁵	Arizona	Gila	30,000	Sand and Gravel Crushing, Screening.
Payson Concrete and Materials ⁵	Arizona	Gila	26,500	Sand and Gravel Crushing, Screening.
Maddux and Sons ⁵	Arizona	Cochise	262,000	Sand and Gravel Crusher.
Arkansas Rock and Gravel Co. ²	Arkansas	Pike		Stationary.
Arkholia Sand and Gravel ⁵	Arkansas	Sebastian		Storage, Baghouse 99%, Grinding and Crushing.

Table 11 (continued). PLANT LISTING FOR THE SAND AND GRAVEL INDUSTRY

Plant Name	State	Location	Production Tons/Yr.	Comments
Belvedere Sand and Gravel Co. ²	Arkansas	Saline		Stationary.
Big Rock Stone and Material Co. ²	Arkansas	Pulaski		Stationary.
Braswell Sand and Gravel Co., Inc. ²	Arkansas	Little River		Stationary.
Gifford-Hill and Co., Inc. ²	Arkansas	Lafayette & Miller		Stationary.
Jeffrey Sand Co. ²	Arkansas	Pulaski & Franklin		Stationary.
Malvern Gravel Co. ²	Arkansas	Hot Spring		Stationary.
Mobley Construction Co., Inc. ²	Arkansas	Jackson, Pope Monroe, & Yell		Portable.
Pine Bluff Sand and Gravel ²	Arkansas	Ouachita & Jefferson		Stationary.
St. Francis Material Co. ²	Arkansas	Ashley, Calhoun, Craighead, Poinsett, & St. Francis		Stationary.
Silica Products Co., Inc. ²	Arkansas	Izard		Stationary.
7/11 Materials ⁵	California	Stanislaus	275,000	2 Wet Scrubbers or Crushing and Screening.
1000 Palms Ready Mix ⁵	California	Riverside	208,000	Crushing and Screening.
Azusa Western, Inc. ⁵	California	Los Angeles		Aggregate Conveying.
Allen Bros. Paving ⁵	California	Riverside	96,000	Rock Sand Plant, Wet Scrubber.
Amalgamated Enterprises ⁵	California	Kern		Gravel Plant.
Antelope Valley Agg. ⁵	California	Los Angeles		Aggregate Conveying.
Arden Sand and Gravel ⁵	California	Sacramento	192,000	Sand and Gravel Crushing and Screening, Wet Scrubber.

Table 11 (continued). PLANT LISTING FOR THE SAND AND GRAVEL INDUSTRY

Plant Name	State	Location	Production Tons/Yr.	Comments
Baldwin Contracting Co., Inc. ²	California	Butte		Open Pit Mine.
Baldwin Construction Co. ⁵	California	Yuba	300,000	Crushing, Screening Sand & Gravel, Wet Scrubber.
Basalt Rock Company ⁵	California	Santa Cruz	126,000	Sand and Gravel Wet Plant.
Basalt Rock Co., Inc. ²	California	Sonoma		Open Pit Mine.
Basic Rock Products ⁵	California	Lassen	40,000	Conveying and Handling, Wet Scrubber.
Baxman Gravel Co. ⁵	California	Merced	75,000	Gravel Sorting, Crushing.
Beaumont Concrete ⁵	California	Riverside	300,000	Aggregate Production.
Beaumont Concrete ⁵	California	Riverside	100,000	Crushing and Screening.
Beckham Brothers ⁵	California	Riverside	312,000	Crushing and Screening.
Blue Diamond Concrete ² Materials Div., The Flintkote Co.	California	Orange		Open Pit Mine.
Cal. Western Sand and Rock ⁵	California	Imperial	200,000	Handling, Conveying, Crushing.
CX Products ⁴	California	Riverside	16,600	Bulk Silica Loading. Fabric Filter, Crushing and Screening.
California Materials Co. ²	California	Los Angeles		Open Pit Mine.
California Non Metallics Inc. ⁴	California	Trabuco Canyon	200 TPD	Operates Mine and Concentrator.
Chandlers Palos Verdez Sand ⁵ and Gravel	California	Los Angeles		Aggregate Conveying.
Cloverdale Ready Mix ⁵	California	Sonoma	20,000	Sand and Gravel Crushing and Screening.
Coast Sand Company ⁵	California	San Diego	78,000	Crushing, Screening, and Washing.
Conrocks Co. ⁵	California	Los Angeles		Aggregate Conveying.

Table 11 (continued). PLANT LISTING FOR THE SAND AND GRAVEL INDUSTRY

Plant Name	State	Location	Production Tons/Yr.	Comments
Conrock (Lakeside) ⁵	California	San Diego	310,000	Sand Plant with 99.9% Wet Scrubber.
Conrock (Escondido) ⁵	California	San Diego	250,000	River Sand.
Consolidated Rock Products Co. ²	California	Orange, San Bernardino, Ventura		Open Pit Mine.
Cressey Sand and Gravel ⁵	California	Merced	50,000	Handling and Conveying.
Cull; B.E. ⁵	California	Los Angeles		Aggregate Size Classification.
Crystal Silica ⁵	California	San Diego	346,000	Mine, Wash, Dry Silica. Cent. Collector and Wet Scrubber.
Curtiss-Hooker Corp. ⁵	California	Los Angeles		Aggregate Size Classification.
Curtiss-Hooker ⁵	California	Los Angeles		Aggregate Size Classification.
Del Monte Wedron Silica Div. ⁵	California	Monterey	110,000	Sand and Gravel.
Dicco, Inc. ⁵	California	Kern	350,000	Crushing, Screening, Handling.
Div. of Highways, District IX ⁵	California	Mono	60,000	Handle and Convey.
Dowman Products ⁵	California	Los Angeles		Aggregate Conveying.
Dry Creek Sand and Gravel ⁵	California	Sonoma	160,000	Sand and Gravel Operation, Wet Scrubber.
Elsimore Ready Mix ⁵	California	Riverside		Screening.
Escondido Sand and Gravel ⁵	California	San Diego	13,900	Portable Screening Plant with Wet Scrubber.
Fenton Mtls. Co. ⁵ (Frious Rd., San Diego)	California	San Diego	450,000	Sand, Gravel Screening, Crushing, Wet Scrubber.
Fenton Mtls. Co. ⁵ (Main St., Otay)	California	San Diego	200,000	Gravel Crushing and Screening, Wet Scrubber.

Table 11 (continued). PLANT LISTING FOR THE SAND AND GRAVEL INDUSTRY

Plant Name	State	Location	Production Tons/Yr.	Comments
Flintkote ⁵	California	Calaveras	10,000	Sand Mine.
Flintkote Co. Inc. ⁵	California	Merced	325,000	Crushing and Screening.
Flintkote Company ⁵	California	Los Angeles		Aggregate Conveying.
Flintkote Co. (Modesto) ⁵	California	Stanislaus	500,000	Conveying, Handling, Crushing, Screening, Wet Scrubber.
Fontana Paving ⁵	California	Riverside	104,000	Rock Crushing System.
Foster Sand and Gravel ⁵	California	Riverside		Crushing and Screening.
Francis and Jaccobs ⁵	California	Kern	250,000	Sand and Gravel Crushing, Screening, Wet Scrubber.
P.W. Gillibrand ⁵	California	Ventura	200,000	Primary and Secondary Screening with Wet Scrubber.
Granite Construction Co. ²	California	Sacramento, & Yolo		Open Pit Mine.
Greenfield Rock Co. ⁵	California	Los Angeles		Aggregate Size Classification.
San J. Harris Co. ⁵	California	San Diego	113,000	Sand Screening with Wet Scrubber.
Hartman Concrete Materials Co. ²	California	Kern		Open Pit Mine.
Hillsdale Rock, Inc. ⁵ (San Juan Hroy)	California	San Benito	400,000	Sand and Gravel Mixing and Handling.
Hillsdale Rock, Inc. ⁵ (Hollister)	California	San Benito	300,000	General Crushing and Screening.
Hollister Concrete and Supply ⁵	California	San Benito		Crushing and Screening.
Hollister Sand and Gravel ⁵	California	San Benito		Crushing and Screening.

Table 11 (continued). PLANT LISTING FOR THE SAND AND GRAVEL INDUSTRY

Plant Name	State	Location	Production Tons/Yr.	Comments
Hugo Heu-Proler Company ⁵	California	Los Angeles		Aggregate Classifying.
Industrial Asphalt (Friant) ⁵	California	Fresno	85,200	Crushing, Screening, Handling, Conveying.
Industrial Asphalt (Sanger) ⁵	California	Fresno	80,000	Crushing, Screening, Handling, Conveying, Wet Scrubber.
Interpace ^{4,5}	California	Amador	230,000	Conveying, Handling, Sand Drier and Cyclone.
Kaiser Industries Corp. ²	California	Alameda, Contra, Costa, Glenn, Santa Clara, Sonoma		Open Pit Mine.
Kaiser Sand and Gravel ⁵	California	Santa Cruz	900,000	Sand Wet Plant, Crushing, Screening.
Kern Rock Co. ²	California	Kern		Open Pit Mine.
Kirk, Morris P. & S. ⁵	California	Los Angeles		Aggregate Conveying.
Livingston-Graham, Inc. ²	California	Orange, San Bernardino, Ventura		Open Pit Mine.
Livingston-Graham Inc. ⁵	California	Los Angeles		Aggregate Conveying, Size Classification.
Lonestar Industries ⁵	California	San Joaquin	1,000,000	Crushing and Screening, Wet Scrubber.
Lonestar Industries ⁵	California	Santa Cruz	400,000	Wet Process Sand, Crushing and Screening.
Los Banos Mining, Gravel & Transit ⁵ Mix	California	Merced	108,000	Handling and Conveying.
MGI Sand and Gravel ⁵	California	Sonoma	32,000	Sand and Gravel Crushing, Screening.
Manning Bros. Rock ⁵	California	Los Angeles		Aggregate Size Classification.
Martis Valley ⁵	California	Placer	162,000	Crushing and Screening.
Frank B. Marks and Son ⁵	California	Stanislaus	120,000	Crushing, Screening Sand and Gravel, Wet Scrubber.

Table 11 (continued). PLANT LISTING FOR THE SAND AND GRAVEL INDUSTRY

Plant Name	State	Location	Production Tons/Yr.	Comments
Massey Sand and Rock ⁵	California	Riverside	600,000	Rock Plant.
Massey Sand and Rock ⁵	California	Riverside	70,000	Rock Plant.
McCoys Ready Mix ⁵	California	San Diego	420,000	Six Crushers.
Merced Aggregate ⁵	California	Merced	161,000	Handling and Conveying.
Mercer, Fraser (Arcata) ⁵	California	Humboldt	80,000	Sand and Gravel Cleaning, Screening.
Mercer, Fraser (Sandy Prairie) ⁵	California	Humboldt	55,000	Cleaning and Screening.
Mercer, Fraser (Cooks Valley) ⁵	California	Humboldt	40,000	Cleaning and Screening.
Monterey Sand Co., Inc. ⁵	California	Monterey	70,000	Elder, Sand City. Sand and Decorative Gravel
Monterey Sand Co., Inc. ⁵	California	Monterey	38,000	Marina, Sand and Gravel.
Morgan Paving ⁵	California	Santa Cruz	160,000	Crushing, Screening, Wet Scrubber.
Munn and Perkins ⁵	California	San Joaquin	350,000	Crushing and Screening.
Nelson and Sloan (Otay) ⁵	California	San Diego	873,000	Four Crushers, Four Screens, Fabric Filter.
Nelson and Sloan (San Diego) ⁵	California	San Diego	400,000	Three Crushers, Two Washers.
Nickolaus and Nickolaus ⁵	California	Inyo	37,000	Crushing, Screening, Handling, Conveying.
Niles Sand and Gravel Co., Inc. ²	California	Alameda,		Open Pit Mine.
North Coast Pav. and Rock ⁵	California	Del Norte	50,000	Cleaning and Screening.
Owers-Illinois Glass Co. ⁵	California	Amador, River- side	70,000	90% Efficient Scrubber and Cyclone on Silica Sand Dryer.
Owers-Illinois Glass ⁵	California	Monterey	74,500	Sand and Gravel.
Owl Rock Products Co. ²	California	Fresno, Orange, Riverside		Open Pit Mine.

Table 11 (continued). PLANT LISTING FOR THE SAND AND GRAVEL INDUSTRY

Plant Name	State	Location	Production Tons/Yr.	Comments
Owl Rock Products ⁵	California	Los Angeles		Aggregate Reducing.
Owl-Service Rock Co. ⁵	California	Riverside		Crushing and Screening.
Pacific Cement and Aggregates, ² Div. of Lone Star Cement Corp.	California	Alameda, Fresno, Sacramento, San Joaquin, San Mateo, Santa Cruz, Tulare, Yolo		Open Pit Mine.
Pacific Cement and Aggregates ⁵	California	Monterey		Sand and Gravel.
Pacific Cement and Aggregates ⁵	California	Monterey		Sand and Gravel Crushing, and Screening.
Pacific Rock and Gravel Co. ²	California	San Bernardino		Open Pit Mine.
Paso Materials ⁵	California	San Joaquin	42,000	Crushing, Screening, Wet Scrubber.
Putnam Sand and Gravel ⁵	California	Stanislaus	250,000	Gravel Crushing, Screening, Handling, Conveying.
A.J. Ralsch Paving Co. ²	California	Santa Clara		Open Pit Mine.
Ralsch Paving Co. ⁵	California	San Joaquin	50,000	Crushing and Screening.
George Reed, Inc. ⁵	California	Calaveras	47,000	Crushing and Screening.
George Reed Inc., ⁵ Le Grange Plant	California	Stanislaus	93,000	Screening, Handling and Conveying.
George Reed Inc., ⁵ Watertord Plant	California	Stanislaus	64,000	Crushing , Screening, Conveying and Handling.
Rhodes and Jamieson Ltd. ²	California	Alameda		Open Pit Mine.
River Rock Products ⁵	California	Fresno	400,000	Crushing, Screening, Handling, Conveying, Wet Scrubber.
Riverside Sand Co. ⁵	California	Riverside		Crushing and Screening.

Table 11 (continued). PLANT LISTING FOR THE SAND AND GRAVEL INDUSTRY

Plant Name	State	Location	Production Tons/Yr.	Comments
San Diego Consolidated Co. ²	California	San Diego		Open Pit Mine.
Santa Fe Rock and Sand ⁵	California	Stanislaus	500,000	Crushing Screening, Conveying, Handling, - Wet Scrubber, Centrifuge collector.
Santa Cruz Aggregates (Felton) ⁵	California	Santa Cruz	257,000	Crushing and Screening.
Santa Cruz Aggregates ⁵ (Quail Hollow)	California	Santa Cruz	60,100	Crushing and Screening.
Schmidt, A.E. Co. ⁵	California	Los Angeles		Aggregate Reducing.
Seldo Co., Inc. ⁵	California	Riverside		Crushing and Screening.
Sequoia Rock Co. ⁵	California	Fresno	100,000	Handling, Conveying, - Crushing, and Screening.
Sequoia Rock ⁵	California	Tulare	40,000	Crushing, Screening, -Wet Scrubber 65.5%.
Shea Healy Inc. ⁵	California	Los Angeles		Aggregate Conveying.
Shepells, Inc. ⁵	California	Riverside	20,800	Crushing and Screening.
Sheppa Material ⁵	California	Tulare	36,000	Crushing and Screening, Wet Scrubber 65.5%.
Sierra Mat. ⁵	California	Mono	10,000	Handle, Convey, - Crushing and Screening.
South County Sand and Gravel ⁵	California	Monterey	5,000	H ₂ O Spray.
Southern Pacific Milling Co. ²	California	Santa Barbara, Ventura		Open Pit Mine.
Southwestern Aggregate ⁵	California	Riverside		Crushing and Screening.
Standard Materials Co. ²	California	Mereed, and Stanislaus		Open Pit Mine.
Stewart and Nuss, Inc. ⁵	California	Fresno	220,000	Crushing, Screening, Conveying, Handling & Wet Scrubber.
Stewart and Nuss ⁵	California	Madera	930,000	Conveying, Handling, Crushing, and Screening.

Table 11 (continued). PLANT LISTING FOR THE SAND AND GRAVEL INDUSTRY

Plant Name	State	Location	Production Tons/Yr.	Comments
Stockton Sand and Gravel ⁵	California	San Joaquin	250,000	Sand and Gravel Handling, Conveying, Wet Scrubber.
Sully-Miller Contracting Co. ²	California	Orange		Open Pit Mine.
Sully-Miller Contracting ⁵	California	Los Angeles		Aggregate Conveying.
Sukut-Coulson, Inc. ⁵	California	Los Angeles		Aggregate Conveying.
THR Co. ⁵	California	Stanislaus Co.	24,500	Crushing and Screening.
Tahoe City Gravel Pit ⁵	California	Placer	162,000	Crushing and Screening.
Teichert Aggregates ²	California	Butte, Nevada Yolo, Yuba		Open Pit Mine.
Teichert Aggregates ⁵	California	Sacramento	2,000,000	Aggregates Plant, Crushing and Screening, Fabric Filter 99%.
Teichert Aggregates ⁵	California	San Joaquin	700,000	Crushing, Screening, Handling, Conveying, Wet Scrubber.
Teichert and Sons ⁵	California	San Joaquin		Crushing and Screening.
Terex Corp. ⁵	California	Placer	4,800	Silica Flow Crushing.
Topo Aggregates ⁵	California	Monterey		Crushing and Screening.
Triangle Rock Products, Inc. ²	California	Los Angeles, Riverside, San Bernardino		Open Pit Mine.
Turlock Rock Company ⁵	California	Merced	179,000	Handling and Conveying.
Valley Rock Prod. ⁵	California	Glenn	267,000	Screening, Conveying, Handling.
Charles D. Warner and Son ⁵	California	Stanislaus	39,000	Crushing, Screening, Sand and Gravel.

Table 11 (continued). PLANT LISTING FOR THE SAND AND GRAVEL INDUSTRY

Plant Name	State	Location	Production Tons/Yr.	Comments
Whitewater Rock and Supply ⁵	California	Riverside	5,770	Rock Crusher.
Claude C. Wood Com. ⁵	California	Calaveras	50,000	Crushing and Screening.
Yuba River Sand ⁵	California	Yuba	65,500	Sand and Gravel Screen.
C.J. Abbot, Inc. ⁵	Colorado	Mesa	750,000	Crushing and Screening.
Asphalt Paving Co. ²	Colorado	Douglas		Pit and Plant.
Asphalt Paving Co. ²	Colorado	Garfield		Pit and Plant.
Asphalt Paving Co. ²	Colorado	Jefferson		Pit and Two Plants.
Asphalt Paving Co. ²	Colorado	Lincoln		Pit and Plant
The Brannan Sand and Gravel Co. ²	Colorado	Adams		Pit and Four Plants.
The Brannan Sand and Gravel Co. ²	Colorado	Arapahoe		Pit and Plant.
The Brannan Sand and Gravel Co. ²	Colorado	Jefferson		Pit and Plant.
Broderic and Gibbons, Inc. ²	Colorado	El Paso		Four Pits and Plant.
Broderic and Gibbons, Inc. ²	Colorado	Pueblo		Seven Pits and Plant.
Cooley Gravel Co. ²	Colorado	Adams		Pit and Plant.
Cooley Gravel Co. ⁵	Colorado	Arapahoe	400,000	Aggregate Dryer, Crushing, Screening.
Flatiron Sand and Gravel Co. ⁵	Colorado	Boulder		Pit and Plant.
Gilpatrick Const. Company ⁵	Colorado	Mesa	300,000	Crushing and Screening.
Golden Concrete and Gravel Co. ⁵	Colorado	Boulder	400,000	Crushing and Screening.
Houston Const. Co., Inc. ⁵	Colorado	Adams	200,000	Crushing and Screening.
Kilgave Atchison Paving Co. ⁵	Colorado	Adams	175,000	Crushing and Screening.

Table 11 (continued). PLANT LISTING FOR THE SAND AND GRAVEL INDUSTRY

Plant Name	State	Location	Production Tons/Yr.	Comments
Glen G. Meador ⁵	Colorado	Boulder	400,000	Crushing and Screening.
Pre-Mix Sand and Gravel Co. ²	Colorado	Adams		Pit and Plant.
Pre-Mix Sand and Gravel Co. ²	Colorado	Douglas		Pit and Plant.
Rio Grande Gravel Co. ⁵	Colorado	Jefferson	500,000	Crushing and Screening.
Schmidt Const. Inc. ⁵	Colorado	Mesa	50,000	Crushing, Screening and Conveying.
United Sand and Gravel ⁵	Colorado	Mesa	134 000	Crushing and Screening.
Whitewater Building Materials Corp. ⁵	Colorado	Mesa	21,000	Crushing and Screening.
Ashland Oil ⁵	Connecticut	New Haven	1,000,000	Crushing and Screening.
The Balf Co. ²	Connecticut	Hartford		Pit.
Beard Sand and Gravel Co., Inc. ²	Connecticut	New Haven		Pit.
C.W. Blakeslee and Sons, Inc. ²	Connecticut	Middlesex		Pit.
The D.J. Carten Sand and Gravel Co. ²	Connecticut	New Haven		Pit.
Chapman Sand and Gravel ²	Connecticut	Hartford		Pit.
Connecticut Sand and Stone Corp. ²	Connecticut	Hartford, Litchfield		Pit.
John J. Doyle Sand and Gravel ² Co., Inc.	Connecticut	New London		Pit.
Hamden Sand and Gravel Co. ²	Connecticut	New Haven		Pit.
John Lomazzo and Sons Corp. ²	Connecticut	Fairfield		Pit.
Meriden-Wallingford Sand and Stone Co., Inc.	Connecticut	New Haven		Pit.

Table 11 (continued). PLANT LISTING FOR THE SAND AND GRAVEL INDUSTRY

Plant Name	State	Location	Production Tons/Yr.	Comments
The New Haven Trap Rock Co., ² Div. of Ashland Oil, Inc.	Connecticut	Windham		Pit.
Newington Construction Co. ²	Connecticut	Hartford		Pit.
Oneglia and Gervasini Building ² Materials, Inc.	Connecticut	Litchfield		Pit.
Roncarl Industries, Inc. ²	Connecticut	Hartford		Pit.
Sega Sand and Gravel, Inc. ²	Connecticut	Litchfield		Pit.
Waterbury Sand and Gravel Co. ²	Connecticut	New Haven		Pit.
Atkins Brothers ²	Delaware	Sussex		Pit.
Barber Sand and Gravel ²	Delaware	Kent		Pit.
Clough and Caulk Sand and Gravel ²	Delaware	Kent		Pit.
Delaware Sand and Gravel ²	Delaware	New Castle		Pit.
George Nashold, Inc. ²	Delaware	Kent		Pit.
Material Transit, Inc. ²	Delaware	New Castle		Pit.
Parkway Gravel, Inc. ²	Delaware	New Castle		Pit.
Petrillo Brothers, Inc. ²	Delaware	New Castle		Pit.
St. Jones River Gravel Co. ²	Delaware	New Castle		Pit.
Swain Construction Co. ²	Delaware	Sussex		Pit.
Whittington's Sand and Gravel Co. ²	Delaware	New Castle		Pit.
Woodlawn Gravel Co. ²	Delaware	New Castle		Pit.

Table 11 (continued). PLANT LISTING FOR THE SAND AND GRAVEL INDUSTRY

Plant Name	State	Location	Production Tons/Yr.	Comments
Feldspar Corp. ⁴	Georgia	Monticello	400 TPD	Operates Mine and Concentrator Produces Silica Sand.
Concrete Industries, Inc. ²	Hawaii	Maui		Open Pit Mine.
Dole Corp. ²	Hawaii	Lanai		Open Pit Mine.
Grove Farm Co. (Koloa) ⁵	Hawaii	Kauai	24,500	Sand Screening.
Grove Farm Co. (Puhā) ⁵	Hawaii	Kauai	24,500	Sand Screening.
Hale Kauai, Ltd. ²	Hawaii	Kauai		Open Pit Mine.
Hawaiian Commercial and Sugar Co., Ltd. ²	Hawaii	Maui		Open Pit Mine.
HC&D, Ltd. ²	Hawaii	Molokai		Open Pit Mine.
Kekaha Sugar Co., Ltd. ²	Hawaii	Kauai		Open Pit Mine.
Lihue Plantation Co., Ltd. ²	Hawaii	Kauai		Open Pit Mine.
Maui Concrete and Aggregates, Inc. ²	Hawaii	Maui		Open Pit Mine.
McBryde Sugar Co., Ltd. ²	Hawaii	Kauai		Open Pit Mine.
Molokai Rock and Equipment ²	Hawaii	Molokai		Open Pit Mine.
Pacific Concrete and Rock Co., Ltd. ²	Hawaii	Molokai, Oahu		Open Pit Mine.
Pioneer Mill Co., Ltd. ²	Hawaii	Maui		Open Pit Mine.
Louis F. Rego Trucking ²	Hawaii	Kauai		Open Pit Mine.
Wailuku Sugar Co. ²	Hawaii	Maui		Open Pit Mine.
Ada Sand and Gravel ⁵	Idaho	Ada	125,000	Crushing and Screening.

Table 11 (continued). PLANT LISTING FOR THE SAND AND GRAVEL INDUSTRY

Plant Name	State	Location	Production Tons/Yr.	Comments
Boise Sand and Gravel ⁵	Idaho	Ada	300,000	Crushing and Screening.
Central Premix ⁵	Idaho	Kootenai	60,000	Crushing and Screening.
Colchester Stone Co. ⁵	Idaho	McDonough	59,600	Primary and Secondary Crushing.
Curtis Construction Co. ²	Idaho	Clearwater		Stationary Plant.
DeAtley Corp. ²	Idaho	Nez Perce		Pit and Plant.
Empire Concrete Box ⁵	Idaho	Kootenai	10,000	Crushing and Screening.
Herdricks Sand and Gravel ⁵	Idaho	Ada	50,000	Crushing and Screening.
Laison Inc. ⁵	Idaho	De Kalb	530,000	Crushing and Screening.
Monroc Inc. ⁵	Idaho	Bannock	40,000	Crushing and Screening.
Monroc Inc. ⁵	Idaho	Bingham	40,000	Crushing and Screening.
Monroc Inc. ⁵	Idaho	Bonneville	100,000	Crushing and Screening.
Munziker Sand and Gravel ⁵	Idaho	Bannock	76,800	Crushing and Screening.
Nelson Sand and Gravel ⁵	Idaho	Ada	20,000	Crushing and Screening.
Patton and Linton Inc. ⁵	Idaho	Bannock	136,000	Crushing and Screening.
Quinn Robbins Co., Inc. ²	Idaho	Ada		Pit and Plant.
Bryon C. Rambo Crushing Co. ²	Idaho	Canyon		Pit and Plant.
Ready to Pour ⁵	Idaho	Ada	15,000	Crushing and Screening.
J.P. Schell ⁵	Idaho	Bonner	100,000	Crushing and Screening.
Strang Sand and Gravel ⁵	Idaho	Canyon	125,000	Crushing and Screening.

Table 11 (continued). PLANT LISTING FOR THE SAND AND GRAVEL INDUSTRY

Plant Name	State	Location	Production Tons/Yr.	Comments
Twin Falls Construction Co. ²	Idaho	Twin Falls		Pit and Plant
Wilson and Dodge Contractors ⁵	Idaho	Elmore	50,000	Crushing and Screening.
C. Wright Construction ⁵	Idaho	Ada	78,000	Crushing and Screening.
Zanetti Brothers ⁵	Idaho	Shoshone	20,000	Crushing and Screening, 80% Wet Scrubber.
Accorsi Sand and Gravel, Inc. ²	Illinois	Cook		Pit; Portable Plant.
Bellrose Silica Co. ²	Illinois	La Salle	500,000- 1,000,000	Produces Silica Sand.
Beverly Gravel Co. (Plote, Inc.) ²	Illinois	Kane		Pit; Portable and Stationary Plants.
Chain O Lakes Sand and Gravel Co. ² Evanston Fuel and Material Co.	Illinois	McHenry		Pit; Stationary Plant.
Chicago Gravel Co. ²	Illinois	Cook, Will		Pits; Stationary Plants.
Concrete Materials Division, ² Martin Marietta Corp.	Illinois	Ogle, Peoria Tazewell, Wood- ford		Pits; Portable and Stationary Plants.
Elmhurst-Chicago Stone Co. ²	Illinois	Du Page, Will		Pits; Stationary Plants.
Feltes Sand and Gravel Co., Inc. ²	Illinois	Kane		Pits; Portable Plants.
Illinois-Wisconsin Sand and Gravel ² Co.	Illinois	Winnebago		Pit; Dredge; Stationary Plant.
McHenry Sand and Gravel Co., Inc. ²	Illinois	McHenry		Pits; Portable Plants.
Manley Sand Division Martin ¹ Marietta Corp.	Illinois	Ogle		Produces Silica Sand. Pit; Stationary Plants.
Manley Sand Co. ⁵	Illinois	Winnebago	622,000	Stone Crushing.
Material Service Division General ² Dynamics Corp.	Illinois	Cook, Grundy, Kane, McHenry, Will		Pits; Stationary Plants.

Table 11 (continued). PLANT LISTING FOR THE SAND AND GRAVEL INDUSTRY

Plant Name	State	Location	Production Tons/Yr.	Comments
Meyer Aggregate ²	Illinois	McHenry		Pits; Portable and Stationary Plants.
Meyer Aggregate West Division ²	Illinois	Kane, Kendall		Pits; Portable and Stationary Plants.
Moline Consumers Co. ²	Illinois	Bureau, La Salle, Rock Island		Pits; Portable and Stationary Plants.
Ottawa Silica Co. ²	Illinois	La Salle		Pit; Stationary Plant.
Road Materials Corp., E. M. ² Melahn Construction Co. Inc.	Illinois	Kane, McHenry		Pits; Stationary Plants.
Rowe Construction Co., R. A. ² Cullinan and Son	Illinois	Livingston, McLean		Pits; Portable and Stationary Plants.
Edward Schneider ²	Illinois	Kane		Pits; Portable and Stationary Plants.
Thelen Sand and Gravel ²	Illinois	Lake		Pit; Portable and Stationary Plants.
Urban Sand and Gravel Co. ²	Illinois	Champaign, Cumberland, McLean		Pits; Dredges; Portable Plants.
Vulcan Materials Co., ² Midwest Division	Illinois	Kane, Lake McHenry		Pits; Stationary Plants.
Wedron Silica Co., ² Del Monte Properties Co.	Illinois	La Salle		Pit; Stationary Plant.
White County Sand and Gravel ²	Illinois	White		Pit; Stationary Plant.
Aggregate Service McMahan ² Constr. Co.	Indiana	Marshall		Pit; Portable and Stationary Plants.
American Aggregates Corp. ²	Indiana	Hamilton, Marion, Wayne		Pits; Stationary Plants.
Paul C. Brudi Stone and Gravel Co. ² Inc.	Indiana	Allen		Pits; Stationary Plants.

Table 11 (continued). PLANT LISTING FOR THE SAND AND GRAVEL INDUSTRY

Plant Name	State	Location	Production Tons/Yr.	Comments
Concrete Materials Div., ² Martin Marietta Corp.	Indiana	Hamilton, Marion, Shelby, Vermillion, Vigo		Pits; Portable and Stationary Plants.
Driftwood Gravel, Inc., ² Jefferson Corp.	Indiana	Johnson		Pit; Stationary Plant.
Fidler Sand and Gravel, Inc. ²	Indiana	Elkhart.		Pit; Dredge; Stationary Plant.
Hilltop Concrete Corp. ⁵	Indiana	Switzerland	1,201,000	Primary Crushing, Gravity Collection 65%.
Interstate Sand and Gravel ⁵	Indiana	Warren	500,000	Sand and Gravel Processing.
Irving Bros. Gravel Co., Inc. ²	Indiana	Grant		Pit; Stationary Plant.
Irving Materials, Inc., No. ²	Indiana	Hamilton, Henry		Pits; Portable and Stationary Plants.
J & M Gravel Corp. ⁵	Indiana	Kosciusko	342,000	Sand and Gravel Crushing, Screening.
Knox County Sand Co., ² Ralph Rogers & Co., Inc.	Indiana	Knox		Pit; Stationary Plant.
Martin Marietta ⁵	Indiana	Vermillion	6,000	Crushing and Screening, Wet Scrubber 99%.
May Stone and Sand, Inc. ²	Indiana	Allen		Pits; Stationary Plants.
Midwest Aggregates ⁵	Indiana	Whitley	180,000	Crushing and Screening.
Myers Sand and Gravel Corp. ²	Indiana	Madison		Pit; Stationary Plant.
Neal Gravel Co., Inc., Interstate ² Sand and Gravel Co., Inc.	Indiana	Fountain		Pit; Stationary Plant.
S & G Excavating, Inc. ²	Indiana	Vigo		Pit; Stationary Plant.
South Bend Sand and Gravel Corp. ²	Indiana	St. Joseph		Pits; Stationary Plant.
Spray Sand and Gravel (Seymour) ⁵	Indiana	Jackson	175,000	Sand and Gravel Crushing and Screening.

Table 11 (continued). PLANT LISTING FOR THE SAND AND GRAVEL INDUSTRY

Plant Name	State	Location	Production Tons/Yr.	Comments
Spray Sand and Gravel (Columbus) ⁵	Indiana	Bartholomew	175,000	Sand and Gravel Crushing and Screening.
Western Indiana Aggregates, Inc., ²	Indiana	Madison		Pits; Stationary Plant.
Medusa Portland Cement Co.:				
Anderson Gravel Division				
Eagle Materials, Inc.	Indiana	Lake		Dredge; Stationary Plant.
Harna Sand and Gravel Co., Inc.	Indiana	La Porte		Dredge; Stationary Plant.
Lafayette No. 1 Gravel Div.	Indiana	Tippecanoe		Pit; Stationary Plant.
Lafayette Portable Gravel Div.	Indiana	Tippecanoe		Pit; Portable Plant.
Leesburg Gravel Division	Indiana	Kosciusko		Pit; Stationary Plant.
Montezuma Gravel Division	Indiana	Parke		Pit; Stationary Plant.
South Bend Gravel Division	Indiana	St. Joseph		Pit; Stationary Plant.
Acme Fuel and Material Co. ² (W. G. Block Co.)	Iowa	Muscatine		Dredges; Stationary Plants.
K. H. Buttler ²	Iowa	Dallas, Guthrie		Pits; Portable Plants.
Clear Lake Materials Corp. ²	Iowa	Cerro Gordo		Stationary Plant.
Concrete Materials Div., ² Martin Marietta Corp.	Iowa	Black Hawk, Clay- ton, Linn, Ma- haska, Marshall, Polk, Wapello, Worth, Various		Pits, Underground Mine; Portable and Station- ary Plants.
Concrete Sand and Materials Co. ²	Iowa	Clay, Dickinson		Pits; Stationary Plants.
Coon Valley Gravel Co. ²	Iowa	Polk		Pit; Stationary Plant.
Elmer Dole Co. ²	Iowa	Kossuth		Pits; Portable Plants.
L. G. Everist, Inc. ²	Iowa	Sioux		Pit, Stationary Plant.
G. A. Finley, Inc. ²	Iowa	Audubon, Crawford, Dallas, Potta- wattamie, Sac, Shelby		Pits; Portable and Stationary Plants.

Table 11 (continued). PLANT LISTING FOR THE SAND AND GRAVEL INDUSTRY

Plant Name	State	Location	Production Tons/Yr.	Comments
Hallett Construction Co. ²	Iowa	Boone, Buena Vista, Cherokee, Decatur, Franklin, Iowa, Marshall, Osceola, Page, Polk, Sac, Story, Winnebago		Pits; Portable and Stationary Plants.
Higman Sand and Gravel Co. ²	Iowa	Plymouth		Pit; Stationary Plant.
Hogan Construction Co. ²	Iowa	Dickinson, Lyon, Osceola, Plymouth		Pits; Portable Plants.
Hyman Construction Co., Inc. ²	Iowa	Ida, Lyon, Osceola, Sioux		Pits; Portable and Stationary Plants.
Ronald Kenyon ² Construction Co.	Iowa	Dallas, Polk		Pits; Portable and Stationary Plants.
LaHarv Construction Co. ²	Iowa	Hancock, Winnebago		Pits; Portable and Stationary Plants.
Maudlin Construction Co. ²	Iowa	Audubon, Boone, Buena Vista, Butler Carroll, Cerro Gordo, Cherokee, Clay, Crawford, Dallas, Dickinson, Emmet, Franklin, Hamil- ton, Hardin, Harrison, Ida. Kossuth, Lyon, Marshall, Monona, O'Brien, Plymouth, Polk, Pottawat- tamie, Sac, Story, Webster, Woodbury, Wright		Pits; Portable and Stationary Plants.
Northern Gravel ⁵	Iowa	Muscatine	81,000	General.

Table 11 (continued). PLANT LISTING FOR THE SAND AND GRAVEL INDUSTRY

Plant Name	State	Location	Production Tons/Yr.	Comments
Peters Construction Co. ²	Iowa	Monona, Polk		Pits; Portable and Stationary Plants.
Pound Construction Co., Inc. ²	Iowa	Carroll, Greene, Webster		Pits; Portable and Stationary Plants.
Raid Quarries Corp. ²	Iowa	Des Moines, Henry, Lee		Pits; Portable and Stationary Plants.
Stevens Sand and Gravel Co., Inc. ²	Iowa	Johnson		Dredge; Portable Plant.
Van-Dusseldorp Sand and Gravel, ² Inc.	Iowa	Jasper		Dredges; Stationary Plants.
Welp and McCarten, Inc. ²	Iowa	Cerro Gordo, Han- cock, Howard, Webster		Pits; Portable Plants.
West Des Moines Sand Co. ²	Iowa	Polk		Pit; Stationary Plant.
White Materials Corp. ²	Iowa	Polk		Dredge; Stationary Plant.
Abilene Sand ⁵	Kansas	Dickinson	60,000	Sand Dredging.
John H. Alsop Sand Co. ²	Kansas	Clay, Republic		Stationary.
American Sand Co. ²	Kansas	Wyandotte		Dredge.
Assoc, Material and Supply ² Co., Inc.	Kansas	Sedgwick		Stationary.
Barnes Sand and Gravel ⁵	Kansas	Shawnee		Pit Sand, General.
Bryant Sand and Gravel ⁵	Kansas	Harvey	200,000	Sand Dredging.
Builders Sand Co. ²	Kansas	Wyandotte		Stationary.
Consumers Sand Co. ²	Kansas	Shawnee		Portable and Two Dredges.
Dodge City Sand ⁵	Kansas	Ford	120,000	

Table 11 (continued). PLANT LISTING FOR THE SAND AND GRAVEL INDUSTRY

Plant Name	State	Location	Production Tons/Yr.	Comments
Gravel Products ⁵	Kansas	Reno	30,000	
Holliday Sand and Gravel Co. ²	Kansas	Wyandotte, - Johnson, Douglas		Stationary and Portable.
Miles Sand, Inc. ²	Kansas	Sedgwick		Two Dredges.
Peck-Woolf Sand and Material Co. ²	Kansas	Wyandotte		Dredge.
Salina Sand Co., Inc. ²	Kansas	Saline		Stationary
San Ore Constr. Co., Inc. ²	Kansas	Sherman, Ellis		Portable.
Stewart Sand and Material ⁵	Kansas	Wyandotte	150,000	Sand Drying and Cleaning.
Superior Sand Co., Inc. ²	Kansas	Sedgwick		Dredge.
Braswell Sand and Gravel Co., Inc. ²	Louisiana	Webster		Stationary.
Gifford-Hill and Co., Inc. ²	Louisiana	Jefferson Davis, Webster, Tangipahoa		Stationary and Dredge.
Jahncke Service, Inc. ²	Louisiana	St. Tammany		Dredge.
Louisiana Industries, Inc. ²	Louisiana	Ouachita, Rapides, Washington		Dredge.
Ouachita Gravel Co., Inc. ²	Louisiana	Ouachita		Stationary.
Rebel Sand and Gravel Co. ²	Louisiana	St. Helena		Stationary.
Red Stick Gravel Co. ²	Louisiana	East Baton Rouge		Stationary.
Standard Gravel Co., Inc. ²	Louisiana	Washington		Stationary.

Table 11 (continued). PLANT LISTING FOR THE SAND AND GRAVEL INDUSTRY

Plant Name	State	Location	Production Tons/Yr.	Comments
Trinity Concrete Products ²	Louisiana	Beauregard		Stationary and Dredge.
Blue Rock Industries ²	Maine	Androscoggin, Cumberland		Pit.
Harry C. Crooker and Sons, Inc. ²	Maine	Androscoggin, Cumberland		Two Pits.
Cumberland Sand and Gravel Co., Inc. ²	Maine	Androscoggin, Cumberland		Pit.
Goding Ready-Mix Concrete Co. ²	Maine	Penobscot		Pit.
Hamlin Sand and Gravel Co., Inc. ²	Maine	Cumberland		Three Pits.
Eane Construction Co. ²	Maine	Aroostook		Pit.
Lane Construction Co. ²	Maine	Penobscot		Pit.
Lewiston Crushed Stone Co., Inc. ²	Maine	Androscoggin		Two Pits.
Harold C. MacQuinn, Inc. ²	Maine	Hancock		Pit.
C. M. Page Co., Inc. ²	Maine	Penobscot		Pit.
Leroy S. Prout Sand and Gravel ²	Maine	Cumberland		Pit.
Maynard W. Robinson and Sons ²	Maine	Cumberland		Pit.
Frank Rossi and Sons, Inc. ²	Maine	Various		Pit.
Warren Bros. Company ²	Maine	Kennebec		Pit.
Annapolis Sand and Gravel Co., Inc. ²	Maryland	Anne Arundel		Pit.
Arundel Corp. ²	Maryland	Anne Arundel		Pit.
Bob's Sand Co. ²	Maryland	Anne Arundel		Pit.

Table 11 (continued). PLANT LISTING FOR THE SAND AND GRAVEL INDUSTRY

Plant Name	State	Location	Production Tons/Yr.	Comments
Buffalo Sand and Gravel Co., Inc. ²	Maryland	Charles Prince Georges	900	Pit. Two Pits.
Harry T. Campbell and Sons ⁵	Maryland	Baltimore		Crushers, Grinders, Dryers.
Charles County Sand and Gravel ² Co., Inc.	Maryland	Charles		Pit.
Contee Sand and Gravel Co., Inc. ²	Maryland	Prince Georges		Pit.
Forestville Sand and Gravel Co., ² Inc.	Maryland	Prince Georges		Pit.
Harford Sand ⁵	Maryland	Harford	18,100	Sand Dryer.
Inland Materials, Inc. ²	Maryland	Prince George		Pit.
Nottingham Properties, Inc. ²	Maryland	Baltimore		Pit.
Relabel Asphalt, Inc. ²	Maryland	Anne Arundel		Pit.
Silver Hill Sand and Gravel Co. ²	Maryland	Prince George		Pit.
A. H. Smith Co. ²	Maryland	Prince Georges		Pit.
Stancill's, Inc. ²	Maryland	Harford		Pit.
York Building Products Co., Inc. ²	Maryland	Cecil		Three Pits.
Ashland Sand and Concrete Co. ²	Massachusetts	Middlesex		Pit.
Assonet Sand and Gravel Co., Inc. ²	Massachusetts	Bristol		Pit.
Burlington Sand and Gravel Co., ² Inc.	Massachusetts	Middlesex		Pit.
Courtois Sand and Gravel Co. ²	Massachusetts	Bristol		Pit.
J. J. Cronin Co. ²	Massachusetts	Middlesex		Pit.

Table 11 (continued). PLANT LISTING FOR THE SAND AND GRAVEL INDUSTRY

Plant Name	State	Location	Production Tons/Yr.	Comments
E. L. Dauphinais, Inc. ²	Massachusetts	Middlesex, Worcester	235,000	Pit.
General Sand and Stone Corp. ²	Massachusetts	Berkshire		Pit.
P. J. Keating ⁵	Massachusetts	Lunenburg City		Crushing and Screening.
Merrimack Materials, Inc. ²	Massachusetts	Essex		Pit.
Morse Sand and Gravel Co. ²	Massachusetts	Bristol		Pit.
North Wilbraham Sand and Gravel ² and Concrete Co., Inc.	Massachusetts	Hampden		Pit.
Northfield Washed Sand and Gravel ² Co., Inc.	Massachusetts	Franklin		Pit.
Pomerleau Bros., Inc. ²	Massachusetts	Middlesex		Pit.
Thomas Qunn Co., Inc. ²	Massachusetts	Middlesex, Worcester		Pit.
L. Romano Const. Co. ²	Massachusetts	Norfolk		Pit.
Rosenfeld Washed Sand and Stone Co. ²	Massachusetts	Worcester		Pit.
San-Vel Contracting Co. ²	Massachusetts	Middlesex		Pit.
Stow Sand and Gravel Co. ²	Massachusetts	Middlesex		Pit.
Tresca Bros. Sand and Gravel Int. ²	Massachusetts	Norfolk		Pit.
Varney Bros. Sand and Gravel, Inc. ²	Massachusetts	Norfolk		Pit.
Warner Bros., Inc. ²	Massachusetts	Franklin		Pit.
A. A. Will Sand and Gravel Corp. ²	Massachusetts	Norfolk		Pit.
Worcester Sand and Gravel Co. ²	Massachusetts	Worcester		Pit.

Table 11 (continued). PLANT LISTING FOR THE SAND AND GRAVEL INDUSTRY

Plant Name	State	Location	Production Tons/Yr.	Comments
Wrentham Sand and Gravel Co., Inc. ²	Massachusetts	Norfolk		Pit.
American Aggregates Corp. ²	Michigan	Kalamazoo, Livingston, Macomb, Oakland		Pits and Stationary Plants.
J. V. Burkett Contractors Co., ² Inc.	Michigan	Kent, Newaygo		Pits and Portable Plant.
Cole Brothers, Cole Brothers ² Contractors, Inc.	Michigan	Barry, Calhoun, Hilsdale, Ionia, Kalamazoo, St. Joseph		Pits and Stationary and Portable Plants.
Construction Aggregates Corp. ²	Michigan	Ottawa		Pit and Stationary Plants.
R. E. Glancy, Inc. ²	Michigan	Iosco.		Pit and Portable Plant.
Grand Rapids Gravel Co. ²	Michigan	Kent		Pits and Stationary Plants.
Holloway Sand and Gravel Co. ²	Michigan	Genesee, Oakland, Ogemaw, Otsego		Pits and Portable Plants.
Holly Sand and Gravel Plant, J.P. ² Burroughs and Sons, Inc.	Michigan	Oakland		Pit and Stationary.
Lyon Sand and Gravel Co., Div. of ² E. C. Levy Co.	Michigan	Oakland		Pit and Stationary.
Manley Sand Division, Martin ² Marietta Corp.	Michigan	Berrien		Pit and Stationary.
Mickelson Corp. ²	Michigan	Oakland		Pit, Dredges, Portable Plant.
Molesworth Contracting Co. ²	Michigan	Lapeer, Macomb, St. Clair, Sanilac		Pits and Portable Plants.

Table 11 (continued). PLANT LISTING FOR THE SAND AND GRAVEL INDUSTRY

Plant Name	State	Location	Production Tons/Yr.	Comments
Natural Aggregates Corp. ²	Michigan	Livingston, Macomb		Pits, Dredge, Portable and Stationary.
New Hudson Sand and Gravel Inc., ² Texas Industries, Inc.	Michigan	Oakland		Pits and Stationary Plants.
Ottawa Silica Co., Michigan Div. ²	Michigan	Wayne		Pit and Stationary Plant.
Oxford Mining Co. ²	Michigan	Oakland		Pit and Stationary Plant.
Pickett and Schreur, Inc. ²	Michigan	Allegan, Charlevoix, Clinton, Emmet, Kalamazoo, Kent Lapeer		Pits and Portable Plants.
Salem Gravel and Const. Plant ²	Michigan	Oakland		Stationary Plant.
Sargent Sand Co. ²	Michigan	Bay, Mason, Saginaw, Tuscola		Pits and Stationary Plants.
Thomson Sand and Gravel, Inc. ²	Michigan	Wayne		Pit, Portable and Stationary Plants.
West Branch Concrete Products, ² Inc.	Michigan	Ogemaw		Pit and Stationary Plant.
Whittaker and Gooding Co. ²	Michigan	Washtenaw		Pit and Stationary Plant.
John G. Yerington ²	Michigan	Barry, Berrien, Branch, Calhoun, Cass, Lenawee, Muskegon, Newaygo, Van Buren		Pits and Portable Plants.
Alexander Construction Co. Inc. ²	Minnesota	Dakota, Hennepin, Washington		Pits and Portable Plants.

Table 11 (continued). PLANT LISTING FOR THE SAND AND GRAVEL INDUSTRY

Plant Name	State	Location	Production Tons/Yr.	Comments
Anderson Aggregates, Inc. ²	Minnesota	Hennepin		Pit; One Stationary, One Portable Plant.
Barton Contracting Co. ²	Minnesota	Carlton, Chisago, Hennepin, St. Louis, Sherburne Washington, Wright		Pits and Stationary Plants.
Duininck Bros. and Gilchrist ²	Minnesota	Big Stone, Carlton, Clearwater, Kandiyohi, Kittson, Marshall, Polk, Redwood, Renville, Roseau		Pits and Portable Plants.
Fischer Construction Co., Inc. ²	Minnesota	Dakota, Hennepin, Mower, Nobles, St. Louis, Wash- ington, Wright		Pits and Portable Plants.
W. Hodgman and Sons, Inc. ²	Minnesota	Jackson, Martin, Roseau		Pits and Portable Plants.
McLaughlin and Schulz, Inc. ²	Minnesota	Big Stone, Lincoln, Lyon, Pipestone, Polk, Pope, Redwood, Rock, Swift, Wil- kin, Yellow Med- icine		Pits and Portable Plants.
Mark Sand and Gravel Co. ²	Minnesota	Becker, Clearwater, Douglas, Mahanomen, Norman, Otter Tail, Wilkin		Pits and Portable Plants.

Table 11 (continued). PLANT LISTING FOR THE SAND AND GRAVEL INDUSTRY

Plant Name	State	Location	Production Tons/Yr.	Comments
Minnesota Valley Improvement Co. ²	Minnesota	Beltrami, Benton, Blue Earth, Carl- ton, Chippewa, Hennepin, Lyon, Morrison, Otter Tail, Rice, Sher- burne, Stevens, Wabasha, Wilkin, Wright, Yellow Medicine	100,000	Pits and Portable Plants.
J. L. Shiely Co. ²	Minnesota	Washington		Pit and Stationary Plant.
Ulland Brothers, Inc. ²	Minnesota	Freeborn, Mower, Olmsted, Steele		Pits and Portable Plants.
Ulland Brothers, Inc. ²	Minnesota	Carlton, Cook, Lake, St. Louis		Pits and Portable Plants.
American Sand and Gravel Co. ²	Mississippi	Forrest.		Stationary.
J. J. Ferguson Sand and Gravel ²	Mississippi	Carroll		Stationary.
Green Brothers Gravel Co. ⁵	Mississippi	Copiah		Crushing and Screening.
Greenville Gravel Co. ²	Mississippi	Washington		Dredge.
Memphis Stone and Gravel Co. ²	Mississippi	De Soto		Stationary.
Natchery Gravel Co. ⁵	Mississippi	Adams		Crushing.
Petermann Gravel Company ⁵	Mississippi	Yazoo		Crushing, Screening Conveying and Storage.
St. Catherine Gravel Co. ²	Mississippi	Adams		Stationary.
Traxler Gravel Co., Div. of ² Delta Ind., Inc.	Mississippi	Copiah		Stationary and Dredge.
Valley Gravel Company ⁵	Mississippi	Noxubee		

Table 11 (continued). PLANT LISTING FOR THE SAND AND GRAVEL INDUSTRY

Plant Name	State	Location	Production Tons/Yr.	Comments
Weymouth Construction Co. ²	Mississippi	De Soto		Stationary.
Yazoo Valley Gravel Co. ²	Mississippi	Panola		Stationary.
Brown Sand and Gravel Co. ⁵	Missouri	Stoddard	250,000	Crushing and Screening.
Eureka Sand and Gravel Co. ²	Missouri	St. Louis		Stationary.
Holliday Sand and Gravel Co. ²	Missouri	Various		Dredge.
Masters Bros. Sand Company ⁵	Missouri	Jefferson	25,900	Crushing.
Mississippi River Sand and Matl. Co.	Missouri	St. Louis		Stationary and Dredge.
Missouri Aggregates, Inc. ²	Missouri	St. Louis		Stationary.
Missouri Gravel Co. ²	Missouri	Lewis		Dredge.
Norbroco, Inc. ²	Missouri	St. Louis		Dredge.
Ozark Sand Co. ⁵	Missouri	Miller	100,000	Crushing and Screening.
PPG Industries, Inc. ²	Missouri	Jefferson		Stationary
Penua Glass Sand Corp. ⁵	Missouri	St. Louis	379,000	Mining, Crushing, and Drying.
Raid Quarries ⁵	Missouri	Gentry	62,300	Sand Processing, Crushing and Screening.
Riverside Sand and Dredging ²	Missouri	St. Louis		Dredge.
St. Charles Sand Co. ²	Missouri	St. Louis		Stationary.
Stewart Sand and Material Co. ²	Missouri	Jackson		Stationary.
Taylor Sand and Gravel Co. ²	Missouri	Pemiscot, New Madrid		Dredge.

Table 11 (continued). PLANT LISTING FOR THE SAND AND GRAVEL INDUSTRY

Plant Name	State	Location	Production Tons/Yr.	Comments
Welton and Gray Gravel Co. ²	Missouri	Douglas	277,000	Portable.
Williamsville Stone ⁵	Missouri	Butler		Gravel Production.
Winter Bros. Material Co. ²	Missouri	St. Louis		Stationary.
Central Sand and Gravel Co. ²	Nebraska	Butler		Dredging Operation.
Central Sand and Gravel Co. ²	Nebraska	Madison		Two Dredging Operations.
Central Sand and Gravel Co. ²	Nebraska	Platte,		Three Dredging Operations.
Hank Stalp Gravel Co. ²	Nebraska	Cuming		Three Dredging Operations.
Hartford Sand and Gravel Co. ²	Nebraska	Douglas		Two Dredging Operations.
Lyman-Richey Sand and Gravel ² Corp.	Nebraska	Cass Dodge Douglas Morrill Platte Sarpy Saunders		Pit and Plant. Two Pits and Plants. Two Pits and Plants. Pit and Plant. Pit and Plant. Two Pits and Plants. Pit and Plant.
McCann Sand and Gravel Co. ²	Nebraska	Douglas	150,000	Two Dredging Operations.
Overland Sand and Gravel Co. ²	Nebraska	Merrick Nance Polk		Four Dredging Operations. Dredging Operation. Dredging Operation.
Western Sand and Gravel Co. ²	Nebraska	Cass Saunders		Dredging Operation. Three Dredging Operations.
Arrow Ready Mix ⁵	Nevada	Clark		Crushing and Screening.
Bing Const. Co. of Nevada ⁵	Nevada	Douglas		Crushing and Screening.
Chas Brown Const. ⁵	Nevada	Clark	100,000	Crushing and Screening.

Table 11 (continued). PLANT LISTING FOR THE SAND AND GRAVEL INDUSTRY

Plant Name	State	Location	Production Tons/Yr.	Comments
Cheyenne Const. ⁵	Nevada	Calrk	36,000	Intermittent use - Crushing and Screening.
Diamond Construction ⁵	Nevada	Clark	260,000	Crushing and Screening.
Eldorado Aggregates ⁵	Nevada	Lyon	50,000	Crushing and Screening.
Frehner Const. Co. ⁵	Nevada	Nye	100,000	Crushing and Screening.
Frehner Trucking Service, Inc. ²	Nevada	Clark		Open Pit Mine.
Frehner Const. ⁵	Nevada	Clark	130,000	Crushing and Screening-Location Variable.
Gorrovich Sand and Gravel ⁵	Nevada	Clark	52,000	Crushing and Screening.
R. Helms Construction Co. ²	Nevada	Washoe		Cone and Jaw Crushers. Open Pit Mine.
Humboldt Ready-Mix ⁵	Nevada	Humboldt	28,000	Gravel Plant - Crushing and Screening.
Ideal Asphalt ⁵	Nevada	Clark	60,000	Crushing and Screening.
Las Vegas Building Materials ⁵	Nevada	Clark	450,000	Crushing and Screening.
Mesa Construction ⁵	Nevada	Clark	30,000	Crushing and Screening.
Nevada Aggregate Asphalt ⁵	Nevada	Washoe		Cone Crushers, Jaw Crushers, Gyrotory Crushers.
Nevada Contractors ⁵	Nevada	Douglas	12,000	Crushing and Screening.
J. B. Parsons Construction Co. ⁵	Nevada	Elko	416,000	Crushing and Screening.
Savage Const. Co. ⁵	Nevada	Carson City	21,900	Crusher.
Simplot Silica Products ⁴	Nevada	Clark	285,000 TPY 1350 TPD	Open Pit Mine. Operates Mine, Washing and Sizing Plants. Produces Silica Sand.
Stewart Brothers Co. ²	Nevada	Clark		Open Pit Mine.

Table 11 (continued). PLANT LISTING FOR THE SAND AND GRAVEL INDUSTRY

Plant Name	State	Location	Production Tons/Yr.	Comments
Standard Resources ⁴	Nevada	Carson City	200 TPD	Operates Mine and Concentrator. Produces Silica Sand.
Stocks Mill and Supply ⁵	Nevada	Clark	290,000	Crushing and Screening.
Jack N. Tedford, Inc. ⁵	Nevada	Churchill	37,000	Crusher.
WMK Transit Mix ⁵ (S. Buffalo Rd.)	Nevada	Clark	480,000	Crushing and Screening.
WMK Transit Mix ⁵ (Sunset)	Nevada	Clark	252,000	Crushing and Screening.
Wells-Cargo, Inc.	Nevada	Clark		Open Pit Mine.
West Coast Silica ⁵ (Logandale)	Nevada	Clark	12,000	Crushing and Screening.
West Coast Silica ⁵ (Overton)	Nevada	Clark	15,000	Crushing and Screening.
Whiting Bros. Co. ⁵	Nevada	Clark	50,000	Crushing and Screening.
W.M.K. Transit Mix, Inc. ²	Nevada	Clark		Open Pit Mine.
R. S. Audley, Inc. ²	New Hampshire	Merrimack		Pit.
Campton Sand and Gravel, Inc. ²	New Hampshire	Grafton		Pit.
Cold River Sand and Gravel Corp. ²	New Hampshire	Cheshire		Pit.
J.J. Cronin Company ²	New Hampshire	Hillsboro		Pit.
Iafolla Construction Co., Inc. ²	New Hampshire	Rockingham Strafford		Pit.
Keene Sand and Gravel, Inc. ²	New Hampshire	Cheshire		Pit.

Table 11 (continued). PLANT LISTING FOR THE SAND AND GRAVEL INDUSTRY

Plant Name	State	Location	Production Tons/Yr.	Comments
Lebanon Crushed Stone, Inc. ²	New Hampshire	Grafton		Pit.
Lessard Sand and Gravel, Inc. ²	New Hampshire	Coos		Pit.
Nashua Sand and Gravel ²	New Hampshire	Hillsboro		Pit.
Palazzi Corp. ²	New Hampshire	Merrimack		Pit.
Thomopoulos Sand and Gravel Pit ²	New Hampshire	Rockingham		Pit.
Tilton Sand and Gravel, Inc. ²	New Hampshire	Belknap		Pit.
Twin States Sand and Gravel ²	New Hampshire	Grafton		Pit.
Amico Sand and Gravel Co. ²	New Jersey	Burlington		Pit.
Benett Sand and Gravel Co., Inc. ²	New Jersey	Monmouth		Pit.
Braen Sand and Gravel Co. ²	New Jersey	Bergen		Pit.
Brick-Wall Corp. ²	New Jersey	Ocean		Pit.
Buck Brothers, Inc. ²	New Jersey	Middlesex		Pit.
Conklyn Brothers ²	New Jersey	Morris		Pit.
Crossman Co. ²	New Jersey	Middlesex		Pit.
Fisher Bros. Sand and Gravel Co. ²	New Jersey	Ocean		Pit.
Poudaille Construction Materials ² Inc.	New Jersey	Morris, Ocean, Warren		Pit.
Lacey Materials, Inc. ²	New Jersey	Ocean		Pit.
National Glass Sand Corp. ²	New Jersey	Ocean		Pit.
Pennsylvania Glass Sand Corp. ²	New Jersey	Ocean		Pit.

Table 11 (continued). PLANT LISTING FOR THE SAND AND GRAVEL INDUSTRY

Plant Name	State	Location	Production Tons/Yr.	Comments
SMC Corp., Glidden-Dwikee Div. ⁴	New Jersey	Lakehurst	8,000 TPD	Operates Mine and Agglomerating Plant.
Steckel Concrete Co. ²	New Jersey	Warren		Pit.
Tri-Borough Sand and Stone, Inc. ²	New Jersey	Camden		Pit.
United States Dredging Corp. ²	New Jersey	Monmouth		Dredge.
Whitehead Brothers Co. ²	New Jersey	Cumberland		Pit.
Armstrong and Armstrong ²	New Mexico	Chaves		Pit and Portable Plant.
C. & H. Construction Co. ⁵	New Mexico	Bernalillo	15,200	Primary and Secondary Crusher.
Colony Materials, Inc. ⁵	New Mexico	Santa Fe	88,000	Sand and Gravel Screening.
Wayne A. Lowdermilk, Inc. ²	New Mexico	Colfax, Rio Arriba, and Taos		Pit and Portable Plant.
Springer Corporation ⁵	New Mexico	Bernalillo	550,000	Sand and Gravel Crushing.
Universal Constructors, Inc. ²	New Mexico	Bernalillo, Colfax, Mora		Pits and Portable Plants.
Wylie Bros. Contra. Co. ⁵	New Mexico	Bernalillo	41,900	Primary and Secondary Crusher.
Albany Gravel Co., Inc. ²	New York	Albany, Rens- selaer		Pit.
Allegany Aggregates, Inc. ²	New York	Cattaraugus		Pit.
Colonial Sand and Stone Co., Inc. ²	New York	Nassau, Dutchess		Pit.
Country Side Sand and Gravel, Inc. ²	New York	Cattaraugus		Pit.
Elmira Transit Mix, Inc. ²	New York	Cattaraugus, Chemung		Pit.
Penn Industries, Inc. ²	New York	Nassau		Pit.

Table 11 (continued). PLANT LISTING FOR THE SAND AND GRAVEL INDUSTRY

Plant Name	State	Location	Production Tons/Yr.	Comments
Roanoke Marbro Sand and Gravel ² Corp.	New York	Suffolk		Pit.
Don C. Russo Sand and Gravel Co. ²	New York	Monroe		Pit.
Torrington Construction Co., Inc. ²	New York	Essex		Pit.
Valley Sand and Gravel Corp. ²	New York	Livingston, Sullivan		Pit.
Feldspar Corp. ⁴	North Carolina	Spruce Pine	850 TPD	Operates Mine and Concentrator.
Deneen Mica Co. Inc. ⁴	North Carolina	New Dale	1200	Operates Mine and Concentrator.
Bradshaw Gravel Supply ²	North Dakota	Grand Forks Walsh		Pit and Two Plants. Pit and Plant.
Mahrer Construction Co. ²	North Dakota	Richland		Pit and Plant.
Minot Sand and Gravel Co. ²	North Dakota	Ward		Pit and Plant.
Roy Scheffler, Inc. ²	North Dakota	Bottineau Dickey Hettinger Logan Morton Renville Richland Sargent		Pit. Pit. Pit. Pit. Pit. Pit and Plant. Pit. Pit.
Sheyenne Sand and Gravel, Inc. ²	North Dakota	Eddy		Pit.
American Aggregates Corp. ²	Ohio	Champaign, Clark, Darke, Franklin, Licking, Mont- gomery		Nine Pits.

Table 11 (continued). PLANT LISTING FOR THE SAND AND GRAVEL INDUSTRY

Plant Name	State	Location	Production Tons/Yr.	Comments
American Aggregates ⁵	Ohio	Mam		Crushing and Screening.
American Aggregates ²	Ohio	Clark		Dredge.
American Materials Corp. ²	Ohio	Butler		Two Pits.
American Materials Corp. ²	Ohio	Hamilton		Pit.
The F. H. Brewer Co. ²	Ohio	Athens, Fairfield		Two Pits.
Canton Aggregate Co. ²	Ohio	Stark		Three Pits.
The Central Silica Co. ²	Ohio	Knox, Perry		Two Pits.
Hilltop Concrete Corp. ²	Ohio	Greene, Mont- Gomery		Two Pits.
Wm. Miller Sand and Gravel Co. ²	Ohio	Franklin		Pit.
The Middletown Sand and Gravel Co. ²	Ohio	Butler		Three Pits.
Moraine Materials Co. ²	Ohio	Montgomery		Two Pits.
Morrow Gravel Company ²	Ohio	Warren		Pit.
Ohio Gravel Co., Div. of ² Dravo Corp.	Ohio	Butler, Hamilton, Warren		Seven Pits.
Oster Sand and Gravel ⁵	Ohio	Summit	193,000	Crushing and Screening.
Pennsylvania Glass Sand Corp. ²	Ohio	Portage, Puscarawas		Three Pits.
R. W. Sidley, Inc. ²	Ohio	Geauga		Two Pits.
Edgar Spring, Inc. ²	Ohio	Columbiana, Holmes, Tuscarawas		Six Pits.

Table 11 (continued). PLANT LISTING FOR THE SAND AND GRAVEL INDUSTRY

Plant Name	State	Location	Production Tons/Yr.	Comments
The Standard Slag Co. ²	Ohio	Pike, Scioto		Three Pits.
Stocker Sand and Gravel Co. ²	Ohio	Tuscarawas		Two Pits.
Tri-State Materials Corp. ²	Ohio	Meigs		Pit.
Bagby-Harris Sand Co. ²	Oklahoma	Tulsa		Dredge.
Joe Brown Sand and Gravel Co. ²	Oklahoma	Murray		Stationary.
The Dolese Co. ²	Oklahoma	Canadian, McClain, Kingfisher, Logan, Gar- field		Stationary.
Kline Sand Pit ⁵	Oklahoma	Woodward	18,800	Crushing and Screening.
McMichael Concrete Co. ²	Oklahoma	Tulsa		Dredge.
Midcontinent Glass Sand Co. ²	Oklahoma	Pontotoc		Stationary.
Mohawk Rock and Sand Co. ²	Oklahoma	Tulsa		Dredge.
Penn. Glass Sand ⁵	Oklahoma	Johnsón	484,000	Kilns, Milling.
Sand Products, Inc. ²	Oklahoma	Oklahoma		Stationary and Dredge.
Stewart Sand Co. ⁵	Oklahoma	Texas	6,000	Crushing and Screening.
Tulsa Sand Co. ²	Oklahoma	Pawnee, Tulsa		Stationary.
Yahola Sand and Gravel Co. ²	Oklahoma	Muskogee		Stationary.
Albany Rock Products Co. ²	Oregon	Linn.		Pit and Plant.
Baker Rock Crushing ²	Oregon	Washington		Pit and Plant.
Bethel-Danebo Sand and Gravel ²	Oregon	Lane		Pit and Plant.

Table 11 (continued). PLANT LISTING FOR THE SAND AND GRAVEL INDUSTRY

Plant Name	State	Location	Production Tons/Yr.	Comments
Copeland Sand and Gravel ²	Oregon	Josephine		Pit and Plant.
Delta Sand and Gravel ²	Oregon	Lane		Pit and Plant.
Eugene Sand and Gravel ²	Oregon	Lane		Pit and Plant.
Glacier Sand and Gravel ²	Oregon	Multnomah		Pit and Plant.
McKenzie Sand and Gravel ²	Oregon	Lane		Pit and Plant.
M.P. Materials ²	Oregon	Marion		Pit and Plant.
Milwaukie Sand and Gravel ²	Oregon	Clackamas		Dredge and Plant.
Morse Brothers ²	Oregon	Benton, Linn		Pit and Plant.
Chas. T. Parker Construction ²	Oregon	Multnomah, Columbia		Pit and Plant.
Portland Sand and Gravel ²	Oregon	Multnomah		Pit and Plant.
Rich Valley Top Soil Co. ²	Oregon	Clackamas		Pit and Plant.
Rock Creek Sand and Gravel ²	Oregon	Multnomah		Pit and Plant.
Roseburg Sand and Gravel ²	Oregon	Douglas		Pit and Plant.
Ross Island Sand and Gravel ²	Oregon	Multnomah		Dredge and Plant.
Umpqua River Navigation Co. ²	Oregon	Douglas		Dredge and Plant.
Willamette Hi-Grade Concrete Co. ²	Oregon	Multnomah		Dredge and Plant.
Davison Sand and Gravel Co. ²	Pennsylvania	Westmoreland		Dredge.
Mavo Corp. ¹	Pennsylvania	Georgetown	960,000	
Eastern Industries, Inc. ⁵	Pennsylvania	Monroe	144,000	Crushing and Screening.
East Falls Sand and Gravel ²	Pennsylvania	Wyoming		Pit.

Table 11 (continued). PLANT LISTING FOR THE SAND AND GRAVEL INDUSTRY

Plant Name	State	Location	Production Tons/Yr.	Comments
Erie Sand Steamship Co. ²	Pennsylvania	Erie		Dredge.
Glacial Sand and Gravel Co. ²	Pennsylvania	Armstrong		Pit.
Hunlock Sand and Gravel Co. ²	Pennsylvania	Luzerne		Pit and Plant.
Lycoming Silica Sand Co. ²	Pennsylvania	Lycoming		Pit.
Mahoning Valley Sand Co. ²	Pennsylvania	Lawrence		Pit and Plant.
Manorville Sand Co. ²	Pennsylvania	Armstrong		Pit.
Mount Cydonia Sand Co., Inc. ²	Pennsylvania	Franklin		Pit.
Pennsylvania Glass Sand Corp. ²	Pennsylvania	Huntingdon, Mifflin		Pit.
Pennsy Supply, Inc. ²	Pennsylvania	Perry		Pit.
Pennsylvania Supply Co. ⁵	Pennsylvania	Cambria	450,000	Crushing and Screening.
Seidle Sand and Gravel, Inc. ²	Pennsylvania	Mercer		Pit.
State Aggregates, Inc. ²	Pennsylvania	Bradford		Pit.
Warner Company ²	Pennsylvania	Bucks		Pit.
Wyoming Sand and Stone Co. ²	Pennsylvania	Wyoming		Pit.
A. Card Construction Co., Inc. ²	Rhode Island	Kent		Pit.
Coventry Sand and Gravel Co. ²	Rhode Island	Kent		Pit.
Del Bonis Sand and Gravel Co. ²	Rhode Island	Providence		Pit.
Forte Brothers, Inc. ²	Rhode Island	Providence		Pit.
Lapham Sand and Gravel Co. ²	Rhode Island	Providence		Pit.

Table 11 (continued). PLANT LISTING FOR THE SAND AND GRAVEL INDUSTRY

Plant Name	State	Location	Production Tons/Yr.	Comments
Mack Sand and Gravel Co. ²	Rhode Island	Providence		Pit.
Peckham Bros. Co., Inc. ²	Rhode Island	Newport		Pit.
Rhode Island Sand and Gravel Co., ² Inc.	Rhode Island	Kent		Pit.
J. Romanella and Sons Inc. ²	Rhode Island	Washington		Pit.
J. Santoro, Inc. ²	Rhode Island	Providence		Pit.
Silvestri Brothers, Inc. ²	Rhode Island	Providence		Pit.
South County Sand and Gravel Co., ² Inc.	Rhode Island	Washington		Pit.
Tasca Sand and Gravel Co. ²	Rhode Island	Providence		Pit.
Town Line Sand and Gravel, Inc. ²	Rhode Island	Providence		Pit.
Whitehead Bros. Co. ²	Rhode Island	Kent		Pit.
Penn Sand Glass Corp. ⁵	South Carolina	Kershaw	70,500	Crushing and Screening.
Wedron Silica Div. ⁵ Div. Dil Monte	South Carolina	Lexington	62,400	Crushing and Screening.
Bartholow and Son Const. ⁵	South Dakota	Beadle	250,000	Crushing and Screening.
Concrete Materials Co. ²	South Dakota	Minnehaha		Pit and Two Plants.
Delmon (Heib) Sand Pit ⁵	South Dakota	Douglas	26,100	Crushing and Screening.
Dave Gustafson and Son ⁵	South Dakota	Minnehaha	200,000	Crushing and Screening.
Eagle Material ⁵	South Dakota	Minnehaha	67,500	Crushing and Screening.
J. L. Healy Constr. Co. ⁵	South Dakota	Minnehaha	300,000	Crushing and Screening.
F. J. McLaughlin Co. ²	South Dakota	Codington		Pit and Two Plants.

Table 11 (continued). PLANT LISTING FOR THE SAND AND GRAVEL INDUSTRY

Plant Name	State	Location	Production Tons/Yr.	Comments
Hallett Construction Co. ²	South Dakota	Codington		Two Pits and Plants.
J. L. Healy Construvtion Co. ²	South Dakota	Brule, Coding- ton, Hand, Minnehaha, Moody		Nine Pits and One Plant.
L. G. Everist, Inc. ²	South Dakota	Brookings, Pennington		Two Pits and Two Plants.
Highway Construction Co. ⁵	South Dakota	Pennington	300,000	Crushing and Screening.
Mannerud, Inc. ²	South Dakota	Brookings, Edmunds		Two Pits.
N & M Construction ⁵	South Dakota	Meade	165,000	Crushing and Screening.
Pickus Construction Co. ²	South Dakota	Brown		Pit and Plant.
Summit, Inc. (Rapid City) ⁵	South Dakota	Minnehaha	300,000	Crushing and Screening.
Sweetman Construction Co. ²	South Dakota	Beadle, Lake, Minnehaha, Yankton		Four Pits.
Weelborg Bros., Inc. ²	South Dakota	Various		Twenty Pits.
Asarco ⁵	Tennessee	Knox	150,000	Raw Material from River.
Hunts Gap Sand ⁵	Tennessee	Hawkins	84,000	Dryer.
Herbert Materials Co. ¹	Tennessee	Nashville	600 TPD	Appears to be Only an Aggregate Storage Site for Shipping and Receiving.
Reelfoot Materials ⁵	Tennessee	Obion		Crushing and Screening.
Vulcan Materials ⁵	Tennessee	Hamilton	174,000	Crushing and Screening.
Barrett Industries ²	Texas	Bexar		Stationary.

Table 11 (continued). PLANT LISTING FOR THE SAND AND GRAVEL INDUSTRY

Plant Name	State	Location	Production Tons/Yr.	Comments
Capitol Aggregates, Inc. ²	Texas	Guadalupe, Travis.		Stationary.
Dresser Minerals ²	Texas	Limestone		Stationary.
The Fordyce Co. ²	Texas	Hidalgo, San Patricio		Stationary.
Ft. Worth Sand and Gravel Co. ²	Texas .	Dallas, Denton Tarrant		Stationary.
Gifford-Hill and Co., Inc. ²	Texas	Brazos, Dallas McLennan, Tarrant, Wharton, Wichita		Stationary.
H & H Materials, Inc. ²	Texas	El Paso		Stationary.
Heldenfels Bros. ²	Texas	Nueces, Victoria		Stationary.
Horton and Horton ²	Texas	Colorado, Harris, Victoria		Portable and Dredge.
Janes-Prentice, Inc. ²	Texas	Crosby		Stationary.
Lone Star Industries ⁵	Texas	Liberty	134,000	Drying of Sand.
Mineral Wells Sand and Gravel, Inc. ²	Texas	Palo Pinto		Stationary.
Neelley Sand and Gravel Inc. ²	Texas	McLennan		Stationary and Dredge.
Panhandle Gravel West, Inc. ²	Texas	Armstrong		Stationary.
Parker Bros. and Co., Inc. ²	Texas	Colorado, Harris		Stationary and Dredge.
Texas Construction Materials Co. ²	Texas	Colorado,		Stationary, Portable, and Dredge.
Texas Mining Corp. ⁵	Texas	McCulloch	100,000	Sand Dryer Screening, Ball Mill.

Table 11 (continued). PLANT LISTING FOR THE SAND AND GRAVEL INDUSTRY

Plant Name	State	Location	Production Tons/Yr.	Comments
Thorstenberg Materials Co. ¹	Texas	Colorado, Fayette, San Jacinto		Operates Processing and Blending Plant. Stationary, Portable, Dredge.
Trinity Concrete Products Co. ²	Texas	Dallas, Johnson		Stationary.
Wesco-Wamix, Inc. ²	Texas	Dallas, Denton, Tarrant		Stationary.
Breitling Bros. Construction, Inc. ²	Utah	Salt Lake		Pit and Plant.
Construction Materials Corp. ² Savage Bros., Inc., Div.	Utah	Davis		Pit and Plant.
Dan R. Fogle Sand and Gravel ² Products	Utah	Salt Lake		Pit and Three Plants.
Gibbons and Reed Co., ² Concrete Products Co. Div.	Utah	Davis Salt Lake Weber		Pit and Plant. Pit and Plant. Pit and Plant.
Pioneer Sand and Gravel ²	Utah	Salt Lake		Pit and Plant.
Sorensen Sand and Gravel ²	Utah	Salt Lake		Pit and Plant.
Utah Sand and Gravel ⁵	Utah	Salt Lake	25,000	Crushing and Screening. Dry.
Commonwealth Sand and Gravel ²	Virginia	Henrico		Pit.
Fredericksburg Sand and Gravel Co. ²	Virginia	Stafford		Pit.
Friend Sand and Gravel Co., Inc. ²	Virginia	Prince George		Pit.
Locher Silica Corp. ²	Virginia	Rockbridge, Wythe		Pits.
Massaponax Sand and Gravel Corp. ²	Virginia	Spotsylvania		Pit.
Jobe Newton ²	Virginia	Stafford		Pit.

Table 11 (continued). PLANT LISTING FOR THE SAND AND GRAVEL INDUSTRY

Plant Name	State	Location	Production Tons/Yr.	Comments
Sadler Materials Corp. ²	Virginia	Henrico		Pit.
Solite Corp. ²	Virginia	King George		Pit.
Southern Material Co., Inc. ²	Virginia	Chesterfield Henrico Isle of Wight, Prince George		Pit and Dredge. Dredge. Pits.
Virginia Glass Sand Corp. ²	Virginia	Frederick		Pit.
Virginia Concrete Co., Inc. ²	Virginia	Fairfax		Pit.
West Sand and Gravel Co., Inc. ²	Virginia	Henrico		Pit.
E. V. Williams Co., Inc. ²	Virginia	Virginia Beach (City)		Pit.
Williams Paving Co., Inc. ²	Virginia	Hampton (City)		Pit.
Ace Concrete ⁵	Washington	Spokane	150,000	Crushing and Screening.
Acme Concrete ⁵	Washington	Benton	37,503	Crushing and Storage.
Acme Concrete ⁵	Washington	Spokane		Gravel Crushing and Screening.
Acme Constr. Co. ⁵	Washington	Clark	800,000	Crushing and Screening.
Aggregate Supply #4 ⁵	Washington	King	480,000	Crushing and Screening.
Arlington Sand and Gravel ⁵	Washington	Snohomish	12,700	Crushing and Screening.
Asphalt Paving and Engineering ⁵	Washington	Pierce	42,000	Crushing and Screening.
Association Sand and Gravel ⁵	Washington	Snohomish	167,000	Crushing and Screening, Wet Scrubber.
Cadman Gravel Co. ⁵	Washington	King	520,000	Pit, Run Gravel.

Table 11 (continued). PLANT LISTING FOR THE SAND AND GRAVEL INDUSTRY

Plant Name	State	Location	Production Tons/Yr.	Comments
Cascade Asphalt ⁵	Washington	Pierce	42,000	Crushing and Screening.
Central Pre-Mix Concrete ²	Washington	Spokane		Pit and Plant.
Central Pre-Mix ⁵	Washington	Franklin	90,000	Crushing and Screening.
Central Pre-Mix (Govt. Way) ⁵	Washington	Spokane	150,000	Crushing and Screening.
Central Pre-Mix (Cornaham Rd.) ⁵	Washington	Spokane		Crushing and Screening.
Central Pre-Mix (Beech) ⁵	Washington	Yakima	250,000	Crushing and Screening.
Clark County ⁵	Washington	Clark		Crushing and Screening.
Columbia Sand and Gravel ⁵	Washington	Grant	78,000	Crushing and Screening.
Corliss Ready-Mix ⁵	Washington	King	80,000	Crushing and Screening, Wet Scrubber.
Cowlitz Co. Road Department ⁵ (1)	Washington	Cowlitz		Crushing and Screening.
Cowlitz Co. Road Department ⁵ (2)	Washington	Cowlitz		Crushing and Screening.
Daybreak Sand and Gravel ⁵	Washington	Clark		Crushing and Screening.
DeAtley Corp. ²	Washington	Okanogan, Pend Oreille, Spok- ane		Pit and Plant.
Edinger Gravel Pit ⁵	Washington	Snohomish	108,000	Crushing and Screening.
Fiaorito Brothers ⁵	Washington	King		Gravel Pit.
Friday Harbor Sand and Gravel ²	Washington	San Juan		Pit and Plant.
Glacier Sand and Gravel Co. ²	Washington	King		Pit and Plant.
Glacier Stg. ⁵	Washington	Pierce	253,000	Crushing and Screening.
Grizzley Rock Products ⁵	Washington	Clark		Crushing and Screening.

Table 11 (continued). PLANT LISTING FOR THE SAND AND GRAVEL INDUSTRY

Plant Name	State	Location	Production Tons/Yr.	Comments
W. F. Herrett Co. ²	Washington	King		Pit and Plant.
Holroyd Company ⁵	Washington	Pierce	40,000	Crushing and Screening.
Inland Asphalt ⁵	Washington	Spokane		Crushing and Screening.
International Paper ⁵	Washington	Clark		Crushing and Screening.
Jones Scott ⁵	Washington	Walla Walla	130,000	Wet Scrubber - Low Efficiency.
Peter Kiewit ⁵	Washington	Clark		Crushing and Screening.
Klineline Sand and Gravel Co. ²	Washington	Clark		Pit and Plant.
Lakeside Sand and Gravel ⁵	Washington	King	350,000	Crushing and Screening - Wet Scrubber.
Lakeside Sand and Gravel ⁵	Washington	King		Crushing and Screening.
Lewis River Rock ⁵	Washington	Clark		Crushing and Screening.
Lige Dickson Asphalt ⁵	Washington	Pierce	70,000	Crushing and Screening, Spray Bars.
Lone Star Industries ⁵	Washington	Pierce	1,480,000	Crushing and Screening.
Lone Star Industries ⁵	Washington	Pierce	185,000	Crushing and Screening.
Marine Asphalt Co. ²	Washington	Various		Pit and Plant.
Martin and Upjohn ⁵	Washington	King	100,000	Crushing and Screening.
Miles Sand and Gravel ⁵	Washington	King		Crushing and Screening.
Walt Musa, Inc. ⁵	Washington	Clark		Crushing and Screening.
North Kitsap Gravel and Asphalt ⁵	Washington	Kitsap	140,000	Crushing and Screening.
Nortn Star Sand and Gravel Corp. ²	Washington	Snohomish		Pit and Plant.
Olympia Oil and Wood ²	Washington	Thurston		Pit and Plant.

Table 11 (continued). PLANT LISTING FOR THE SAND AND GRAVEL INDUSTRY

Plant Name	State	Location	Production Tons/Yr.	Comments
Ostrander Rock ⁵	Washington	Cowlitz		Crushing and Screening.
Pacific Sand and Gravel Co. ²	Washington	Lewis		Pit and Plant.
Pacific Sand and Gravel ⁵	Washington	Clark		Gravel Pit.
Pioneer Sand and Gravel ²	Washington	Pierce		Pit and Plant.
Quigg Bros. McDonald, Inc. ²	Washington	Grays Harbor		Pit and Plant.
Redmond Sand and Gravel ⁵	Washington	King	180,000	Crushing and Screening, Wet Scrubber.
Reid Sand and Gravel ⁵	Washington	King		Crushing and Screening.
Segale (South Center) ⁵	Washington	King	200,000	Jaw Crusher - Wet Scrubber.
Segale (N. Cemetery Rd.) ⁵	Washington	King	25,000	Crushing and Screening.
J. D. Shotwell ⁵	Washington	Pierce	73,600	Spray Bars - Wet Scrubber.
Snoh Road, Dist. 2 ⁵	Washington	Snohomish	31,400	Crushing and Screening.
Snoh Co. Road, Dist. 3 ⁵	Washington	Snohomish	1,990	Crushing and Screening.
Soos Covington Prop. ⁵	Washington	King		Crushing and Screening.
Spadoni Asphalt ⁵	Washington	Pierce	5,600	Crushing and Screening - Spray Bars.
Stoneway Conc. ⁵	Washington	King	600,000	Crushing and Screening.
D. A. Sullivan Co. ²	Washington	Various		Pit and Plant.
S & S Sand and Gravel Co. ²	Washington	Various		Pit and Plant.
Triang Sand-Grav. ⁵	Washington	Yakima	150,000	Crushing and Screening.
United Paving ⁵	Washington	Whitman	27,000	Crushing and Screening.
L. W. Vail Co. ⁵	Washington	Benton	166,000	Crushing, Screening and Storage.
Washington Asphalt ⁵	Washington	King	95,000	Crushed Rock.

Table 11 (continued). PLANT LISTING FOR THE SAND AND GRAVEL INDUSTRY

Plant Name	State	Location	Production Tons/Yr.	Comments
Ray Weist Construction Co. ²	Washington	Yakima		Pit and Plant.
Western Sand and Gravel Co. ²	Washington	King		Pit and Plant.
Westside Rock ⁵	Washington	Cowlitz		Crushing and Screening.
Woodworth ⁵	Washington	Pierce	68,000	Spray Bars - Wet Scrubber.
Woodworth - Hylebos ⁵	Washington	Pierce	57,000	Crushing and Screening.
Yakima Cement Products Co. ²	Washington	Yakima		Pit and Plant.
Delta Concrete Co. ²	West Virginia	Ohio		Pit.
Dravo Corp., Keystone Div. ²	West Virginia	Hancock		Dredge.
Duquesne Sand Co. ²	West Virginia	Brooke		Dredge.
Iron City Sand and Gravel ² Corp., Div of McDonough Co.	West Virginia	Hancock, - Wood		Pit.
Ohio River Sand and Gravel, ² Div of McDonough Co.	West Virginia	Tyler, - Wood		Dredges.
Ohio Valley Sand Co., Inc. ²	West Virginia	Wetzel		Pit.
Penn Glass Sand ⁵	West Virginia	Morgan		Screens, Dryers, Primary Crusher and Secondary Crusher.
Pfaff and Smith Builders ² Supply Co.	West Virginia	Wood		Dredge.
Eau Claire Sand and Gravel Co. ²	Wisconsin	Chippewa, Dunn, Eau Claire		Pits; Portable and Stationary Plants.
Genessee Sand and Gravel Co., Inc. ² Jaeger Sand and Gravel Co., Inc.	Wisconsin	Waukesha		Pit; Portable and Stationary Plants.
Janesville Sand and Gravel Co. ²	Wisconsin	Rock		Pit; Stationary Plant.

Table 11 (continued). PLANT LISTING FOR THE SAND AND GRAVEL INDUSTRY

Plant Name	State	Location	Production Tons/Yr.	Comments
Johnson Sand and Gravel, Inc. ²	Wisconsin	Waukesha		Pits; Portable Plants.
Edward Kraemer and Sons, Inc. ²	Wisconsin	Brown, Barron, Chippewa, Eau Claire, Forest, Oconot, Ozaukee, Polk Portage, Ra- cine, Sauk, Sawyer, Sheboygan, Walworth, Washington, Waukesha		Pits; Portable Plants.
C. C. Linck, Inc. ²	Wisconsin	Calumet, Columbia, Dane, Dodge, Fond du Lac, Green Lake, Racine, Waushara		Pits; Portable Plants.
Manley Sand Division, Martin ² Marietta Corp.	Wisconsin	Columbia		Pit; Stationary Plant; Industrial Sand.
Plautz Brothers, Inc. ²	Wisconsin	Chippewa, Clark		Pits; Portable Plants.
Rein, Schultz and Dahl, Inc. ²	Wisconsin	Dane, Jackson, Jefferson, Waukesha		Pits; Portable Plants.
State Sand and Gravel Co. ²	Wisconsin	Waukesha		Pits; Stationary Plants.
Wingra Stone Company ⁵	Wisconsin	Dane	54,000	Stone Quarrying.
Wissota Sand and Gravel Co. ²	Wisconsin	Barron, Bayfield, Eau Claire, Washington		Pits; Stationary Plants.

Table 12. PLANT LISTING FOR THE TALC AND SOAPSTONE INDUSTRY

Plant Name	State	Location	Production Tons/Yr.	Comments
American Talc Co. ⁴	Alabama	Alpine		Operates Mine and Grinding Mill.
Commercial Minerals Co. ⁴	California	Newark		Operates Pulverizing Plant.
Cyprus Mines Corp. ⁴	California	Inyo	55 TPD	Operates Concentrators Only.
Cyprus Mines Corp. ⁴	California	Los Angeles	103 TPD	Operates Concentrator Only.
Desert Minerals Inc. ⁴	California	Los Angeles		Operates Concentrators Only.
Desert Minerals Inc. ⁴	California	Yermo		Operates Concentrator Only.
Johns-Manville Corp. ¹	California			
Phizer Inc. ¹ Minerals, Pigment, and Metals Div.	California	Victorville		Operates Mines and Concentrator.
Standard Industrial Minerals ⁵	California	Inyo	8750	Drying, Grinding, Crushing and Screening Operations.
United Sierra Div. (Lancha) ⁵	California	Inyo	3600	Drying, Grinding and Crushing Operations
R.I. Vanderbilt Co. Inc. ¹	California			
Western Talc Co. ⁴	California	Tecopa	10,000- 100,000	Operates Mine and Agglomerating Plant.
Cohutta Talc Co. ⁵	Georgia	Murray	22,100	Raymond Mill in Operation With 99% Efficient Fabric Filter.
Southern Talc Co. ⁵	Georgia	Murray	11,100	Roll Mill, Raymond Mill and Air Energy Mill in Operation. All Have 99% Efficient Fabric Filter.
Cyprus Mines Corp. ¹ United Sierra Div.	Montana	Three Forks	276 TPD	Operates Mine and Concentrator. 99% Efficient Fabric Filter on Grinders.
Cyprus Mines Corp. ⁴	Nebraska	Grand Island	195 TPD	Operates Concentrator Only Extraction by Grinding.

Table 12 (continued). PLANT LISTING FOR THE TALC AND SOAPSTONE INDUSTRY

Plant Name	State	Location	Production Tons/Yr.	Comments
Gouverneur Talc Co. Inc. ⁴	New York	Balmat		Operates Mine and Fine Dry Grinding Plant.
International Talc Co. Inc. ¹	New York			
R.I. Vanderbilt Co. Inc. ¹	New York			
Glendon Pyrophyllite Inc. ⁴	North Carolina	Glendon	10,000- 100,000	Operates Mine and Concentrator. Produces Pyrophyllite.
Piedmont Minerals Co. Inc. ¹	North Carolina			
Standard Mineral Co. ⁴	North Carolina	Robbins	400 TPD	Operates Mine and Concentrator.
Southern Clay Products ¹	Texas	Nacodoches	450 TPD	Appears to be a Mine Only.
Southern Clay Products ¹	Texas	Van Horn		Appears to Be a Mine Only.
Westex Talc Co. ¹	Texas			
Eastern Magnesia Talc Co. ¹	Vermont	Johnson	200 TPD	Operates Mines and Concentrators.
Vermont Talc Inc. ⁴	Vermont	Chester	18,000 Tons	Operates Mine and Concentrator.
Windsor Minerals Inc. (Clifton) ¹	Vermont	Gassetts	10,000- 100,000	Operates Mine Only.
Windsor Minerals Inc. (Gassetts) ¹	Vermont	Gassetts	10,000- 100,000	Operate Mill, Concentrator, Grinding, + Screening.
Windsor Minerals Inc. ⁴	Vermont	Windsor	10,000- 100,000	Operates Concentrator Only, but is in in the Same City as 3 Mines.

REFERENCES FOR VOLUME II - PLANT LISTINGS

1. Minerals Yearbook Vol. 1, 1973 Edition. Washington, D.C., U.S. Bureau of Mines, 1975. 1383 p.
2. Minerals Yearbook Vol. 2, 1970 Edition. Washington, D.C., U.S. Bureau of Mines, 1972. 807 p.
3. Mineral Facts and Problems, 1970 Edition. U.S. Bureau of Mines Bulletin 650, 1970. 1291 p.
4. E/MJ International Directory of Mining and Mineral Processing Operations. New York, Engineering and Mining Journal, 1975. 488 p.
5. NEDS Point Source Printout; U.S. Environmental Protection Agency, National Air Data Branch.
6. Personal Communication: Correspondence from the Perlite Institute, New York City, May 1976.
7. Trace Pollutant Emissions from the Processing of Non-metallic Ores. Prepared by PEDCo-Environmental Specialists, Incorporated for the U.S. Environmental Protection Agency, Contract No. 68-02-1321, Task Order No. 4, August 1974. 262 p.
8. Personal Communication: Correspondence from the Gypsum Association, Chicago, May 1976.
9. Personal Communication: Correspondence from the Dept. of Environmental Quality, Portland, May 1976.