EPA-460/3-75-008-b
August 1975

DEFECT TESTING OF FIVE CATALYST EQUIPPED FORD PROTOTYPE VEHICLES VOLUME II

U.S. ENVIRONMENTAL PROTECTION AGENCY
Office of Air and Waste Management
Office of Mobile Source Air Pollution Control
Emission Control Technology Division
Ann Arbor, Michigan 48105

EPA-460/3-75-008-b

DEFECT TESTING OF FIVE CATALYST EQUIPPED FORD PROTOTYPE VEHICLES VOLUME II

by

R. G. McMillen

Olson Labs, Inc.
421 E. Cerritos Avenue
Anakeim, California 92805

Contract No. 68-03-0452

EPA Project Officer: F. Peter Hutchins

Prepared for

U. S. ENVIRONMENTAL PROTECTION AGENCY
Office of Air and Waste Management
Office of Mobile Source Air Pollution Control
Emission Control Technology Division
Ann Arbor, Michigan 48105

August 1975

This report is issued by the Environmental Protection Agency to report technical data of interest to a limited number of readers. Copies are available free of charge to Federal employees, current contractors and grantees, and nonprofit organizations - as supplies permit - from the Air Pollution Technical Information Center, Environmental Protection Agency, Research Triangle Park, North Carolina 27711; or, for a fee, from the National Technical Information Service, 5285 Port Royal Road, Springfield, Virginia 22161.

This report was furnished to the Environmental Protection Agency by Olson Labs, Inc., Anaheim, California, in fulfillment of Contract No. 68-03-0452. The contents of this report are reproduced herein as received from Olson Labs, Inc. The opinions, findings, and conclusions expressed are those of the author and not necessarily those of the Environmental Protection Agency. Mention of company or product names is not to be considered as an endorsement by the Environmental Protection Agency.

Publication No. EPA-460/3-75-008-b

Appendix A

EMISSION TEST RESULTS

Car No. 1

T1614170

VEHICLE NO. - T1614170 DATE RECEIVED - 02/04/75

FEDERAL TEST PROCEDURE (1975) NUMBER - 7.

TEST COND : RUN DATE - 02/19/75 RUN NO - A07933 WB TEMP - 64.0 DB TEMP - 73.0 BARO - 30.06
INERTIA - 5000. IHP - 10.1 AHP - 13.4 ODOM - 25117.

COLD START
INLET PRESS. - 40.20 TEMP - 110. VOL/REV - 0.2703 REV COUNT - 11617.

	HC	CO	CO2	NOX		
SAMPLE (CONCENTRATION)	57.	279.	2.79	83.		
BACKGROUND (CONCENTRATION)	15.	5.	0.08	2.		
					NOX(CORR.)	HUCF
MASS EMISSIONS (GRAMS)	1.81	23.80	3698.64	11.56	11.48	0.993

COLD STABILIZED
INLET PRESS. - 40.20 TEMP - 110. VOL/REV - 0.2703 REV COUNT - 19920.

	HC	CO	CO2	NOX		
SAMPLE (CONCENTRATION)	26.	73.	1.66	32.		
BACKGROUND (CONCENTRATION)	16.	44.	0.06	0.		
					NOX(CORR.)	HUCF
MASS EMISSIONS (GRAMS)	0.74	4.32	3744.45	7.83	7.77	0.993

HOT START
INLET PRESS. - 40.10 TEMP - 110. VOL/REV - 0.2704 REV COUNT - 11612.

	HC	CO	CO2	NOX		
SAMPLE (CONCENTRATION)	64.	158.	2.28	64.		
BACKGROUND (CONCENTRATION)	15.	8.	0.08	0.		
					NOX(CORR.)	HUCF
MASS EMISSIONS (GRAMS)	2.11	13.03	3003.21	9.13	9.07	0.993

COMPOSITE
MASS EMISSIONS (GM/MI) 0.36 2.93 939.56 2.40 2.38
FUEL ECONOMY (MPG) - 9.39

COMMENT :

A-4

VEHICLE NO. - T1614170 DATE RECEIVED - 02/04/75

SHORT TEST SEQUENCE NUMBER - 1.

TEST COND : RUN DATE - 02/19/75 RUN NO - A07933 WB TEMP - 64.0 DB TEMP - 73.0 BARO - 30.06

KEY MODE TEST

	MPH	HC,PPM	CO, %	NO,PPM
HI	49.	48.	0.05	745.
LO	34.	47.	0.02	1487.
IDLE	0.	50.	0.02	123.

FEDERAL THREE-MODE TEST

HI	50.	39.	0.05	1049.
LO	30.	49.	0.04	2507.
IDLE	0.	42.	0.02	68.

UNLOADED TEST

RPM - 2500.		95.	0.05	471.

COMMENTS :

A-5

EPA FEDERAL SHORT CYCLE TEST

INLET PRESS. - 40.40 TEMP - 110. VOL/REV - 0.2702 REV COUNT - 2820.

	HC	CO	CO2	NOX	NOX(CORR.)	HUCF
SAMPLE (CONCENTRATION)	43.	46.	1.48	75.		
BACKGROUND (CONCENTRATION)	13.	3.	0.08	1.		
MASS EMISSIONS (GM/MI)	0.50	1.43	733.25	4.05	4.02	0.993

COMPOSITE NJ/NY TEST

INLET PRESS. - 40.20 TEMP - 110. VOL/REV - 0.2703 REV COUNT - 1712.

SAMPLE (CONCENTRATION)	39.	30.	1.23	25.
BACKGROUND (CONCENTRATION)	13.	3.	0.08	1.

VEHICLE NO. - T1614170 DATE RECEIVED - 02/19/75

FEDERAL TEST PROCEDURE (1975) NUMBER - 2.
TEST COND : RUN DATE - 02/20/75 RUN NO -A07949 WB TEMP - 67.0 DB TEMP - 72.0 BARO - 29.89
INERTIA - 5000. IHP - 10.1 AHP - 13.4 ODOM - 25141.

ENGINE PARAMETERS : ODOMETER - 25137. DWELL - 30.0 TIMING - 12.0 IDLE RPM - 650. IDLE CO - 5.00

COLD START
INLET PRESS. - 39.60 TEMP - 110. VOL/REV - 0.2707 REV COUNT - 11540.

	HC	CO	CO2	NOX		
SAMPLE (CONCENTRATION)	54.	300.	2.83	72.		
BACKGROUND (CONCENTRATION)	10.	0.	0.07	0.		
					NOX(CORR.)	HUCF
MASS EMISSIONS (GRAMS)	1.87	25.81	3730.04	10.17	10.98	1.080

COLD STABILIZED
INLET PRESS. - 39.60 TEMP - 110. VOL/REV - 0.2707 REV COUNT - 19920.

	HC	CO	CO2	NOX		
SAMPLE (CONCENTRATION)	20.	52.	1.81	27.		
BACKGROUND (CONCENTRATION)	10.	6.	0.07	0.		
					NOX(CORR.)	HUCF
MASS EMISSIONS (GRAMS)	0.74	6.83	4059.17	6.59	7.11	1.080

HOT START
INLET PRESS. - 39.60 TEMP - 110. VOL/REV - 0.2707 REV COUNT - 11598.

	HC	CO	CO2	NOX		
SAMPLE (CONCENTRATION)	45.	184.	2.36	56.		
BACKGROUND (CONCENTRATION)	10.	0.	0.07	0.		
					NOX(CORR.)	HUCF
MASS EMISSIONS (GRAMS)	1.50	15.91	3110.41	7.95	8.59	1.080

COMPOSITE

MASS EMISSIONS (GM/MI)	0.32	3.60	991.47	2.07	2.23

FUEL ECONOMY (MPG) - 8.89

COMMENT :

VEHICLE NO. - T1614170 DATE RECEIVED - 02/19/75

SHORT TEST SEQUENCE NUMBER - 2.

TEST COND : RUN DATE - 02/20/75 RUN NO -A07949 WB TEMP - 67.0 DB TEMP - 72.0 BARO - 29.89

KEY MODE TEST

	MPH	HC,PPM	CO, %	NO,PPM
HI	49.	30.	0.05	641.
LO	34.	32.	0.03	1476.
IDLE	0.	35.	0.10	82.

FEDERAL THREE-MODE TEST

HI	50.	38.	0.05	961.
LO	30.	45.	0.03	2195.
IDLE	0.	45.	0.03	68.

UNLOADED TEST

RPM - 2500. 55. 0.05 484.

COMMENTS :

EPA FEDERAL SHORT CYCLE TEST

INLET PRESS. - 39.80 TEMP - 110. VOL/REV - 0.2706 REV COUNT - 2812.

	HC	CO	CO2	NOX	NOX(CORR.)	HUCF
SAMPLE (CONCENTRATION)	61.	459.	1.65	50.		
BACKGROUND (CONCENTRATION)	11.	10.	0.07	0.		
MASS EMISSIONS (GM/MI)	0.82	14.95	826.40	2.73	2.95	1.080

COMPOSITE NJ/NY TEST

INLET PRESS. - 40.00 TEMP - 110. VOL/REV - 0.2705 REV COUNT - 1705.

SAMPLE (CONCENTRATION)	28.	547.	1.53	12.
BACKGROUND (CONCENTRATION)	10.	0.	0.07	0.

VEHICLE NO. - T1614170 DATE RECEIVED - 02/20/75

FEDERAL TEST PROCEDURE (1975) NUMBER - 3.
TEST COND : RUN DATE - 02/21/75 RUN NO -A07962 WB TEMP - 58.0 DB TEMP - 72.0 BARO - 29.88
INERTIA - 5000. IHP - 10.1 AHP - 13.4 ODOM - 25165.

ENGINE PARAMETERS : ODOMETER - 25162. DWELL - 30.0 TIMING - 12.0 IDLE RPM - 650. IDLE CO - 5.00

COLD START
INLET PRESS. - 40.40 TEMP - 110. VOL/REV - 0.2702 REV COUNT - 11607.

	HC	CO	CO2	NOX		
SAMPLE (CONCENTRATION)	64.	283.	2.78	87.		
BACKGROUND (CONCENTRATION)	12.	0.	0.07	0.		
					NOX(CORR.)	HUCF
MASS EMISSIONS (GRAMS)	2.22	24.38	3667.55	12.31	10.95	0.889

COLD STABILIZED
INLET PRESS. - 40.40 TEMP - 110. VOL/REV - 0.2702 REV COUNT - 19924.

	HC	CO	CO2	NOX		
SAMPLE (CONCENTRATION)	20.	42.	1.79	32.		
BACKGROUND (CONCENTRATION)	10.	2.	0.06	0.		
					NOX(CORR.)	HUCF
MASS EMISSIONS (GRAMS)	0.73	5.91	4018.92	7.77	6.91	0.889

HOT START
INLET PRESS. - 40.20 TEMP - 110. VOL/REV - 0.2704 REV COUNT - 11612.

	HC	CO	CO2	NOX		
SAMPLE (CONCENTRATION)	43.	171.	2.32	68.		
BACKGROUND (CONCENTRATION)	10.	0.	0.07	1.		
					NOX(CORR.)	HUCF
MASS EMISSIONS (GRAMS)	1.41	14.75	3050.24	9.50	8.45	0.889

COMPOSITE

MASS EMISSIONS (GM/MI)	0.33	3.31	977.95	2.46	2.19

FUEL ECONOMY (MPG) - 9.02

COMMENT :

VEHICLE NO. - T1614170 DATE RECEIVED - 02/20/75

SHORT TEST SEQUENCE NUMBER - 3.

TEST COND : RUN DATE - 02/21/75 RUN NO -A07962 WB TEMP - 58.0 DB TEMP - 72.0 BARO - 29.88

KEY MODE TEST

	MPH	HC,PPM	CO, %	NO,PPM
HI	50.	39.	0.06	770.
LO	30.	42.	0.03	1699.
IDLE	0.	41.	0.08	82.

FEDERAL THREE-MODE TEST

HI	49.	35.	0.05	1086.
LO	34.	45.	0.04	2507.
IDLE	0.	40.	0.03	68.

UNLOADED TEST

RPM - 2500. 70. 0.04 537.

COMMENTS :

EPA FEDERAL SHORT CYCLE TEST

INLET PRESS. - 40.00 TEMP - 110. VOL/REV - 0.2705 REV COUNT - 2829.

	HC	CO	CO2	NOX	NOX(CORR.)	HUCF
SAMPLE (CONCENTRATION)	27.	378.	1.70	51.		
BACKGROUND (CONCENTRATION)	9.	0.	0.06	0.		
MASS EMISSIONS (GM/MI)	0.30	12.66	862.65	2.80	2.49	0.889

COMPOSITE NJ/NY TEST

INLET PRESS. - 40.00 TEMP - 110. VOL/REV - 0.2705 REV COUNT - 1700.

SAMPLE (CONCENTRATION)	108.	1232.	1.40	16.
BACKGROUND (CONCENTRATION)	10.	2.	0.06	0.

VEHICLE NO. - T1614170 DATE RECEIVED - 02/25/75

FEDERAL TEST PROCEDURE (1975) NUMBER - 4.
TEST COND : RUN DATE - 03/03/75 RUN NO -A08037 WB TEMP - 69.0 DB TEMP - 77.0 BARO - 29.98
INERTIA - 5000. IHP - 9.9 AHP - 13.4 ODOM - 25191.

ENGINE PARAMETERS : ODOMETER - 25182. DWELL - 30.0 TIMING - 12.0 IDLE RPM - 630. IDLE CO - 8.00

COLD START
INLET PRESS. - 40.50 TEMP - 110. VOL/REV - 0.2702 REV COUNT - 11605.

	HC	CO	CO2	NOX	NOX(CORR.)	HUCF
SAMPLE (CONCENTRATION)	91.	715.	2.89	73.		
BACKGROUND (CONCENTRATION)	14.	4.	0.06	0.		
MASS EMISSIONS (GRAMS)	3.30	61.44	3842.48	10.36	11.29	1.089

COLD STABILIZED
INLET PRESS. - 40.50 TEMP - 110. VOL/REV - 0.2702 REV COUNT - 19912.

	HC	CO	CO2	NOX	NOX(CORR.)	HUCF
SAMPLE (CONCENTRATION)	30.	452.	1.81	25.		
BACKGROUND (CONCENTRATION)	14.	4.	0.06	0.		
MASS EMISSIONS (GRAMS)	1.18	66.43	4076.92	6.09	6.63	1.089

HOT START
INLET PRESS. - 40.10 TEMP - 110. VOL/REV - 0.2704 REV COUNT - 11603.

	HC	CO	CO2	NOX	NOX(CORR.)	HUCF
SAMPLE (CONCENTRATION)	78.	323.	2.41	60.		
BACKGROUND (CONCENTRATION)	15.	4.	0.06	0.		
MASS EMISSIONS (GRAMS)	2.70	27.61	3196.03	8.53	9.29	1.089

COMPOSITE

MASS EMISSIONS (GM/MI)	0.55	14.48	1006.79	2.05	2.24

FUEL ECONOMY (MPG) - 8.61

COMMENT :

VEHICLE NO. - T1614170 DATE RECEIVED - 02/25/75

SHORT TEST SEQUENCE NUMBER - 4.

TEST COND : RUN DATE - 03/03/75 RUN NO -A08037 WB TEMP - 69.0 DB TEMP - 77.0 BARO - 29.98

KEY MODE TEST

	MPH	HC,PPM	CO, %	NO,PPM
HI	49.	35.	0.07	745.
LO	34.	38.	0.04	1629.
IDLE	0.	48.	1.20	41.

FEDERAL THREE-MODE TEST

HI	50.	41.	0.07	1024.
LO	30.	52.	0.07	2389.
IDLE	0.	50.	0.55	41.

UNLOADED TEST

RPM - 2500. 55. 0.05 537.

COMMENTS :

EPA FEDERAL SHORT CYCLE TEST

INLET PRESS. - 40.60 TEMP - 110. VOL/REV - 0.2701 REV COUNT - 2828.

	HC	CO	CO2	NOX	NOX(CORR.)	HUCF
SAMPLE (CONCENTRATION)	43.	537.	1.71	46.		
BACKGROUND (CONCENTRATION)	16.	5.	0.07	0.		
MASS EMISSIONS (GM/MI)	0.45	17.78	861.07	2.53	2.75	1.089

COMPOSITE NJ/NY TEST

INLET PRESS. - 40.60 TEMP - 110. VOL/REV - 0.2701 REV COUNT - 1709.

SAMPLE (CONCENTRATION)	192.	1971.	1.36	17.
BACKGROUND (CONCENTRATION)	14.	6.	0.07	1.

A-11

VEHICLE NO. - T1614170 DATE RECEIVED - 03/04/75

FEDERAL TEST PROCEDURE (1975) NUMBER - 5.
TEST COND : RUN DATE - 03/18/75 RUN NO -A08156 WB TEMP - 62.0 DB TEMP - 73.0 BARO - 30.03
INERTIA - 5000. IHP - 9.9 AHP - 13.4 ODOM - 25266.

ENGINE PARAMETERS : ODOMETER - 25212. DWELL - 28.0 TIMING - 12.0 IDLE RPM - 660. IDLE CO - 0.03

COLD START
INLET PRESS. - 40.30 TEMP - 110. VOL/REV - 0.2702 REV COUNT - 11612.

	HC	CO	CO2	NOX		
SAMPLE (CONCENTRATION)	1620.	796.	2.60	102.		
BACKGROUND (CONCENTRATION)	10.	1.	0.06	0.		
					NOX(CORR.)	HUCF
MASS EMISSIONS (GRAMS)	69.12	68.91	3459.07	14.52	13.82	0.951

COLD STABILIZED
INLET PRESS. - 40.30 TEMP - 110. VOL/REV - 0.2702 REV COUNT - 19962.

	HC	CO	CO2	NOX		
SAMPLE (CONCENTRATION)	570.	46.	1.67	52.		
BACKGROUND (CONCENTRATION)	13.	2.	0.04	0.		
					NOX(CORR.)	HUCF
MASS EMISSIONS (GRAMS)	41.11	6.56	3816.02	12.73	12.11	0.951

HOT START
INLET PRESS. - 40.30 TEMP - 110. VOL/REV - 0.2702 REV COUNT - 11623.

	HC	CO	CO2	NOX		
SAMPLE (CONCENTRATION)	369.	154.	2.23	72.		
BACKGROUND (CONCENTRATION)	11.	6.	0.05	0.		
					NOX(CORR.)	HUCF
MASS EMISSIONS (GRAMS)	15.38	12.84	2971.62	10.26	9.76	0.951

COMPOSITE

MASS EMISSIONS (GM/MI)	10.61	5.80	932.97	3.31	3.15

FUEL ECONOMY (MPG) - 9.10

COMMENT :

A-12

VEHICLE NO. - T1614170 DATE RECEIVED - 03/04/75

SHORT TEST SEQUENCE NUMBER - 5.

TEST COND : RUN DATE - 03/18/75 RUN NO -A08156 WB TEMP - 62.0 DB TEMP - 73.0 BARO - 30.03

KEY MODE TEST

	MPH	HC,PPM	CO, %	NO,PPM
HI	49.	120.	0.05	719.
LO	34.	200.	0.04	1629.
IDLE	0.	110.	0.02	271.

FEDERAL THREE-MODE TEST

HI	50.	110.	0.06	999.
LO	30.	125.	0.03	2654.
IDLE	0.	160.	0.04	96.

UNLOADED TEST

RPM - 2500.	160.	0.04	497.

COMMENTS :

EPA FEDERAL SHORT CYCLE TEST

INLET PRESS. - 40.30 TEMP - 110. VOL/REV - 0.2702 REV COUNT - 2817.

	HC	CO	CO2	NOX	NOX(CORR.)	HUCF
SAMPLE (CONCENTRATION)	43.	35.	1.57	70.		
BACKGROUND (CONCENTRATION)	11.	0.	0.05	0.		
MASS EMISSIONS (GM/MI)	0.53	1.17	795.25	3.83	3.64	0.951

COMPOSITE NJ/NY TEST

INLET PRESS. - 40.30 TEMP - 110. VOL/REV - 0.2702 REV COUNT - 1710.

SAMPLE (CONCENTRATION)	37.	25.	1.34	27.
BACKGROUND (CONCENTRATION)	11.	0.	0.05	0.

VEHICLE NO. - T1614170 DATE RECEIVED - 03/19/75

FEDERAL TEST PROCEDURE (1975) NUMBER - 6.
TEST COND : RUN DATE - 03/21/75 RUN NO -AC8190 WB TEMP - 60.0 DB TEMP - 69.0 BARO - 29.98
INERTIA - 5000. IHP - 9.9 AHP - 13.4 ODOM - 25316.

ENGINE PARAMETERS : ODOMETER - 25290. DWELL - 28.0 TIMING - 12.0 IDLE RPM - 660. IDLE CO - 0.0

COLD START
INLET PRESS. - 40.20 TEMP - 110. VOL/REV - 0.2704 REV COUNT - 11630.

	HC	CO	CO2	NOX		
SAMPLE (CONCENTRATION)	1170.	536.	2.82	88.		
BACKGROUND (CONCENTRATION)	14.	15.	0.05	0.		
					NOX(CORR.)	HUCF
MASS EMISSIONS (GRAMS)	49.66	45.19	3774.98	12.54	11.81	0.942

COLD STABILIZED
INLET PRESS. - 40.20 TEMP - 110. VOL/REV - 0.2704 REV COUNT - 19990.

	HC	CO	CO2	NOX		
SAMPLE (CONCENTRATION)	603.	82.	1.72	44.		
BACKGROUND (CONCENTRATION)	17.	18.	0.06	0.		
					NOX(CORR.)	HUCF
MASS EMISSIONS (GRAMS)	43.27	9.54	3888.44	10.78	10.15	0.942

HOT START
INLET PRESS. - 40.00 TEMP - 110. VOL/REV - 0.2705 REV COUNT - 11612.

	HC	CO	CO2	NOX		
SAMPLE (CONCENTRATION)	975.	216.	2.33	89.		
BACKGROUND (CONCENTRATION)	17.	12.	0.07	0.		
					NOX(CORR.)	HUCF
MASS EMISSIONS (GRAMS)	41.13	17.68	3077.99	12.67	11.94	0.942

COMPOSITE

MASS EMISSIONS (GM/MI)	11.74	5.21	968.82	3.12	2.94

FUEL ECONOMY (MPG) - 8.75

COMMENT :

VEHICLE NO. - T1614170 DATE RECEIVED - 03/19/75

SHORT TEST SEQUENCE NUMBER - 6.

TEST COND : RUN DATE - 03/21/75 RUN NO -AC8190 WB TEMP - 60.0 DB TEMP - 69.0 BARO - 29.98

KEY MODE TEST

	MPH	HC,PPM	CO, %	NO,PPM
HI	49.	480.	0.08	325.
LO	34.	350.	0.03	999.
IDLE	0.	320.	0.03	285.

FEDERAL THREE-MODE TEST

HI	50.	380.	0.06	484.
LO	30.	380.	0.05	1745.
IDLE	0.	250.	0.03	68.

UNLOADED TEST

RPM - 2500.		450.	0.06	167.

COMMENTS :

A-15

EPA FEDERAL SHORT CYCLE TEST
INLET PRESS. - 40.20 TEMP - 110. VOL/REV - 0.2703 REV COUNT - 2810.

	HC	CO	CO2	NOX	NOX(CORR.)	HUCF
SAMPLE (CONCENTRATION)	666.	72.	1.61	94.		
BACKGROUND (CONCENTRATION)	27.	3.	0.06	0.		
MASS EMISSIONS (GM/MI)	10.52	2.29	809.23	5.13	4.83	0.942

COMPOSITE NJ/NY TEST
INLET PRESS. - 40.20 TEMP - 110. VOL/REV - 0.2703 REV COUNT - 1705.

SAMPLE (CONCENTRATION)	585.	48.	1.37	30.
BACKGROUND (CONCENTRATION)	24.	3.	0.07	0.

VEHICLE NO. - T1614170 DATE RECEIVED - 03/21/75

FEDERAL TEST PROCEDURE (1975) NUMBER - 7.
TEST COND : RUN DATE - 03/25/75 RUN NO -A08232 WB TEMP - 61.0 DB TEMP - 71.0 BARO - 29.70
INERTIA - 5000. IHP - 9.9 AHP - 13.4 ODOM - 25350.

ENGINE PARAMETERS : ODOMETER - 25336. DWELL - 28.0 TIMING - 12.0 IDLE RPM - 660. IDLE CO - 0.02

COLD START
INLET PRESS. - 40.40 TEMP - 110. VOL/REV - 0.2702 REV COUNT - 11650.

	HC	CO	CO2	NOX	NOX(CORR.)	HUCF
SAMPLE (CONCENTRATION)	435.	308.	2.71	85.		
BACKGROUND (CONCENTRATION)	12.	2.	0.06	0.		
MASS EMISSIONS (GRAMS)	17.99	26.28	3575.55	11.99	11.39	0.950

COLD STABILIZED
INLET PRESS. - 40.40 TEMP - 110. VOL/REV - 0.2702 REV COUNT - 19940.

	HC	CO	CO2	NOX	NOX(CORR.)	HUCF
SAMPLE (CONCENTRATION)	187.	45.	1.71	39.		
BACKGROUND (CONCENTRATION)	11.	3.	0.06	0.		
MASS EMISSIONS (GRAMS)	12.81	6.17	3810.49	9.42	8.95	0.950

HOT START
INLET PRESS. - 40.20 TEMP - 110. VOL/REV - 0.2704 REV COUNT - 11615.

	HC	CO	CO2	NOX	NOX(CORR.)	HUCF
SAMPLE (CONCENTRATION)	378.	155.	2.29	72.		
BACKGROUND (CONCENTRATION)	14.	2.	0.06	0.		
MASS EMISSIONS (GRAMS)	15.46	13.12	3003.70	10.14	9.63	0.950

COMPOSITE

MASS EMISSIONS (GM/MI)	3.91	3.33	941.34	2.71	2.58

FUEL ECONOMY (MPG) - 9.26

COMMENT :

VEHICLE NO. - T1614170 DATE RECEIVED - 03/21/75

SHORT TEST SEQUENCE NUMBER - 7.

TEST COND : RUN DATE - 03/25/75 RUN NO -A08232 WB TEMP - 61.0 DB TEMP - 71.0 BARO - 29.70

KEY MODE TEST

	MPH	HC,PPM	CO, %	NO,PPM
HI	49.	170.	0.07	680.
LO	34.	122.	0.04	1606.
IDLE	0.	105.	0.03	258.

FEDERAL THREE-MODE TEST

HI	50.	165.	0.07	999.
LO	30.	138.	0.04	2654.
IDLE	0.	100.	0.03	82.

UNLOADED TEST

RPM - 2500.		150.	0.04	550.

COMMENTS :

EPA FEDERAL SHORT CYCLE TEST

INLET PRESS. - 40.30 TEMP - 110. VOL/REV - 0.2703 REV COUNT - 2819.

	HC	CO	CO2	NOX	NOX(CORR.)	HUCF
SAMPLE (CONCENTRATION)	240.	45.	1.61	80.		
BACKGROUND (CONCENTRATION)	12.	1.	0.06	0.		
MASS EMISSIONS (GM/MI)	3.76	1.47	811.82	4.38	4.16	0.950

COMPOSITE NJ/NY TEST

INLET PRESS. - 40.30 TEMP - 110. VOL/REV - 0.2703 REV COUNT - 1718.

SAMPLE (CONCENTRATION)	180.	45.	1.37	27.
BACKGROUND (CONCENTRATION)	6.	1.	0.06	0.

A-17

VEHICLE NO. - T1614170 DATE RECEIVED - 03/25/75

FEDERAL TEST PROCEDURE (1975) NUMBER - 8.
TEST COND : RUN DATE - 03/26/75 RUN NO -A08243 WB TEMP - 55.0 DB TEMP - 68.0 BARO - 29.78
INERTIA - 5000. IHP - 9.9 AHP - 13.4 ODOM - 25369.

ENGINE PARAMETERS : ODOMETER - 25369. DWELL - 30.0 TIMING - 12.0 IDLE RPM - 700. IDLE CO - 0.02

COLD START
INLET PRESS. - 40.50 TEMP - 110. VOL/REV - 0.2702 REV COUNT - 11613.

	HC	CO	CO2	NOX	NOX(CORR.)	HUCF
SAMPLE (CONCENTRATION)	58.	231.	2.46	207.		
BACKGROUND (CONCENTRATION)	6.	0.	0.04	0.		
MASS EMISSIONS (GRAMS)	2.21	19.83	3263.70	29.19	25.37	0.869

COLD STABILIZED
INLET PRESS. - 40.50 TEMP - 110. VOL/REV - 0.2702 REV COUNT - 19984.

	HC	CO	CO2	NOX	NOX(CORR.)	HUCF
SAMPLE (CONCENTRATION)	23.	30.	1.58	68.		
BACKGROUND (CONCENTRATION)	7.	1.	0.04	0.		
MASS EMISSIONS (GRAMS)	1.17	4.28	3573.99	16.50	14.34	0.869

HOT START
INLET PRESS. - 40.40 TEMP - 110. VOL/REV - 0.2702 REV COUNT - 11612.

	HC	CO	CO2	NOX	NOX(CORR.)	HUCF
SAMPLE (CONCENTRATION)	58.	86.	2.10	200.		
BACKGROUND (CONCENTRATION)	6.	0.	0.05	0.		
MASS EMISSIONS (GRAMS)	2.21	7.38	2765.22	28.21	24.52	0.869

COMPOSITE

MASS EMISSIONS (GM/MI)	0.45	2.27	873.81	6.02	5.23

FUEL ECONOMY (MPG) - 10.10

COMMENT :

VEHICLE NO. - T1614170 DATE RECEIVED - 03/25/75

SHORT TEST SEQUENCE NUMBER - 8.

TEST COND : RUN DATE - 03/26/75 RUN NO -A08243 WB TEMP - 55.0 DB TEMP - 68.0 BARO - 29.78

KEY MODE TEST

	MPH	HC,PPM	CO, %	NO,PPM
HI	49.	50.	0.06	3095.
LO	34.	42.	0.03	1416.
IDLE	0.	40.	0.03	245.

FEDERAL THREE-MODE TEST

HI	50.	50.	0.08	324.
LO	30.	48.	0.03	2409.
IDLE	0.	90.	0.03	109.

UNLOADED TEST

RPM - 2500. 100. 0.04 325.

COMMENTS :

EPA FEDERAL SHORT CYCLE TEST

INLET PRESS. - 40.50 TEMP - 110. VOL/REV - 0.2702 REV COUNT - 2828.

	HC	CO	CO2	NOX	NOX(CORR.)	HUCF
SAMPLE (CONCENTRATION)	56.	34.	1.57	98.		
BACKGROUND (CONCENTRATION)	7.	0.	0.05	0.		
MASS EMISSIONS (GM/MI)	0.81	1.14	798.36	5.38	4.68	0.869

COMPOSITE NJ/NY TEST

INLET PRESS. - 40.50 TEMP - 110. VOL/REV - 0.2702 REV COUNT - 1717.

SAMPLE (CONCENTRATION)	36.	23.	1.29	47.
BACKGROUND (CONCENTRATION)	6.	0.	0.05	0.

A-18

VEHICLE NO. - T1614170 DATE RECEIVED - 03/26/75

FEDERAL TEST PROCEDURE (1975) NUMBER - 9.
TEST COND : RUN DATE - 03/27/75 RUN NO -A08255 WB TEMP - 60.0 DB TEMP - 76.0 BARO - 29.81
INERTIA - 5000. IHP - 9.9 AHP - 13.4 ODOM - 25387.

ENGINE PARAMETERS : ODOMETER - 25387. DWELL - 28.0 TIMING - 12.0 IDLE RPM - 660. IDLE CO - 0.02

COLD START
INLET PRESS. - 40.40 TEMP - 110. VOL/REV - 0.2703 REV COUNT - 11608.

	HC	CO	CO2	NOX		
SAMPLE (CONCENTRATION)	64.	229.	2.48	190.		
BACKGROUND (CONCENTRATION)	11.	1.	0.06	0.		
					NOX(CORR.)	HUCF
MASS EMISSIONS (GRAMS)	2.26	19.60	3268.05	26.83	24.08	0.897

COLD STABILIZED
INLET PRESS. - 40.40 TEMP - 110. VOL/REV - 0.2703 REV COUNT - 19928.

	HC	CO	CO2	NOX		
SAMPLE (CONCENTRATION)	27.	32.	1.60	66.		
BACKGROUND (CONCENTRATION)	12.	3.	0.06	0.		
					NOX(CORR.)	HUCF
MASS EMISSIONS (GRAMS)	1.10	4.28	3570.26	16.00	14.36	0.897

HOT START
INLET PRESS. - 40.40 TEMP - 110. VOL/REV - 0.2702 REV COUNT - 11616.

	HC	CO	CO2	NOX		
SAMPLE (CONCENTRATION)	65.	132.	2.08	190.		
BACKGROUND (CONCENTRATION)	12.	9.	0.06	0.		
					NOX(CORR.)	HUCF
MASS EMISSIONS (GRAMS)	2.26	10.58	2728.75	26.84	24.08	0.897

COMPOSITE

MASS EMISSIONS (GM/MI)	0.45	2.50	870.79	5.71	5.13

FUEL ECONOMY (MPG) - 10.13

COMMENT :

VEHICLE NO. - T1614170 DATE RECEIVED - 03/26/75

SHORT TEST SEQUENCE NUMBER - 9.

TEST COND : RUN DATE - 03/27/75 RUN NO -A08255 WB TEMP - 60.0 DB TEMP - 76.0 BARO - 29.81

KEY MODE TEST

	MPH	HC,PPM	CO, %	NO,PPM
HI	49.	40.	0.07	2801.
LO	34.	35.	0.03	1319.
IDLE	0.	35.	0.03	245.

FEDERAL THREE-MODE TEST

HI	50.	40.	0.07	3241.
LO	30.	38.	0.04	2368.
IDLE	0.	80.	0.04	96.

UNLOADED TEST

RPM - 2500. 80. 0.05 445.

COMMENTS :

EPA FEDERAL SHORT CYCLE TEST

INLET PRESS. - 40.50 TEMP - 110. VOL/REV - 0.2702 REV COUNT - 2826.

	HC	CO	CO2	NOX	NOX(CORR.)	HUCF
SAMPLE (CONCENTRATION)	58.	36.	1.54	98.		
BACKGROUND (CONCENTRATION)	8.	0.	0.05	0.		
MASS EMISSIONS (GM/MI)	0.83	1.20	782.05	5.38	4.83	0.897

COMPOSITE NJ/NY TEST

INLET PRESS. - 40.50 TEMP - 110. VOL/REV - 0.2702 REV COUNT - 1718.

SAMPLE (CONCENTRATION)	46.	26.	1.27	42.
BACKGROUND (CONCENTRATION)	7.	0.	0.05	0.

A-21

VEHICLE NO. - T1614170 DATE RECEIVED - 03/27/75

FEDERAL TEST PROCEDURE (1975) NUMBER - 10.
TEST COND : RUN DATE - 03/28/75 RUN NO -A08257 WB TEMP - 56.0 DB TEMP - 74.0 BARO - 29.95
INERTIA - 5000. IHP - 9.9 AHP - 13.4 ODOM - 25411.

ENGINE PARAMETERS : ODOMETER - 25407. DWELL - 28.0 TIMING - 12.0 IDLE RPM - 650. IDLE CO - 0.02

COLD START
INLET PRESS. - 40.40 TEMP - 110. VOL/REV - 0.2702 REV COUNT - 11625.

	HC	CO	CO2	NOX	NOX(CORR.)	HUCF
SAMPLE (CONCENTRATION)	61.	270.	2.65	88.		
BACKGROUND (CONCENTRATION)	8.	0.	0.05	0.		
MASS EMISSIONS (GRAMS)	2.27	23.35	3533.31	12.50	10.60	0.848

COLD STABILIZED
INLET PRESS. - 40.40 TEMP - 110. VOL/REV - 0.2702 REV COUNT - 19994.

	HC	CO	CO2	NOX	NOX(CORR.)	HUCF
SAMPLE (CONCENTRATION)	25.	40.	1.68	40.		
BACKGROUND (CONCENTRATION)	10.	3.	0.05	1.		
MASS EMISSIONS (GRAMS)	1.11	5.50	3809.80	9.53	8.08	0.848

HOT START
INLET PRESS. - 40.60 TEMP - 110. VOL/REV - 0.2702 REV COUNT - 11619.

	HC	CO	CO2	NOX	NOX(CORR.)	HUCF
SAMPLE (CONCENTRATION)	86.	171.	2.19	74.		
BACKGROUND (CONCENTRATION)	7.	0.	0.04	0.		
MASS EMISSIONS (GRAMS)	3.38	14.78	2918.67	10.50	8.90	0.848

COMPOSITE

MASS EMISSIONS (GM/MI)	0.53	3.20	932.37	2.79	2.36

FUEL ECONOMY (MPG) - 9.45

COMMENT :

A-22

VEHICLE NO. - T1614170 DATE RECEIVED - 03/27/75

SHORT TEST SEQUENCE NUMBER -10.

TEST COND : RUN DATE - 03/28/75 RUN NO -A08257 WB TEMP - 56.0 DB TEMP - 74.0 BARO - 29.95

KEY MODE TEST

	MPH	HC,PPM	CO, %	NO,PPM
HI	49.	30.	0.08	693.
LO	34.	35.	0.04	1487.
IDLE	0.	38.	0.03	271.

FEDERAL THREE-MODE TEST

HI	50.	30.	0.08	1073.
LO	30.	40.	0.04	2605.
IDLE	0.	75.	0.03	82.

UNLOADED TEST

RPM - 2500.		48.	0.05	484.

COMMENTS :

EPA FEDERAL SHORT CYCLE TEST

INLET PRESS. - 40.50 TEMP - 110. VOL/REV - 0.2702 REV COUNT - 2813.

	HC	CO	CO2	NOX	NOX(CORR.)	HUCF
SAMPLE (CONCENTRATION)	60.	69.	1.56	64.		
BACKGROUND (CONCENTRATION)	9.	0.	0.06	1.		
MASS EMISSIONS (GM/MI)	0.84	2.29	783.67	3.44	2.92	0.848

COMPOSITE NJ/NY TEST

INLET PRESS. - 40.50 TEMP - 110. VOL/REV - 0.2702 REV COUNT - 1712.

SAMPLE (CONCENTRATION)	41.	60.	1.32	17.
BACKGROUND (CONCENTRATION)	8.	0.	0.05	0.

VEHICLE NO. - T1614170 DATE RECEIVED - 03/28/75

FEDERAL TEST PROCEDURE (1975) NUMBER - 11.
TEST COND : RUN DATE - 03/31/75 RUN NO -AC8265 WB TEMP - 63.0 DB TEMP - 75.0 BARO - 29.82
INERTIA - 5000. IHP - 9.9 AHP - 13.4 ODOM - 25440.

ENGINE PARAMETERS : ODOMETER - 25440. DWELL - 28.0 TIMING - 12.0 IDLE RPM - 650. IDLE CO - 0.04

COLD START
INLET PRESS. - 40.90 TEMP - 110. VOL/REV - 0.2701 REV COUNT - 11602.

	HC	CO	CO2	NOX	NOX(CORR.)	HUCF
SAMPLE (CONCENTRATION)	76.	377.	2.73	73.		
BACKGROUND (CONCENTRATION)	12.	3.	0.07	0.		
MASS EMISSIONS (GRAMS)	2.72	32.07	3584.06	10.28	9.87	0.960

COLD STABILIZED
INLET PRESS. - 40.90 TEMP - 110. VOL/REV - 0.2701 REV COUNT - 19914.

	HC	CO	CO2	NOX	NOX(CORR.)	HUCF
SAMPLE (CONCENTRATION)	31.	52.	1.73	35.		
BACKGROUND (CONCENTRATION)	15.	7.	0.07	1.		
MASS EMISSIONS (GRAMS)	1.17	6.62	3839.08	8.22	7.89	0.960

HOT START
INLET PRESS. - 40.70 TEMP - 110. VOL/REV - 0.2701 REV COUNT - 11605.

	HC	CO	CO2	NOX	NOX(CORR.)	HUCF
SAMPLE (CONCENTRATION)	96.	172.	2.28	64.		
BACKGROUND (CONCENTRATION)	25.	5.	0.07	0.		
MASS EMISSIONS (GRAMS)	3.02	14.33	2980.14	9.02	8.66	0.960

COMPOSITE

MASS EMISSIONS (GM/MI)	0.54	3.81	943.85	2.37	2.28

FUEL ECONOMY (MPG) - 9.33

COMMENT :

VEHICLE NO. - T1614170 DATE RECEIVED - 03/28/75

SHORT TEST SEQUENCE NUMBER -11.

TEST COND : RUN DATE - 03/31/75 RUN NO -AC8265 WB TEMP - 63.0 DB TEMP - 75.0 BARO - 29.82

KEY MODE TEST

	MPH	HC,PPM	CO, %	NO,PPM
HI	49.	22.	0.10	576.
LO	34.	25.	0.05	1258.
IDLE	0.	28.	0.04	218.

FEDERAL THREE-MODE TEST

HI	50.	28.	0.10	719.
LO	30.	35.	0.05	2217.
IDLE	0.	90.	0.04	82.

UNLOADED TEST

RPM - 2500.	60.	0.06	418.

COMMENTS :

EPA FEDERAL SHORT CYCLE TEST

INLET PRESS. - 40.70 TEMP - 110. VOL/REV - 0.2702 REV COUNT - 2821.

	HC	CO	CO2	NOX	NOX(CORR.)	HUCF
SAMPLE (CONCENTRATION)	65.	87.	1.64	55.		
BACKGROUND (CONCENTRATION)	19.	15.	0.08	0.		
MASS EMISSIONS (GM/MI)	0.76	2.40	817.34	3.01	2.89	0.960

COMPOSITE NJ/NY TEST

INLET PRESS. - 40.70 TEMP - 110. VOL/REV - 0.2702 REV COUNT - 1702.

SAMPLE (CONCENTRATION)	48.	62.	1.35	22.
BACKGROUND (CONCENTRATION)	18.	11.	0.07	1.

A-25

VEHICLE NO. - T1614170 DATE RECEIVED - 03/31/75

FEDERAL TEST PROCEDURE (1975) NUMBER - 12.
TEST COND : RUN DATE - 04/01/75 RUN NO -AC8280 WB TEMP - 60.0 DB TEMP - 71.0 BARO - 29.97
INERTIA - 5000. IHP - 9.9 AHP - 13.4 ODOM - 25471.

ENGINE PARAMETERS : ODOMETER - 25471. DWELL - 28.0 TIMING - 12.0 IDLE RPM - 650. IDLE CO - 0.04

COLD START
INLET PRESS. - 40.80 TEMP - 110. VOL/REV - 0.2701 REV COUNT - 11613.

	HC	CO	CO2	NOX		
SAMPLE (CONCENTRATION)	68.	322.	2.69	84.		
BACKGROUND (CONCENTRATION)	12.	2.	0.06	0.		
					NOX(CORR.)	HUCF
MASS EMISSIONS (GRAMS)	2.39	27.63	3567.82	11.91	11.06	0.928

COLD STABILIZED
INLET PRESS. - 40.80 TEMP - 110. VOL/REV - 0.2701 REV COUNT - 19904.

	HC	CO	CO2	NOX		
SAMPLE (CONCENTRATION)	27.	38.	1.72	36.		
BACKGROUND (CONCENTRATION)	13.	4.	0.07	0.		
					NOX(CORR.)	HUCF
MASS EMISSIONS (GRAMS)	1.03	5.03	3836.42	8.75	8.13	0.928

HOT START
INLET PRESS. - 40.50 TEMP - 110. VOL/REV - 0.2702 REV COUNT - 11621.

	HC	CO	CO2	NOX		
SAMPLE (CONCENTRATION)	135.	172.	2.24	70.		
BACKGROUND (CONCENTRATION)	8.	1.	0.05	0.		
					NOX(CORR.)	HUCF
MASS EMISSIONS (GRAMS)	5.44	14.79	2976.50	9.95	9.24	0.928

COMPOSITE

MASS EMISSIONS (GM/MI)	0.69	3.38	942.29	2.61	2.42

FUEL ECONOMY (MPG) - 9.34

COMMENT :

VEHICLE NO. - T1614170 DATE RECEIVED - 03/31/75

SHORT TEST SEQUENCE NUMBER -12.

TEST COND : RUN DATE - 04/01/75 RUN NO -AC8280 WB TEMP - 60.0 DB TEMP - 71.0 BARO - 29.97

KEY MODE TEST

	MPH	HC,PPM	CO, %	NO,PPM
HI	49.	35.	0.07	732.
LO	34.	35.	0.05	1511.
IDLE	0.	30.	0.04	245.

FEDERAL THREE-MODE TEST

HI	50.	32.	0.08	948.
LO	30.	38.	0.05	2507.
IDLE	0.	48.	0.04	96.

UNLOADED TEST

RPM - 2500.	60.	0.05	445.

COMMENTS :

EPA FEDERAL SHORT CYCLE TEST

INLET PRESS. - 40.60 TEMP - 110. VOL/REV - 0.2701 REV COUNT - 2817.

	HC	CO	CO2	NOX	NOX(CORR.)	HUCF
SAMPLE (CONCENTRATION)	49.	45.	1.62	72.		
BACKGROUND (CONCENTRATION)	9.	1.	0.06	0.		
MASS EMISSIONS (GM/MI)	0.66	1.46	815.88	3.94	3.66	0.928

COMPOSITE NJ/NY TEST

INLET PRESS. - 40.60 TEMP - 110. VOL/REV - 0.2701 REV COUNT - 1724.

SAMPLE (CONCENTRATION)	27.	30.	1.38	26.
BACKGROUND (CONCENTRATION)	8.	0.	0.05	0.

VEHICLE NO. - T1614170 DATE RECEIVED - 04/01/75

FEDERAL TEST PROCEDURE (1975) NUMBER - 13.
TEST COND : RUN DATE - 04/02/75 RUN NO -AC8292 WB TEMP - 59.0 DB TEMP - 72.0 BARO - 30.13
INERTIA - 5000. IHP - 9.9 AHP - 13.4 ODOM - 25494.

ENGINE PARAMETERS : ODOMETER - 25491. DWELL - 28.0 TIMING - 12.0 IDLE RPM - 650. IDLE CO - 0.04

COLD START
INLET PRESS. - 40.60 TEMP - 110. VOL/REV - 0.2702 REV COUNT - 11601.

	HC	CO	CO2	NOX	NOX(CORR.)	HUCF
SAMPLE (CONCENTRATION)	68.	255.	2.66	64.		
BACKGROUND (CONCENTRATION)	13.	3.	0.07	1.		
MASS EMISSIONS (GRAMS)	2.37	21.89	3533.97	8.99	8.12	0.903

COLD STABILIZED
INLET PRESS. - 40.60 TEMP - 110. VOL/REV - 0.2702 REV COUNT - 19913.

	HC	CO	CO2	NOX	NOX(CORR.)	HUCF
SAMPLE (CONCENTRATION)	27.	34.	1.71	37.		
BACKGROUND (CONCENTRATION)	15.	3.	0.06	1.		
MASS EMISSIONS (GRAMS)	0.89	4.62	3864.45	8.82	7.96	0.903

HOT START
INLET PRESS. - 40.70 TEMP - 110. VOL/REV - 0.2701 REV COUNT - 11607.

	HC	CO	CO2	NOX	NOX(CORR.)	HUCF
SAMPLE (CONCENTRATION)	93.	165.	2.24	67.		
BACKGROUND (CONCENTRATION)	15.	6.	0.07	0.		
MASS EMISSIONS (GRAMS)	3.35	13.81	2960.52	9.56	8.63	0.903

COMPOSITE

MASS EMISSIONS (GM/MI)	0.51	2.92	942.87	2.42	2.18

FUEL ECONOMY (MPG) - 9.35

COMMENT :

A-28

VEHICLE NO. - T1614170 DATE RECEIVED - 04/01/75

SHORT TEST SEQUENCE NUMBER -13.

TEST COND : RUN DATE - 04/02/75 RUN NO -A08292 WB TEMP - 59.0 DB TEMP - 72.0 BARO - 30.13

KEY MODE TEST

	MPH	HC,PPM	CO, %	NO,PPM
HI	49.	32.	0.06	641.
LO	34.	35.	0.03	1416.
IDLE	0.	35.	0.03	231.

FEDERAL THREE-MODE TEST

HI	50.	35.	0.06	1073.
LO	30.	42.	0.03	2654.
IDLE	0.	55.	0.03	96.

UNLOADED TEST

RPM - 2500. 60. 0.04 458.

COMMENTS :

EPA FEDERAL SHORT CYCLE TEST

INLET PRESS. - 40.90 TEMP - 110. VOL/REV - 0.2700 REV COUNT - 2825.

	HC	CO	CO2	NOX	NOX(CORR.)	HUCF
SAMPLE (CONCENTRATION)	52.	47.	1.60	82.		
BACKGROUND (CONCENTRATION)	14.	9.	0.07	1.		
MASS EMISSIONS (GM/MI)	0.63	1.27	802.16	4.44	4.01	0.903

COMPOSITE NJ/NY TEST

INLET PRESS. - 40.90 TEMP - 110. VOL/REV - 0.2700 REV COUNT - 1711.

SAMPLE (CONCENTRATION)	38.	56.	1.35	27.
BACKGROUND (CONCENTRATION)	19.	28.	0.06	1.

VEHICLE NO. - T1614170 DATE RECEIVED - 04/02/75

FEDERAL TEST PROCEDURE (1975) NUMBER - 14.
TEST COND : RUN DATE - 04/03/75 RUN NO -AC83C6 WB TEMP - 55.0 DB TEMP - 69.0 BARO - 29.97
INERTIA - 5000. IHP - 9.9 AHP - 13.4 ODOM - 25518.

ENGINE PARAMETERS : ODOMETER - 25514. DWELL - 28.0 TIMING - 12.0 IDLE RPM - 625. IDLE CO - 0.04

COLD START
INLET PRESS. - 40.90 TEMP - 110. VOL/REV - 0.2700 REV COUNT - 11601.

	HC	CO	CO2	NOX	NOX(CORR.)	HUCF
SAMPLE (CONCENTRATION)	1080.	1211.	2.85	82.		
BACKGROUND (CONCENTRATION)	14.	7.	0.06	0.		
MASS EMISSIONS (GRAMS)	45.51	103.78	3778.53	11.61	10.01	0.862

COLD STABILIZED
INLET PRESS. - 40.90 TEMP - 110. VOL/REV - 0.2700 REV COUNT - 19949.

	HC	CO	CO2	NOX	NOX(CORR.)	HUCF
SAMPLE (CONCENTRATION)	366.	903.	1.90	30.		
BACKGROUND (CONCENTRATION)	18.	24.	0.07	0.		
MASS EMISSIONS (GRAMS)	25.55	130.29	4261.82	7.30	6.30	0.862

HOT START
INLET PRESS. - 40.60 TEMP - 110. VOL/REV - 0.2701 REV COUNT - 11547.

	HC	CO	CO2	NOX	NOX(CORR.)	HUCF
SAMPLE (CONCENTRATION)	789.	631.	2.46	70.		
BACKGROUND (CONCENTRATION)	11.	17.	0.07	0.		
MASS EMISSIONS (GRAMS)	33.10	52.74	3225.57	9.88	8.51	0.862

COMPOSITE

MASS EMISSIONS (GM/MI)	8.53	27.33	1030.02	2.39	2.06

FUEL ECONOMY (MPG) - 8.07

COMMENT :

VEHICLE NO. - T1614170 DATE RECEIVED - 04/02/75

SHORT TEST SEQUENCE NUMBER -14.

TEST COND : RUN DATE - 04/03/75 RUN NO -A08306 WB TEMP - 55.0 DB TEMP - 69.0 BARO - 29.97

KEY MODE TEST

	MPH	HC,PPM	CO, %	NO,PPM
HI	49.	290.	0.08	796.
LO	34.	400.	0.05	1792.
IDLE	0.	500.	3.00	68.

FEDERAL THREE-MODE TEST

HI	50.	325.	0.10	1148.
LO	30.	440.	0.07	2409.
IDLE	0.	250.	1.75	68.

UNLOADED TEST

RPM - 2500.		250.	0.12	641.

COMMENTS :

EPA FEDERAL SHORT CYCLE TEST

INLET PRESS. - 40.80 TEMP - 110. VOL/REV - 0.2700 REV COUNT - 2832.

	HC	CO	CO2	NOX	NOX(CORR.)	HUCF
SAMPLE (CONCENTRATION)	417.	1543.	1.80	45.		
BACKGROUND (CONCENTRATION)	15.	17.	0.06	0.		
MASS EMISSIONS (GM/MI)	6.66	51.05	914.52	2.47	2.13	0.862

COMPOSITE NJ/NY TEST

INLET PRESS. - 40.80 TEMP - 110. VOL/REV - 0.2700 REV COUNT - 1701.

SAMPLE (CONCENTRATION)	675.	2436.	1.43	12.
BACKGROUND (CONCENTRATION)	12.	11.	0.05	0.

VEHICLE NO. - T1614170 DATE RECEIVED - 04/03/75

FEDERAL TEST PROCEDURE (1975) NUMBER - 15.
TEST COND : RUN DATE - 04/04/75 RUN NO -A08319 WB TEMP - 60.0 DB TEMP - 72.0 BARO - 29.89
INERTIA - 5000. IHP - 9.9 AHP - 13.4 ODOM - 25548.

ENGINE PARAMETERS : ODOMETER - 25548. DWELL - 28.0 TIMING - 12.0 IDLE RPM - 610. IDLE CO - 0.02

COLD START
INLET PRESS. - 40.60 TEMP - 110. VOL/REV - 0.2701 REV COUNT - 11632.

	HC	CO	CO2	NOX		
SAMPLE (CONCENTRATION)	1228.	596.	2.70	95.		
BACKGROUND (CONCENTRATION)	19.	26.	0.07	1.		
					NOX(CORR.)	HUCF
MASS EMISSIONS (GRAMS)	51.66	49.18	3565.00	13.32	12.29	0.923

COLD STABILIZED
INLET PRESS. - 40.60 TEMP - 110. VOL/REV - 0.2701 REV COUNT - 19932.

	HC	CO	CO2	NOX		
SAMPLE (CONCENTRATION)	582.	91.	1.72	42.		
BACKGROUND (CONCENTRATION)	20.	26.	0.06	1.		
					NOX(CORR.)	HUCF
MASS EMISSIONS (GRAMS)	41.15	9.61	3855.75	9.96	9.19	0.923

HOT START
INLET PRESS. - 40.80 TEMP - 110. VOL/REV - 0.2700 REV COUNT - 11611.

	HC	CO	CO2	NOX		
SAMPLE (CONCENTRATION)	864.	232.	2.27	69.		
BACKGROUND (CONCENTRATION)	17.	6.	0.05	0.		
					NOX(CORR.)	HUCF
MASS EMISSIONS (GRAMS)	36.10	19.45	3001.05	9.75	9.00	0.923

COMPOSITE

MASS EMISSIONS (GM/MI)	11.19	5.58	946.57	2.83	2.61

FUEL ECONOMY (MPG) - 8.96

COMMENT :

A-32

VEHICLE NO. - T1614170 DATE RECEIVED - 04/03/75

SHORT TEST SEQUENCE NUMBER -15.

TEST COND : RUN DATE - 04/04/75 RUN NO -A08319 WB TEMP - 60.0 DB TEMP - 72.0 BARO - 29.89

KEY MODE TEST

	MPH	HC,PPM	CO, %	NO,PPM
HI	49.	400.	0.08	885.
LO	34.	475.	0.05	1815.
IDLE	0.	330.	0.04	271.

FEDERAL THREE-MODE TEST

HI	50.	460.	0.08	1123.
LO	30.	540.	0.06	2605.
IDLE	0.	240.	0.04	82.

UNLOADED TEST

RPM - 2500.		400.	0.07	109.

COMMENTS :

EPA FEDERAL SHORT CYCLE TEST

INLET PRESS. - 40.70 TEMP - 110. VOL/REV - 0.2701 REV COUNT - 2788.

	HC	CO	CO2	NOX	NOX(CORR.)	HUCF
SAMPLE (CONCENTRATION)	564.	92.	1.63	92.		
BACKGROUND (CONCENTRATION)	24.	39.	0.06	0.		
MASS EMISSIONS (GM/MI)	8.81	1.75	812.65	4.98	4.59	0.923

COMPOSITE NJ/NY TEST

INLET PRESS. - 40.70 TEMP - 110. VOL/REV - 0.2701 REV COUNT - 1698.

SAMPLE (CONCENTRATION)	450.	56.	1.36	35.
BACKGROUND (CONCENTRATION)	21.	11.	0.06	0.

VEHICLE NO. - T1614170 DATE RECEIVED - 04/04/75

FEDERAL TEST PROCEDURE (1975) NUMBER - 16.
TEST COND : RUN DATE - 04/08/75 RUN NO -A08343 WB TEMP - 62.0 DB TEMP - 73.0 BARO - 29.82
INERTIA - 5000. IHP - 9.6 AHP - 13.4 ODOM - 25571.

ENGINE PARAMETERS : ODOMETER - 25568. DWELL - 28.0 TIMING - 12.0 IDLE RPM - 660. IDLE CO - 0.03

COLD START
INLET PRESS. - 41.00 TEMP - 110. VOL/REV - 0.2700 REV COUNT - 11596.

	HC	CO	CO2	NOX		
SAMPLE (CONCENTRATION)	975.	344.	2.37	182.		
BACKGROUND (CONCENTRATION)	23.	5.	0.06	2.		
					NOX(CORR.)	HUCF
MASS EMISSIONS (GRAMS)	40.39	29.04	3108.86	25.33	24.16	0.954

COLD STABILIZED
INLET PRESS. - 41.00 TEMP - 110. VOL/REV - 0.2700 REV COUNT - 19940.

	HC	CO	CO2	NOX		
SAMPLE (CONCENTRATION)	460.	66.	1.56	69.		
BACKGROUND (CONCENTRATION)	22.	4.	0.06	1.		
					NOX(CORR.)	HUCF
MASS EMISSIONS (GRAMS)	31.95	9.13	3471.34	16.45	15.70	0.954

HOT START
INLET PRESS. - 40.90 TEMP - 110. VOL/REV - 0.2700 REV COUNT - 11620.

	HC	CO	CO2	NOX		
SAMPLE (CONCENTRATION)	804.	191.	2.03	175.		
BACKGROUND (CONCENTRATION)	19.	4.	0.06	2.		
					NOX(CORR.)	HUCF
MASS EMISSIONS (GRAMS)	33.38	16.06	2657.49	24.40	23.28	0.954

COMPOSITE

MASS EMISSIONS (GM/MI)	9.11	4.10	843.06	5.50	5.25

FUEL ECONOMY (MPG) - 10.10

COMMENT :

VEHICLE NO. - T1614170 DATE RECEIVED - 04/04/75

SHORT TEST SEQUENCE NUMBER -16.

TEST COND : RUN DATE - 04/08/75 RUN NO -A08343 WB TEMP - 62.0 DB TEMP - 73.0 BARO - 29.82

KEY MODE TEST

	MPH	HC,PPM	CO, %	NO,PPM
HI	49.	490.	0.08	2703.
LO	34.	285.	0.05	1535.
IDLE	0.	195.	0.04	150.

FEDERAL THREE-MODE TEST

HI	50.	525.	0.10	2899.
LO	30.	380.	0.05	2458.
IDLE	0.	160.	0.04	82.

UNLOADED TEST

RPM - 2500.	330.	0.07	576.

COMMENTS :

A-35

EPA FEDERAL SHORT CYCLE TEST
INLET PRESS. - 40.90 TEMP - 110. VOL/REV - 0.2700 REV COUNT - 2819.

	HC	CO	CO2	NOX	NOX(CORR.)	HUCF
SAMPLE (CONCENTRATION)	506.	97.	1.54	80.		
BACKGROUND (CONCENTRATION)	24.	9.	0.06	2.		
MASS EMISSIONS (GM/MI)	7.95	2.93	774.30	4.27	4.07	0.954

COMPOSITE NJ/NY TEST
INLET PRESS. - 40.90 TEMP - 110. VOL/REV - 0.2700 REV COUNT - 1719.

SAMPLE (CONCENTRATION)	419.	74.	1.24	39.
BACKGROUND (CONCENTRATION)	24.	8.	0.07	2.

VEHICLE NO. - T1614170 DATE RECEIVED - 04/08/75

FEDERAL TEST PROCEDURE (1975) NUMBER - 17.
TEST COND : RUN DATE - 04/11/75 RUN NO -A08376 WB TEMP - 61.0 DB TEMP - 73.0 BARO - 29.93
INERTIA - 5000. IHP - 9.6 AHP - 13.4 ODOM - 25605.

ENGINE PARAMETERS : ODOMETER - 25591. DWELL - 28.0 TIMING - 12.0 IDLE RPM - 625. IDLE CO - 0.02

COLD START
INLET PRESS. - 40.80 TEMP - 110. VOL/REV - 0.2700 REV COUNT - 11624.

	HC	CO	CO2	NOX		
SAMPLE (CONCENTRATION)	71.	252.	2.63	74.		
BACKGROUND (CONCENTRATION)	10.	6.	0.07	1.		
					NOX(CORR.)	HUCF
MASS EMISSIONS (GRAMS)	2.61	21.22	3469.70	10.34	9.66	0.934

COLD STABILIZED
INLET PRESS. - 40.80 TEMP - 110. VOL/REV - 0.2700 REV COUNT - 19926.

	HC	CO	CO2	NOX		
SAMPLE (CONCENTRATION)	25.	51.	1.60	31.		
BACKGROUND (CONCENTRATION)	9.	5.	0.06	0.		
					NOX(CORR.)	HUCF
MASS EMISSIONS (GRAMS)	1.17	6.80	3577.98	7.53	7.03	0.934

HOT START
INLET PRESS. - 41.20 TEMP - 110. VOL/REV - 0.2698 REV COUNT - 11593.

	HC	CO	CO2	NOX		
SAMPLE (CONCENTRATION)	80.	135.	2.12	57.		
BACKGROUND (CONCENTRATION)	8.	3.	0.06	0.		
					NOX(CORR.)	HUCF
MASS EMISSIONS (GRAMS)	3.06	11.34	2779.48	8.04	7.51	0.934

COMPOSITE

MASS EMISSIONS (GM/MI)	0.54	2.99	887.23	2.21	2.06

FUEL ECONOMY (MPG) - 9.93

COMMENT :

VEHICLE NO. - T1614170 DATE RECEIVED - 04/08/75

SHORT TEST SEQUENCE NUMBER -17.

TEST COND : RUN DATE - 04/11/75 RUN NO -A08376 WB TEMP - 61.0 DB TEMP - 73.0 BARO - 29.93

KEY MODE TEST

	MPH	HC,PPM	CO, %	NO,PPM
HI	49.	35.	0.06	667.
LO	34.	30.	0.04	1246.
IDLE	0.	35.	0.04	123.

FEDERAL THREE-MODE TEST

HI	50.	30.	0.06	872.
LO	30.	38.	0.04	2151.
IDLE	0.	45.	0.04	68.

UNLOADED TEST

RPM - 2500.	75.	0.06	109.

COMMENTS :

EPA FEDERAL SHORT CYCLE TEST

INLET PRESS. - 41.60 TEMP - 110. VOL/REV - 0.2697 REV COUNT - 2802.

	HC	CO	CO2	NOX	NOX(CORR.)	HUCF
SAMPLE (CONCENTRATION)	67.	63.	1.56	46.		
BACKGROUND (CONCENTRATION)	9.	5.	0.05	0.		
MASS EMISSIONS (GM/MI)	0.95	1.92	784.36	2.50	2.33	0.934

COMPOSITE NJ/NY TEST

INLET PRESS. - 41.60 TEMP - 110. VOL/REV - 0.2697 REV COUNT - 1704.

SAMPLE (CONCENTRATION)	38.	56.	1.45	28.
BACKGROUND (CONCENTRATION)	8.	3.	0.06	0.

VEHICLE NO. - T1614170 DATE RECEIVED - 04/14/75

FEDERAL TEST PROCEDURE (1975) NUMBER - 18.
TEST COND : RUN DATE - 04/17/75 RUN NO -A08430 WB TEMP - 62.0 DB TEMP - 73.0 BARO - 29.89
INERTIA - 5000. IHP - 7.1 AHP - 13.4 ODOM - 25640.

ENGINE PARAMETERS : ODOMETER - 25633. DWELL - 28.0 TIMING - 12.0 IDLE RPM - 700. IDLE CO - 2.60

COLD START
INLET PRESS. - 41.30 TEMP - 110. VOL/REV - 0.2699 REV COUNT - 11643.

	HC	CO	CO2	NOX		
SAMPLE (CONCENTRATION)	75.	380.	2.54	201.		
BACKGROUND (CONCENTRATION)	15.	16.	0.08	1.		
					NOX(CORR.)	HUCF
MASS EMISSIONS (GRAMS)	2.56	31.35	3328.86	28.30	26.97	0.953

COLD STABILIZED
INLET PRESS. - 41.30 TEMP - 110. VOL/REV - 0.2699 REV COUNT - 19926.

	HC	CO	CO2	NOX		
SAMPLE (CONCENTRATION)	29.	52.	1.64	61.		
BACKGROUND (CONCENTRATION)	15.	14.	0.06	1.		
					NOX(CORR.)	HUCF
MASS EMISSIONS (GRAMS)	1.02	5.60	3659.09	14.53	13.85	0.953

HOT START
INLET PRESS. - 41.40 TEMP - 110. VOL/REV - 0.2699 REV COUNT - 11616.

	HC	CO	CO2	NOX		
SAMPLE (CONCENTRATION)	49.	160.	2.13	181.		
BACKGROUND (CONCENTRATION)	14.	8.	0.06	0.		
					NOX(CORR.)	HUCF
MASS EMISSIONS (GRAMS)	1.49	13.06	2793.86	25.54	24.34	0.953

COMPOSITE

MASS EMISSIONS (GM/MI)	0.40	3.54	891.07	5.50	5.24

FUEL ECONOMY (MPG) - 9.88

COMMENT :

VEHICLE NO. - T1614170 DATE RECEIVED - 04/14/75

SHORT TEST SEQUENCE NUMBER -18.

TEST COND : RUN DATE - 04/17/75 RUN NO -A08430 WB TEMP - 62.0 DB TEMP - 73.0 BARO - 29.89

KEY MODE TEST

	MPH	HC,PPM	CO, %	NO,PPM
HI	49.	52.	0.07	3193.
LO	34.	38.	0.04	1803.
IDLE	0.	32.	0.04	164.

FEDERAL THREE-MODE TEST

HI	50.	48.	0.07	3535.
LO	30.	45.	0.05	2752.
IDLE	0.	32.	0.04	96.

UNLOADED TEST

RPM - 2500.	42.	0.05	458.

COMMENTS :

EPA FEDERAL SHORT CYCLE TEST

INLET PRESS. - 41.30 TEMP - 110. VOL/REV - 0.2699 REV COUNT - 2821.

	HC	CO	CO2	NOX	NOX(CORR.)	HUCF
SAMPLE (CONCENTRATION)	35.	158.	1.61	60.		
BACKGROUND (CONCENTRATION)	12.	10.	0.04	0.		
MASS EMISSIONS (GM/MI)	0.38	4.93	821.66	3.28	3.13	0.953

COMPOSITE NJ/NY TEST

INLET PRESS. - 41.30 TEMP - 110. VOL/REV - 0.2699 REV COUNT - 1701.

SAMPLE (CONCENTRATION)	80.	794.	1.38	34.
BACKGROUND (CONCENTRATION)	14.	50.	0.05	1.

VEHICLE NO. - T1614170 DATE RECEIVED - 04/17/75

FEDERAL TEST PROCEDURE (1975) NUMBER - 19.
TEST COND : RUN DATE - 04/18/75 RUN NO -A08443 WB TEMP - 62.0 DB TEMP - 73.0 BARO - 30.10
INERTIA - 5000. IHP - 7.1 AHP - 13.4 ODOM - 25665.

ENGINE PARAMETERS : ODOMETER - 25660. DWELL - 28.0 TIMING - 18.0 IDLE RPM - 790. IDLE CO - 0.03

COLD START
INLET PRESS. - 48.20 TEMP - 110. VOL/REV - 0.2662 REV COUNT - 11583.

	HC	CO	CO2	NOX	NOX(CORR.)	HUCF
SAMPLE (CONCENTRATION)	82.	289.	2.45	44.		
BACKGROUND (CONCENTRATION)	12.	5.	0.07	0.		
MASS EMISSIONS (GRAMS)	2.90	23.74	3125.08	6.04	5.74	0.951

COLD STABILIZED
INLET PRESS. - 48.20 TEMP - 110. VOL/REV - 0.2662 REV COUNT - 19918.

	HC	CO	CO2	NOX	NOX(CORR.)	HUCF
SAMPLE (CONCENTRATION)	30.	39.	1.60	16.		
BACKGROUND (CONCENTRATION)	12.	4.	0.07	0.		
MASS EMISSIONS (GRAMS)	1.28	5.03	3454.62	3.78	3.59	0.951

HOT START
INLET PRESS. - 42.60 TEMP - 110. VOL/REV - 0.2690 REV COUNT - 11601.

	HC	CO	CO2	NOX	NOX(CORR.)	HUCF
SAMPLE (CONCENTRATION)	66.	162.	2.06	33.		
BACKGROUND (CONCENTRATION)	13.	3.	0.07	0.		
MASS EMISSIONS (GRAMS)	2.25	13.66	2685.59	4.66	4.43	0.951

COMPOSITE

MASS EMISSIONS (GM/MI)	0.51	3.07	843.89	1.20	1.14

FUEL ECONOMY (MPG) - 10.44

COMMENT :

VEHICLE NO. - T1614170 DATE RECEIVED - 04/17/75

SHORT TEST SEQUENCE NUMBER -19.

TEST COND : RUN DATE - 04/18/75 RUN NO -A08443 WB TEMP - 62.0 DB TEMP - 73.0 BARO - 30.10

KEY MODE TEST

	MPH	HC,PPM	CO, %	NO,PPM
HI	49.	49.	0.07	1283.
LO	34.	38.	0.04	2556.
IDLE	0.	30.	0.03	218.

FEDERAL THREE-MODE TEST

HI	50.	40.	0.07	1699.
LO	30.	35.	0.04	999.
IDLE	0.	28.	0.03	101.

UNLOADED TEST

RPM - 2500.	35.	0.03	706.

COMMENTS :

EPA FEDERAL SHORT CYCLE TEST

INLET PRESS. - 42.50 TEMP - 110. VOL/REV - 0.2691 REV COUNT - 2826.

	HC	CO	CO2	NOX	NOX(CORR.)	HUCF
SAMPLE (CONCENTRATION)	33.	87.	1.59	25.		
BACKGROUND (CONCENTRATION)	11.	11.	0.04	0.		
MASS EMISSIONS (GM/MI)	0.36	2.53	810.23	1.37	1.30	0.951

COMPOSITE NJ/NY TEST

INLET PRESS. - 42.50 TEMP - 110. VOL/REV - 0.2691 REV COUNT - 1703.

SAMPLE (CONCENTRATION)	61.	513.	1.36	9.
BACKGROUND (CONCENTRATION)	10.	4.	0.06	0.

VEHICLE NO. - T1614170 DATE RECEIVED - 04/17/75

FEDERAL TEST PROCEDURE (1975) NUMBER - 20.
TEST COND : RUN DATE - 04/19/75 RUN NO -AC8446 WB TEMP - 62.0 DB TEMP - 72.0 BARO - 30.10
INERTIA - 5000. IHP - 7.1 AHP - 13.4 ODOM - 25689.

ENGINE PARAMETERS : ODOMETER - 25685. DWELL - 28.0 TIMING - 18.0 IDLE RPM - 790. IDLE CO - 0.03

COLD START
INLET PRESS. - 42.20 TEMP - 110. VOL/REV - 0.2694 REV COUNT - 11618.

	HC	CO	CO2	NOX		
SAMPLE (CONCENTRATION)	71.	280.	2.45	114.		
BACKGROUND (CONCENTRATION)	9.	1.	0.05	1.		
					NOX(CORR.)	HUCF
MASS EMISSIONS (GRAMS)	2.65	24.06	3252.02	16.01	15.33	0.958

COLD STABILIZED
INLET PRESS. - 42.20 TEMP - 110. VOL/REV - 0.2694 REV COUNT - 19944.

	HC	CO	CO2	NOX		
SAMPLE (CONCENTRATION)	28.	35.	1.58	42.		
BACKGROUND (CONCENTRATION)	9.	2.	0.05	1.		
					NOX(CORR.)	HUCF
MASS EMISSIONS (GRAMS)	1.39	4.89	3558.88	9.97	9.55	0.958

HOT START
INLET PRESS. - 42.20 TEMP - 110. VOL/REV - 0.2693 REV COUNT - 11603.

	HC	CO	CO2	NOX		
SAMPLE (CONCENTRATION)	48.	78.	2.07	78.		
BACKGROUND (CONCENTRATION)	8.	1.	0.05	0.		
					NOX(CORR.)	HUCF
MASS EMISSIONS (GRAMS)	1.71	6.63	2732.57	11.03	10.57	0.958

COMPOSITE

MASS EMISSIONS (GM/MI)	0.47	2.53	868.64	3.09	2.96

FUEL ECONOMY (MPG) - 10.15

COMMENT :

VEHICLE NO. - T1614170 DATE RECEIVED - 04/17/75

SHORT TEST SEQUENCE NUMBER -20.

TEST COND : RUN DATE - 04/19/75 RUN NO -A08446 WB TEMP - 62.0 DB TEMP - 72.0 BARO - 30.10

KEY MODE TEST

	MPH	HC,PPM	CO, %	NO,PPM
HI	49.	38.	0.04	1011.
LO	34.	35.	0.03	1559.
IDLE	0.	30.	0.03	164.

FEDERAL THREE-MODE TEST

HI	50.	38.	0.05	1380.
LO	30.	35.	0.04	511.
IDLE	0.	25.	0.03	68.

UNLOADED TEST

RPM - 2500.	120.	0.03	431.

COMMENTS :

EPA FEDERAL SHORT CYCLE TEST

INLET PRESS. - 42.40 TEMP - 110. VOL/REV - 0.2693 REV COUNT - 2806.

	HC	CO	CO2	NOX	NOX(CORR.)	HUCF
SAMPLE (CONCENTRATION)	33.	42.	1.64	76.		
BACKGROUND (CONCENTRATION)	9.	1.	0.05	0.		
MASS EMISSIONS (GM/MI)	0.39	1.36	825.87	4.13	3.95	0.958

COMPOSITE NJ/NY TEST

INLET PRESS. - 42.40 TEMP - 110. VOL/REV - 0.2693 REV COUNT - 1697.

SAMPLE (CONCENTRATION)	35.	104.	1.53	33.
BACKGROUND (CONCENTRATION)	8.	0.	0.06	0.

VEHICLE NO. - T1614170 DATE RECEIVED - 04/19/75

FEDERAL TEST PROCEDURE (1975) NUMBER - 21.
TEST COND : RUN DATE - 04/21/75 RUN NO -AC8457 WB TEMP - 64.0 DB TEMP - 74.0 BARO - 29.93
INERTIA - 5000. IHP - 7.1 AHP - 13.4 ODOM - 25716.

ENGINE PARAMETERS : ODOMETER - 25689. DWELL - 28.0 TIMING - 6.0 IDLE RPM - 720. IDLE CO - 0.03

COLD START
INLET PRESS. - 42.00 TEMP - 110. VOL/REV - 0.2695 REV COUNT - 11594.

	HC	CO	CO2	NOX		
SAMPLE (CONCENTRATION)	84.	509.	2.88	63.		
BACKGROUND (CONCENTRATION)	21.	9.	0.06	0.		
					NOX(CORR.)	HUCF
MASS EMISSIONS (GRAMS)	2.67	42.80	3792.70	8.86	8.74	0.987

COLD STABILIZED
INLET PRESS. - 42.00 TEMP - 110. VOL/REV - 0.2695 REV COUNT - 19924.

	HC	CO	CO2	NOX		
SAMPLE (CONCENTRATION)	26.	40.	1.93	28.		
BACKGROUND (CONCENTRATION)	19.	5.	0.06	0.		
					NOX(CORR.)	HUCF
MASS EMISSIONS (GRAMS)	0.51	5.15	4321.99	6.77	6.68	0.987

HOT START
INLET PRESS. - 41.60 TEMP - 110. VOL/REV - 0.2698 REV COUNT - 11610.

	HC	CO	CO2	NOX		
SAMPLE (CONCENTRATION)	111.	289.	2.54	49.		
BACKGROUND (CONCENTRATION)	18.	6.	0.06	0.		
					NOX(CORR.)	HUCF
MASS EMISSIONS (GRAMS)	3.96	24.31	3347.41	6.92	6.82	0.987

COMPOSITE

MASS EMISSIONS (GM/MI)	0.52	4.99	1048.12	1.94	1.91

FUEL ECONOMY (MPG) - 8.39

COMMENT :

VEHICLE NO. - T1614170 DATE RECEIVED - 04/19/75

SHORT TEST SEQUENCE NUMBER -21.

TEST COND : RUN DATE - 04/21/75 RUN NO -A08457 WB TEMP - 64.0 DB TEMP - 74.0 BARO - 29.93

KEY MODE TEST

	MPH	HC,PPM	CO, %	NO,PPM
HI	49.	32.	0.04	537.
LO	34.	30.	0.03	1086.
IDLE	0.	30.	0.03	82.

FEDERAL THREE-MODE TEST

HI	50.	30.	0.05	732.
LO	30.	32.	0.04	277.
IDLE	0.	28.	0.03	55.

UNLOADED TEST

RPM - 2500.		30.	0.04	352.

COMMENTS :

A-45

EPA FEDERAL SHORT CYCLE TEST
INLET PRESS. - 41.80 TEMP - 110. VOL/REV - 0.2696 REV COUNT - 2831.

	HC	CO	CO2	NOX	NOX(CORR.)	HUCF
SAMPLE (CONCENTRATION)	30.	207.	1.80	27.		
BACKGROUND (CONCENTRATION)	13.	5.	0.06	0.		
MASS EMISSIONS (GM/MI)	0.28	6.75	912.85	1.48	1.46	0.987

COMPOSITE NJ/NY TEST
INLET PRESS. - 41.80 TEMP - 110. VOL/REV - 0.2696 REV COUNT - 1703.

SAMPLE (CONCENTRATION)	81.	780.	1.50	21.
BACKGROUND (CONCENTRATION)	8.	2.	0.05	0.

VEHICLE NO. - T1614170 DATE RECEIVED - 04/21/75

FEDERAL TEST PROCEDURE (1975) NUMBER - 22.
TEST COND : RUN DATE - 04/22/75 RUN NO -A08470 WB TEMP - 62.0 DB TEMP - 73.0 BARO - 29.95
INERTIA - 5000. IHP - 7.1 AHP - 13.4 ODOM - 25744.

ENGINE PARAMETERS : ODOMETER - 25737. DWELL - 28.0 TIMING - 12.0 IDLE RPM - 750. IDLE CO - 0.03

COLD START
INLET PRESS. - 41.40 TEMP - 110. VOL/REV - 0.2699 REV COUNT - 11592.

	HC	CO	CO2	NOX		
SAMPLE (CONCENTRATION)	98.	734.	2.74	71.		
BACKGROUND (CONCENTRATION)	10.	5.	0.05	1.		
					NOX(CORR.)	HUCF
MASS EMISSIONS (GRAMS)	3.74	62.64	3631.26	9.88	9.41	0.952

COLD STABILIZED
INLET PRESS. - 41.40 TEMP - 110. VOL/REV - 0.2699 REV COUNT - 19945.

	HC	CO	CO2	NOX		
SAMPLE (CONCENTRATION)	21.	50.	1.79	29.		
BACKGROUND (CONCENTRATION)	11.	13.	0.05	0.		
					NOX(CORR.)	HUCF
MASS EMISSIONS (GRAMS)	0.73	5.47	4041.38	7.04	6.71	0.952

HOT START
INLET PRESS. - 41.60 TEMP - 110. VOL/REV - 0.2698 REV COUNT - 11607.

	HC	CO	CO2	NOX		
SAMPLE (CONCENTRATION)	85.	273.	2.23	56.		
BACKGROUND (CONCENTRATION)	12.	10.	0.06	0.		
					NOX(CORR.)	HUCF
MASS EMISSIONS (GRAMS)	3.11	22.61	2930.41	7.91	7.53	0.952

COMPOSITE

MASS EMISSIONS (GM/MI)	0.55	6.04	969.75	2.11	2.01

FUEL ECONOMY (MPG) - 9.05

COMMENT :

A-46

VEHICLE NO. - T1614170 DATE RECEIVED - 04/21/75

SHORT TEST SEQUENCE NUMBER -22.

TEST COND : RUN DATE - 04/22/75 RUN NO -A08470 WB TEMP - 62.0 DB TEMP - 73.0 BARO - 29.95

KEY MODE TEST

	MPH	HC,PPM	CO, %	NO,PPM
HI	49.	35.	0.05	796.
LO	34.	35.	0.03	1185.
IDLE	0.	30.	0.03	82.

FEDERAL THREE-MODE TEST

HI	50.	32.	0.04	1049.
LO	30.	38.	0.04	872.
IDLE	0.	32.	0.03	55.

UNLOADED TEST

RPM - 2500.	35.	0.03	378.

COMMENTS :

EPA FEDERAL SHORT CYCLE TEST

INLET PRESS. - 41.90 TEMP - 110. VOL/REV - 0.2696 REV COUNT - 2824.

	HC	CO	CO2	NOX	NOX(CORR.)	HUCF
SAMPLE (CONCENTRATION)	38.	339.	1.75	25.		
BACKGROUND (CONCENTRATION)	20.	4.	0.06	0.		
MASS EMISSIONS (GM/MI)	0.30	11.16	884.42	1.37	1.30	0.952

COMPOSITE NJ/NY TEST

INLET PRESS. - 41.90 TEMP - 110. VOL/REV - 0.2696 REV COUNT - 1694.

SAMPLE (CONCENTRATION)	73.	694.	0.72	17.
BACKGROUND (CONCENTRATION)	11.	3.	0.05	0.

A-47

VEHICLE NO. - T1614170 DATE RECEIVED - 04/22/75

FEDERAL TEST PROCEDURE (1975) NUMBER - 23.
TEST COND : RUN DATE - 04/23/75 RUN NO -A08478 WB TEMP - 65.0 DB TEMP - 76.0 BARO - 30.02
INERTIA - 5000. IHP - 9.7 AHP - 13.4 ODOM - 25769.

ENGINE PARAMETERS : ODOMETER - 25765. DWELL - 28.0 TIMING - 12.0 IDLE RPM - 660. IDLE CO - 0.02

COLD START
INLET PRESS. - 41.70 TEMP - 110. VOL/REV - 0.2697 REV COUNT - 11596.

	HC	CO	CO2	NOX		
SAMPLE (CONCENTRATION)	389.	400.	2.69	71.		
BACKGROUND (CONCENTRATION)	12.	3.	0.05	0.		
					NOX(CORR.)	HUCF
MASS EMISSIONS (GRAMS)	16.07	34.16	3568.70	10.03	9.96	0.993

COLD STABILIZED
INLET PRESS. - 41.70 TEMP - 110. VOL/REV - 0.2697 REV COUNT - 19914.

	HC	CO	CO2	NOX		
SAMPLE (CONCENTRATION)	189.	90.	1.68	31.		
BACKGROUND (CONCENTRATION)	20.	45.	0.06	0.		
					NOX(CORR.)	HUCF
MASS EMISSIONS (GRAMS)	12.37	6.65	3760.72	7.52	7.47	0.993

HOT START
INLET PRESS. - 41.50 TEMP - 110. VOL/REV - 0.2698 REV COUNT - 11599.

	HC	CO	CO2	NOX		
SAMPLE (CONCENTRATION)	314.	200.	2.23	55.		
BACKGROUND (CONCENTRATION)	12.	8.	0.06	0.		
					NOX(CORR.)	HUCF
MASS EMISSIONS (GRAMS)	12.88	16.54	2936.81	7.78	7.72	0.993

COMPOSITE

MASS EMISSIONS (GM/MI)	3.55	4.10	929.23	2.17	2.15

FUEL ECONOMY (MPG) - 9.37

COMMENT :

VEHICLE NO. - T1614170 DATE RECEIVED - 04/22/75

SHORT TEST SEQUENCE NUMBER -23.

TEST COND : RUN DATE - 04/23/75 RUN NO -A08478 WB TEMP - 65.0 DB TEMP - 76.0 BARO - 30.02

KEY MODE TEST

	MPH	HC,PPM	CO, %	NO,PPM
HI	49.	165.	0.07	537.
LO	34.	115.	0.03	1173.
IDLE	0.	95.	0.03	136.

FEDERAL THREE-MODE TEST

HI	50.	145.	0.07	872.
LO	30.	148.	0.04	1894.
IDLE	0.	82.	0.03	82.

UNLOADED TEST

RPM - 2500.	130.	0.05	378.

COMMENTS :

EPA FEDERAL SHORT CYCLE TEST

INLET PRESS. - 41.60 TEMP - 110. VOL/REV - 0.2698 REV COUNT - 2827.

	HC	CO	CO2	NOX	NOX(CORR.)	HUCF
SAMPLE (CONCENTRATION)	210.	80.	1.51	55.		
BACKGROUND (CONCENTRATION)	19.	5.	0.06	0.		
MASS EMISSIONS (GM/MI)	3.16	2.50	760.19	3.01	2.99	0.993

COMPOSITE NJ/NY TEST

INLET PRESS. - 41.60 TEMP - 110. VOL/REV - 0.2698 REV COUNT - 1712.

SAMPLE (CONCENTRATION)	176.	62.	1.26	20.
BACKGROUND (CONCENTRATION)	14.	3.	0.05	0.

A-49

VEHICLE NO. - T1614170 DATE RECEIVED - 04/23/75

FEDERAL TEST PROCEDURE (1975) NUMBER - 24.
TEST COND : RUN DATE - 04/25/75 RUN NO -A08504 WB TEMP - 61.0 DB TEMP - 73.0 BARO - 29.87
INERTIA - 5000. IHP - 9.7 AHP - 13.4 ODOM - 25793.

ENGINE PARAMETERS : ODOMETER - 25788. DWELL - 28.0 TIMING - 12.0 IDLE RPM - 660. IDLE CO - 0.02

COLD START
INLET PRESS. - 41.50 TEMP - 110. VOL/REV - 0.2698 REV COUNT - 11609.

	HC	CO	CO2	NOX		
SAMPLE (CONCENTRATION)	67.	366.	2.67	72.		
BACKGROUND (CONCENTRATION)	10.	0.	0.05	0.		
					NOX(CORR.)	HUCF
MASS EMISSIONS (GRAMS)	2.42	31.38	3529.14	10.14	9.47	0.934

COLD STABILIZED
INLET PRESS. - 41.50 TEMP - 110. VOL/REV - 0.2698 REV COUNT - 19988.

	HC	CO	CO2	NOX		
SAMPLE (CONCENTRATION)	21.	45.	1.67	31.		
BACKGROUND (CONCENTRATION)	9.	2.	0.05	0.		
					NOX(CORR.)	HUCF
MASS EMISSIONS (GRAMS)	0.88	6.35	3757.14	7.52	7.02	0.934

HOT START
INLET PRESS. - 41.60 TEMP - 110. VOL/REV - 0.2697 REV COUNT - 11602.

	HC	CO	CO2	NOX		
SAMPLE (CONCENTRATION)	66.	207.	2.19	60.		
BACKGROUND (CONCENTRATION)	9.	0.	0.04	0.		
					NOX(CORR.)	HUCF
MASS EMISSIONS (GRAMS)	2.42	17.72	2892.44	8.44	7.88	0.934

COMPOSITE

MASS EMISSIONS (GM/MI)	0.44	3.99	923.11	2.23	2.08

FUEL ECONOMY (MPG) - 9.54

COMMENT :

VEHICLE NO. - T1614170 DATE RECEIVED - 04/23/75

SHORT TEST SEQUENCE NUMBER -24.

TEST COND : RUN DATE - 04/25/75 RUN NO -A08504 WB TEMP - 61.0 DB TEMP - 73.0 BARO - 29.87

KEY MODE TEST

	MPH	HC,PPM	CO, %	NO,PPM
HI	49.	30.	0.07	405.
LO	34.	28.	0.04	1061.
IDLE	0.	30.	0.04	123.

FEDERAL THREE-MODE TEST

HI	50.	35.	0.07	524.
LO	30.	38.	0.04	1769.
IDLE	0.	42.	0.04	82.

UNLOADED TEST

RPM - 2500. 40. 0.04 392.

COMMENTS :

A-51

EPA FEDERAL SHORT CYCLE TEST

INLET PRESS. - 41.50 TEMP - 110. VOL/REV - 0.2698 REV COUNT - 2828.

	HC	CO	CO2	NOX	NOX(CORR.)	HUCF
SAMPLE (CONCENTRATION)	40.	45.	1.53	58.		
BACKGROUND (CONCENTRATION)	8.	1.	0.05	0.		
MASS EMISSIONS (GM/MI)	0.53	1.47	776.20	3.18	2.97	0.934

COMPOSITE NJ/NY TEST

INLET PRESS. - 41.50 TEMP - 110. VOL/REV - 0.2698 REV COUNT - 1704.

SAMPLE (CONCENTRATION)	34.	61.	1.31	21.
BACKGROUND (CONCENTRATION)	8.	1.	0.05	0.

Car No. 2

T2104164

VEHICLE NO. - T2104164 DATE RECEIVED - 01/20/75

FEDERAL TEST PROCEDURE (1975) NUMBER - 1.

TEST COND : RUN DATE - 02/03/75 RUN NO - A07812 WB TEMP - 64.0 DB TEMP - 72.0 BARO - 30.02
INERTIA - 5000. IHP - 10.0 AHP - 13.4 ODOM - 23307.

COLD START
INLET PRESS. - 38.80 TEMP - 110. VOL/REV - 0.2858 REV COUNT - 11611.

	HC	CO	CO2	NOX		
SAMPLE (CONCENTRATION)	240.	511.	2.96	67.		
BACKGROUND (CONCENTRATION)	17.	6.	0.06	0.		
					NOX(CORR.)	HUCF
MASS EMISSIONS (GRAMS)	10.16	46.47	4192.47	10.13	10.14	1.001

COLD STABILIZED
INLET PRESS. - 38.80 TEMP - 110. VOL/REV - 0.2858 REV COUNT - 13919.

	HC	CO	CO2	NOX		
SAMPLE (CONCENTRATION)	153.	49.	1.81	30.		
BACKGROUND (CONCENTRATION)	15.	0.	0.06	0.		
					NOX(CORR.)	HUCF
MASS EMISSIONS (GRAMS)	10.79	7.73	4340.18	7.78	7.79	1.001

HOT START
INLET PRESS. - 39.10 TEMP - 110. VOL/REV - 0.2656 REV COUNT - 11606.

	HC	CO	CO2	NOX		
SAMPLE (CONCENTRATION)	142.	262.	2.46	48.		
BACKGROUND (CONCENTRATION)	13.	0.	0.07	0.		
					NOX(CORR.)	HUCF
MASS EMISSIONS (GRAMS)	14.97	24.07	3449.06	7.24	7.25	1.001

COMPOSITE
MASS EMISSIONS (GM/MI) 3.16 5.52 1081.19 2.17 2.17
FUEL ECONOMY (MPG) - 8.07

COMMENT :

A57

VEHICLE NO. - T2104164 DATE RECEIVED - 01/20/75

SHORT TEST SEQUENCE NUMBER - 1.

TEST COND : RUN DATE - 02/03/75 RUN NO - A07812 WB TEMP - 64.0 DB TEMP - 72.0 BARO - 30.02

KEY MODE TEST

	MPH	HC,PPM	CO, %	NO,PPM
HI	49.	50.	0.04	602.
LO	34.	38.	0.02	1098.
IDLE	0.	35.	0.02	204.

FEDERAL THREE-MODE TEST

HI	50.	55.	0.04	783.
LO	30.	48.	0.02	2129.
IDLE	0.	65.	0.02	82.

UNLOADED TEST

RPM - 2500. 45. 0.03 458.

COMMENTS :

A-55

EPA FEDERAL SHORT CYCLE TEST

INLET PRESS. - 39.00 TEMP - 110. VOL/REV - 0.2856 REV COUNT - 2825.

	HC	CO	CO2	NOX	NOX(CORR.)	HCCF
SAMPLE (CONCENTRATION)	192.	49.	1.60	54.		
BACKGROUND (CONCENTRATION)	12.	0.	0.06	0.		
MASS EMISSIONS (GM/MI)	3.15	1.73	854.06	3.13	3.14	1.001

COMPOSITE NJ/NY TEST

INLET PRESS. - 39.00 TEMP - 110. VOL/REV - 0.2856 REV COUNT - 1695.

SAMPLE (CONCENTRATION)	224.	45.	1.38	22.
BACKGROUND (CONCENTRATION)	12.	0.	0.06	0.

VEHICLE NO. - T2104164 DATE RECEIVED - 02/19/75

FEDERAL TEST PROCEDURE (1975) NUMBER - 2.
TEST COND : RUN DATE - 02/20/75 RUN NO -A07950 WB TEMP - 71.0 DB TEMP - 79.0 BARO - 29.86
INERTIA - 5000. IHP - 10.1 AHP - 13.4 ODOM - 23339.

ENGINE PARAMETERS : ODOMETER - 23329. DWELL - 31.0 TIMING - 13.0 IDLE RPM - 620. IDLE CO - 0.03

COLD START
INLET PRESS. - 40.00 TEMP - 110. VOL/REV - 0.2704 REV COUNT - 11538.

	HC	CO	CO2	NOX		
SAMPLE (CONCENTRATION)	219.	424.	2.75	106.		
BACKGROUND (CONCENTRATION)	11.	6.	0.08	0.		
					NOX(CORR.)	HUCF
MASS EMISSIONS (GRAMS)	8.83	35.83	3595.85	14.93	16.96	1.136

COLD STABILIZED
INLET PRESS. - 40.00 TEMP - 110. VOL/REV - 0.2704 REV COUNT - 19925.

	HC	CO	CO2	NOX		
SAMPLE (CONCENTRATION)	161.	45.	1.63	37.		
BACKGROUND (CONCENTRATION)	12.	3.	0.08	0.		
					NOX(CORR.)	HUCF
MASS EMISSIONS (GRAMS)	10.92	6.22	3604.87	9.00	10.22	1.136

HOT START
INLET PRESS. - 39.80 TEMP - 110. VOL/REV - 0.2706 REV COUNT - 11624.

	HC	CO	CO2	NOX		
SAMPLE (CONCENTRATION)	272.	169.	2.13	62.		
BACKGROUND (CONCENTRATION)	11.	5.	0.07	0.		
					NOX(CORR.)	HUCF
MASS EMISSIONS (GRAMS)	11.18	14.18	2798.60	8.81	10.01	1.136

COMPOSITE

MASS EMISSIONS (GM/MI)	2.81	3.96	899.50	2.72	3.10

FUEL ECONOMY (MPG) - 9.70

COMMENT :

A-56

VEHICLE NO. - T2104164 DATE RECEIVED - 02/19/75

SHORT TEST SEQUENCE NUMBER - 2.

TEST COND : RUN DATE - 02/20/75 RUN NO -A07950 WB TEMP - 71.0 DB TEMP - 79.0 BARO - 29.86

KEY MODE TEST

	MPH	HC,PPM	CO, %	NO,PPM
HI	49.	70.	0.10	770.
LO	34.	70.	0.05	1653.
IDLE	0.	110.	0.05	312.

FEDERAL THREE-MODE TEST

HI	50.	70.	0.07	973.
LO	30.	84.	0.04	2556.
IDLE	0.	125.	0.04	96.

UNLOADED TEST

RPM - 2500.	60.	0.03	537.

COMMENTS :

A57

EPA FEDERAL SHORT CYCLE TEST

INLET PRESS. - 40.00 TEMP - 110. VOL/REV - 0.2704 REV COUNT - 2822.

	HC	CO	CO2	NOX	NOX(CORR.)	HUCF
SAMPLE (CONCENTRATION)	163.	77.	1.54	55.		
BACKGROUND (CONCENTRATION)	11.	1.	0.07	1.		
MASS EMISSIONS (GM/MI)	2.51	2.54	771.03	2.96	3.37	1.136

COMPOSITE NJ/NY TEST

INLET PRESS. - 40.20 TEMP - 110. VOL/REV - 0.2703 REV COUNT - 1712.

SAMPLE (CONCENTRATION)	171.	72.	1.29	25.
BACKGROUND (CONCENTRATION)	12.	1.	0.07	1.

VEHICLE NO. - T2104164 DATE RECEIVED - 02/20/75

FEDERAL TEST PROCEDURE (1975) NUMBER - 3.
TEST COND : RUN DATE - 02/21/75 RUN NO -A07960 WB TEMP - 63.0 DB TEMP - 79.0 BARO - 29.93
INERTIA - 5000. IHP - 10.1 AHP - 13.4 ODOM - 23358.

ENGINE PARAMETERS : ODOMETER - 0. DWELL - 31.0 TIMING - 18.0 IDLE RPM - 620. IDLE CO - 0.03

COLD START
INLET PRESS. - 39.80 TEMP - 110. VOL/REV - 0.2706 REV COUNT - 11615.

	HC	CO	CO2	NOX		
SAMPLE (CONCENTRATION)	242.	447.	2.78	92.		
BACKGROUND (CONCENTRATION)	11.	6.	0.06	0.		
					NOX(CORR.)	HUCF
MASS EMISSIONS (GRAMS)	9.91	38.20	3701.97	13.09	12.18	0.930

COLD STABILIZED
INLET PRESS. - 39.80 TEMP - 110. VOL/REV - 0.2706 REV COUNT - 19930.

	HC	CO	CO2	NOX		
SAMPLE (CONCENTRATION)	196.	57.	1.66	38.		
BACKGROUND (CONCENTRATION)	12.	10.	0.07	0.		
					NOX(CORR.)	HUCF
MASS EMISSIONS (GRAMS)	13.55	6.99	3713.21	9.28	8.63	0.930

HOT START
INLET PRESS. - 40.00 TEMP - 110. VOL/REV - 0.2704 REV COUNT - 11619.

	HC	CO	CO2	NOX		
SAMPLE (CONCENTRATION)	282.	199.	2.22	69.		
BACKGROUND (CONCENTRATION)	10.	4.	0.06	0.		
					NOX(CORR.)	HUCF
MASS EMISSIONS (GRAMS)	11.66	16.88	2937.04	9.81	9.12	0.930

COMPOSITE

MASS EMISSIONS (GM/MI)	3.26	4.40	930.56	2.73	2.54

FUEL ECONOMY (MPG) - 9.36

COMMENT :

A-58

VEHICLE NO. - T2104164 DATE RECEIVED - 02/20/75

SHORT TEST SEQUENCE NUMBER - 3.

TEST COND : RUN DATE - 02/21/75 RUN NO -A07960 WB TEMP - 63.0 DB TEMP - 79.0 BARO - 29.93

KEY MODE TEST

	MPH	HC,PPM	CO, %	NO,PPM
HI	49.	71.	0.08	732.
LO	34.	75.	0.03	1511.
IDLE	0.	95.	0.02	285.

FEDERAL THREE-MODE TEST

HI	50.	65.	0.06	1036.
LO	30.	78.	0.04	2605.
IDLE	0.	115.	0.02	82.

UNLOADED TEST

RPM - 2500.	50.	0.03	537.

COMMENTS :

EPA FEDERAL SHORT CYCLE TEST

INLET PRESS. - 40.00 TEMP - 110. VOL/REV - 0.2704 REV COUNT - 2833.

	HC	CO	CO2	NOX	NOX(CORR.)	HUCF
SAMPLE (CONCENTRATION)	172.	72.	1.57	73.		
BACKGROUND (CONCENTRATION)	11.	3.	0.07	1.		
MASS EMISSIONS (GM/MI)	2.67	2.31	789.83	3.96	3.69	0.930

COMPOSITE NJ/NY TEST

INLET PRESS. - 40.00 TEMP - 110. VOL/REV - 0.2704 REV COUNT - 1712.

SAMPLE (CONCENTRATION)	227.	53.	1.26	24.
BACKGROUND (CONCENTRATION)	12.	10.	0.07	1.

A-59

VEHICLE NO. - T2104164 DATE RECEIVED - 02/21/75

FEDERAL TEST PROCEDURE (1975) NUMBER - 4.
TEST COND : RUN DATE - 02/25/75 RUN NO -A07972 WB TEMP - 65.0 DB TEMP - 77.0 BARO - 30.00
INERTIA - 5000. IHP - 9.9 AHP - 13.4 ODOM - 23386.

ENGINE PARAMETERS : ODOMETER - 23378. DWELL - 32.0 TIMING - 12.0 IDLE RPM - 720. IDLE CO - 0.03

COLD START
INLET PRESS. - 39.80 TEMP - 110. VOL/REV - 0.2705 REV COUNT - 11603.

	HC	CO	CO2	NOX		
SAMPLE (CONCENTRATION)	330.	741.	2.72	61.		
BACKGROUND (CONCENTRATION)	12.	4.	0.06	0.		
					NOX(CORR.)	HUCF
MASS EMISSIONS (GRAMS)	13.66	63.92	3624.61	8.69	8.56	0.985

COLD STABILIZED
INLET PRESS. - 39.80 TEMP - 110. VOL/REV - 0.2705 REV COUNT - 19963.

	HC	CO	CO2	NOX		
SAMPLE (CONCENTRATION)	126.	41.	1.72	32.		
BACKGROUND (CONCENTRATION)	17.	4.	0.06	1.		
					NOX(CORR.)	HUCF
MASS EMISSIONS (GRAMS)	8.06	5.52	3891.74	7.60	7.49	0.985

HOT START
INLET PRESS. - 39.90 TEMP - 110. VOL/REV - 0.2705 REV COUNT - 11621.

	HC	CO	CO2	NOX		
SAMPLE (CONCENTRATION)	360.	253.	2.25	53.		
BACKGROUND (CONCENTRATION)	15.	3.	0.06	1.		
					NOX(CORR.)	HUCF
MASS EMISSIONS (GRAMS)	14.84	21.71	2987.99	7.42	7.31	0.985

COMPOSITE

MASS EMISSIONS (GM/MI)	2.99	6.05	953.80	2.08	2.04

FUEL ECONOMY (MPG) - 9.12

COMMENT :

VEHICLE NO. - T2104164 DATE RECEIVED - 02/21/75

SHORT TEST SEQUENCE NUMBER - 4.

TEST COND : RUN DATE - 02/25/75 RUN NO -A07972 WB TEMP - 65.0 DB TEMP - 77.0 BARO - 30.00

KEY MODE TEST

	MPH	HC,PPM	CO, %	NO,PPM
HI	49.	75.	0.07	770.
LO	34.	60.	0.04	1722.
IDLE	0.	12.	0.02	258.

FEDERAL THREE-MODE TEST

HI	50.	80.	0.05	1222.
LO	30.	85.	0.05	2360.
IDLE	0.	145.	0.03	109.

UNLOADED TEST

RPM - 2500.	12.	0.02	589.

COMMENTS :

EPA FEDERAL SHORT CYCLE TEST

INLET PRESS. - 40.00 TEMP - 110. VOL/REV - 0.2704 REV COUNT - 2824.

	HC	CO	CO2	NOX	NOX(CORR.)	HUCF
SAMPLE (CONCENTRATION)	171.	193.	1.58	58.		
BACKGROUND (CONCENTRATION)	14.	1.	0.05	1.		
MASS EMISSIONS (GM/MI)	2.60	6.41	803.07	3.13	3.08	0.985

COMPOSITE NJ/NY TEST

INLET PRESS. - 40.00 TEMP - 110. VOL/REV - 0.2704 REV COUNT - 1710.

SAMPLE (CONCENTRATION)	173.	157.	1.37	20.
BACKGROUND (CONCENTRATION)	12.	0.	0.05	1.

A-61

VEHICLE NO. - T2104164 DATE RECEIVED - 02/25/75

FEDERAL TEST PROCEDURE (1975) NUMBER - 5.
TEST COND : RUN DATE - 02/26/75 RUN NO -A07983 WB TEMP - 68.0 DB TEMP - 76.0 BARO - 30.05
INERTIA - 5000. IHP - 9.9 AHP - 13.4 ODOM - 23407.

ENGINE PARAMETERS : ODOMETER - 0. DWELL - 32.0 TIMING - 12.0 IDLE RPM - 720. IDLE CO - 0.03

COLD START
INLET PRESS. - 39.90 TEMP - 110. VOL/REV - 0.2705 REV COUNT - 11604.

	HC	CO	CO2	NOX		
SAMPLE (CONCENTRATION)	285.	807.	2.77	64.		
BACKGROUND (CONCENTRATION)	15.	1.	0.06	0.		
					NOX(CORR.)	HUCF
MASS EMISSIONS (GRAMS)	11.62	70.02	3698.88	9.13	9.76	1.068

COLD STABILIZED
INLET PRESS. - 39.90 TEMP - 110. VOL/REV - 0.2705 REV COUNT - 19933.

	HC	CO	CO2	NOX		
SAMPLE (CONCENTRATION)	134.	44.	1.72	30.		
BACKGROUND (CONCENTRATION)	15.	1.	0.06	0.		
					NOX(CORR.)	HUCF
MASS EMISSIONS (GRAMS)	8.80	6.42	3892.01	7.35	7.86	1.068

HOT START
INLET PRESS. - 40.20 TEMP - 110. VOL/REV - 0.2704 REV COUNT - 11613.

	HC	CO	CO2	NOX		
SAMPLE (CONCENTRATION)	291.	318.	2.27	54.		
BACKGROUND (CONCENTRATION)	15.	2.	0.06	1.		
					NOX(CORR.)	HUCF
MASS EMISSIONS (GRAMS)	11.87	27.44	3015.20	7.56	8.08	1.068

COMPOSITE

MASS EMISSIONS (GM/MI)	2.74	6.96	960.16	2.08	2.22

FUEL ECONOMY (MPG) - 9.06

COMMENT :

A-62

VEHICLE NO. - T2104164 DATE RECEIVED - 02/25/75

SHORT TEST SEQUENCE NUMBER - 5.

TEST COND : RUN DATE - 02/26/75 RUN NO -A07983 WB TEMP - 68.0 DB TEMP - 76.0 BARO - 30.05

KEY MODE TEST

	MPH	HC,PPM	CO, %	NO,PPM
HI	49.	80.	0.03	796.
LO	34.	68.	0.01	1653.
IDLE	0.	115.	0.01	245.

FEDERAL THREE-MODE TEST

HI	50.	78.	0.04	1173.
LO	30.	89.	0.02	2850.
IDLE	0.	150.	0.02	109.

UNLOADED TEST

RPM - 2500.	55.	0.01	28.

COMMENTS :

EPA FEDERAL SHORT CYCLE TEST
INLET PRESS. - 40.10 TEMP - 110. VOL/REV - 0.2704 REV COUNT - 2834.

	HC	CO	CO2	NOX	NOX(CORR.)	HUCF
SAMPLE (CONCENTRATION)	172.	271.	1.63	36.		
BACKGROUND (CONCENTRATION)	17.	24.	0.07	1.		
MASS EMISSIONS (GM/MI)	2.57	8.28	821.71	1.93	2.06	1.068

COMPOSITE NJ/NY TEST
INLET PRESS. - 40.00 TEMP - 110. VOL/REV - 0.2705 REV COUNT - 1700.

SAMPLE (CONCENTRATION)	178.	75.	1.38	21.
BACKGROUND (CONCENTRATION)	17.	9.	0.07	1.

A-63

VEHICLE NO. - T2104164 DATE RECEIVED - 02/26/75

FEDERAL TEST PROCEDURE (1975) NUMBER - 6.
TEST COND : RUN DATE - 02/27/75 RUN NO -A07998 WB TEMP - 71.0 DB TEMP - 78.0 BARO - 30.01
INERTIA - 5000. IHP - 9.9 AHP - 13.4 ODOM - 23428.

ENGINE PARAMETERS : ODOMETER - 23428. DWELL - 32.0 TIMING - 12.0 IDLE RPM - 610. IDLE CO - 0.03

COLD START
INLET PRESS. - 39.70 TEMP - 110. VOL/REV - 0.2706 REV COUNT - 11603.

	HC	CO	CO2	NOX	NOX(CORR.)	HUCF
SAMPLE (CONCENTRATION)	219.	574.	2.74	63.		
BACKGROUND (CONCENTRATION)	15.	4.	0.06	0.		
MASS EMISSIONS (GRAMS)	8.77	49.49	3655.55	8.98	10.27	1.143

COLD STABILIZED
INLET PRESS. - 39.70 TEMP - 110. VOL/REV - 0.2706 REV COUNT - 19927.

	HC	CO	CO2	NOX	NOX(CORR.)	HUCF
SAMPLE (CONCENTRATION)	168.	62.	1.66	35.		
BACKGROUND (CONCENTRATION)	14.	3.	0.06	1.		
MASS EMISSIONS (GRAMS)	11.37	8.80	3748.09	8.33	9.52	1.143

HOT START
INLET PRESS. - 39.70 TEMP - 110. VOL/REV - 0.2706 REV COUNT - 11621.

	HC	CO	CO2	NOX	NOX(CORR.)	HUCF
SAMPLE (CONCENTRATION)	255.	253.	2.25	59.		
BACKGROUND (CONCENTRATION)	14.	14.	0.07	1.		
MASS EMISSIONS (GRAMS)	10.38	20.78	2978.16	8.28	9.47	1.143

COMPOSITE

MASS EMISSIONS (GM/MI)	2.81	5.59	935.67	2.26	2.58

FUEL ECONOMY (MPG) - 9.31

COMMENT :

A-64

VEHICLE NO. - T2104164 DATE RECEIVED - 02/26/75

SHORT TEST SEQUENCE NUMBER - 6.

TEST COND : RUN DATE - 02/27/75 RUN NO -A07998 WB TEMP - 71.0 DB TEMP - 78.0 BARO - 30.01

KEY MODE TEST

	MPH	HC,PPM	CO, %	NO,PPM
HI	49.	65.	0.08	693.
LO	34.	75.	0.03	1535.
IDLE	0.	150.	0.02	218.

FEDERAL THREE-MODE TEST

HI	50.	81.	0.05	1036.
LO	30.	85.	0.04	2151.
IDLE	0.	120.	0.01	82.

UNLOADED TEST

RPM - 2500.	50.	0.03	576.

COMMENTS :

EPA FEDERAL SHORT CYCLE TEST

INLET PRESS. - 39.80 TEMP - 110. VOL/REV - 0.2706 REV COUNT - 2827.

	HC	CO	CO2	NOX	NOX(CORR.)	HUCF
SAMPLE (CONCENTRATION)	165.	102.	1.62	42.		
BACKGROUND (CONCENTRATION)	17.	10.	0.08	1.		
MASS EMISSIONS (GM/MI)	2.45	3.08	809.77	2.25	2.58	1.143

COMPOSITE NJ/NY TEST

INLET PRESS. - 39.90 TEMP - 110. VOL/REV - 0.2705 REV COUNT - 1700.

SAMPLE (CONCENTRATION)	198.	102.	1.38	20.
BACKGROUND (CONCENTRATION)	17.	14.	0.08	1.

A-65

VEHICLE NO. - T2104164 DATE RECEIVED - 02/27/75

FEDERAL TEST PROCEDURE (1975) NUMBER - 7.
TEST COND : RUN DATE - 03/04/75 RUN NO -A08051 WB TEMP - 66.0 DB TEMP - 78.0 BARO - 29.89
INERTIA - 5000. IHP - 9.9 AHP - 13.4 ODOM - 23479.

ENGINE PARAMETERS : ODOMETER - 0. DWELL - 32.0 TIMING - 12.0 IDLE RPM - 610. IDLE CO - 0.03

COLD START
INLET PRESS. - 39.90 TEMP - 110. VOL/REV - 0.2705 REV COUNT - 11636.

	HC	CO	CO2	NOX		
SAMPLE (CONCENTRATION)	202.	743.	2.78	60.		
BACKGROUND (CONCENTRATION)	16.	18.	0.08	1.		
					NOX(CORR.)	HUCF
MASS EMISSIONS (GRAMS)	7.98	62.78	3673.58	8.39	8.41	1.002

COLD STABILIZED
INLET PRESS. - 39.90 TEMP - 110. VOL/REV - 0.2705 REV COUNT - 19913.

	HC	CO	CO2	NOX		
SAMPLE (CONCENTRATION)	140.	62.	1.68	34.		
BACKGROUND (CONCENTRATION)	17.	13.	0.07	0.		
					NOX(CORR.)	HUCF
MASS EMISSIONS (GRAMS)	9.03	7.26	3748.74	8.28	8.29	1.002

HOT START
INLET PRESS. - 40.00 TEMP - 110. VOL/REV - 0.2705 REV COUNT - 11623.

	HC	CO	CO2	NOX		
SAMPLE (CONCENTRATION)	250.	254.	2.28	57.		
BACKGROUND (CONCENTRATION)	16.	13.	0.06	0.		
					NOX(CORR.)	HUCF
MASS EMISSIONS (GRAMS)	10.02	20.84	3016.31	8.10	8.11	1.002

COMPOSITE

MASS EMISSIONS (GM/MI)	2.42	6.15	939.69	2.20	2.20

FUEL ECONOMY (MPG) - 9.27

COMMENT :

A-64

VEHICLE NO. - T2104164 DATE RECEIVED - 02/27/75

SHORT TEST SEQUENCE NUMBER - 7.

TEST COND : RUN DATE - 03/04/75 RUN NO -A08051 WB TEMP - 66.0 DB TEMP - 78.0 BARO - 29.89

KEY MODE TEST

	MPH	HC,PPM	CO, %	NO,PPM
HI	49.	50.	0.08	693.
LO	34.	50.	0.04	1559.
IDLE	0.	90.	0.02	271.

FEDERAL THREE-MODE TEST

HI	50.	58.	0.08	973.
LO	30.	60.	0.06	2151.
IDLE	0.	100.	0.03	82.

UNLOADED TEST

RPM - 2500.	30.	0.04	563.

COMMENTS :

EPA FEDERAL SHORT CYCLE TEST
INLET PRESS. - 40.40 TEMP - 110. VOL/REV - 0.2702 REV COUNT - 2835.

	HC	CO	CO2	NOX	NOX(CORR.)	HUCF
SAMPLE (CONCENTRATION)	172.	84.	1.66	51.		
BACKGROUND (CONCENTRATION)	13.	4.	0.06	0.		
MASS EMISSIONS (GM/MI)	2.64	2.68	842.46	2.81	2.81	1.002

COMPOSITE NJ/NY TEST
INLET PRESS. - 40.50 TEMP - 110. VOL/REV - 0.2702 REV COUNT - 1703.

SAMPLE (CONCENTRATION)	192.	69.	1.34	24.
BACKGROUND (CONCENTRATION)	13.	9.	0.06	0.

A-67

VEHICLE NO. - T2104164 DATE RECEIVED - 03/04/75

FEDERAL TEST PROCEDURE (1975) NUMBER - 8.
TEST COND : RUN DATE - 03/05/75 RUN NO -A08066 WB TEMP - 65.0 DB TEMP - 79.0 BARO - 29.72
INERTIA - 5000. IHP - 9.9 AHP - 13.4 ODOM - 23505.

ENGINE PARAMETERS : ODOMETER - 23500. DWELL - 32.0 TIMING - 12.0 IDLE RPM - 800. IDLE CO - 0.03

COLD START
INLET PRESS. - 40.00 TEMP - 110. VOL/REV - 0.2705 REV COUNT - 11606.

	HC	CO	CO2	NOX		
SAMPLE (CONCENTRATION)	246.	1021.	2.60	82.		
BACKGROUND (CONCENTRATION)	17.	18.	0.07	0.		
					NOX(CORR.)	HUCF
MASS EMISSIONS (GRAMS)	9.73	86.07	3410.82	11.56	11.26	0.974

COLD STABILIZED
INLET PRESS. - 40.00 TEMP - 110. VOL/REV - 0.2705 REV COUNT - 19932.

	HC	CO	CO2	NOX		
SAMPLE (CONCENTRATION)	130.	33.	1.64	61.		
BACKGROUND (CONCENTRATION)	14.	4.	0.06	0.		
					NOX(CORR.)	HUCF
MASS EMISSIONS (GRAMS)	8.47	4.27	3658.17	14.77	14.38	0.974

HOT START
INLET PRESS. - 39.90 TEMP - 110. VOL/REV - 0.2706 REV COUNT - 11618.

	HC	CO	CO2	NOX		
SAMPLE (CONCENTRATION)	171.	120.	2.16	80.		
BACKGROUND (CONCENTRATION)	15.	22.	0.06	0.		
					NOX(CORR.)	HUCF
MASS EMISSIONS (GRAMS)	6.64	8.42	2835.87	11.30	11.00	0.974

COMPOSITE

MASS EMISSIONS (GM/MI)	2.19	6.14	898.83	3.49	3.40

FUEL ECONOMY (MPG) - 9.70

COMMENT :

VEHICLE NO. - T2104164 DATE RECEIVED - 03/04/75

SHORT TEST SEQUENCE NUMBER - 8.

TEST COND : RUN DATE - 03/05/75 RUN NO -A08066 WB TEMP - 65.0 DB TEMP - 79.0 BARO - 29.72

KEY MODE TEST

	MPH	HC,PPM	CO, %	NO,PPM
HI	49.	62.	0.07	641.
LO	34.	71.	0.04	1559.
IDLE	0.	108.	0.03	796.

FEDERAL THREE-MODE TEST

HI	50.	67.	0.06	999.
LO	30.	80.	0.05	2507.
IDLE	0.	125.	0.03	136.

UNLOADED TEST

RPM - 2500.	52.	0.04	563.

COMMENTS :

EPA FEDERAL SHORT CYCLE TEST
INLET PRESS. - 40.30 TEMP - 110. VOL/REV - 0.2703 REV COUNT - 2830.

	HC	CO	CO2	NOX	NOX(CORR.)	HUCF
SAMPLE (CONCENTRATION)	126.	76.	1.75	93.		
BACKGROUND (CONCENTRATION)	14.	4.	0.06	0.		
MASS EMISSIONS (GM/MI)	1.86	2.41	888.60	5.11	4.98	0.974

COMPOSITE NJ/NY TEST
INLET PRESS. - 40.20 TEMP - 110. VOL/REV - 0.2704 REV COUNT - 1699.

SAMPLE (CONCENTRATION)	189.	47.	1.41	29.
BACKGROUND (CONCENTRATION)	12.	4.	0.06	0.

VEHICLE NO. - T2104164 DATE RECEIVED - 03/05/75

FEDERAL TEST PROCEDURE (1975) NUMBER - 9.
TEST COND : RUN DATE - 03/10/75 RUN NO -A08101 WB TEMP - 59.0 DB TEMP - 68.0 BARO - 29.72
INERTIA - 5000. IHP - 9.9 AHP - 13.4 ODOM - 23527.

ENGINE PARAMETERS : ODOMETER - 23526. DWELL - 32.0 TIMING - 12.0 IDLE RPM - 730. IDLE CO - 0.03

COLD START
INLET PRESS. - 40.10 TEMP - 110. VOL/REV - 0.2704 REV COUNT - 11616.

	HC	CO	CO2	NOX		
SAMPLE (CONCENTRATION)	38.	1813.	2.68	73.		
BACKGROUND (CONCENTRATION)	4.	0.	0.06	0.		
					NOX(CORR.)	HUCF
MASS EMISSIONS (GRAMS)	1.45	155.60	3532.92	10.29	9.61	0.934

COLD STABILIZED
INLET PRESS. - 40.10 TEMP - 110. VOL/REV - 0.2704 REV COUNT - 19930.

	HC	CO	CO2	NOX		
SAMPLE (CONCENTRATION)	105.	44.	1.72	43.		
BACKGROUND (CONCENTRATION)	5.	6.	0.06	0.		
					NOX(CORR.)	HUCF
MASS EMISSIONS (GRAMS)	7.29	5.60	3840.53	10.40	9.71	0.934

HOT START
INLET PRESS. - 40.10 TEMP - 110. VOL/REV - 0.2704 REV COUNT - 11652.

	HC	CO	CO2	NOX		
SAMPLE (CONCENTRATION)	228.	179.	2.24	68.		
BACKGROUND (CONCENTRATION)	5.	1.	0.06	0.		
					NOX(CORR.)	HUCF
MASS EMISSIONS (GRAMS)	9.51	15.32	2948.71	9.62	8.98	0.934

COMPOSITE

MASS EMISSIONS (GM/MI)	1.78	10.83	938.73	2.71	2.53

FUEL ECONOMY (MPG) - 9.23

COMMENT :

VEHICLE NO. - T2104164 DATE RECEIVED - 03/05/75

SHORT TEST SEQUENCE NUMBER - 9.

TEST COND : RUN DATE - 03/10/75 RUN NO -A08101 WB TEMP - 59.0 DB TEMP - 68.0 BARO - 29.72

KEY MODE TEST

	MPH	HC,PPM	CO, %	NO,PPM
HI	49.	62.	0.07	667.
LO	34.	30.	0.02	1582.
IDLE	0.	95.	0.02	431.

FEDERAL THREE-MODE TEST

HI	50.	70.	0.05	923.
LO	30.	80.	0.03	2556.
IDLE	0.	60.	0.02	123.

UNLOADED TEST

RPM - 2500.	55.	0.04	589.

COMMENTS :

EPA FEDERAL SHORT CYCLE TEST

INLET PRESS. - 40.00 TEMP - 110. VOL/REV - 0.2705 REV COUNT - 2823.

	HC	CO	CO2	NOX	NOX(CORR.)	HUCF
SAMPLE (CONCENTRATION)	128.	83.	1.68	62.		
BACKGROUND (CONCENTRATION)	5.	0.	0.06	0.		
MASS EMISSIONS (GM/MI)	2.04	2.77	850.32	3.40	3.18	0.934

COMPOSITE NJ/NY TEST

INLET PRESS. - 40.00 TEMP - 110. VOL/REV - 0.2705 REV COUNT - 1699.

SAMPLE (CONCENTRATION)	261.	46.	1.37	31.
BACKGROUND (CONCENTRATION)	5.	0.	0.06	0.

VEHICLE NO. - T2104164 DATE RECEIVED - 03/10/75

FEDERAL TEST PROCEDURE (1975) NUMBER - 10.
TEST COND : RUN DATE - 03/11/75 RUN NO -A08110 WB TEMP - 59.0 DB TEMP - 68.0 BARO - 29.60
INERTIA - 5000. IHP - 9.9 AHP - 13.4 ODOM - 23548.

ENGINE PARAMETERS : ODOMETER - 23546. DWELL - 32.0 TIMING - 12.0 IDLE RPM - 730. IDLE CO - 0.03

COLD START
INLET PRESS. - 39.30 TEMP - 110. VOL/REV - 0.2708 REV COUNT - 11628.

	HC	CO	CO2	NOX	NOX(CORR.)	HUCF
SAMPLE (CONCENTRATION)	237.	452.	2.73	75.		
BACKGROUND (CONCENTRATION)	4.	1.	0.06	0.		
MASS EMISSIONS (GRAMS)	9.91	38.72	3601.15	10.58	9.89	0.935

COLD STABILIZED
INLET PRESS. - 39.30 TEMP - 110. VOL/REV - 0.2708 REV COUNT - 19927.

	HC	CO	CO2	NOX	NOX(CORR.)	HUCF
SAMPLE (CONCENTRATION)	114.	35.	1.69	44.		
BACKGROUND (CONCENTRATION)	5.	3.	0.06	0.		
MASS EMISSIONS (GRAMS)	7.94	4.71	3767.51	10.63	9.94	0.935

HOT START
INLET PRESS. - 39.60 TEMP - 110. VOL/REV - 0.2706 REV COUNT - 11603.

	HC	CO	CO2	NOX	NOX(CORR.)	HUCF
SAMPLE (CONCENTRATION)	165.	151.	2.23	65.		
BACKGROUND (CONCENTRATION)	5.	2.	0.06	0.		
MASS EMISSIONS (GRAMS)	6.78	12.74	2915.91	9.13	8.54	0.935

COMPOSITE

MASS EMISSIONS (GM/MI)	2.14	3.82	930.41	2.72	2.54

FUEL ECONOMY (MPG) - 9.41

COMMENT :

VEHICLE NO. - T2104164 DATE RECEIVED - 03/10/75

SHORT TEST SEQUENCE NUMBER -10.

TEST COND : RUN DATE - 03/11/75 RUN NO -A08110 WB TEMP - 59.0 DB TEMP - 68.0 BARO - 29.60

KEY MODE TEST

	MPH	HC,PPM	CO, %	NO,PPM
HI	49.	60.	0.05	563.
LO	34.	70.	0.02	1295.
IDLE	0.	100.	0.02	431.

FEDERAL THREE-MODE TEST

HI	50.	70.	0.05	898.
LO	30.	82.	0.02	2556.
IDLE	0.	75.	0.02	123.

UNLOADED TEST

RPM - 2500.	50.	0.02	524.

COMMENTS :

EPA FEDERAL SHORT CYCLE TEST

INLET PRESS. - 39.50 TEMP - 110. VOL/REV - 0.2707 REV COUNT - 2832.

	HC	CO	CO2	NOX	NOX(CORR.)	HUCF
SAMPLE (CONCENTRATION)	176.	37.	1.69	60.		
BACKGROUND (CONCENTRATION)	5.	3.	0.06	0.		
MASS EMISSIONS (GM/MI)	2.84	1.14	858.93	3.31	3.09	0.935

COMPOSITE NJ/NY TEST

INLET PRESS. - 39.50 TEMP - 110. VOL/REV - 0.2707 REV COUNT - 1698.

SAMPLE (CONCENTRATION)	254.	36.	1.59	34.
BACKGROUND (CONCENTRATION)	5.	5.	0.06	0.

A-78

VEHICLE NO. - T2104164 DATE RECEIVED - 03/12/75

FEDERAL TEST PROCEDURE (1975) NUMBER - 11.
TEST COND : RUN DATE - 03/13/75 RUN NO -A08128 WB TEMP - 62.0 DB TEMP - 76.0 BARO - 30.03
INERTIA - 5000. IHP - 9.9 AHP - 13.4 ODOM - 23573.

ENGINE PARAMETERS : ODOMETER - 23569. DWELL - 32.0 TIMING - 12.0 IDLE RPM - 610. IDLE CO - 0.03

COLD START
INLET PRESS. - 40.50 TEMP - 110. VOL/REV - 0.2701 REV COUNT - 11615.

	HC	CO	CO2	NOX	NOX(CORR.)	HUCF
SAMPLE (CONCENTRATION)	213.	594.	2.61	62.		
BACKGROUND (CONCENTRATION)	22.	7.	0.06	0.		
MASS EMISSIONS (GRAMS)	8.19	50.85	3470.41	8.82	8.21	0.931

COLD STABILIZED
INLET PRESS. - 40.50 TEMP - 110. VOL/REV - 0.2701 REV COUNT - 19978.

	HC	CO	CO2	NOX	NOX(CORR.)	HUCF
SAMPLE (CONCENTRATION)	132.	46.	1.54	28.		
BACKGROUND (CONCENTRATION)	12.	12.	0.08	0.		
MASS EMISSIONS (GRAMS)	8.86	5.07	3417.64	6.85	6.38	0.931

HOT START
INLET PRESS. - 40.50 TEMP - 110. VOL/REV - 0.2701 REV COUNT - 11626.

	HC	CO	CO2	NOX	NOX(CORR.)	HUCF
SAMPLE (CONCENTRATION)	318.	203.	2.11	50.		
BACKGROUND (CONCENTRATION)	11.	9.	0.06	0.		
MASS EMISSIONS (GRAMS)	13.18	16.82	2792.58	7.12	6.63	0.931

COMPOSITE
MASS EMISSIONS (GM/MI) 2.65 4.87 866.89 1.96 1.82
FUEL ECONOMY (MPG) - 10.05

COMMENT :

A-74

VEHICLE NO. - T2104164 DATE RECEIVED - 03/12/75

SHORT TEST SEQUENCE NUMBER -11.

TEST COND : RUN DATE - 03/13/75 RUN NO -A08128 WB TEMP - 62.0 DB TEMP - 76.0 BARO - 30.03

KEY MODE TEST

	MPH	HC,PPM	CO, %	NO,PPM
HI	49.	60.	0.05	680.
LO	34.	65.	0.03	1559.
IDLE	0.	200.	0.02	136.

FEDERAL THREE-MODE TEST

HI	50.	62.	0.05	948.
LO	30.	75.	0.04	2556.
IDLE	0.	155.	0.03	55.

UNLOADED TEST

RPM - 2500.		45.	0.04	537.

COMMENTS :

A-75

EPA FEDERAL SHORT CYCLE TEST
INLET PRESS. - 40.60 TEMP - 110. VOL/REV - 0.2701 REV COUNT - 2821.

	HC	CO	CO2	NOX	NOX(CORR.)	HUCF
SAMPLE (CONCENTRATION)	159.	53.	1.44	52.		
BACKGROUND (CONCENTRATION)	7.	2.	0.05	0.		
MASS EMISSIONS (GM/MI)	2.51	1.70	728.00	2.85	2.65	0.931

COMPOSITE NJ/NY TEST
INLET PRESS. - 40.60 TEMP - 110. VOL/REV - 0.2701 REV COUNT - 1701.

SAMPLE (CONCENTRATION)	139.	51.	1.25	26.
BACKGROUND (CONCENTRATION)	6.	1.	0.06	0.

VEHICLE NO. - T2104164 DATE RECEIVED - 03/17/75

FEDERAL TEST PROCEDURE (1975) NUMBER - 12.
TEST COND : RUN DATE - 03/18/75 RUN NO -A08155 WB TEMP - 60.0 DB TEMP - 76.0 BARO - 30.09
INERTIA - 5000. IHP - 9.9 AHP - 13.4 ODOM - 23808.

ENGINE PARAMETERS : ODOMETER - 0. DWELL - 32.0 TIMING - 12.0 IDLE RPM - 610. IDLE CO - 0.06

COLD START
INLET PRESS. - 40.20 TEMP - 110. VOL/REV - 0.2704 REV COUNT - 11596.

	HC	CO	CO2	NOX		
SAMPLE (CONCENTRATION)	435.	849.	2.55	77.		
BACKGROUND (CONCENTRATION)	12.	2.	0.05	0.		
					NOX(CORR.)	HUCF
MASS EMISSIONS (GRAMS)	18.19	73.55	3410.89	10.98	9.83	0.895

COLD STABILIZED
INLET PRESS. - 40.20 TEMP - 110. VOL/REV - 0.2704 REV COUNT - 19930.

	HC	CO	CO2	NOX		
SAMPLE (CONCENTRATION)	402.	135.	1.53	32.		
BACKGROUND (CONCENTRATION)	13.	2.	0.05	0.		
					NOX(CORR.)	HUCF
MASS EMISSIONS (GRAMS)	28.76	19.85	3470.47	7.85	7.02	0.895

HOT START
INLET PRESS. - 40.30 TEMP - 110. VOL/REV - 0.2703 REV COUNT - 11604.

	HC	CO	CO2	NOX		
SAMPLE (CONCENTRATION)	462.	303.	2.05	60.		
BACKGROUND (CONCENTRATION)	11.	0.	0.05	0.		
					NOX(CORR.)	HUCF
MASS EMISSIONS (GRAMS)	19.40	26.31	2728.85	8.56	7.66	0.895

COMPOSITE

MASS EMISSIONS (GM/MI)	6.35	8.86	865.68	2.33	2.08

FUEL ECONOMY (MPG) - 9.86

COMMENT :

VEHICLE NO. - T2104164 DATE RECEIVED - 03/17/75

SHORT TEST SEQUENCE NUMBER -12.

TEST COND : RUN DATE - 03/18/75 RUN NO -A08155 WB TEMP - 60.0 DB TEMP - 76.0 BARO - 30.09

KEY MODE TEST

	MPH	HC,PPM	CO, %	NO,PPM
HI	49.	85.	0.07	770.
LO	34.	110.	0.08	1699.
IDLE	0.	450.	0.06	150.

FEDERAL THREE-MODE TEST

HI	50.	78.	0.08	860.
LO	30.	118.	0.06	2368.
IDLE	0.	360.	0.05	82.

UNLOADED TEST

RPM - 2500.	70.	0.10	458.

COMMENTS :

EPA FEDERAL SHORT CYCLE TEST

INLET PRESS. - 40.20 TEMP - 110. VOL/REV - 0.2703 REV COUNT - 2822.

	HC	CO	CO2	NOX	NOX(CORR.)	HUCF
SAMPLE (CONCENTRATION)	405.	84.	1.49	43.		
BACKGROUND (CONCENTRATION)	12.	1.	0.06	0.		
MASS EMISSIONS (GM/MI)	6.50	2.77	749.77	2.36	2.11	0.895

COMPOSITE NJ/NY TEST

INLET PRESS. - 40.20 TEMP - 110. VOL/REV - 0.2703 REV COUNT - 1693.

SAMPLE (CONCENTRATION)	447.	58.	1.25	28.
BACKGROUND (CONCENTRATION)	24.	0.	0.06	0.

VEHICLE NO. - T2104164 DATE RECEIVED - 03/18/75

FEDERAL TEST PROCEDURE (1975) NUMBER - 13.
TEST COND : RUN DATE - 03/19/75 RUN NO -AC8170 WB TEMP - 61.0 DB TEMP - 72.0 BARO - 29.91
INERTIA - 5000. IHP - 9.9 AHP - 13.4 ODOM - 23833.

ENGINE PARAMETERS : ODOMETER - 23829. DWELL - 32.0 TIMING - 12.0 IDLE RPM - 610. IDLE CO - 0.06

COLD START
INLET PRESS. - 39.80 TEMP - 110. VOL/REV - 0.2705 REV COUNT - 11607.

	HC	CO	CO2	NOX		
SAMPLE (CONCENTRATION)	441.	992.	2.70	83.		
BACKGROUND (CONCENTRATION)	20.	14.	0.06	0.		
					NOX(CORR.)	HUCF
MASS EMISSIONS (GRAMS)	18.03	84.57	3586.63	11.79	11.09	0.941

COLD STABILIZED
INLET PRESS. - 39.80 TEMP - 110. VOL/REV - 0.2705 REV COUNT - 20023.

	HC	CO	CO2	NOX		
SAMPLE (CONCENTRATION)	372.	153.	1.61	32.		
BACKGROUND (CONCENTRATION)	20.	20.	0.07	0.		
					NOX(CORR.)	HUCF
MASS EMISSIONS (GRAMS)	26.01	19.84	3609.22	7.84	7.38	0.941

HOT START
INLET PRESS. - 40.00 TEMP - 110. VOL/REV - 0.2705 REV COUNT - 11619.

	HC	CO	CO2	NOX		
SAMPLE (CONCENTRATION)	513.	317.	2.21	60.		
BACKGROUND (CONCENTRATION)	16.	5.	0.07	0.		
					NOX(CORR.)	HUCF
MASS EMISSIONS (GRAMS)	21.30	26.99	2908.77	8.53	8.02	0.941

COMPOSITE

MASS EMISSIONS (GM/MI)	6.12	9.55	907.93	2.37	2.23

FUEL ECONOMY (MPG) - 9.42

COMMENT :

VEHICLE NO. - T2104164 DATE RECEIVED - 03/18/75

SHORT TEST SEQUENCE NUMBER -13.

TEST COND : RUN DATE - 03/19/75 RUN NO -AC8170 WB TEMP - 61.0 DB TEMP - 72.0 BARO - 29.91

KEY MODE TEST

	MPH	HC,PPM	CO, %	NO,PPM
HI	49.	70.	0.14	745.
LO	34.	85.	0.07	1606.
IDLE	0.	350.	0.10	150.

FEDERAL THREE-MODE TEST

HI	50.	80.	0.08	973.
LO	30.	110.	0.08	2654.
IDLE	0.	370.	0.07	76.

UNLOADED TEST

RPM - 2500.	75.	0.09	524.

COMMENTS :

EPA FEDERAL SHORT CYCLE TEST

INLET PRESS. - 39.90 TEMP - 110. VOL/REV - 0.2705 REV COUNT - 2835.

	HC	CO	CO2	NOX	NOX(CORR.)	HUCF
SAMPLE (CONCENTRATION)	384.	142.	1.55	63.		
BACKGROUND (CONCENTRATION)	24.	27.	0.07	0.		
MASS EMISSIONS (GM/MI)	5.98	3.86	780.14	3.47	3.27	0.941

COMPOSITE NJ/NY TEST

INLET PRESS. - 39.90 TEMP - 110. VOL/REV - 0.2705 REV COUNT - 1705.

SAMPLE (CONCENTRATION)	396.	106.	1.32	28.
BACKGROUND (CONCENTRATION)	24.	21.	0.06	0.

VEHICLE NO. - T2104164 DATE RECEIVED - 03/19/75

FEDERAL TEST PROCEDURE (1975) NUMBER - 14.
TEST COND : RUN DATE - 03/20/75 RUN NO -A08163 WB TEMP - 67.0 DB TEMP - 78.0 BARO - 29.88
INERTIA - 5000. IHP - 9.9 AHP - 13.4 ODOM - 23853.

ENGINE PARAMETERS : ODOMETER - 23853. DWELL - 32.0 TIMING - 12.0 IDLE RPM - 610. IDLE CO - 0.06

COLD START
INLET PRESS. - 40.20 TEMP - 110. VOL/REV - 0.2704 REV COUNT - 11608.

	HC	CO	CO2	NOX		
SAMPLE (CONCENTRATION)	528.	1598.	2.68	72.		
BACKGROUND (CONCENTRATION)	10.	4.	0.06	0.		
					NOX(CORR.)	HUCF
MASS EMISSIONS (GRAMS)	22.13	137.49	3550.62	10.20	10.48	1.027

COLD STABILIZED
INLET PRESS. - 40.20 TEMP - 110. VOL/REV - 0.2704 REV COUNT - 19926.

	HC	CO	CO2	NOX		
SAMPLE (CONCENTRATION)	399.	154.	1.60	32.		
BACKGROUND (CONCENTRATION)	11.	4.	0.06	0.		
					NOX(CORR.)	HUCF
MASS EMISSIONS (GRAMS)	28.45	22.21	3582.50	7.78	7.99	1.027

HOT START
INLET PRESS. - 40.10 TEMP - 110. VOL/REV - 0.2704 REV COUNT - 11619.

	HC	CO	CO2	NOX		
SAMPLE (CONCENTRATION)	495.	393.	2.20	56.		
BACKGROUND (CONCENTRATION)	11.	3.	0.06	0.		
					NOX(CORR.)	HUCF
MASS EMISSIONS (GRAMS)	20.70	33.68	2903.66	7.94	8.16	1.027

COMPOSITE

MASS EMISSIONS (GM/MI)	6.64	13.40	901.91	2.23	2.29

FUEL ECONOMY (MPG) - 9.40

COMMENT :

VEHICLE NO. - T2104164 DATE RECEIVED - 03/19/75

SHORT TEST SEQUENCE NUMBER -14.

TEST COND : RUN DATE - 03/20/75 RUN NO -A08183 WB TEMP - 67.0 DB TEMP - 78.0 BARO - 29.88

KEY MODE TEST

	MPH	HC, PPM	CO, %	NO, PPM
HI	49.	75.	0.14	667.
LO	34.	98.	0.07	1535.
IDLE	0.	320.	0.07	136.

FEDERAL THREE-MODE TEST

HI	50.	95.	0.10	898.
LO	30.	105.	0.08	2605.
IDLE	0.	350.	0.07	82.

UNLOADED TEST

RPM - 2500.	65.	0.07	511.

COMMENTS :

EPA FEDERAL SHORT CYCLE TEST

INLET PRESS. - 40.30 TEMP - 110. VOL/REV - 0.2702 REV COUNT - 2819.

	HC	CO	CO2	NOX	NOX(CORR.)	HUCF
SAMPLE (CONCENTRATION)	447.	153.	1.46	79.		
BACKGROUND (CONCENTRATION)	18.	4.	0.06	0.		
MASS EMISSIONS (GM/MI)	7.08	4.97	732.99	4.32	4.44	1.027

COMPOSITE NJ/NY TEST

INLET PRESS. - 40.30 TEMP - 110. VOL/REV - 0.2702 REV COUNT - 1703.

SAMPLE (CONCENTRATION)	453.	110.	1.23	29.
BACKGROUND (CONCENTRATION)	12.	2.	0.06	0.

VEHICLE NO. - T2104164 DATE RECEIVED - 03/21/75

FEDERAL TEST PROCEDURE (1975) NUMBER - 15.
TEST COND : RUN DATE - 03/24/75 RUN NO -AC8214 WB TEMP - 62.0 DB TEMP - 74.0 BARO - 30.01
INERTIA - 5000. IHP - 9.9 AHP - 13.4 ODOM - 23881.

ENGINE PARAMETERS : ODOMETER - 25316. DWELL - 32.0 TIMING - 12.0 IDLE RPM - 610. IDLE CO - 0.0

COLD START
INLET PRESS. - 40.30 TEMP - 110. VOL/REV - 0.2702 REV COUNT - 11584.

	HC	CO	CO2	NOX		
SAMPLE (CONCENTRATION)	2388.	1368.	2.35	102.		
BACKGROUND (CONCENTRATION)	14.	16.	0.06	0.		
					NOX(CORR.)	HUCF
MASS EMISSIONS (GRAMS)	101.60	116.82	3380.30	14.48	13.68	0.945

COLD STABILIZED
INLET PRESS. - 40.30 TEMP - 110. VOL/REV - 0.2702 REV COUNT - 19910.

	HC	CO	CO2	NOX		
SAMPLE (CONCENTRATION)	1515.	182.	1.54	47.		
BACKGROUND (CONCENTRATION)	15.	15.	0.06	0.		
					NOX(CORR.)	HUCF
MASS EMISSIONS (GRAMS)	110.34	24.80	3453.27	11.47	10.83	0.945

HOT START
INLET PRESS. - 40.20 TEMP - 110. VOL/REV - 0.2703 REV COUNT - 11589.

	HC	CO	CO2	NOX		
SAMPLE (CONCENTRATION)	2067.	544.	2.13	77.		
BACKGROUND (CONCENTRATION)	17.	19.	0.06	0.		
					NOX(CORR.)	HUCF
MASS EMISSIONS (GRAMS)	87.83	45.41	2813.15	10.94	10.33	0.945

COMPOSITE
MASS EMISSIONS (GM/MI) 27.21 13.46 868.04 3.19 3.01
FUEL ECONOMY (MPG) - 9.10

COMMENT :

VEHICLE NO. - T2104164 DATE RECEIVED - 03/21/75

SHORT TEST SEQUENCE NUMBER -15.

TEST COND : RUN DATE - 03/24/75 RUN NO -A08214 WB TEMP - 62.0 DB TEMP - 74.0 BARO - 30.01

KEY MODE TEST

	MPH	HC,PPM	CO, %	NO,PPM
HI	49.	850.	0.12	948.
LO	34.	600.	0.05	1883.
IDLE	0.	550.	0.05	204.

FEDERAL THREE-MODE TEST

HI	50.	950.	0.10	1197.
LO	30.	750.	0.07	2085.
IDLE	0.	600.	0.08	96.

UNLOADED TEST

RPM - 2500.	660.	0.12	164.

COMMENTS :

EPA FEDERAL SHORT CYCLE TEST

INLET PRESS. - 40.50 TEMP - 110. VOL/REV - 0.2701 REV COUNT - 2820.

	HC	CO	CO2	NOX	NOX(CORR.)	HUCF
SAMPLE (CONCENTRATION)	1503.	95.	1.45	115.		
BACKGROUND (CONCENTRATION)	30.	11.	0.06	0.		
MASS EMISSIONS (GM/MI)	24.31	2.80	727.74	6.30	5.95	0.945

COMPOSITE NJ/NY TEST

INLET PRESS. - 40.50 TEMP - 110. VOL/REV - 0.2701 REV COUNT - 1712.

SAMPLE (CONCENTRATION)	1377.	122.	1.19	38.
BACKGROUND (CONCENTRATION)	54.	8.	0.05	0.

VEHICLE NO. - T2104164 DATE RECEIVED - 03/24/75

FEDERAL TEST PROCEDURE (1975) NUMBER - 16.
TEST COND : RUN DATE - 03/25/75 RUN NO -A08231 WB TEMP - 62.0 DB TEMP - 74.0 BARO - 29.74
INERTIA - 5000. IHP - 9.9 AHP - 13.4 ODOM - 23902.

ENGINE PARAMETERS : ODOMETER - 23902. DWELL - 32.0 TIMING - 12.0 IDLE RPM - 610. IDLE CO - 0.06

COLD START
INLET PRESS. - 40.30 TEMP - 110. VOL/REV - 0.2702 REV COUNT - 11628.

	HC	CO	CO2	NOX		
SAMPLE (CONCENTRATION)	2184.	1885.	2.34	84.		
BACKGROUND (CONCENTRATION)	10.	6.	0.06	0.		
					NOX(CORR.)	HUCF
MASS EMISSIONS (GRAMS)	92.46	161.35	3075.96	11.85	11.23	0.948

COLD STABILIZED
INLET PRESS. - 40.30 TEMP - 110. VOL/REV - 0.2702 REV COUNT - 19914.

	HC	CO	CO2	NOX		
SAMPLE (CONCENTRATION)	1437.	203.	1.52	43.		
BACKGROUND (CONCENTRATION)	13.	0.	0.06	0.		
					NOX(CORR.)	HUCF
MASS EMISSIONS (GRAMS)	103.72	29.85	3373.27	10.39	9.85	0.948

HOT START
INLET PRESS. - 40.30 TEMP - 110. VOL/REV - 0.2702 REV COUNT - 11618.

	HC	CO	CO2	NOX		
SAMPLE (CONCENTRATION)	2010.	560.	2.11	77.		
BACKGROUND (CONCENTRATION)	15.	8.	0.06	0.		
					NOX(CORR.)	HUCF
MASS EMISSIONS (GRAMS)	84.78	47.36	2763.28	10.85	10.29	0.948

COMPOSITE

MASS EMISSIONS (GM/MI)	25.57	16.83	836.13	2.89	2.74

FUEL ECONOMY (MPG) - 9.40

COMMENT :

VEHICLE NO. - T2104164 DATE RECEIVED - 03/24/75

SHORT TEST SEQUENCE NUMBER -16.

TEST COND : RUN DATE - 03/25/75 RUN NO -A08231 WB TEMP - 62.0 DB TEMP - 74.0 BARO - 29.74

KEY MODE TEST

	MPH	HC,PPM	CO, %	NO,PPM
HI	49.	760.	0.10	942.
LO	34.	510.	0.06	1883.
IDLE	0.	500.	0.05	177.

FEDERAL THREE-MODE TEST

HI	50.	900.	0.09	1073.
LO	30.	760.	0.05	1928.
IDLE	0.	550.	0.06	68.

UNLOADED TEST

RPM - 2500. 670. 0.14 136.

COMMENTS :

EPA FEDERAL SHORT CYCLE TEST

INLET PRESS. - 40.20 TEMP - 110. VOL/REV - 0.2703 REV COUNT - 2822.

	HC	CO	CO2	NOX	NOX(CORR.)	HUCF
SAMPLE (CONCENTRATION)	1644.	239.	1.56	85.		
BACKGROUND (CONCENTRATION)	24.	1.	0.06	0.		
MASS EMISSIONS (GM/MI)	26.78	7.94	786.47	4.66	4.42	0.948

COMPOSITE NJ/NY TEST

INLET PRESS. - 40.20 TEMP - 110. VOL/REV - 0.2703 REV COUNT - 1707.

SAMPLE (CONCENTRATION)	1317.	107.	1.19	39.
BACKGROUND (CONCENTRATION)	18.	7.	0.06	0.

VEHICLE NO. - T2104164 DATE RECEIVED - 03/26/75

FEDERAL TEST PROCEDURE (1975) NUMBER - 17.
TEST COND : RUN DATE - 03/27/75 RUN NO -AC8253 WB TEMP - 62.0 DB TEMP - 70.0 BARO - 29.84
INERTIA - 5000. IHP - 9.9 AHP - 13.4 ODOM - 23921.

ENGINE PARAMETERS : ODOMETER - 23921. DWELL - 32.0 TIMING - 12.0 IDLE RPM - 650. IDLE CO - 0.50

COLD START
INLET PRESS. - 40.50 TEMP - 110. VOL/REV - 0.2702 REV COUNT - 11614.

	HC	CO	CO2	NOX		
SAMPLE (CONCENTRATION)	495.	2443.	2.71	79.		
BACKGROUND (CONCENTRATION)	12.	15.	0.06	0.		
					NOX(CORR.)	HUCF
MASS EMISSIONS (GRAMS)	20.58	208.90	3582.19	11.17	10.89	0.976

COLD STABILIZED
INLET PRESS. - 40.50 TEMP - 110. VOL/REV - 0.2702 REV COUNT - 19960.

	HC	CO	CO2	NOX		
SAMPLE (CONCENTRATION)	254.	320.	1.68	31.		
BACKGROUND (CONCENTRATION)	14.	19.	0.06	0.		
					NOX(CORR.)	HUCF
MASS EMISSIONS (GRAMS)	17.58	44.51	3763.54	7.53	7.35	0.976

HOT START
INLET PRESS. - 40.40 TEMP - 110. VOL/REV - 0.2702 REV COUNT - 11614.

	HC	CO	CO2	NOX		
SAMPLE (CONCENTRATION)	450.	578.	2.26	59.		
BACKGROUND (CONCENTRATION)	17.	24.	0.06	0.		
					NOX(CORR.)	HUCF
MASS EMISSIONS (GRAMS)	18.46	47.68	2974.71	8.34	8.14	0.976

COMPOSITE

MASS EMISSIONS (GM/MI)	4.93	21.53	933.26	2.28	2.22

FUEL ECONOMY (MPG) - 9.03

COMMENT :

A-26

VEHICLE NO. - T2104164 DATE RECEIVED - 03/26/75

SHORT TEST SEQUENCE NUMBER -17.

TEST COND : RUN DATE - 03/27/75 RUN NO -A08253 WB TEMP - 62.0 DB TEMP - 70.0 BARO - 29.84

KEY MODE TEST

	MPH	HC,PPM	CO, %	NO,PPM
HI	49.	80.	0.14	719.
LO	34.	98.	0.07	1653.
IDLE	0.	180.	0.70	82.

FEDERAL THREE-MODE TEST

HI	50.	80.	0.12	923.
LO	30.	130.	0.15	2458.
IDLE	0.	180.	0.40	68.

UNLOADED TEST

RPM - 2500.	70.	0.10	550.

COMMENTS :

EPA FEDERAL SHORT CYCLE TEST

INLET PRESS. - 40.50 TEMP - 110. VOL/REV - 0.2702 REV COUNT - 2814.

	HC	CO	CO2	NOX		
SAMPLE (CONCENTRATION)	366.	477.	1.54	54.		
BACKGROUND (CONCENTRATION)	33.	55.	0.07	0.		
					NOX(CORR.)	HUCF
MASS EMISSIONS (GM/MI)	5.49	14.04	768.27	2.95	2.88	0.976

COMPOSITE NJ/NY TEST

INLET PRESS. - 40.50 TEMP - 110. VOL/REV - 0.2702 REV COUNT - 1710.

SAMPLE (CONCENTRATION)	222.	631.	1.34	26.
BACKGROUND (CONCENTRATION)	21.	46.	0.07	0.

VEHICLE NO. - T2104164 DATE RECEIVED - 03/27/75

FEDERAL TEST PROCEDURE (1975) NUMBER - 18A
TEST COND : RUN DATE - 03/28/75 RUN NO -A08259 WB TEMP - 57.0 DB TEMP - 76.0 BARO - 29.96
INERTIA - 5000. IHP - 9.9 AHP - 13.4 ODOM - 23945.

ENGINE PARAMETERS : ODOMETER - 23940. DWELL - 32.0 TIMING - 12.0 IDLE RPM - 650. IDLE CO - 0.04

COLD START
INLET PRESS. - 40.80 TEMP - 110. VOL/REV - 0.2701 REV COUNT - 11616.

	HC	CO	CO2	NOX	NOX(CORR.)	HUCF
SAMPLE (CONCENTRATION)	381.	1226.	2.69	89.		
BACKGROUND (CONCENTRATION)	7.	0.	0.06	0.		
MASS EMISSIONS (GRAMS)	15.99	105.85	3567.41	12.62	10.73	0.850

COLD STABILIZED
INLET PRESS. - 40.80 TEMP - 110. VOL/REV - 0.2701 REV COUNT - 19974.

	HC	CO	CO2	NOX	NOX(CORR.)	HUCF
SAMPLE (CONCENTRATION)	216.	253.	1.62	35.		
BACKGROUND (CONCENTRATION)	8.	2.	0.04	0.		
MASS EMISSIONS (GRAMS)	15.29	37.26	3685.22	8.54	7.26	0.850

HOT START
INLET PRESS. - 40.70 TEMP - 110. VOL/REV - 0.2702 REV COUNT - 11631.

	HC	CO	CO2	NOX	NOX(CORR.)	HUCF
SAMPLE (CONCENTRATION)	390.	399.	2.18	70.		
BACKGROUND (CONCENTRATION)	8.	2.	0.05	0.		
MASS EMISSIONS (GRAMS)	16.37	34.34	2894.79	9.95	8.46	0.850

COMPOSITE
MASS EMISSIONS (GM/MI) 4.20 13.65 915.90 2.62 2.23
FUEL ECONOMY (MPG) - 9.34

COMMENT :

VEHICLE NO. - T2104164 DATE RECEIVED - 03/27/75

SHORT TEST SEQUENCE NUMBER -18A

TEST COND : RUN DATE - 03/28/75 RUN NO -A08259 WB TEMP - 57.0 DB TEMP - 76.0 BARO - 29.96

KEY MODE TEST

	MPH	HC,PPM	CO, %	NO,PPM
HI	49.	85.	0.15	834.
LO	34.	110.	0.10	1745.
IDLE	0.	190.	0.50	82.

FEDERAL THREE-MODE TEST

HI	50.	80.	0.14	1123.
LO	30.	110.	0.12	2605.
IDLE	0.	100.	0.20	55.

UNLOADED TEST

RPM - 2500.	60.	0.10	641.

COMMENTS :

EPA FEDERAL SHORT CYCLE TEST

INLET PRESS. - 40.80 TEMP - 110. VOL/REV - 0.2701 REV COUNT - 2811.

	HC	CO	CO2	NOX	NOX(CORR.)	HUCF
SAMPLE (CONCENTRATION)	279.	325.	1.68	46.		
BACKGROUND (CONCENTRATION)	9.	4.	0.05	0.		
MASS EMISSIONS (GM/MI)	4.44	10.66	850.67	2.51	2.13	0.850

COMPOSITE NJ/NY TEST

INLET PRESS. - 40.80 TEMP - 110. VOL/REV - 0.2701 REV COUNT - 1712.

SAMPLE (CONCENTRATION)	294.	589.	1.35	25.
BACKGROUND (CONCENTRATION)	12.	4.	0.06	0.

VEHICLE NO. - T2104164 DATE RECEIVED - 03/31/75

FEDERAL TEST PROCEDURE (1975) NUMBER - 19B
TEST COND : RUN DATE - 04/01/75 RUN NO -ACB279 WB TEMP - 59.0 DB TEMP - 70.0 BARO - 29.93
INERTIA - 5000. IHP - 9.9 AHP - 13.4 ODOM - 24199.

ENGINE PARAMETERS : ODOMETER - 0. DWELL - 32.0 TIMING - 12.0 IDLE RPM - 650. IDLE CO - 0.04

COLD START
INLET PRESS. - 40.50 TEMP - 110. VOL/REV - 0.2702 REV COUNT - 11634.

	HC	CO	CO2	NOX	NOX(CORR.)	HUCF
SAMPLE (CONCENTRATION)	420.	849.	2.79	74.		
BACKGROUND (CONCENTRATION)	24.	3.	0.02	1.		
MASS EMISSIONS (GRAMS)	16.96	73.16	3763.42	10.37	9.52	0.918

COLD STABILIZED
INLET PRESS. - 40.50 TEMP - 110. VOL/REV - 0.2702 REV COUNT - 19958.

	HC	CO	CO2	NOX	NOX(CORR.)	HUCF
SAMPLE (CONCENTRATION)	263.	187.	1.73	30.		
BACKGROUND (CONCENTRATION)	13.	6.	0.05	0.		
MASS EMISSIONS (GRAMS)	18.37	26.85	3915.62	7.31	6.71	0.918

HOT START
INLET PRESS. - 40.60 TEMP - 110. VOL/REV - 0.2702 REV COUNT - 11611.

	HC	CO	CO2	NOX	NOX(CORR.)	HUCF
SAMPLE (CONCENTRATION)	420.	394.	2.33	59.		
BACKGROUND (CONCENTRATION)	14.	15.	0.06	1.		
MASS EMISSIONS (GRAMS)	17.35	32.70	3077.17	8.22	7.55	0.918

COMPOSITE
MASS EMISSIONS (GM/MI) 4.74 10.26 971.72 2.19 2.01
FUEL ECONOMY (MPG) - 8.85

COMMENT :

VEHICLE NO. - T2104164 DATE RECEIVED - 03/31/75

SHORT TEST SEQUENCE NUMBER -18B

TEST COND : RUN DATE - 04/01/75 RUN NO -A08279 WB TEMP - 59.0 DB TEMP - 70.0 BARO - 29.93

KEY MODE TEST

	MPH	HC,PPM	CO, %	NO,PPM
HI	49.	75.	0.15	719.
LO	34.	105.	0.08	1582.
IDLE	0.	190.	0.14	82.

FEDERAL THREE-MODE TEST

HI	50.	75.	0.12	986.
LO	30.	120.	0.10	2556.
IDLE	0.	142.	0.16	68.

UNLOADED TEST

RPM - 2500.	58.	0.08	550.

COMMENTS :

EPA FEDERAL SHORT CYCLE TEST

INLET PRESS. - 40.60 TEMP - 110. VOL/REV - 0.2702 REV COUNT - 2836.

	HC	CO	CO2	NOX	NOX(CORR.)	HUCF
SAMPLE (CONCENTRATION)	291.	236.	1.69	42.		
BACKGROUND (CONCENTRATION)	15.	8.	0.07	0.		
MASS EMISSIONS (GM/MI)	4.58	7.64	853.29	2.31	2.12	0.918

COMPOSITE NJ/NY TEST

INLET PRESS. - 40.60 TEMP - 110. VOL/REV - 0.2702 REV COUNT - 1710.

SAMPLE (CONCENTRATION)	366.	475.	1.41	23.
BACKGROUND (CONCENTRATION)	18.	4.	0.06	0.

A-91

Car No. 3

T2364165

VEHICLE NO. - T2364165 DATE RECEIVED - 01/23/75

FEDERAL TEST PROCEDURE (1975) NUMBER - 1.

TEST COND : RUN DATE - 02/19/75 RUN NO - A07934 WB TEMP - 67.0 DB TEMP - 74.0 BARO - 30.07

INERTIA - 5000. IHP - 10.1 AHP - 13.4 ODOM - 9975.

COLD START

INLET PRESS. - 43.30 TEMP - 110. VOL/REV - 0.2702 REV COUNT - 11603.

	HC	CO	CO2	NOX		
SAMPLE (CONCENTRATION)	40.	193.	3.11	64.		
BACKGROUND (CONCENTRATION)	12.	0.	0.08	1.		
					NOX(CORR.)	HUCF
MASS EMISSIONS (GRAMS)	1.19	16.60	4095.66	8.90	9.42	1.058

COLD STABILIZED

INLET PRESS. - 40.30 TEMP - 110. VOL/REV - 0.2702 REV COUNT - 19918.

	HC	CO	CO2	NOX		
SAMPLE (CONCENTRATION)	18.	9.	1.70	34.		
BACKGROUND (CONCENTRATION)	11.	2.	0.07	1.		
					NOX(CORR.)	HUCF
MASS EMISSIONS (GRAMS)	0.52	1.04	3313.23	8.07	8.54	1.058

HOT START

INLET PRESS. - 40.40 TEMP - 110. VOL/REV - 0.2702 REV COUNT - 11606.

	HC	CO	CO2	NOX		
SAMPLE (CONCENTRATION)	116.	102.	2.41	50.		
BACKGROUND (CONCENTRATION)	11.	0.	0.07	1.		
					NOX(CORR.)	HUCF
MASS EMISSIONS (GRAMS)	4.51	8.85	3188.90	6.98	7.39	1.058

COMPOSITE

MASS EMISSIONS (GM/MI)	0.48	1.76	985.60	2.12	2.24

FUEL ECONOMY (MPG) - 8.97

COMMENT :

VEHICLE NO. - T2364165 DATE RECEIVED - 01/23/75

SHORT TEST SEQUENCE NUMBER - 1.

TEST COND : RUN DATE - 02/19/75 RUN NO - A07934 WB TEMP - 67.0 DB TEMP - 74.0 BARO - 30.07

KEY MODE TEST

	MPH	HC,PPM	CO, %	NO,PPM
HI	49.	35.	0.04	405.
LO	34.	39.	0.02	1234.
IDLE	0.	41.	0.01	191.

FEDERAL THREE-MODE TEST

HI	50.	31.	0.03	602.
LO	30.	41.	0.03	2085.
IDLE	0.	39.	0.02	96.

UNLOADED TEST

RPM - 2500. 39. 0.02 445.

COMMENTS :

A-95

EPA FEDERAL SHORT CYCLE TEST

INLET PRESS. - 40.20 TEMP - 110. VOL/REV - 0.2703 REV COUNT - 2829.

	HC	CO	CO2	NOX	NOX(CORR.)	HUCF
SAMPLE (CONCENTRATION)	26.	28.	1.61	49.		
BACKGROUND (CONCENTRATION)	11.	3.	0.08	1.		
MASS EMISSIONS (GM/MI)	0.25	0.84	204.19	2.64	2.79	1.058

COMPOSITE NJ/NY TEST

INLET PRESS. - 40.40 TEMP - 110. VOL/REV - 0.2702 REV COUNT - 1708.

SAMPLE (CONCENTRATION)	28.	29.	1.30	24.
BACKGROUND (CONCENTRATION)	12.	9.	0.06	1.

VEHICLE NO. - T2364165 DATE RECEIVED - 02/19/75

FEDERAL TEST PROCEDURE (1975) NUMBER - 2.
TEST COND : RUN DATE - 02/20/75 RUN NO -A07949 WB TEMP - 70.0 DB TEMP - 77.0 BARO - 29.94
INERTIA - 5000. IHP - 10.1 AHP - 13.4 ODOM - 9996.

ENGINE PARAMETERS : ODOMETER - 0. DWELL - 30.0 TIMING - 6.0 IDLE RPM - 600. IDLE CO - 0.02

COLD START
INLET PRESS. - 39.80 TEMP - 110. VOL/REV - 0.2705 REV COUNT - 11616.

	HC	CO	CO2	NOX	NOX(CORR.)	HUCF
SAMPLE (CONCENTRATION)	41.	171.	3.04	65.		
BACKGROUND (CONCENTRATION)	10.	1.	0.07	0.		
MASS EMISSIONS (GRAMS)	1.33	14.73	4042.58	9.25	10.38	1.122

COLD STABILIZED
INLET PRESS. - 39.80 TEMP - 110. VOL/REV - 0.2705 REV COUNT - 19974.

	HC	CO	CO2	NOX	NOX(CORR.)	HUCF
SAMPLE (CONCENTRATION)	16.	9.	1.70	33.		
BACKGROUND (CONCENTRATION)	10.	1.	0.08	0.		
MASS EMISSIONS (GRAMS)	0.44	1.19	3791.63	8.08	9.06	1.122

HOT START
INLET PRESS. - 40.00 TEMP - 110. VOL/REV - 0.2704 REV COUNT - 11620.

	HC	CO	CO2	NOX	NOX(CORR.)	HUCF
SAMPLE (CONCENTRATION)	90.	97.	2.41	55.		
BACKGROUND (CONCENTRATION)	11.	3.	0.08	1.		
MASS EMISSIONS (GRAMS)	3.39	8.14	3169.65	7.68	8.61	1.122

COMPOSITE

MASS EMISSIONS (GM/MI)	0.39	1.62	978.22	2.19	2.46

FUEL ECONOMY (MPG) - 9.04

COMMENT :

VEHICLE NO. - T2364165 DATE RECEIVED - 02/19/75

SHORT TEST SEQUENCE NUMBER - 2.

TEST COND : RUN DATE - 02/20/75 RUN NO -A07949 WB TEMP - 70.0 DB TEMP - 77.0 BARO - 29.94

KEY MODE TEST

	MPH	HC,PPM	CO, %	NO,PPM
HI	49.	30.	0.01	365.
LO	34.	31.	0.01	1222.
IDLE	0.	35.	0.02	191.

FEDERAL THREE-MODE TEST

HI	50.	31.	0.03	511.
LO	30.	35.	0.02	2107.
IDLE	0.	38.	0.02	96.

UNLOADED TEST

RPM - 2500.	39.	0.02	405.

COMMENTS :

EPA FEDERAL SHORT CYCLE TEST

INLET PRESS. - 40.00 TEMP - 110. VOL/REV - 0.2704 REV COUNT - 2816.

	HC	CO	CO2	NOX	NOX(CORR.)	HUCF
SAMPLE (CONCENTRATION)	27.	16.	1.58	53.		
BACKGROUND (CONCENTRATION)	12.	3.	0.07	0.		
MASS EMISSIONS (GM/MI)	0.25	0.43	790.32	2.90	3.25	1.122

COMPOSITE NJ/NY TEST

INLET PRESS. - 39.80 TEMP - 110. VOL/REV - 0.2706 REV COUNT - 1735.

SAMPLE (CONCENTRATION)	26.	18.	1.27	25.
BACKGROUND (CONCENTRATION)	11.	3.	0.07	0.

VEHICLE NO. - T2364165 DATE RECEIVED - 02/20/75

FEDERAL TEST PROCEDURE (1975) NUMBER - 3.
TEST COND : RUN DATE - 02/21/75 RUN NO -A07963 WB TEMP - 62.0 DB TEMP - 81.0 BARO - 29.99
INERTIA - 5000. IHP - 10.1 AHP - 13.4 ODOM - 10020.

ENGINE PARAMETERS : ODOMETER - 10016. DWELL - 30.0 TIMING - 6.0 IDLE RPM - 600. IDLE CO - 0.02

COLD START
INLET PRESS. - 40.40 TEMP - 110. VOL/REV - 0.2702 REV COUNT - 11612.

	HC	CO	CO2	NOX		
SAMPLE (CONCENTRATION)	72.	384.	3.43	73.		
BACKGROUND (CONCENTRATION)	10.	0.	0.07	0.		
					NOX(CORR.)	HUCF
MASS EMISSIONS (GRAMS)	2.66	33.23	4567.77	10.38	9.32	0.898

COLD STABILIZED
INLET PRESS. - 40.40 TEMP - 110. VOL/REV - 0.2702 REV COUNT - 19935.

	HC	CO	CO2	NOX		
SAMPLE (CONCENTRATION)	13.	11.	1.89	40.		
BACKGROUND (CONCENTRATION)	10.	0.	0.07	0.		
					NOX(CORR.)	HUCF
MASS EMISSIONS (GRAMS)	0.22	1.63	4247.62	9.76	8.77	0.898

HOT START
INLET PRESS. - 40.00 TEMP - 110. VOL/REV - 0.2704 REV COUNT - 11624.

	HC	CO	CO2	NOX		
SAMPLE (CONCENTRATION)	151.	189.	2.71	58.		
BACKGROUND (CONCENTRATION)	9.	0.	0.05	0.		
					NOX(CORR.)	HUCF
MASS EMISSIONS (GRAMS)	6.10	16.40	3626.51	8.27	7.43	0.898

COMPOSITE
MASS EMISSIONS (GM/MI) 0.65 3.37 1103.85 2.52 2.27
FUEL ECONOMY (MPG) - 7.99

COMMENT :

VEHICLE NO. - T2364165 DATE RECEIVED - 02/20/75

SHORT TEST SEQUENCE NUMBER - 3.

TEST COND : RUN DATE - 02/21/75 RUN NO -A07963 WB TEMP - 62.0 DB TEMP - 81.0 BARO - 29.99

KEY MODE TEST

	MPH	HC,PPM	CO, %	NO,PPM
HI	49.	30.	0.02	445.
LO	34.	31.	0.04	164.
IDLE	0.	32.	0.02	180.

FEDERAL THREE-MODE TEST

HI	50.	40.	0.04	628.
LO	30.	40.	0.04	298.
IDLE	0.	39.	0.03	96.

UNLOADED TEST

RPM - 2500.	41.	0.04	96.

COMMENTS :

EPA FEDERAL SHORT CYCLE TEST

INLET PRESS. - 40.50 TEMP - 110. VOL/REV - 0.2702 REV COUNT - 2826.

	HC	CO	CO2	NOX	NOX(CORR.)	HUCF
SAMPLE (CONCENTRATION)	16.	18.	1.70	49.		
BACKGROUND (CONCENTRATION)	8.	0.	0.06	1.		
MASS EMISSIONS (GM/MI)	0.13	0.60	860.78	2.63	2.37	0.898

COMPOSITE NJ/NY TEST

INLET PRESS. - 40.40 TEMP - 110. VOL/REV - 0.2702 REV COUNT - 1711.

SAMPLE (CONCENTRATION)	18.	26.	1.40	25.
BACKGROUND (CONCENTRATION)	7.	0.	0.05	0.

A-99

VEHICLE NO. - T2364165 DATE RECEIVED - 02/25/75

FEDERAL TEST PROCEDURE (1975) NUMBER - 4.
TEST COND : RUN DATE - 02/27/75 RUN NO -A08003 WB TEMP - 60.0 DB TEMP - 71.0 BARO - 30.00
INERTIA - 5000. IHP - 9.9 AHP - 13.4 ODOM - 10053.

ENGINE PARAMETERS : ODOMETER - 0. DWELL - 29.5 TIMING - 12.0 IDLE RPM - 690. IDLE CO - 0.02

COLD START
INLET PRESS. - 39.70 TEMP - 110. VOL/REV - 0.2706 REV COUNT - 11594.

	HC	CO	CO2	NOX	NOX(CORR.)	HUCF
SAMPLE (CONCENTRATION)	79.	433.	2.98	28.		
BACKGROUND (CONCENTRATION)	14.	0.	0.06	0.		
MASS EMISSIONS (GRAMS)	2.79	37.55	3978.36	3.99	3.70	0.928

COLD STABILIZED
INLET PRESS. - 39.70 TEMP - 110. VOL/REV - 0.2706 REV COUNT - 19943.

	HC	CO	CO2	NOX	NOX(CORR.)	HUCF
SAMPLE (CONCENTRATION)	30.	151.	1.72	22.		
BACKGROUND (CONCENTRATION)	16.	0.	0.07	0.		
MASS EMISSIONS (GRAMS)	1.03	22.52	3866.89	5.39	5.00	0.928

HOT START
INLET PRESS. - 39.80 TEMP - 110. VOL/REV - 0.2706 REV COUNT - 11537.

	HC	CO	CO2	NOX	NOX(CORR.)	HUCF
SAMPLE (CONCENTRATION)	95.	350.	2.43	25.		
BACKGROUND (CONCENTRATION)	14.	0.	0.06	0.		
MASS EMISSIONS (GRAMS)	3.46	30.19	3212.26	3.54	3.29	0.928

COMPOSITE

MASS EMISSIONS (GM/MI)	0.56	7.45	987.81	1.22	1.13

FUEL ECONOMY (MPG) - 8.86

COMMENT :

VEHICLE NO. - T2364165 DATE RECEIVED - 02/25/75

SHORT TEST SEQUENCE NUMBER - 4.

TEST COND : RUN DATE - 02/27/75 RUN NO -A08003 WB TEMP - 60.0 DB TEMP - 71.0 BARO - 30.00

KEY MODE TEST

	MPH	HC,PPM	CO, %	NO,PPM
HI	49.	25.	1.35	82.
LO	34.	25.	0.01	1222.
IDLE	0.	28.	0.01	177.

FEDERAL THREE-MODE TEST

HI	50.	40.	1.55	123.
LO	30.	35.	0.02	1392.
IDLE	0.	30.	0.01	68.

UNLOADED TEST

RPM - 2500.	34.	0.01	82.

COMMENTS :

EPA FEDERAL SHORT CYCLE TEST

INLET PRESS. - 40.00 TEMP - 110. VOL/REV - 0.2705 REV COUNT - 2821.

	HC	CO	CO2	NOX	NOX(CORR.)	HUCF
SAMPLE (CONCENTRATION)	43.	288.	1.71	14.		
BACKGROUND (CONCENTRATION)	14.	0.	0.06	1.		
MASS EMISSIONS (GM/MI)	0.48	9.61	865.45	0.71	0.66	0.928

COMPOSITE NJ/NY TEST

INLET PRESS. - 39.90 TEMP - 110. VOL/REV - 0.2705 REV COUNT - 1712.

SAMPLE (CONCENTRATION)	45.	302.	1.32	11.
BACKGROUND (CONCENTRATION)	14.	0.	0.06	0.

A-101

VEHICLE NO. - T2364165 DATE RECEIVED - 02/27/75

FEDERAL TEST PROCEDURE (1975) NUMBER - 5.
TEST COND : RUN DATE - 03/04/75 RUN NO -A08052 WB TEMP - 62.0 DB TEMP - 71.0 BARO - 29.88
INERTIA - 5000. IHP - 9.9 AHP - 13.4 ODOM - 10086.

ENGINE PARAMETERS : ODOMETER - 10074. DWELL - 29.5 TIMING - 12.0 IDLE RPM - 690. IDLE CO - 0.02

COLD START
INLET PRESS. - 40.10 TEMP - 110. VOL/REV - 0.2704 REV COUNT - 11617.

	HC	CO	CO2	NOX	NOX(CORR.)	HUCF
SAMPLE (CONCENTRATION)	84.	2100.	3.01	26.		
BACKGROUND (CONCENTRATION)	10.	9.	0.06	0.		
MASS EMISSIONS (GRAMS)	3.16	180.55	4002.03	3.69	3.57	0.968

COLD STABILIZED
INLET PRESS. - 40.10 TEMP - 110. VOL/REV - 0.2704 REV COUNT - 19918.

	HC	CO	CO2	NOX	NOX(CORR.)	HUCF
SAMPLE (CONCENTRATION)	28.	846.	1.72	19.		
BACKGROUND (CONCENTRATION)	12.	17.	0.06	0.		
MASS EMISSIONS (GRAMS)	1.17	122.73	3861.16	4.62	4.47	0.968

HOT START
INLET PRESS. - 40.10 TEMP - 110. VOL/REV - 0.2704 REV COUNT - 11618.

	HC	CO	CO2	NOX	NOX(CORR.)	HUCF
SAMPLE (CONCENTRATION)	129.	1926.	2.37	24.		
BACKGROUND (CONCENTRATION)	14.	13.	0.06	0.		
MASS EMISSIONS (GRAMS)	4.92	165.20	3134.06	3.40	3.29	0.968

COMPOSITE

MASS EMISSIONS (GM/MI)	0.71	39.27	982.46	1.09	1.05

FUEL ECONOMY (MPG) - 8.48

COMMENT :

VEHICLE NO. - T2364165 DATE RECEIVED - 02/27/75

SHORT TEST SEQUENCE NUMBER - 5.

TEST COND : RUN DATE - 03/04/75 RUN NO -A08052 WB TEMP - 62.0 DB TEMP - 71.0 BARO - 29.88

KEY MODE TEST

	MPH	HC,PPM	CO, %	NO,PPM
HI	49.	31.	1.80	87.
LO	34.	30.	0.03	1049.
IDLE	0.	30.	0.02	191.

FEDERAL THREE-MODE TEST

HI	50.	33.	1.90	82.
LO	30.	35.	0.10	667.
IDLE	0.	35.	0.03	82.

UNLOADED TEST

RPM - 2500.	40.	0.03	405.

COMMENTS :

EPA FEDERAL SHORT CYCLE TEST

INLET PRESS. - 40.10 TEMP - 110. VOL/REV - 0.2704 REV COUNT - 2837.

	HC	CO	CO2	NOX	NOX(CORR.)	HUCF
SAMPLE (CONCENTRATION)	37.	920.	1.69	25.		
BACKGROUND (CONCENTRATION)	15.	11.	0.06	0.		
MASS EMISSIONS (GM/MI)	0.37	30.51	859.49	1.38	1.33	0.968

COMPOSITE NJ/NY TEST

INLET PRESS. - 40.10 TEMP - 110. VOL/REV - 0.2705 REV COUNT - 1709.

SAMPLE (CONCENTRATION)	33.	749.	1.33	14.
BACKGROUND (CONCENTRATION)	11.	13.	0.06	0.

A-103

VEHICLE NO. - T2364165 DATE RECEIVED - 03/05/75

FEDERAL TEST PROCEDURE (1975) NUMBER - 6.
TEST COND : RUN DATE - 03/10/75 RUN NO -A08100 WB TEMP - 59.0 DB TEMP - 68.0 BARO - 29.80
INERTIA - 5000. IHP - 9.9 AHP - 13.4 ODOM - 10153.

ENGINE PARAMETERS : ODOMETER - 10115. DWELL - 29.5 TIMING - 12.0 IDLE RPM - 610. IDLE CO - 0.03

COLD START
INLET PRESS. - 38.80 TEMP - 110. VOL/REV - 0.2710 REV COUNT - 11602.

	HC	CO	CO2	NOX	NOX(CORR.)	HUCF
SAMPLE (CONCENTRATION)	114.	539.	3.12	58.		
BACKGROUND (CONCENTRATION)	2.	34.	0.07	1.		
MASS EMISSIONS (GRAMS)	4.80	43.67	4143.91	8.10	7.55	0.933

COLD STABILIZED
INLET PRESS. - 38.80 TEMP - 110. VOL/REV - 0.2710 REV COUNT - 19939.

	HC	CO	CO2	NOX	NOX(CORR.)	HUCF
SAMPLE (CONCENTRATION)	15.	98.	1.73	29.		
BACKGROUND (CONCENTRATION)	5.	14.	0.06	0.		
MASS EMISSIONS (GRAMS)	0.74	12.48	3899.40	7.08	6.60	0.933

HOT START
INLET PRESS. - 39.80 TEMP - 110. VOL/REV - 0.2705 REV COUNT - 11621.

	HC	CO	CO2	NOX	NOX(CORR.)	HUCF
SAMPLE (CONCENTRATION)	116.	344.	2.63	63.		
BACKGROUND (CONCENTRATION)	6.	9.	0.07	1.		
MASS EMISSIONS (GRAMS)	4.70	28.88	3467.95	8.78	8.19	0.933

COMPOSITE

MASS EMISSIONS (GM/MI)	0.73	6.36	1021.07	2.08	1.94

FUEL ECONOMY (MPG) - 8.59

COMMENT :

A-104

VEHICLE NO. - T2364165 DATE RECEIVED - 03/05/75

SHORT TEST SEQUENCE NUMBER - 6.

TEST COND : RUN DATE - 03/10/75 RUN NO -A08100 WB TEMP - 59.0 DB TEMP - 68.0 BARO - 29.80

KEY MODE TEST

	MPH	HC,PPM	CO, %	NO,PPM
HI	49.	30.	0.02	445.
LO	34.	40.	0.05	1295.
IDLE	0.	100.	1.00	191.

FEDERAL THREE-MODE TEST

HI	50.	35.	0.02	667.
LO	30.	30.	0.04	2129.
IDLE	0.	45.	0.02	109.

UNLOADED TEST

RPM - 2500.		45.	0.05	537.

COMMENTS :

A-105

EPA FEDERAL SHORT CYCLE TEST

INLET PRESS. - 38.80 TEMP - 110. VOL/REV - 0.2710 REV COUNT - 2829.

	HC	CO	CO2	NOX	NOX(CORR.)	HUCF
SAMPLE (CONCENTRATION)	101.	1196.	1.70	35.		
BACKGROUND (CONCENTRATION)	4.	2.	0.06	1.		
MASS EMISSIONS (GM/MI)	1.61	40.05	864.24	1.87	1.75	0.933

COMPOSITE NJ/NY TEST

INLET PRESS. - 38.80 TEMP - 110. VOL/REV - 0.2710 REV COUNT - 1739.

SAMPLE (CONCENTRATION)	56.	622.	1.46	24.
BACKGROUND (CONCENTRATION)	5.	4.	0.06	0.

VEHICLE NO. - T2364165 DATE RECEIVED - 03/10/75

FEDERAL TEST PROCEDURE (1975) NUMBER - 7.
TEST COND : RUN DATE - 03/20/75 RUN NO -AC818C WB TEMP - 65.0 DB TEMP - 75.0 BARO - 29.90
INERTIA - 5000. IHP - 9.9 AHP - 13.4 ODOM - 10199.

ENGINE PARAMETERS : ODOMETER - 10174. DWELL - 29.5 TIMING - 12.0 IDLE RPM - 610. IDLE CO - 0.03

COLD START
INLET PRESS. - 40.30 TEMP - 110. VOL/REV - 0.2703 REV COUNT - 11589.

	HC	CO	CO2	NOX	NOX(CORR.)	HUCF
SAMPLE (CONCENTRATION)	86.	954.	3.06	56.		
BACKGROUND (CONCENTRATION)	13.	16.	0.06	0.		
MASS EMISSIONS (GRAMS)	3.11	80.78	4059.34	7.92	7.94	1.002

COLD STABILIZED
INLET PRESS. - 40.30 TEMP - 110. VOL/REV - 0.2703 REV COUNT - 19910.

	HC	CO	CO2	NOX	NOX(CORR.)	HUCF
SAMPLE (CONCENTRATION)	22.	111.	1.73	29.		
BACKGROUND (CONCENTRATION)	14.	22.	0.06	0.		
MASS EMISSIONS (GRAMS)	0.59	13.17	3882.18	7.05	7.06	1.002

HOT START
INLET PRESS. - 40.10 TEMP - 110. VOL/REV - 0.2704 REV COUNT - 11620.

	HC	CO	CO2	NOX	NOX(CORR.)	HUCF
SAMPLE (CONCENTRATION)	146.	491.	2.41	47.		
BACKGROUND (CONCENTRATION)	15.	7.	0.06	0.		
MASS EMISSIONS (GRAMS)	5.61	41.83	3191.24	6.67	6.69	1.002

COMPOSITE

MASS EMISSIONS (GM/MI)	0.68	9.57	992.89	1.90	1.91

FUEL ECONOMY (MPG) - 8.79

COMMENT :

VEHICLE NO. - T2364165 DATE RECEIVED - 03/10/75

SHORT TEST SEQUENCE NUMBER - 7.

TEST COND : RUN DATE - 03/20/75 RUN NO -AC8180 WB TEMP - 65.0 DB TEMP - 75.0 BARO - 29.90

KEY MODE TEST

	MPH	HC,PPM	CO, %	NO,PPM
HI	49.	28.	0.03	405.
LO	34.	30.	0.02	1368.
IDLE	0.	35.	0.25	177.

FEDERAL THREE-MODE TEST

HI	50.	32.	0.04	550.
LO	30.	50.	0.25	1606.
IDLE	0.	55.	0.75	82.

UNLOADED TEST

RPM - 2500.		40.	0.50	352.

COMMENTS :

EPA FEDERAL SHORT CYCLE TEST

INLET PRESS. - 40.20 TEMP - 110. VOL/REV - 0.2704 REV COUNT - 2816.

	HC	CO	CO2	NOX		
SAMPLE (CONCENTRATION)	177.	2182.	1.61	30.		
BACKGROUND (CONCENTRATION)	15.	14.	0.08	0.		
					NOX(CORR.)	HUCF
MASS EMISSIONS (GM/MI)	2.67	72.22	800.79	1.64	1.65	1.002

COMPOSITE NJ/NY TEST

INLET PRESS. - 40.20 TEMP - 110. VOL/REV - 0.2704 REV COUNT - 1715.

SAMPLE (CONCENTRATION)	126.	1472.	1.24	27.
BACKGROUND (CONCENTRATION)	15.	6.	0.07	0.

VEHICLE NO. - T2364165 DATE RECEIVED - 03/20/75

FEDERAL TEST PROCEDURE (1975) NUMBER - 3.
TEST COND : RUN DATE - 03/21/75 RUN NO -AC8153 WB TEMP - 59.0 DB TEMP - 69.0 BARO - 29.93
INERTIA - 5000. IHP - 9.9 AHP - 13.4 ODOM - 10223.

ENGINE PARAMETERS : ODOMETER - 10218. DWELL - 29.5 TIMING - 12.0 IDLE RPM - 690. IDLE CO - 0.02

COLD START
INLET PRESS. - 40.40 TEMP - 110. VOL/REV - 0.2702 REV COUNT - 11606.

	HC	CO	CO2	NOX	NOX(CORR.)	HUCF
SAMPLE (CONCENTRATION)	34.	132.	2.38	66.		
BACKGROUND (CONCENTRATION)	7.	0.	0.05	0.		
MASS EMISSIONS (GRAMS)	1.15	11.39	3836.73	9.36	8.65	0.925

COLD STABILIZED
INLET PRESS. - 40.40 TEMP - 110. VOL/REV - 0.2702 REV COUNT - 19940.

	HC	CO	CO2	NOX	NOX(CORR.)	HUCF
SAMPLE (CONCENTRATION)	15.	9.	1.65	33.		
BACKGROUND (CONCENTRATION)	7.	2.	0.05	0.		
MASS EMISSIONS (GRAMS)	0.59	1.04	3726.81	8.04	7.43	0.925

HOT START
INLET PRESS. - 40.20 TEMP - 110. VOL/REV - 0.2703 REV COUNT - 11619.

	HC	CO	CO2	NOX	NOX(CORR.)	HUCF
SAMPLE (CONCENTRATION)	64.	63.	2.38	55.		
BACKGROUND (CONCENTRATION)	7.	3.	0.05	0.		
MASS EMISSIONS (GRAMS)	2.44	6.92	3165.30	7.81	7.22	0.925

COMPOSITE

MASS EMISSIONS (GM/MI)	0.33	1.32	957.44	2.20	2.04

FUEL ECONOMY (MPG) - 9.24

COMMENT :

VEHICLE NO. - T2364165 DATE RECEIVED - 03/20/75

SHORT TEST SEQUENCE NUMBER - 8.

TEST COND : RUN DATE - 03/21/75 RUN NO -AC8193 WB TEMP - 59.0 DB TEMP - 69.0 BARO - 29.93

KEY MODE TEST

	MPH	HC,PPM	CO, %	NO,PPM
HI	49.	23.	0.03	352.
LO	34.	25.	0.02	615.
IDLE	0.	25.	0.02	177.

FEDERAL THREE-MODE TEST

HI	50.	23.	0.03	537.
LO	30.	22.	0.02	204.
IDLE	0.	22.	0.02	68.

UNLOADED TEST

RPM - 2500.	23.	0.03	245.

COMMENTS :

EPA FEDERAL SHORT CYCLE TEST

INLET PRESS. - 40.40 TEMP - 110. VOL/REV - 0.2702 REV COUNT - 2816.

	HC	CO	CO2	NOX	NOX(CORR.)	HUCF
SAMPLE (CONCENTRATION)	16.	18.	1.68	48.		
BACKGROUND (CONCENTRATION)	7.	1.	0.04	0.		
MASS EMISSIONS (GM/MI)	0.15	0.57	857.73	2.62	2.43	0.925

COMPOSITE NJ/NY TEST

INLET PRESS. - 40.40 TEMP - 110. VOL/REV - 0.2702 REV COUNT - 1717.

SAMPLE (CONCENTRATION)	23.	8.	1.32	27.
BACKGROUND (CONCENTRATION)	7.	0.	0.06	0.

VEHICLE NO. - T2364165 DATE RECEIVED - 03/24/75

FEDERAL TEST PROCEDURE (1975) NUMBER - 9.
TEST COND : RUN DATE - 03/24/75 RUN NO -AC8215 WB TEMP - 63.0 DB TEMP - 75.0 BARO - 29.99
INERTIA - 5000. IHP - 9.9 AHP - 13.4 ODOM - 10246.

ENGINE PARAMETERS : ODOMETER - 10295. DWELL - 29.5 TIMING - 12.0 IDLE RPM - 670. IDLE CO - 0.02

COLD START
INLET PRESS. - 40.40 TEMP - 110. VOL/REV - 0.2702 REV COUNT - 11591.

	HC	CO	CO2	NOX		
SAMPLE (CONCENTRATION)	61.	216.	2.88	68.		
BACKGROUND (CONCENTRATION)	12.	2.	0.06	0.		
					NOX(CORR.)	HUCF
MASS EMISSIONS (GRAMS)	2.10	18.48	3826.73	9.65	9.24	0.958

COLD STABILIZED
INLET PRESS. - 40.40 TEMP - 110. VOL/REV - 0.2702 REV COUNT - 19892.

	HC	CO	CO2	NOX		
SAMPLE (CONCENTRATION)	24.	9.	1.64	34.		
BACKGROUND (CONCENTRATION)	11.	1.	0.05	0.		
					NOX(CORR.)	HUCF
MASS EMISSIONS (GRAMS)	0.95	1.19	3702.83	8.28	7.93	0.958

HOT START
INLET PRESS. - 40.30 TEMP - 110. VOL/REV - 0.2702 REV COUNT - 11599.

	HC	CO	CO2	NOX		
SAMPLE (CONCENTRATION)	111.	103.	2.33	56.		
BACKGROUND (CONCENTRATION)	11.	2.	0.05	0.		
					NOX(CORR.)	HUCF
MASS EMISSIONS (GRAMS)	4.28	8.73	3096.93	7.95	7.62	0.958

COMPOSITE
MASS EMISSIONS (GM/MI) 0.57 1.38 948.48 2.26 2.17
FUEL ECONOMY (MPG) - 9.31

COMMENT :

VEHICLE NO. - T2364165 DATE RECEIVED - 03/24/75

SHORT TEST SEQUENCE NUMBER - 9.

TEST COND : RUN DATE - 03/24/75 RUN NO -A08215 WB TEMP - 63.0 DB TEMP - 75.0 BARO - 29.99

KEY MODE TEST

	MPH	HC,PPM	CO, %	NO,PPM
HI	49.	50.	0.03	378.
LO	34.	48.	0.02	706.
IDLE	0.	45.	0.02	218.

FEDERAL THREE-MODE TEST

HI	50.	55.	0.04	576.
LO	30.	50.	0.03	218.
IDLE	0.	45.	0.02	82.

UNLOADED TEST

RPM - 2500.		45.	0.03	271.

COMMENTS :

EPA FEDERAL SHORT CYCLE TEST

INLET PRESS. - 40.20 TEMP - 110. VOL/REV - 0.2704 REV COUNT - 2810.

	HC	CO	CO2	NOX		
SAMPLE (CONCENTRATION)	26.	23.	1.62	49.		
BACKGROUND (CONCENTRATION)	11.	4.	0.05	0.		
					NOX(CORR.)	HUCF
MASS EMISSIONS (GM/MI)	0.25	0.63	819.98	2.68	2.56	0.958

COMPOSITE NJ/NY TEST

INLET PRESS. - 40.20 TEMP - 110. VOL/REV - 0.2704 REV COUNT - 1719.

SAMPLE (CONCENTRATION)	30.	14.	1.31	25.
BACKGROUND (CONCENTRATION)	13.	2.	0.05	0.

VEHICLE NO. - T2364165 DATE RECEIVED - 03/24/75

FEDERAL TEST PROCEDURE (1975) NUMBER - 10.
TEST COND : RUN DATE - 03/25/75 RUN NO -AC8230 WB TEMP - 63.0 DB TEMP - 72.0 BARO - 29.80
INERTIA - 5000. IHP - 9.9 AHP - 13.4 ODOM - 10266.

ENGINE PARAMETERS : ODOMETER - 10266. DWELL - 29.5 TIMING - 12.0 IDLE RPM - 690. IDLE CO - 0.03

COLD START
INLET PRESS. - 40.40 TEMP - 110. VOL/REV - 0.2702 REV COUNT - 11595.

	HC	CO	CO2	NOX		
SAMPLE (CONCENTRATION)	41.	197.	3.00	62.		
BACKGROUND (CONCENTRATION)	13.	9.	0.06	0.		
					NOX(CORR.)	HUCF
MASS EMISSIONS (GRAMS)	1.19	16.13	3962.89	8.74	8.58	0.982

COLD STABILIZED
INLET PRESS. - 40.40 TEMP - 110. VOL/REV - 0.2702 REV COUNT - 19918.

	HC	CO	CO2	NOX		
SAMPLE (CONCENTRATION)	20.	20.	1.68	32.		
BACKGROUND (CONCENTRATION)	13.	11.	0.06	0.		
					NOX(CORR.)	HUCF
MASS EMISSIONS (GRAMS)	0.51	1.33	3751.06	7.75	7.61	0.982

HOT START
INLET PRESS. - 40.20 TEMP - 110. VOL/REV - 0.2703 REV COUNT - 11598.

	HC	CO	CO2	NOX		
SAMPLE (CONCENTRATION)	387.	212.	2.53	50.		
BACKGROUND (CONCENTRATION)	20.	4.	0.06	0.		
					NOX(CORR.)	HUCF
MASS EMISSIONS (GRAMS)	15.61	17.87	3333.28	7.05	6.93	0.982

COMPOSITE
MASS EMISSIONS (GM/MI) 1.32 2.46 980.68 2.07 2.03
FUEL ECONOMY (MPG) - 8.98

COMMENT :

VEHICLE NO. - T2364165 DATE RECEIVED - 03/24/75

SHORT TEST SEQUENCE NUMBER -10.

TEST COND : RUN DATE - 03/25/75 RUN NO -AC8230 WB TEMP - 63.0 DB TEMP - 72.0 BARO - 29.80

KEY MODE TEST

	MPH	HC,PPM	CO, %	NO,PPM
HI	49.	30.	0.03	312.
LO	34.	28.	0.03	484.
IDLE	0.	25.	0.02	177.

FEDERAL THREE-MODE TEST

HI	50.	28.	0.04	484.
LO	30.	28.	0.03	191.
IDLE	0.	23.	0.02	68.

UNLOADED TEST

RPM - 2500.		25.	0.03	191.

COMMENTS :

EPA FEDERAL SHORT CYCLE TEST

INLET PRESS. - 40.40 TEMP - 110. VOL/REV - 0.2702 REV COUNT - 2826.

	HC	CO	CO2	NOX		
SAMPLE (CONCENTRATION)	26.	29.	2.14	39.		
BACKGROUND (CONCENTRATION)	17.	11.	0.06	0.		
					NOX(CORR.)	HUCF
MASS EMISSIONS (GM/MI)	0.15	0.60	1091.72	2.14	2.10	0.982

COMPOSITE NJ/NY TEST

INLET PRESS. - 40.40 TEMP - 110. VOL/REV - 0.2702 REV COUNT - 1712.

SAMPLE (CONCENTRATION)	29.	32.	1.35	19.
BACKGROUND (CONCENTRATION)	13.	14.	0.06	0.

A-113

VEHICLE NO. - T2364165 DATE RECEIVED - 03/25/75

FEDERAL TEST PROCEDURE (1975) NUMBER - 11.
TEST COND : RUN DATE - 03/26/75 RUN NO -AC4240 WB TEMP - 54.0 DB TEMP - 68.0 BARO - 29.75
INERTIA - 5000. IHP - 9.9 AHP - 13.4 ODOM - 10289.

ENGINE PARAMETERS : ODOMETER - 10285. DWELL - 29.5 TIMING - 12.0 IDLE RPM - 750. IDLE CO - 0.03

COLD START
INLET PRESS. - 40.20 TEMP - 110. VOL/REV - 0.2704 REV COUNT - 11596.

	HC	CO	CO2	NOX		
SAMPLE (CONCENTRATION)	1050.	342.	3.01	88.		
BACKGROUND (CONCENTRATION)	10.	3.	0.07	0.		
					NOX(CORR.)	HUCF
MASS EMISSIONS (GRAMS)	44.17	29.07	3960.94	12.40	10.61	0.856

COLD STABILIZED
INLET PRESS. - 40.20 TEMP - 110. VOL/REV - 0.2704 REV COUNT - 19901.

	HC	CO	CO2	NOX		
SAMPLE (CONCENTRATION)	378.	35.	1.78	50.		
BACKGROUND (CONCENTRATION)	11.	2.	0.06	0.		
					NOX(CORR.)	HUCF
MASS EMISSIONS (GRAMS)	26.75	4.86	3976.91	12.09	10.34	0.856

HOT START
INLET PRESS. - 40.20 TEMP - 110. VOL/REV - 0.2704 REV COUNT - 11594.

	HC	CO	CO2	NOX		
SAMPLE (CONCENTRATION)	804.	139.	2.50	77.		
BACKGROUND (CONCENTRATION)	11.	1.	0.06	0.		
					NOX(CORR.)	HUCF
MASS EMISSIONS (GRAMS)	33.67	11.83	3286.75	10.84	9.28	0.856

COMPOSITE

MASS EMISSIONS (GM/MI)	8.66	3.21	1007.14	3.15	2.69

FUEL ECONOMY (MPG) - 8.54

COMMENT :

A-114

VEHICLE NO. - T2364165 DATE RECEIVED - 03/25/75

SHORT TEST SEQUENCE NUMBER -11.

TEST COND : RUN DATE - 03/26/75 RUN NO -A08240 WB TEMP - 54.0 DB TEMP - 68.0 BARO - 29.75

KEY MODE TEST

	MPH	HC,PPM	CO, %	NO,PPM
HI	49.	220.	0.07	471.
LO	34.	130.	0.04	821.
IDLE	0.	65.	0.03	136.

FEDERAL THREE-MODE TEST

HI	50.	190.	0.07	719.
LO	30.	150.	0.05	325.
IDLE	0.	55.	0.03	82.

UNLOADED TEST

RPM - 2500.		130.	0.06	96.

COMMENTS :

A-115

EPA FEDERAL SHORT CYCLE TEST
INLET PRESS. - 40.20 TEMP - 110. VOL/REV - 0.2704 REV COUNT - 2815.

	HC	CO	CO2	NOX	NOX(CORR.)	HUCF
SAMPLE (CONCENTRATION)	444.	386.	1.80	52.		
BACKGROUND (CONCENTRATION)	60.	18.	0.06	0.		
MASS EMISSIONS (GM/MI)	6.33	12.25	910.38	2.84	2.43	0.856

COMPOSITE NJ/NY TEST
INLET PRESS. - 40.20 TEMP - 110. VOL/REV - 0.2704 REV COUNT - 1708.

SAMPLE (CONCENTRATION)	693.	354.	1.63	26.
BACKGROUND (CONCENTRATION)	132.	69.	0.08	0.

VEHICLE NO. - T2364165 DATE RECEIVED - 03/26/75

FEDERAL TEST PROCEDURE (1975) NUMBER - 12.
TEST COND : RUN DATE - 03/27/75 RUN NO -A08256 WB TEMP - 56.0 DB TEMP - 69.0 BARO - 29.78
INERTIA - 5000. IHP - 9.9 AHP - 13.4 ODOM - 10313.

ENGINE PARAMETERS : ODOMETER - 10311. DWELL - 30.0 TIMING - 18.0 IDLE RPM - 650. IDLE CO - 0.02

COLD START
INLET PRESS. - 40.40 TEMP - 110. VOL/REV - 0.2702 REV COUNT - 11605.

	HC	CO	CO2	NOX		
SAMPLE (CONCENTRATION)	41.	117.	2.45	145.		
BACKGROUND (CONCENTRATION)	7.	0.	0.04	0.		
					NOX(CORR.)	HUCF
MASS EMISSIONS (GRAMS)	1.44	10.04	3248.87	20.44	17.94	0.878

COLD STABILIZED
INLET PRESS. - 40.40 TEMP - 110. VOL/REV - 0.2702 REV COUNT - 19972.

	HC	CO	CO2	NOX		
SAMPLE (CONCENTRATION)	18.	4.	1.45	61.		
BACKGROUND (CONCENTRATION)	7.	0.	0.04	0.		
					NOX(CORR.)	HUCF
MASS EMISSIONS (GRAMS)	0.80	0.59	3271.22	14.80	12.99	0.878

HOT START
INLET PRESS. - 40.20 TEMP - 110. VOL/REV - 0.2704 REV COUNT - 11615.

	HC	CO	CO2	NOX		
SAMPLE (CONCENTRATION)	33.	51.	2.02	156.		
BACKGROUND (CONCENTRATION)	7.	0.	0.05	0.		
					NOX(CORR.)	HUCF
MASS EMISSIONS (GRAMS)	1.11	4.39	2661.43	22.04	19.34	0.878

COMPOSITE

MASS EMISSIONS (GM/MI)	0.27	0.99	824.70	4.82	4.23

FUEL ECONOMY (MPG) - 10.73

COMMENT :

A-116

VEHICLE NO. - T2364165 DATE RECEIVED - 03/26/75

SHORT TEST SEQUENCE NUMBER -12.

TEST COND : RUN DATE - 03/27/75 RUN NO -A08256 WB TEMP - 56.0 DB TEMP - 69.0 BARO - 29.78

KEY MODE TEST

	MPH	HC,PPM	CO, %	NO,PPM
HI	49.	35.	0.04	2556.
LO	34.	30.	0.03	667.
IDLE	0.	32.	0.03	150.

FEDERAL THREE-MODE TEST

HI	50.	40.	0.04	2850.
LO	30.	45.	0.03	2368.
IDLE	0.	38.	0.03	109.

UNLOADED TEST

RPM - 2500.	35.	0.03	298.

COMMENTS :

EPA FEDERAL SHORT CYCLE TEST

INLET PRESS. - 40.30 TEMP - 110. VOL/REV - 0.2703 REV COUNT - 2820.

	HC	CO	CO2	NOX	NOX(CORR.)	HUCF
SAMPLE (CONCENTRATION)	31.	7.	1.48	78.		
BACKGROUND (CONCENTRATION)	7.	1.	0.06	0.		
MASS EMISSIONS (GM/MI)	0.40	0.20	744.00	4.27	3.75	0.878

COMPOSITE NJ/NY TEST

INLET PRESS. - 40.30 TEMP - 110. VOL/REV - 0.2703 REV COUNT - 1717.

SAMPLE (CONCENTRATION)	29.	3.	1.54	42.
BACKGROUND (CONCENTRATION)	6.	0.	0.06	0.

VEHICLE NO. - T2364165 DATE RECEIVED - 03/27/75

FEDERAL TEST PROCEDURE (1975) NUMBER - 13.
TEST COND : RUN DATE - 03/28/75 RUN NO -A08258 WB TEMP - 60.0 DB TEMP - 83.0 BARO - 29.94
INERTIA - 5000. IHP - 9.9 AHP - 13.4 ODOM - 10333.

ENGINE PARAMETERS : ODOMETER - 10313. DWELL - 30.0 TIMING - 18.0 IDLE RPM - 650. IDLE CO - 0.02

COLD START
INLET PRESS. - 40.60 TEMP - 110. VOL/REV - 0.2702 REV COUNT - 11613.

	HC	CO	CO2	NOX		
SAMPLE (CONCENTRATION)	39.	113.	2.41	148.		
BACKGROUND (CONCENTRATION)	8.	0.	0.05	0.		
					NOX(CORR.)	HUCF
MASS EMISSIONS (GRAMS)	1.33	9.76	3200.91	20.99	17.93	0.854

COLD STABILIZED
INLET PRESS. - 40.60 TEMP - 110. VOL/REV - 0.2702 REV COUNT - 19973.

	HC	CO	CO2	NOX		
SAMPLE (CONCENTRATION)	18.	4.	1.45	64.		
BACKGROUND (CONCENTRATION)	9.	0.	0.05	1.		
					NOX(CORR.)	HUCF
MASS EMISSIONS (GRAMS)	0.66	0.59	3265.79	15.37	13.13	0.854

HOT START
INLET PRESS. - 40.70 TEMP - 110. VOL/REV - 0.2701 REV COUNT - 11621.

	HC	CO	CO2	NOX		
SAMPLE (CONCENTRATION)	34.	58.	1.97	160.		
BACKGROUND (CONCENTRATION)	9.	0.	0.06	1.		
					NOX(CORR.)	HUCF
MASS EMISSIONS (GRAMS)	1.07	5.01	2590.68	22.55	19.27	0.854

COMPOSITE

MASS EMISSIONS (GM/MI)	0.25	1.02	815.85	4.97	4.24

FUEL ECONOMY (MPG) - 10.85

COMMENT :

VEHICLE NO. - T2364165 DATE RECEIVED - 03/27/75

SHORT TEST SEQUENCE NUMBER -13.

TEST COND : RUN DATE - 03/28/75 RUN NO -A08258 WB TEMP - 60.0 DB TEMP - 83.0 BARO - 29.94

KEY MODE TEST

	MPH	HC,PPM	CO, %	NO,PPM
HI	49.	35.	0.04	2703.
LO	34.	38.	0.04	1392.
IDLE	0.	32.	0.03	136.

FEDERAL THREE-MODE TEST

HI	50.	40.	0.04	2850.
LO	30.	45.	0.04	2605.
IDLE	0.	38.	0.03	96.

UNLOADED TEST

RPM - 2500.	32.	0.04	325.

COMMENTS :

EPA FEDERAL SHORT CYCLE TEST

INLET PRESS. - 40.90 TEMP - 110. VOL/REV - 0.2701 REV COUNT - 2824.

	HC	CO	CO2	NOX	NOX(CORR.)	HUCF
SAMPLE (CONCENTRATION)	27.	5.	1.44	85.		
BACKGROUND (CONCENTRATION)	10.	1.	0.05	2.		
MASS EMISSIONS (GM/MI)	0.28	0.13	728.77	4.55	3.89	0.854

COMPOSITE NJ/NY TEST

INLET PRESS. - 40.90 TEMP - 110. VOL/REV - 0.2701 REV COUNT - 1718.

SAMPLE (CONCENTRATION)	29.	7.	1.12	45.
BACKGROUND (CONCENTRATION)	11.	0.	0.05	2.

VEHICLE NO. - T2364165 DATE RECEIVED - 03/28/75

FEDERAL TEST PROCEDURE (1975) NUMBER - 14.
TEST COND : RUN DATE - 03/31/75 RUN NO -A08267 WB TEMP - 63.0 DB TEMP - 75.0 BARO - 29.95
INERTIA - 5000. IHP - 9.9 AHP - 13.4 ODOM - 10354.

ENGINE PARAMETERS : ODOMETER - 10354. DWELL - 30.0 TIMING - 12.0 IDLE RPM - 680. IDLE CO - 0.03

COLD START
INLET PRESS. - 40.60 TEMP - 110. VOL/REV - 0.2702 REV COUNT - 11607.

	HC	CO	CO2	NOX		
SAMPLE (CONCENTRATION)	39.	203.	3.03	62.		
BACKGROUND (CONCENTRATION)	12.	11.	0.07	0.		
					NOX(CORR.)	HUCF
MASS EMISSIONS (GRAMS)	1.15	16.57	4014.11	8.79	8.42	0.958

COLD STABILIZED
INLET PRESS. - 40.60 TEMP - 110. VOL/REV - 0.2702 REV COUNT - 19952.

	HC	CO	CO2	NOX		
SAMPLE (CONCENTRATION)	15.	9.	1.70	31.		
BACKGROUND (CONCENTRATION)	9.	2.	0.06	0.		
					NOX(CORR.)	HUCF
MASS EMISSIONS (GRAMS)	0.44	1.04	3823.03	7.56	7.24	0.958

HOT START
INLET PRESS. - 40.70 TEMP - 110. VOL/REV - 0.2701 REV COUNT - 11606.

	HC	CO	CO2	NOX		
SAMPLE (CONCENTRATION)	88.	101.	2.47	51.		
BACKGROUND (CONCENTRATION)	7.	0.	0.06	0.		
					NOX(CORR.)	HUCF
MASS EMISSIONS (GRAMS)	3.46	8.71	3265.87	7.23	6.92	0.958

COMPOSITE

MASS EMISSIONS (GM/MI)	0.39	1.75	988.09	2.06	1.97

FUEL ECONOMY (MPG) - 8.95

COMMENT :

VEHICLE NO. - T2364165 DATE RECEIVED - 03/28/75

SHORT TEST SEQUENCE NUMBER -14.

TEST COND : RUN DATE - 03/31/75 RUN NO -A08267 WB TEMP - 63.0 DB TEMP - 75.0 BARO - 29.95

KEY MODE TEST

	MPH	HC,PPM	CO, %	NO,PPM
HI	49.	20.	0.05	352.
LO	34.	22.	0.03	1024.
IDLE	0.	25.	0.03	109.

FEDERAL THREE-MODE TEST

HI	50.	25.	0.04	497.
LO	30.	28.	0.03	2029.
IDLE	0.	30.	0.03	82.

UNLOADED TEST

RPM - 2500.		28.	0.04	298.

COMMENTS :

EPA FEDERAL SHORT CYCLE TEST

INLET PRESS. - 40.80 TEMP - 110. VOL/REV - 0.2700 REV COUNT - 2822.

	HC	CO	CO2	NOX	NOX(CORR.)	HUCF
SAMPLE (CONCENTRATION)	29.	18.	1.62	48.		
BACKGROUND (CONCENTRATION)	13.	2.	0.07	1.		
MASS EMISSIONS (GM/MI)	0.26	0.53	811.78	2.57	2.47	0.958

COMPOSITE NJ/NY TEST

INLET PRESS. - 40.80 TEMP - 110. VOL/REV - 0.2700 REV COUNT - 1707.

SAMPLE (CONCENTRATION)	25.	11.	1.30	25.
BACKGROUND (CONCENTRATION)	13.	1.	0.08	1.

VEHICLE NO. - 12364165 DATE RECEIVED - 04/01/75

FEDERAL TEST PROCEDURE (1975) NUMBER - 15.
TEST COND : RUN DATE - 04/02/75 RUN NO -AC8235 WB TEMP - 59.0 DB TEMP - 74.0 BARO - 30.15
INERTIA - 5000. IHP - 9.9 AHP - 13.4 ODOM - 10377.

ENGINE PARAMETERS : ODOMETER - 10374. DWELL - 30.0 TIMING - 12.0 IDLE RPM - 650. IDLE CO - 0.02

COLD START
INLET PRESS. - 40.90 TEMP - 110. VOL/REV - 0.2700 REV COUNT - 11603.

	HC	CO	CO2	NOX		
SAMPLE (CONCENTRATION)	95.	1321.	2.71	57.		
BACKGROUND (CONCENTRATION)	8.	3.	0.06	1.		
					NOX(CORR.)	HUCF
MASS EMISSIONS (GRAMS)	3.74	114.39	3613.51	7.98	7.11	0.890

COLD STABILIZED
INLET PRESS. - 40.90 TEMP - 110. VOL/REV - 0.2700 REV COUNT - 19967.

	HC	CO	CO2	NOX		
SAMPLE (CONCENTRATION)	20.	131.	1.59	32.		
BACKGROUND (CONCENTRATION)	8.	4.	0.05	0.		
					NOX(CORR.)	HUCF
MASS EMISSIONS (GRAMS)	0.89	18.97	3613.65	7.85	6.99	0.890

HOT START
INLET PRESS. - 40.80 TEMP - 110. VOL/REV - 0.2700 REV COUNT - 11602.

	HC	CO	CO2	NOX		
SAMPLE (CONCENTRATION)	70.	427.	2.27	49.		
BACKGROUND (CONCENTRATION)	8.	4.	0.05	1.		
					NOX(CORR.)	HUCF
MASS EMISSIONS (GRAMS)	2.67	36.72	3027.72	6.84	6.09	0.890

COMPOSITE

MASS EMISSIONS (GM/MI)	0.54	11.88	919.10	2.02	1.80

FUEL ECONOMY (MPG) - 9.45

COMMENT :

VEHICLE NO. - T2364165 DATE RECEIVED - 04/01/75

SHORT TEST SEQUENCE NUMBER -15.

TEST COND : RUN DATE - 04/02/75 RUN NO -A08295 WB TEMP - 59.0 DB TEMP - 74.0 BARO - 30.15

KEY MODE TEST

	MPH	HC,PPM	CO, %	NO,PPM
HI	49.	38.	0.20	352.
LO	34.	38.	0.08	1173.
IDLE	0.	35.	0.03	109.

FEDERAL THREE-MODE TEST

HI	50.	35.	0.07	654.
LO	30.	50.	0.60	1535.
IDLE	0.	38.	0.03	82.

UNLOADED TEST

RPM - 2500. 42. 0.75 338.

COMMENTS :

EPA FEDERAL SHORT CYCLE TEST

INLET PRESS. - 40.70 TEMP - 110. VOL/REV - 0.2701 REV COUNT - 2832.

	HC	CO	CO2	NOX	NOX(CORR.)	HUCF
SAMPLE (CONCENTRATION)	91.	1244.	1.51	38.		
BACKGROUND (CONCENTRATION)	8.	19.	0.06	0.		
MASS EMISSIONS (GM/MI)	1.38	41.00	762.38	2.09	1.86	0.890

COMPOSITE NJ/NY TEST

INLET PRESS. - 40.70 TEMP - 110. VOL/REV - 0.2701 REV COUNT - 1714.

SAMPLE (CONCENTRATION)	58.	557.	1.22	20.
BACKGROUND (CONCENTRATION)	7.	6.	0.06	0.

VEHICLE NO. - T2364165 DATE RECEIVED - 04/02/75

FEDERAL TEST PROCEDURE (1975) NUMBER - 16.
TEST COND : RUN DATE - 04/03/75 RUN NO -AC83C7 WB TEMP - 60.0 DB TEMP - 73.0 BARO - 29.91
INERTIA - 5000. IHP - 9.9 AHP - 13.4 ODOM - 10399.

ENGINE PARAMETERS : ODOMETER - 10399. DWELL - 30.0 TIMING - 12.0 IDLE RPM - 650. IDLE CO - 0.02

COLD START
INLET PRESS. - 40.70 TEMP - 110. VOL/REV - 0.2701 REV COUNT - 11604.

	HC	CO	CO2	NOX	NOX(CORR.)	HUCF
SAMPLE (CONCENTRATION)	114.	1511.	2.69	49.		
BACKGROUND (CONCENTRATION)	11.	2.	0.06	0.		
MASS EMISSIONS (GRAMS)	4.39	129.94	3558.09	6.93	6.35	0.916

COLD STABILIZED
INLET PRESS. - 40.70 TEMP - 110. VOL/REV - 0.2701 REV COUNT - 19914.

	HC	CO	CO2	NOX	NOX(CORR.)	HUCF
SAMPLE (CONCENTRATION)	29.	192.	1.58	29.		
BACKGROUND (CONCENTRATION)	11.	4.	0.05	0.		
MASS EMISSIONS (GRAMS)	1.32	27.78	3552.25	7.04	6.45	0.916

HOT START
INLET PRESS. - 40.90 TEMP - 110. VOL/REV - 0.2700 REV COUNT - 11606.

	HC	CO	CO2	NOX	NOX(CORR.)	HUCF
SAMPLE (CONCENTRATION)	88.	442.	2.27	47.		
BACKGROUND (CONCENTRATION)	9.	4.	0.06	0.		
MASS EMISSIONS (GRAMS)	3.37	37.69	2987.65	6.64	6.08	0.916

COMPOSITE

MASS EMISSIONS (GM/MI)	0.68	14.02	904.69	1.84	1.69

FUEL ECONOMY (MPG) - 9.55

COMMENT :

VEHICLE NO. - T2364165 DATE RECEIVED - 04/02/75

SHORT TEST SEQUENCE NUMBER -16.

TEST COND : RUN DATE - 04/03/75 RUN NO -A08307 WB TEMP - 60.0 DB TEMP - 73.0 BARO - 29.91

KEY MODE TEST

	MPH	HC,PPM	CO, %	NO,PPM
HI	49.	42.	0.20	484.
LO	34.	40.	0.25	745.
IDLE	0.	32.	0.03	136.

FEDERAL THREE-MODE TEST

HI	50.	35.	0.10	589.
LO	30.	70.	0.80	1860.
IDLE	0.	45.	0.03	109.

UNLOADED TEST

RPM - 2500.	50.	1.25	378.

COMMENTS :

EPA FEDERAL SHORT CYCLE TEST

INLET PRESS. - 40.80 TEMP - 110. VOL/REV - 0.2700 REV COUNT - 2830.

	HC	CO	CO2	NOX	NOX(CORR.)	HUCF
SAMPLE (CONCENTRATION)	104.	1696.	1.49	26.		
BACKGROUND (CONCENTRATION)	10.	17.	0.06	0.		
MASS EMISSIONS (GM/MI)	1.56	56.13	751.06	1.43	1.31	0.916

COMPOSITE NJ/NY TEST

INLET PRESS. - 40.80 TEMP - 110. VOL/REV - 0.2700 REV COUNT - 1712.

SAMPLE (CONCENTRATION)	63.	575.	1.19	14.
BACKGROUND (CONCENTRATION)	8.	4.	0.05	0.

A-125

VEHICLE NO. - T2364165 DATE RECEIVED - 04/03/75

FEDERAL TEST PROCEDURE (1975) NUMBER - 17.
TEST COND : RUN DATE - 04/04/75 RUN NO -AC9320 WB TEMP - 63.0 DB TEMP - 70.0 BARO - 29.93
INERTIA - 5000. IHP - 9.9 AHP - 13.4 ODOM - 10422.

ENGINE PARAMETERS : ODOMETER - 10419. DWELL - 22.0 TIMING - 12.0 IDLE RPM - 650. IDLE CO - 0.02

COLD START
INLET PRESS. - 40.60 TEMP - 110. VOL/REV - 0.2701 REV COUNT - 11595.

	HC	CO	CO2	NOX		
SAMPLE (CONCENTRATION)	121.	678.	3.09	54.		
BACKGROUND (CONCENTRATION)	25.	8.	0.06	0.		
					NOX(CORR.)	HUCF
MASS EMISSIONS (GRAMS)	4.10	57.71	4100.23	7.64	7.61	0.996

COLD STABILIZED
INLET PRESS. - 40.60 TEMP - 110. VOL/REV - 0.2701 REV COUNT - 19943.

	HC	CO	CO2	NOX		
SAMPLE (CONCENTRATION)	47.	26.	1.77	24.		
BACKGROUND (CONCENTRATION)	19.	3.	0.06	0.		
					NOX(CORR.)	HUCF
MASS EMISSIONS (GRAMS)	2.05	3.41	3979.98	5.84	5.82	0.996

HOT START
INLET PRESS. - 40.80 TEMP - 110. VOL/REV - 0.2701 REV COUNT - 11595.

	HC	CO	CO2	NOX		
SAMPLE (CONCENTRATION)	53.	82.	2.59	44.		
BACKGROUND (CONCENTRATION)	15.	3.	0.06	0.		
					NOX(CORR.)	HUCF
MASS EMISSIONS (GRAMS)	1.62	6.80	3421.75	6.22	6.20	0.996

COMPOSITE
MASS EMISSIONS (GM/MI) 0.63 4.28 1025.80 1.69 1.68
FUEL ECONOMY (MPG) - 8.58

COMMENT :

A-126

VEHICLE NO. - T2364165 DATE RECEIVED - 04/03/75

SHORT TEST SEQUENCE NUMBER -17.

TEST COND : RUN DATE - 04/04/75 RUN NO -AC8320 WB TEMP - 63.0 DB TEMP - 70.0 BARO - 29.93

KEY MODE TEST

	MPH	HC,PPM	CO, %	NO,PPM
HI	49.	30.	0.03	218.
LO	34.	30.	0.03	1049.
IDLE	0.	35.	0.03	109.

FEDERAL THREE-MODE TEST

HI	50.	28.	0.03	431.
LO	30.	30.	0.03	150.
IDLE	0.	30.	0.03	82.

UNLOADED TEST

RPM - 2500.		35.	0.03	82.

COMMENTS :

EPA FEDERAL SHORT CYCLE TEST

INLET PRESS. - 40.60 TEMP - 110. VOL/REV - 0.2701 REV COUNT - 2821.

	HC	CO	CO2	NOX	NOX(CORR.)	HUCF
SAMPLE (CONCENTRATION)	65.	17.	1.66	28.		
BACKGROUND (CONCENTRATION)	11.	0.	0.06	0.		
MASS EMISSIONS (GM/MI)	0.89	0.57	837.98	1.53	1.53	0.996

COMPOSITE NJ/NY TEST

INLET PRESS. - 40.60 TEMP - 110. VOL/REV - 0.2701 REV COUNT - 1714.

SAMPLE (CONCENTRATION)	30.	23.	1.30	22.
BACKGROUND (CONCENTRATION)	13.	1.	0.06	0.

VEHICLE NO. - T2364165 DATE RECEIVED - 04/10/75

FEDERAL TEST PROCEDURE (1975) NUMBER - 18.
TEST COND : RUN DATE - 04/17/75 RUN NO -A08432 WB TEMP - 62.0 DB TEMP - 74.0 BARO - 29.91
INERTIA - 5000. IHP - 7.1 AHP - 13.4 ODOM - 10478.

ENGINE PARAMETERS : ODOMETER - 10468. DWELL - 30.0 TIMING - 6.0 IDLE RPM - 790. IDLE CO - 0.02

COLD START
INLET PRESS. - 41.70 TEMP - 110. VOL/REV - 0.2696 REV COUNT - 11604.

	HC	CO	CO2	NOX		
SAMPLE (CONCENTRATION)	49.	266.	2.95	66.		
BACKGROUND (CONCENTRATION)	14.	24.	0.08	0.		
					NOX(CORR.)	HUCF
MASS EMISSIONS (GRAMS)	1.49	20.74	3865.01	9.29	8.79	0.946

COLD STABILIZED
INLET PRESS. - 41.70 TEMP - 110. VOL/REV - 0.2696 REV COUNT - 19939.

	HC	CO	CO2	NOX		
SAMPLE (CONCENTRATION)	44.	34.	1.58	44.		
BACKGROUND (CONCENTRATION)	11.	19.	0.05	0.		
					NOX(CORR.)	HUCF
MASS EMISSIONS (GRAMS)	2.41	2.21	3540.42	10.65	10.07	0.946

HOT START
INLET PRESS. - 41.50 TEMP - 110. VOL/REV - 0.2698 REV COUNT - 11614.

	HC	CO	CO2	NOX		
SAMPLE (CONCENTRATION)	98.	90.	2.41	61.		
BACKGROUND (CONCENTRATION)	9.	6.	0.04	0.		
					NOX(CORR.)	HUCF
MASS EMISSIONS (GRAMS)	3.79	7.22	3198.53	8.61	8.14	0.946

COMPOSITE

MASS EMISSIONS (GM/MI)	0.69	2.03	936.74	2.61	2.46

FUEL ECONOMY (MPG) - 9.42

COMMENT :

A-128

VEHICLE NO. - T2364165 DATE RECEIVED - 04/10/75

SHORT TEST SEQUENCE NUMBER -18.

TEST COND : RUN DATE - 04/17/75 RUN NO -A08432 WB TEMP - 62.0 DB TEMP - 74.0 BARO - 29.91

KEY MODE TEST

	MPH	HC,PPM	CO, %	NO,PPM
HI	49.	30.	0.04	589.
LO	34.	28.	0.04	1234.
IDLE	0.	28.	0.03	770.

FEDERAL THREE-MODE TEST

HI	50.	30.	0.05	706.
LO	30.	27.	0.04	338.
IDLE	0.	28.	0.04	123.

UNLOADED TEST

RPM - 2500.		30.	0.04	431.

COMMENTS :

EPA FEDERAL SHORT CYCLE TEST

INLET PRESS. - 41.40 TEMP - 110. VOL/REV - 0.2698 REV COUNT - 2820.

	HC	CO	CO2	NOX	NOX(CORR.)	HUCF
SAMPLE (CONCENTRATION)	21.	36.	1.74	50.		
BACKGROUND (CONCENTRATION)	8.	8.	0.04	0.		
MASS EMISSIONS (GM/MI)	0.21	0.93	889.05	2.73	2.59	0.946

COMPOSITE NJ/NY TEST

INLET PRESS. - 41.40 TEMP - 110. VOL/REV - 0.2698 REV COUNT - 1709.

SAMPLE (CONCENTRATION)	21.	51.	1.44	29.
BACKGROUND (CONCENTRATION)	7.	1.	0.04	0.

VEHICLE NO. - T2364165 DATE RECEIVED - 04/17/75

FEDERAL TEST PROCEDURE (1975) NUMBER - 19.
TEST COND : RUN DATE - 04/18/75 RUN NO -A08444 WB TEMP - 59.0 DB TEMP - 69.0 BARO - 30.12
INERTIA - 5000. IHP - 7.1 AHP - 13.4 ODOM - 10503.

ENGINE PARAMETERS : ODOMETER - 10499. DWELL - 30.0 TIMING - 12.0 IDLE RPM - 690. IDLE CO - 0.03

COLD START
INLET PRESS. - 42.40 TEMP - 110. VOL/REV - 0.2692 REV COUNT - 11604.

	HC	CO	CO2	NOX		
SAMPLE (CONCENTRATION)	43.	229.	3.11	66.		
BACKGROUND (CONCENTRATION)	10.	6.	0.06	0.		
					NOX(CORR.)	HUCF
MASS EMISSIONS (GRAMS)	1.41	13.20	4125.54	9.33	8.61	0.923

COLD STABILIZED
INLET PRESS. - 42.40 TEMP - 110. VOL/REV - 0.2692 REV COUNT - 19998.

	HC	CO	CO2	NOX		
SAMPLE (CONCENTRATION)	18.	18.	1.75	35.		
BACKGROUND (CONCENTRATION)	12.	6.	0.07	0.		
					NOX(CORR.)	HUCF
MASS EMISSIONS (GRAMS)	0.44	1.78	3916.23	8.53	7.87	0.923

HOT START
INLET PRESS. - 42.30 TEMP - 110. VOL/REV - 0.2692 REV COUNT - 11592.

	HC	CO	CO2	NOX		
SAMPLE (CONCENTRATION)	155.	160.	2.50	50.		
BACKGROUND (CONCENTRATION)	14.	5.	0.07	0.		
					NOX(CORR.)	HUCF
MASS EMISSIONS (GRAMS)	6.01	13.33	3284.40	7.07	6.52	0.923

COMPOSITE

MASS EMISSIONS (GM/MI)	0.60	2.35	1008.31	2.21	2.04

FUEL ECONOMY (MPG) - 8.75

COMMENT :

VEHICLE NO. - T2364165 DATE RECEIVED - 04/17/75

SHORT TEST SEQUENCE NUMBER -19.

TEST COND : RUN DATE - 04/18/75 RUN NO -A08444 WB TEMP - 59.0 DB TEMP - 69.0 BARO - 30.12

KEY MODE TEST

	MPH	HC,PPM	CO, %	NO,PPM
HI	49.	28.	0.04	537.
LO	34.	30.	0.03	177.
IDLE	0.	22.	0.03	245.

FEDERAL THREE-MODE TEST

HI	50.	28.	0.10	654.
LO	30.	28.	0.03	298.
IDLE	0.	25.	0.03	104.

UNLOADED TEST

RPM - 2500.		30.	0.03	109.

COMMENTS :

EPA FEDERAL SHORT CYCLE TEST

INLET PRESS. - 42.50 TEMP - 110. VOL/REV - 0.2692 REV COUNT - 2818.

	HC	CO	CO2	NOX	NOX(CORR.)	HUCF
SAMPLE (CONCENTRATION)	22.	38.	1.81	45.		
BACKGROUND (CONCENTRATION)	10.	3.	0.05	0.		
MASS EMISSIONS (GM/MI)	0.20	1.16	917.74	2.45	2.26	0.923

COMPOSITE NJ/NY TEST

INLET PRESS. - 42.50 TEMP - 110. VOL/REV - 0.2692 REV COUNT - 1703.

SAMPLE (CONCENTRATION)	24.	67.	1.46	23.
BACKGROUND (CONCENTRATION)	9.	3.	0.07	0.

Car No. 4

T2544169

VEHICLE NO. - T2544169 DATE RECEIVED - 02/04/75

FEDERAL TEST PROCEDURE (1975) NUMBER - 1.
TEST COND : RUN DATE - 02/13/75 RUN NO - 407935 WB TEMP - 68.0 DB TEMP - 78.0 BARO - 30.01
INERTIA - 5000. IHP - 10.1 AHP - 13.4 CDGM - 11432.

COLD START
INLET PRESS. - 40.20 TEMP - 110. VOL/REV - 0.2703 REV COUNT - 11600.

	HC	CO	CO2	NOX		
SAMPLE (CONCENTRATION)	78.	78.	2.62	69.		
BACKGROUND (CONCENTRATION)	10.	0.	0.06	1.		
					NOX(CORR.)	HUCF
MASS EMISSIONS (GRAMS)	2.92	6.75	3482.36	9.67	10.16	1.051

COLD STABILIZED
INLET PRESS. - 40.20 TEMP - 110. VOL/REV - 0.2703 REV COUNT - 19923.

	HC	CO	CO2	NOX		
SAMPLE (CONCENTRATION)	22.	3.	1.59	52.		
BACKGROUND (CONCENTRATION)	10.	0.	0.06	0.		
					NOX(CORR.)	HUCF
MASS EMISSIONS (GRAMS)	0.88	1.19	3574.56	12.70	13.35	1.051

HOT START
INLET PRESS. - 40.40 TEMP - 110. VOL/REV - 0.2702 REV COUNT - 11603.

	HC	CO	CO2	NOX		
SAMPLE (CONCENTRATION)	48.	117.	2.06	63.		
BACKGROUND (CONCENTRATION)	10.	0.	0.06	0.		
					NOX(CORR.)	HUCF
MASS EMISSIONS (GRAMS)	1.63	10.12	2718.82	8.95	9.41	1.051

COMPOSITE
MASS EMISSIONS (GM/MI) 0.41 1.32 292.59 2.93 3.08
FUEL ECONOMY (MPG) - 10.01

COMMENT :

A-134

VEHICLE NO. - T2544169 DATE RECEIVED - 02/04/75

SHORT TEST SEQUENCE NUMBER - 1.

TEST COND : RUN DATE - 02/19/75 RUN NO - A07935 WB TEMP - 68.0 DB TEMP - 78.0 BARO - 30.01

KEY MODE TEST

	MPH	HC,PPM	CO, %	NO,PPM
HI	49.	42.	0.04	2195.
LO	34.	40.	0.02	1049.
IDLE	0.	41.	0.03	177.

FEDERAL THREE-MODE TEST

HI	50.	42.	0.04	2605.
LO	30.	41.	0.02	1826.
IDLE	0.	65.	0.03	109.

UNLOADED TEST

RPM - 2500.		55.	0.02	445.

COMMENTS :

A-135

EPA FEDERAL SHORT CYCLE TEST

INLET PRESS. - 40.50 TEMP - 110. VOL/REV - 0.2701 REV COUNT - 2820.

	HC	CO	CO2	NOX	NOX(CORR.)	HUCF
SAMPLE (CONCENTRATION)	43.	12.	1.54	81.		
BACKGROUND (CONCENTRATION)	10.	2.	0.08	1.		
MASS EMISSIONS (GM/MI)	0.54	0.33	764.39	4.38	4.60	1.051

COMPOSITE NJ/NY TEST

INLET PRESS. - 40.40 TEMP - 110. VOL/REV - 0.2702 REV COUNT - 1703.

SAMPLE (CONCENTRATION)	31.	6.	1.29	38.
BACKGROUND (CONCENTRATION)	11.	0.	0.06	1.

VEHICLE NO. - T2544169 DATE RECEIVED - 02/20/75

FEDERAL TEST PROCEDURE (1975) NUMBER - 2.
TEST COND : RUN DATE - 02/25/75 RUN NO -A07973 WB TEMP - 69.0 DB TEMP - 80.0 BARO - 29.92
INERTIA - 5000. IHP - 9.9 AHP - 13.4 ODOM - 11460.

ENGINE PARAMETERS : ODOMETER - 11451. DWELL - 27.0 TIMING - 12.0 IDLE RPM - 680. IDLE CO - 0.02

COLD START
INLET PRESS. - 40.10 TEMP - 110. VOL/REV - 0.2704 REV COUNT - 11604.

	HC	CO	CO2	NOX		
SAMPLE (CONCENTRATION)	46.	143.	2.58	113.		
BACKGROUND (CONCENTRATION)	14.	0.	0.06	1.		
					NOX(CORR.)	HUCF
MASS EMISSIONS (GRAMS)	1.37	12.35	3419.92	15.89	16.89	1.063

COLD STABILIZED
INLET PRESS. - 40.10 TEMP - 110. VOL/REV - 0.2704 REV COUNT - 19953.

	HC	CO	CO2	NOX		
SAMPLE (CONCENTRATION)	16.	9.	1.52	50.		
BACKGROUND (CONCENTRATION)	11.	2.	0.04	0.		
					NOX(CORR.)	HUCF
MASS EMISSIONS (GRAMS)	0.37	1.04	3453.65	12.20	12.97	1.063

HOT START
INLET PRESS. - 39.80 TEMP - 110. VOL/REV - 0.2706 REV COUNT - 11610.

	HC	CO	CO2	NOX		
SAMPLE (CONCENTRATION)	27.	108.	2.15	112.		
BACKGROUND (CONCENTRATION)	8.	0.	0.05	1.		
					NOX(CORR.)	HUCF
MASS EMISSIONS (GRAMS)	0.81	9.35	2855.85	15.78	16.77	1.063

COMPOSITE

MASS EMISSIONS (GM/MI)	0.19	1.56	873.61	3.74	3.97

FUEL ECONOMY (MPG) - 10.12

COMMENT :

A-136

VEHICLE NO. - T2544169 DATE RECEIVED - 02/20/75

SHORT TEST SEQUENCE NUMBER - 2.

TEST COND : RUN DATE - 02/25/75 RUN NO -A07973 WB TEMP - 69.0 DB TEMP - 80.0 BARO - 29.92

KEY MODE TEST

	MPH	HC,PPM	CO, %	NO,PPM
HI	49.	35.	0.05	1073.
LO	34.	32.	0.04	563.
IDLE	0.	35.	0.03	218.

FEDERAL THREE-MODE TEST

HI	50.	35.	0.05	1440.
LO	30.	39.	0.03	898.
IDLE	0.	38.	0.03	96.

UNLOADED TEST

RPM - 2500.		39.	0.02	255.

COMMENTS :

EPA FEDERAL SHORT CYCLE TEST
INLET PRESS. - 40.00 TEMP - 110. VOL/REV - 0.2704 REV COUNT - 2841.

	HC	CO	CO2	NOX	NOX(CORR.)	HUCF
SAMPLE (CONCENTRATION)	16.	13.	1.57	37.		
BACKGROUND (CONCENTRATION)	8.	0.	0.05	1.		
MASS EMISSIONS (GM/MI)	0.13	0.44	802.62	1.99	2.11	1.063

COMPOSITE NJ/NY TEST
INLET PRESS. - 40.10 TEMP - 110. VOL/REV - 0.2704 REV COUNT - 4552.

SAMPLE (CONCENTRATION)	16.	7.	1.26	36.
BACKGROUND (CONCENTRATION)	8.	0.	0.08	0.

A-137

VEHICLE NO. - T2544169 DATE RECEIVED - 02/25/75

FEDERAL TEST PROCEDURE (1975) NUMBER - 3.
TEST COND : RUN DATE - 02/26/75 RUN NO -A07987 WB TEMP - 67.0 DB TEMP - 72.0 BARO - 30.02
INERTIA - 5000. IHP - 9.9 AHP - 13.4 ODOM - 11481.

ENGINE PARAMETERS : ODOMETER - 0. DWELL - 27.0 TIMING - 12.0 IDLE RPM - 680. IDLE CO - 0.02

COLD START
INLET PRESS. - 39.60 TEMP - 110. VOL/REV - 0.2707 REV COUNT - 11618.

	HC	CO	CO2	NOX		
SAMPLE (CONCENTRATION)	44.	126.	2.62	115.		
BACKGROUND (CONCENTRATION)	10.	0.	0.06	0.		
					NOX(CORR.)	HUCF
MASS EMISSIONS (GRAMS)	1.47	10.96	3499.92	16.44	17.71	1.077

COLD STABILIZED
INLET PRESS. - 39.60 TEMP - 110. VOL/REV - 0.2707 REV COUNT - 19982.

	HC	CO	CO2	NOX		
SAMPLE (CONCENTRATION)	16.	5.	1.54	49.		
BACKGROUND (CONCENTRATION)	10.	0.	0.07	0.		
					NOX(CORR.)	HUCF
MASS EMISSIONS (GRAMS)	0.44	0.75	3456.55	12.05	12.98	1.077

HOT START
INLET PRESS. - 40.40 TEMP - 110. VOL/REV - 0.2702 REV COUNT - 11613.

	HC	CO	CO2	NOX		
SAMPLE (CONCENTRATION)	36.	90.	2.17	110.		
BACKGROUND (CONCENTRATION)	14.	1.	0.06	0.		
					NOX(CORR.)	HUCF
MASS EMISSIONS (GRAMS)	0.94	7.71	2871.89	15.65	16.86	1.077

COMPOSITE

MASS EMISSIONS (GM/MI)	0.22	1.31	879.80	3.74	4.03

FUEL ECONOMY (MPG) - 10.06

COMMENT :

A-138

VEHICLE NO. - T2544169 DATE RECEIVED - 02/25/75

SHORT TEST SEQUENCE NUMBER - 3.

TEST COND : RUN DATE - 02/26/75 RUN NO -A07987 WB TEMP - 67.0 DB TEMP - 72.0 BARO - 30.02

KEY MODE TEST

	MPH	HC,PPM	CO, %	NO,PPM
HI	49.	30.	0.02	1036.
LO	34.	29.	0.01	537.
IDLE	0.	30.	0.01	177.

FEDERAL THREE-MODE TEST

HI	50.	30.	0.02	1343.
LO	30.	31.	0.02	847.
IDLE	0.	30.	0.02	82.

UNLOADED TEST

RPM - 2500.		31.	0.01	231.

COMMENTS :

EPA FEDERAL SHORT CYCLE TEST
INLET PRESS. - 39.90 TEMP - 110. VOL/REV - 0.2705 REV COUNT - 2825.

	HC	CO	CO2	NOX	NOX(CORR.)	HUCF
SAMPLE (CONCENTRATION)	17.	8.	1.64	60.		
BACKGROUND (CONCENTRATION)	9.	0.	0.05	0.		
MASS EMISSIONS (GM/MI)	0.13	0.27	835.16	3.30	3.55	1.077

COMPOSITE NJ/NY TEST
INLET PRESS. - 40.00 TEMP - 110. VOL/REV - 0.2704 REV COUNT - 1699.

SAMPLE (CONCENTRATION)	16.	0.	1.29	34.
BACKGROUND (CONCENTRATION)	9.	0.	0.05	1.

VEHICLE NO. - T2544169 DATE RECEIVED - 02/27/75

FEDERAL TEST PROCEDURE (1975) NUMBER - 4.
TEST COND : RUN DATE - 02/28/75 RUN NO -A08020 WB TEMP - 69.0 DB TEMP - 74.0 BARO - 29.99
INERTIA - 5000. IHP - 9.9 AHP - 13.4 ODOM - 11503.

ENGINE PARAMETERS : ODOMETER - 11499. DWELL - 27.0 TIMING - 12.0 IDLE RPM - 680. IDLE CO - 0.02

COLD START
INLET PRESS. - 39.90 TEMP - 110. VOL/REV - 0.2705 REV COUNT - 11585.

	HC	CO	CO2	NOX		
SAMPLE (CONCENTRATION)	78.	311.	2.64	225.		
BACKGROUND (CONCENTRATION)	12.	4.	0.06	0.		
					NOX(CORR.)	HUCF
MASS EMISSIONS (GRAMS)	2.83	26.57	3507.90	31.99	35.78	1.118

COLD STABILIZED
INLET PRESS. - 39.90 TEMP - 110. VOL/REV - 0.2705 REV COUNT - 19931.

	HC	CO	CO2	NOX		
SAMPLE (CONCENTRATION)	19.	10.	1.49	54.		
BACKGROUND (CONCENTRATION)	12.	4.	0.06	0.		
					NOX(CORR.)	HUCF
MASS EMISSIONS (GRAMS)	0.52	0.89	3345.00	13.21	14.77	1.118

HOT START
INLET PRESS. - 39.90 TEMP - 110. VOL/REV - 0.2705 REV COUNT - 11612.

	HC	CO	CO2	NOX		
SAMPLE (CONCENTRATION)	65.	103.	1.98	153.		
BACKGROUND (CONCENTRATION)	11.	3.	0.06	1.		
					NOX(CORR.)	HUCF
MASS EMISSIONS (GRAMS)	2.32	8.67	2616.61	21.66	24.22	1.118

COMPOSITE

MASS EMISSIONS (GM/MI)	0.41	2.30	845.98	5.24	5.86

FUEL ECONOMY (MPG) - 10.43

COMMENT :

VEHICLE NO. - T2544169 DATE RECEIVED - 02/27/75

SHORT TEST SEQUENCE NUMBER - 4.

TEST COND : RUN DATE - 02/28/75 RUN NO -A08020 WB TEMP - 69.0 DB TEMP - 74.0 BARO - 29.99

KEY MODE TEST

	MPH	HC,PPM	CO, %	NO,PPM
HI	49.	38.	0.05	2303.
LO	34.	38.	0.04	1440.
IDLE	0.	25.	0.03	150.

FEDERAL THREE-MODE TEST

HI	50.	30.	0.05	745.
LO	30.	38.	0.03	2325.
IDLE	0.	30.	0.02	96.

UNLOADED TEST

RPM - 2500.	30.	0.01	405.

COMMENTS :

EPA FEDERAL SHORT CYCLE TEST

INLET PRESS. - 39.90 TEMP - 110. VOL/REV - 0.2705 REV COUNT - 2819.

	HC	CO	CO2	NOX	NOX(CORR.)	HUCF
SAMPLE (CONCENTRATION)	22.	11.	1.44	80.		
BACKGROUND (CONCENTRATION)	12.	4.	0.06	2.		
MASS EMISSIONS (GM/MI)	0.17	0.23	723.32	4.27	4.78	1.118

COMPOSITE NJ/NY TEST

INLET PRESS. - 39.90 TEMP - 110. VOL/REV - 0.2705 REV COUNT - 1649.

SAMPLE (CONCENTRATION)	20.	9.	1.64	43.
BACKGROUND (CONCENTRATION)	11.	3.	0.06	2.

VEHICLE NO. - T2544169 DATE RECEIVED - 02/28/75

FEDERAL TEST PROCEDURE (1975) NUMBER - 5.
TEST COND : RUN DATE - 03/04/75 RUN NO -A08050 WB TEMP - 66.0 DB TEMP - 71.0 BARO - 29.88
INERTIA - 5000. IHP - 9.9 AHP - 13.4 ODOM - 11532.

ENGINE PARAMETERS : ODOMETER - 11522. DWELL - 27.0 TIMING - 12.0 IDLE RPM - 680. IDLE CO - 0.02

COLD START
INLET PRESS. - 39.70 TEMP - 110. VOL/REV - 0.2706 REV COUNT - 11621.

	HC	CO	CO2	NOX		
SAMPLE (CONCENTRATION)	54.	158.	2.76	262.		
BACKGROUND (CONCENTRATION)	13.	13.	0.08	1.		
					NOX(CORR.)	HUCF
MASS EMISSIONS (GRAMS)	1.76	12.55	3643.66	37.10	39.38	1.061

COLD STABILIZED
INLET PRESS. - 39.70 TEMP - 110. VOL/REV - 0.2706 REV COUNT - 19920.

	HC	CO	CO2	NOX		
SAMPLE (CONCENTRATION)	20.	10.	1.50	61.		
BACKGROUND (CONCENTRATION)	12.	5.	0.07	1.		
					NOX(CORR.)	HUCF
MASS EMISSIONS (GRAMS)	0.59	0.74	3332.61	14.62	15.52	1.061

HOT START
INLET PRESS. - 39.80 TEMP - 110. VOL/REV - 0.2706 REV COUNT - 11615.

	HC	CO	CO2	NOX		
SAMPLE (CONCENTRATION)	50.	126.	2.11	210.		
BACKGROUND (CONCENTRATION)	13.	3.	0.07	0.		
					NOX(CORR.)	HUCF
MASS EMISSIONS (GRAMS)	1.58	10.64	2771.34	29.83	31.66	1.061

COMPOSITE

MASS EMISSIONS (GM/MI)	0.30	1.63	863.87	6.34	6.73

FUEL ECONOMY (MPG) - 10.23

COMMENT :

A-42

VEHICLE NO. - T2544169 DATE RECEIVED - 02/28/75

SHORT TEST SEQUENCE NUMBER - 5.

TEST COND : RUN DATE - 03/04/75 RUN NO -A08050 WB TEMP - 66.0 DB TEMP - 71.0 BARO - 29.88

KEY MODE TEST

	MPH	HC,PPM	CO, %	NO,PPM
HI	49.	40.	0.03	2260.
LO	34.	39.	0.01	1368.
IDLE	0.	35.	0.02	128.

FEDERAL THREE-MODE TEST

HI	50.	40.	0.05	2654.
LO	30.	45.	0.03	2260.
IDLE	0.	35.	0.02	87.

UNLOADED TEST

RPM - 2500. 40. 0.04 405.

COMMENTS :

EPA FEDERAL SHORT CYCLE TEST

INLET PRESS. - 40.30 TEMP - 110. VOL/REV - 0.2703 REV COUNT - 2840.

	HC	CO	CO2	NOX	NOX(CORR.)	HUCF
SAMPLE (CONCENTRATION)	24.	12.	1.44	80.		
BACKGROUND (CONCENTRATION)	13.	3.	0.06	1.		
MASS EMISSIONS (GM/MI)	0.18	0.30	728.17	4.36	4.63	1.061

COMPOSITE NJ/NY TEST

INLET PRESS. - 40.20 TEMP - 110. VOL/REV - 0.2704 REV COUNT - 1715.

SAMPLE (CONCENTRATION)	21.	10.	1.22	45.
BACKGROUND (CONCENTRATION)	13.	0.	0.03	1.

A-143

VEHICLE NO. - T2544169 DATE RECEIVED - 03/04/75

FEDERAL TEST PROCEDURE (1975) NUMBER - 6.
TEST COND : RUN DATE - 03/05/75 RUN NO -A08065 WB TEMP - 62.0 DB TEMP - 73.0 BARO - 29.69
INERTIA - 5000. IHP - 9.9 AHP - 13.4 ODOM - 11560.

ENGINE PARAMETERS : ODOMETER - 11552. DWELL - 27.0 TIMING - 12.0 IDLE RPM - 680. IDLE CO - 0.02

COLD START
INLET PRESS. - 39.90 TEMP - 110. VOL/REV - 0.2706 REV COUNT - 11601.

	HC	CO	CO2	NOX		
SAMPLE (CONCENTRATION)	66.	236.	2.46	249.		
BACKGROUND (CONCENTRATION)	13.	9.	0.06	0.		
					NOX(CORR.)	HUCF
MASS EMISSIONS (GRAMS)	2.25	19.46	3232.63	35.07	33.51	0.956

COLD STABILIZED
INLET PRESS. - 39.90 TEMP - 110. VOL/REV - 0.2706 REV COUNT - 19908.

	HC	CO	CO2	NOX		
SAMPLE (CONCENTRATION)	22.	12.	1.46	62.		
BACKGROUND (CONCENTRATION)	14.	6.	0.07	0.		
					NOX(CORR.)	HUCF
MASS EMISSIONS (GRAMS)	0.58	0.88	3212.85	14.98	14.32	0.956

HOT START
INLET PRESS. - 40.00 TEMP - 110. VOL/REV - 0.2705 REV COUNT - 11612.

	HC	CO	CO2	NOX		
SAMPLE (CONCENTRATION)	35.	39.	1.96	187.		
BACKGROUND (CONCENTRATION)	13.	3.	0.06	0.		
					NOX(CORR.)	HUCF
MASS EMISSIONS (GRAMS)	0.93	3.09	2559.94	26.34	25.17	0.956

COMPOSITE

MASS EMISSIONS (GM/MI)	0.28	1.47	808.27	6.01	5.74

FUEL ECONOMY (MPG) - 10.94

COMMENT :

.E NO. - T2544169 DATE RECEIVED - 03/04/75

.T TEST SEQUENCE NUMBER - 6.

TEST COND : RUN DATE - 03/05/75 RUN NO -A08065 WB TEMP - 62.0 DB TEMP - 73.0 BARO - 29.69

KEY MODE TEST

	MPH	HC,PPM	CO, %	NO,PPM
HI	49.	42.	0.04	2948.
LO	34.	41.	0.03	1699.
IDLE	0.	37.	0.02	196.

FEDERAL THREE-MODE TEST

HI	50.	45.	0.05	3339.
LO	30.	42.	0.03	2556.
IDLE	0.	33.	0.02	101.

UNLOADED TEST

RPM - 2500.		210.	0.03	641.

COMMENTS :

A-145

EPA FEDERAL SHORT CYCLE TEST
INLET PRESS. - 40.20 TEMP - 110. VOL/REV - 0.2704 REV COUNT - 2823.

	HC	CO	CO2	NOX	NOX(CORR.)	HUCF
SAMPLE (CONCENTRATION)	28.	14.	1.44	79.		
BACKGROUND (CONCENTRATION)	14.	3.	0.06	0.		
MASS EMISSIONS (GM/MI)	0.23	0.37	724.08	4.33	4.14	0.956

COMPOSITE NJ/NY TEST
INLET PRESS. - 40.10 TEMP - 110. VOL/REV - 0.2705 REV COUNT - 1711.

SAMPLE (CONCENTRATION)	28.	27.	1.21	42.
BACKGROUND (CONCENTRATION)	14.	21.	0.07	0.

VEHICLE NO. - T2544169 DATE RECEIVED - 03/05/75

FEDERAL TEST PROCEDURE (1975) NUMBER - 7.
TEST COND : RUN DATE - 03/07/75 RUN NO -A08083 WB TEMP - 63.0 DB TEMP - 73.0 BARO - 30.02
INERTIA - 5000. IHP - 9.9 AHP - 13.4 ODOM - 11580.

ENGINE PARAMETERS : ODOMETER - 11576. DWELL - 27.0 TIMING - 12.0 IDLE RPM - 680. IDLE CO - 0.02

COLD START
INLET PRESS. - 40.30 TEMP - 110. VOL/REV - 0.2702 REV COUNT - 11619.

	HC	CO	CO2	NOX		
SAMPLE (CONCENTRATION)	66.	166.	2.63	287.		
BACKGROUND (CONCENTRATION)	11.	8.	0.07	0.		
					NOX(CORR.)	HUCF
MASS EMISSIONS (GRAMS)	2.36	13.70	3487.12	40.88	39.72	0.972

COLD STABILIZED
INLET PRESS. - 40.30 TEMP - 110. VOL/REV - 0.2702 REV COUNT - 19908.

	HC	CO	CO2	NOX		
SAMPLE (CONCENTRATION)	23.	9.	1.45	62.		
BACKGROUND (CONCENTRATION)	12.	4.	0.06	0.		
					NOX(CORR.)	HUCF
MASS EMISSIONS (GRAMS)	0.81	0.74	3244.15	15.13	14.70	0.972

HOT START
INLET PRESS. - 40.20 TEMP - 110. VOL/REV - 0.2703 REV COUNT - 11605.

	HC	CO	CO2	NOX		
SAMPLE (CONCENTRATION)	41.	46.	1.94	191.		
BACKGROUND (CONCENTRATION)	10.	3.	0.06	2.		
					NOX(CORR.)	HUCF
MASS EMISSIONS (GRAMS)	1.33	3.73	2559.41	26.90	26.14	0.972

COMPOSITE

MASS EMISSIONS (GM/MI)	0.34	1.17	827.00	6.41	6.22

FUEL ECONOMY (MPG) - 10.69

COMMENT :

A-46

VEHICLE NO. - T2544169 DATE RECEIVED - 03/05/75

SHORT TEST SEQUENCE NUMBER - 7.

TEST COND : RUN DATE - 03/07/75 RUN NO -A08083 WB TEMP - 63.0 DB TEMP - 73.0 BARO - 30.02

KEY MODE TEST

	MPH	HC,PPM	CO, %	NO,PPM
HI	49.	50.	0.05	2948.
LO	34.	40.	0.03	1722.
IDLE	0.	30.	0.02	204.

FEDERAL THREE-MODE TEST

HI	50.	40.	0.06	3535.
LO	30.	35.	0.02	2752.
IDLE	0.	28.	0.02	109.

UNLOADED TEST

RPM - 2500.		160.	0.03	641.

COMMENTS :

EPA FEDERAL SHORT CYCLE TEST

INLET PRESS. - 40.40 TEMP - 110. VOL/REV - 0.2702 REV COUNT - 2835.

	HC	CO	CO2	NOX	NOX(CORR.)	HUCF
SAMPLE (CONCENTRATION)	25.	271.	0.07	90.		
BACKGROUND (CONCENTRATION)	9.	9.	0.01	0.		
MASS EMISSIONS (GM/MI)	0.27	8.78	31.59	4.95	4.81	0.972

COMPOSITE NJ/NY TEST

INLET PRESS. - 40.30 TEMP - 110. VOL/REV - 0.2702 REV COUNT - 1714.

SAMPLE (CONCENTRATION)	23.	11.	1.25	47.
BACKGROUND (CONCENTRATION)	9.	4.	0.06	0.

A-147

VEHICLE NO. - T2544169 DATE RECEIVED - 03/07/75

FEDERAL TEST PROCEDURE (1975) NUMBER - 8.
TEST COND : RUN DATE - 03/12/75 RUN NO -A08124 WB TEMP - 63.0 DB TEMP - 76.0 BARO - 29.89
INERTIA - 5000. IHP - 9.9 AHP - 13.4 ODOM - 11603.

ENGINE PARAMETERS : ODOMETER - 11599. DWELL - 27.0 TIMING - 12.0 IDLE RPM - 680. IDLE CO - 0.02

COLD START
INLET PRESS. - 40.30 TEMP - 110. VOL/REV - 0.2702 REV COUNT - 11603.

	HC	CO	CO2	NOX		
SAMPLE (CONCENTRATION)	61.	149.	2.32	159.		
BACKGROUND (CONCENTRATION)	16.	8.	0.06	0.		
					NOX(CORR.)	HUCF
MASS EMISSIONS (GRAMS)	1.92	12.15	3059.46	22.51	21.42	0.952

COLD STABILIZED
INLET PRESS. - 40.30 TEMP - 110. VOL/REV - 0.2702 REV COUNT - 19934.

	HC	CO	CO2	NOX		
SAMPLE (CONCENTRATION)	25.	19.	1.47	58.		
BACKGROUND (CONCENTRATION)	17.	15.	0.06	0.		
					NOX(CORR.)	HUCF
MASS EMISSIONS (GRAMS)	0.59	0.59	3279.29	14.10	13.42	0.952

HOT START
INLET PRESS. - 40.10 TEMP - 110. VOL/REV - 0.2703 REV COUNT - 11598.

	HC	CO	CO2	NOX		
SAMPLE (CONCENTRATION)	48.	85.	1.98	170.		
BACKGROUND (CONCENTRATION)	17.	17.	0.06	0.		
					NOX(CORR.)	HUCF
MASS EMISSIONS (GRAMS)	1.32	5.86	2600.45	24.07	22.91	0.952

COMPOSITE

MASS EMISSIONS (GM/MI)	0.29	1.22	810.28	5.00	4.76

FUEL ECONOMY (MPG) - 10.92

COMMENT :

A-48

VEHICLE NO. - T2544169 DATE RECEIVED - 03/07/75

SHORT TEST SEQUENCE NUMBER - 8.

TEST COND : RUN DATE - 03/12/75 RUN NO -AC8124 WB TEMP - 63.0 DB TEMP - 76.0 BARO - 29.89

KEY MODE TEST

	MPH	HC,PPM	CO, %	NO,PPM
HI	49.	35.	0.04	2654.
LO	34.	38.	0.02	1626.
IDLE	0.	35.	0.02	245.

FEDERAL THREE-MODE TEST

HI	50.	40.	0.05	2899.
LO	30.	38.	0.02	2262.
IDLE	0.	30.	0.02	150.

UNLOADED TEST

RPM - 2500.	65.	0.02	537.

COMMENTS :

EPA FEDERAL SHORT CYCLE TEST

INLET PRESS. - 40.30 TEMP - 110. VOL/REV - 0.2702 REV COUNT - 2837.

	HC	CO	CO2	NOX	NOX(CORR.)	HUCF
SAMPLE (CONCENTRATION)	23.	13.	1.44	87.		
BACKGROUND (CONCENTRATION)	13.	8.	0.06	0.		
MASS EMISSIONS (GM/MI)	0.17	0.17	727.13	4.79	4.56	0.952

COMPOSITE NJ/NY TEST

INLET PRESS. - 40.30 TEMP - 110. VOL/REV - 0.2702 REV COUNT - 1710.

SAMPLE (CONCENTRATION)	23.	20.	1.26	38.
BACKGROUND (CONCENTRATION)	9.	15.	0.07	0.

VEHICLE NO. - T2544169 DATE RECEIVED - 03/12/75

FEDERAL TEST PROCEDURE (1975) NUMBER - 9.
TEST COND : RUN DATE - 03/13/75 RUN NO -A08132 WB TEMP - 62.0 DB TEMP - 77.0 BARO - 29.96
INERTIA - 5000. IHP - 9.9 AHP - 13.4 ODOM - 11628.

ENGINE PARAMETERS : ODOMETER - 11624. DWELL - 27.0 TIMING - 12.0 IDLE RPM - 635. IDLE CO - 0.02

COLD START
INLET PRESS. - 40.50 TEMP - 110. VOL/REV - 0.2701 REV COUNT - 11528.

	HC	CO	CO2	NOX	NOX(CORR.)	HUCF
SAMPLE (CONCENTRATION)	54.	131.	2.51	239.		
BACKGROUND (CONCENTRATION)	8.	4.	0.05	0.		
MASS EMISSIONS (GRAMS)	1.95	10.89	3314.25	33.67	31.13	0.925

COLD STABILIZED
INLET PRESS. - 40.50 TEMP - 110. VOL/REV - 0.2701 REV COUNT - 19970.

	HC	CO	CO2	NOX	NOX(CORR.)	HUCF
SAMPLE (CONCENTRATION)	15.	7.	1.45	56.		
BACKGROUND (CONCENTRATION)	7.	3.	0.05	0.		
MASS EMISSIONS (GRAMS)	0.59	0.59	3267.40	13.67	12.63	0.925

HOT START
INLET PRESS. - 40.30 TEMP - 110. VOL/REV - 0.2702 REV COUNT - 11595.

	HC	CO	CO2	NOX	NOX(CORR.)	HUCF
SAMPLE (CONCENTRATION)	29.	51.	1.91	168.		
BACKGROUND (CONCENTRATION)	7.	0.	0.06	0.		
MASS EMISSIONS (GRAMS)	0.94	4.40	2509.21	23.82	22.03	0.925

COMPOSITE
MASS EMISSIONS (GM/MI) 0.26 1.04 816.37 5.56 5.14
FUEL ECONOMY (MPG) - 10.84

COMMENT :

A-150

VEHICLE NO. - T2544169 DATE RECEIVED - 03/12/75

SHORT TEST SEQUENCE NUMBER - 9.

TEST COND : RUN DATE - 03/13/75 RUN NO -A08132 WB TEMP - 62.0 DB TEMP - 77.0 BARO - 29.96

KEY MODE TEST

	MPH	HC,PPM	CO, %	NO,PPM
HI	49.	35.	0.02	2703.
LO	34.	28.	0.02	1511.
IDLE	0.	25.	0.02	204.

FEDERAL THREE-MODE TEST

HI	50.	32.	0.04	3144.
LO	30.	35.	0.02	2325.
IDLE	0.	30.	0.02	109.

UNLOADED TEST

RPM - 2500.	65.	0.02	511.

COMMENTS :

EPA FEDERAL SHORT CYCLE TEST

INLET PRESS. - 40.20 TEMP - 110. VOL/REV - 0.2703 REV COUNT - 2824.

	HC	CO	CO2	NOX	NOX(CORR.)	HUCF
SAMPLE (CONCENTRATION)	19.	8.	1.45	80.		
BACKGROUND (CONCENTRATION)	6.	0.	0.05	0.		
MASS EMISSIONS (GM/MI)	0.22	0.27	734.56	4.39	4.06	0.925

COMPOSITE NJ/NY TEST

INLET PRESS. - 40.20 TEMP - 110. VOL/REV - 0.2703 REV COUNT - 1719.

SAMPLE (CONCENTRATION)	18.	17.	1.22	40.
BACKGROUND (CONCENTRATION)	9.	11.	0.06	0.

A-151

VEHICLE NO. - T2544169 DATE RECEIVED - 03/14/75

FEDERAL TEST PROCEDURE (1975) NUMBER - 10.
TEST COND : RUN DATE - 03/15/75 RUN NO -AC8140 WB TEMP - 62.0 DB TEMP - 73.0 BARO - 30.10
INERTIA - 5000. IHP - 9.9 AHP - 13.4 ODOM - 11651.

ENGINE PARAMETERS : ODOMETER - 11647. DWELL - 27.0 TIMING - 12.0 IDLE RPM - 635. IDLE CO - 0.02

COLD START
INLET PRESS. - 40.60 TEMP - 110. VOL/REV - 0.2701 REV COUNT - 11625.

	HC	CO	CO2	NOX		
SAMPLE (CONCENTRATION)	42.	91.	2.15	206.		
BACKGROUND (CONCENTRATION)	7.	1.	0.06	0.		
					NOX(CORR.)	HUCF
MASS EMISSIONS (GRAMS)	1.51	7.82	2853.42	29.41	27.95	0.951

COLD STABILIZED
INLET PRESS. - 40.60 TEMP - 110. VOL/REV - 0.2701 REV COUNT - 19945.

	HC	CO	CO2	NOX		
SAMPLE (CONCENTRATION)	14.	4.	1.32	60.		
BACKGROUND (CONCENTRATION)	7.	0.	0.05	0.		
					NOX(CORR.)	HUCF
MASS EMISSIONS (GRAMS)	0.52	0.60	2974.84	14.69	13.97	0.951

HOT START
INLET PRESS. - 40.40 TEMP - 110. VOL/REV - 0.2703 REV COUNT - 11646.

	HC	CO	CO2	NOX		
SAMPLE (CONCENTRATION)	33.	83.	1.76	185.		
BACKGROUND (CONCENTRATION)	7.	0.	0.06	1.		
					NOX(CORR.)	HUCF
MASS EMISSIONS (GRAMS)	1.12	7.23	2328.14	26.35	25.05	0.951

COMPOSITE

MASS EMISSIONS (GM/MI)	0.24	1.08	737.18	5.65	5.37

FUEL ECONOMY (MPG) - 12.00

COMMENT :

A-52

VEHICLE NO. - T2544169 DATE RECEIVED - 03/14/75

SHORT TEST SEQUENCE NUMBER -10.

TEST COND : RUN DATE - 03/15/75 RUN NO -A08140 WB TEMP - 62.0 DB TEMP - 73.0 BARO - 30.10

KEY MODE TEST

	MPH	HC,PPM	CO, %	NO,PPM
HI	49.	32.	0.04	2899.
LO	34.	35.	0.03	1653.
IDLE	0.	32.	0.03	271.

FEDERAL THREE-MODE TEST

HI	50.	38.	0.04	3241.
LO	30.	42.	0.03	2458.
IDLE	0.	35.	0.03	136.

UNLOADED TEST

RPM - 2500.	70.	0.03	524.

COMMENTS :

EPA FEDERAL SHORT CYCLE TEST

INLET PRESS. - 40.50 TEMP - 110. VOL/REV - 0.2702 REV COUNT - 2791.

	HC	CO	CO2	NOX	NOX(CORR.)	HUCF
SAMPLE (CONCENTRATION)	18.	9.	1.41	100.		
BACKGROUND (CONCENTRATION)	6.	0.	0.06	0.		
MASS EMISSIONS (GM/MI)	0.20	0.30	699.79	5.42	5.15	0.951

COMPOSITE NJ/NY TEST

INLET PRESS. - 40.50 TEMP - 110. VOL/REV - 0.2702 REV COUNT - 1710.

SAMPLE (CONCENTRATION)	17.	15.	1.33	78.
BACKGROUND (CONCENTRATION)	7.	0.	0.05	0.

A-153

VEHICLE NO. - T2544169 DATE RECEIVED - 03/18/75

FEDERAL TEST PROCEDURE (1975) NUMBER - 11.
TEST COND : RUN DATE - 03/20/75 RUN NO -AU8182 WB TEMP - 60.0 DB TEMP - 70.0 BARO - 29.90
INERTIA - 5000. IHP - 9.9 AHP - 13.4 ODOM - 11678.

ENGINE PARAMETERS : ODOMETER - 11675. DWELL - 27.0 TIMING - 12.0 IDLE RPM - 615. IDLE CO - 0.03

COLD START
INLET PRESS. - 40.20 TEMP - 110. VOL/REV - 0.2703 REV COUNT - 11602.

	HC	CO	CO2	NOX	NOX(CORR.)	HUCF
SAMPLE (CONCENTRATION)	54.	200.	2.64	249.		
BACKGROUND (CONCENTRATION)	11.	3.	0.06	0.		
MASS EMISSIONS (GRAMS)	1.84	16.99	3495.90	35.28	33.02	0.936

COLD STABILIZED
INLET PRESS. - 40.20 TEMP - 110. VOL/REV - 0.2703 REV COUNT - 19955.

	HC	CO	CO2	NOX	NOX(CORR.)	HUCF
SAMPLE (CONCENTRATION)	21.	12.	1.48	56.		
BACKGROUND (CONCENTRATION)	11.	1.	0.06	0.		
MASS EMISSIONS (GRAMS)	0.73	1.63	3309.38	13.65	12.77	0.936

HOT START
INLET PRESS. - 40.30 TEMP - 110. VOL/REV - 0.2702 REV COUNT - 11604.

	HC	CO	CO2	NOX	NOX(CORR.)	HUCF
SAMPLE (CONCENTRATION)	30.	61.	2.00	168.		
BACKGROUND (CONCENTRATION)	11.	2.	0.06	0.		
MASS EMISSIONS (GRAMS)	0.81	5.09	2627.47	23.79	22.27	0.936

COMPOSITE

MASS EMISSIONS (GM/MI)	0.26	1.58	841.37	5.65	5.29

FUEL ECONOMY (MPG) - 10.51

COMMENT :

A-154

VEHICLE NO. - T2544169 DATE RECEIVED - 03/18/75

SHORT TEST SEQUENCE NUMBER -11.

TEST COND : RUN DATE - 03/20/75 RUN NO -A08182 WB TEMP - 60.0 DB TEMP - 70.0 BARO - 29.90

KEY MODE TEST

	MPH	HC,PPM	CO, %	NO,PPM
HI	49.	32.	0.05	2458.
LO	34.	32.	0.02	1582.
IDLE	0.	30.	0.02	136.

FEDERAL THREE-MODE TEST

HI	50.	35.	0.05	2899.
LO	30.	35.	0.03	2325.
IDLE	0.	28.	0.02	96.

UNLOADED TEST

RPM - 2500.	40.	0.04	471.

COMMENTS :

EPA FEDERAL SHORT CYCLE TEST

INLET PRESS. - 39.90 TEMP - 110. VOL/REV - 0.2705 REV COUNT - 2817.

	HC	CO	CO2	NOX	NOX(CORR.)	HUCF
SAMPLE (CONCENTRATION)	24.	29.	1.53	90.		
BACKGROUND (CONCENTRATION)	11.	2.	0.05	0.		
MASS EMISSIONS (GM/MI)	0.21	0.90	775.18	4.93	4.61	0.936

COMPOSITE NJ/NY TEST

INLET PRESS. - 39.90 TEMP - 110. VOL/REV - 0.2705 REV COUNT - 1714.

SAMPLE (CONCENTRATION)	21.	15.	1.24	36.
BACKGROUND (CONCENTRATION)	10.	2.	0.06	0.

A-155

VEHICLE NO. - T2544169 DATE RECEIVED - 03/20/75

FEDERAL TEST PROCEDURE (1975) NUMBER - 12.
TEST COND : RUN DATE - 03/21/75 RUN NO -A08192 WB TEMP - 59.0 DB TEMP - 68.0 BARO - 29.96
INERTIA - 5000. IHP - 9.9 AHP - 13.4 ODOM - 11701.

ENGINE PARAMETERS : ODOMETER - 11697. DWELL - 27.0 TIMING - 12.0 IDLE RPM - 500. IDLE CO - 0.05

COLD START
INLET PRESS. - 40.20 TEMP - 110. VOL/REV - 0.2704 REV COUNT - 11609.

	HC	CO	CO2	NOX		
SAMPLE (CONCENTRATION)	88.	164.	2.40	180.		
BACKGROUND (CONCENTRATION)	9.	0.	0.05	0.		
					NOX(CORR.)	HUCF
MASS EMISSIONS (GRAMS)	3.39	14.19	3194.45	25.58	23.82	0.931

COLD STABILIZED
INLET PRESS. - 40.20 TEMP - 110. VOL/REV - 0.2704 REV COUNT - 19945.

	HC	CO	CO2	NOX		
SAMPLE (CONCENTRATION)	17.	6.	1.54	55.		
BACKGROUND (CONCENTRATION)	8.	0.	0.05	0.		
					NOX(CORR.)	HUCF
MASS EMISSIONS (GRAMS)	0.66	0.89	3479.80	13.43	12.50	0.931

HOT START
INLET PRESS. - 40.10 TEMP - 110. VOL/REV - 0.2704 REV COUNT - 11604.

	HC	CO	CO2	NOX		
SAMPLE (CONCENTRATION)	45.	102.	2.02	175.		
BACKGROUND (CONCENTRATION)	8.	0.	0.05	0.		
					NOX(CORR.)	HUCF
MASS EMISSIONS (GRAMS)	1.59	8.82	2677.48	24.87	23.15	0.931

COMPOSITE

MASS EMISSIONS (GM/MI)	0.40	1.60	850.61	5.15	4.79

FUEL ECONOMY (MPG) - 10.39

COMMENT :

VEHICLE NO. - T2544169 DATE RECEIVED - 03/20/75

SHORT TEST SEQUENCE NUMBER -12.

TEST COND : RUN DATE - 03/21/75 RUN NO -AC8192 WB TEMP - 59.0 DB TEMP - 68.0 BARO - 29.96

KEY MODE TEST

	MPH	HC,PPM	CO, %	NO,PPM
HI	49.	35.	0.02	2654.
LO	34.	28.	0.02	1148.
IDLE	0.	25.	0.02	123.

FEDERAL THREE-MODE TEST

HI	50.	35.	0.03	3095.
LO	30.	30.	0.02	2107.
IDLE	0.	28.	0.02	82.

UNLOADED TEST

RPM - 2500. 80. 0.02 458.

COMMENTS :

EPA FEDERAL SHORT CYCLE TEST

INLET PRESS. - 40.20 TEMP - 110. VOL/REV - 0.2703 REV COUNT - 2822.

	HC	CO	CO2	NOX	NOX(CORR.)	HUCF
SAMPLE (CONCENTRATION)	27.	9.	1.51	83.		
BACKGROUND (CONCENTRATION)	8.	0.	0.05	0.		
MASS EMISSIONS (GM/MI)	0.31	0.30	765.50	4.55	4.24	0.931

COMPOSITE NJ/NY TEST

INLET PRESS. - 40.20 TEMP - 110. VOL/REV - 0.2703 REV COUNT - 1712.

SAMPLE (CONCENTRATION)	26.	9.	1.38	64.
BACKGROUND (CONCENTRATION)	8.	0.	0.05	0.

VEHICLE NO. - T2544169 DATE RECEIVED - 03/21/75

FEDERAL TEST PROCEDURE (1975) NUMBER - 13.
TEST COND : RUN DATE - 03/24/75 RUN NO -A08217 WB TEMP - 62.0 DB TEMP - 74.0 BARO - 29.97
INERTIA - 5000. IHP - 9.9 AHP - 13.4 ODOM - 11727.

ENGINE PARAMETERS : ODOMETER - 11721. DWELL - 30.0 TIMING - 12.0 IDLE RPM - 700. IDLE CO - 0.02

COLD START
INLET PRESS. - 40.30 TEMP - 110. VOL/REV - 0.2703 REV COUNT - 11604.

	HC	CO	CO2	NOX		
SAMPLE (CONCENTRATION)	51.	126.	2.60	263.		
BACKGROUND (CONCENTRATION)	9.	2.	0.05	0.		
					NOX(CORR.)	HUCF
MASS EMISSIONS (GRAMS)	1.80	10.72	3463.89	37.35	35.30	0.945

COLD STABILIZED
INLET PRESS. - 40.30 TEMP - 110. VOL/REV - 0.2703 REV COUNT - 19904.

	HC	CO	CO2	NOX		
SAMPLE (CONCENTRATION)	17.	7.	1.49	61.		
BACKGROUND (CONCENTRATION)	11.	1.	0.06	0.		
					NOX(CORR.)	HUCF
MASS EMISSIONS (GRAMS)	0.44	0.89	3331.90	14.86	14.04	0.945

HOT START
INLET PRESS. - 40.20 TEMP - 110. VOL/REV - 0.2703 REV COUNT - 11602.

	HC	CO	CO2	NOX		
SAMPLE (CONCENTRATION)	28.	44.	2.02	180.		
BACKGROUND (CONCENTRATION)	8.	4.	0.06	0.		
					NOX(CORR.)	HUCF
MASS EMISSIONS (GRAMS)	0.86	3.46	2662.70	25.57	24.16	0.945

COMPOSITE

MASS EMISSIONS (GM/MI)	0.23	1.00	845.21	6.07	5.73

FUEL ECONOMY (MPG) - 10.47

COMMENT :

A-152

VEHICLE NO. - T2544169 DATE RECEIVED - 03/21/75

SHORT TEST SEQUENCE NUMBER -13.

TEST COND : RUN DATE - 03/24/75 RUN NO -A08217 WB TEMP - 62.0 DB TEMP - 74.0 BARO - 29.97

KEY MODE TEST

	MPH	HC,PPM	CO, %	NO,PPM
HI	49.	48.	0.04	2605.
LO	34.	38.	0.03	1511.
IDLE	0.	35.	0.02	218.

FEDERAL THREE-MODE TEST

HI	50.	48.	0.04	2948.
LO	30.	40.	0.03	2368.
IDLE	0.	30.	0.03	123.

UNLOADED TEST

RPM - 2500.	55.	0.03	497.

COMMENTS :

EPA FEDERAL SHORT CYCLE TEST

INLET PRESS. - 40.20 TEMP - 110. VOL/REV - 0.2703 REV COUNT - 2828.

	HC	CO	CO2	NOX	NOX(CORR.)	HUCF
SAMPLE (CONCENTRATION)	20.	14.	1.52	99.		
BACKGROUND (CONCENTRATION)	8.	4.	0.05	0.		
MASS EMISSIONS (GM/MI)	0.20	0.33	772.38	5.44	5.14	0.945

COMPOSITE NJ/NY TEST

INLET PRESS. - 40.20 TEMP - 110. VOL/REV - 0.2703 REV COUNT - 1705.

SAMPLE (CONCENTRATION)	17.	8.	1.25	21.
BACKGROUND (CONCENTRATION)	8.	3.	0.05	0.

VEHICLE NO. - T2544169 DATE RECEIVED - 03/25/75

FEDERAL TEST PROCEDURE (1975) NUMBER - 15.
TEST COND : RUN DATE - 03/26/75 RUN NO -AC8241 WB TEMP - 56.0 DB TEMP - 73.0 BARO - 29.77
INERTIA - 5000. IHP - 9.9 AHP - 13.4 ODOM - 11749.

ENGINE PARAMETERS : ODOMETER - 11749. DWELL - 30.0 TIMING - 12.0 IDLE RPM - 700. IDLE CO - 3.00

COLD START
INLET PRESS. - 40.30 TEMP - 110. VOL/REV - 0.2704 REV COUNT - 19964.

	HC	CO	CO2	NOX		
SAMPLE (CONCENTRATION)	101.	1978.	1.37	55.		
BACKGROUND (CONCENTRATION)	0.	2.	0.06	0.		
					NOX(CORR.)	HUCF
MASS EMISSIONS (GRAMS)	7.39	291.86	3039.95	13.34	11.40	0.855

COLD STABILIZED
INLET PRESS. - 40.30 TEMP - 110. VOL/REV - 0.2704 REV COUNT - 19964.

	HC	CO	CO2	NOX		
SAMPLE (CONCENTRATION)	101.	1978.	1.37	55.		
BACKGROUND (CONCENTRATION)	13.	2.	0.06	1.		
					NOX(CORR.)	HUCF
MASS EMISSIONS (GRAMS)	6.44	291.86	3039.95	13.10	11.20	0.855

HOT START
INLET PRESS. - 40.30 TEMP - 110. VOL/REV - 0.2703 REV COUNT - 11617.

	HC	CO	CO2	NOX		
SAMPLE (CONCENTRATION)	99.	1450.	1.89	172.		
BACKGROUND (CONCENTRATION)	11.	4.	0.06	0.		
					NOX(CORR.)	HUCF
MASS EMISSIONS (GRAMS)	3.74	124.23	2470.20	24.27	20.75	0.855

COMPOSITE

MASS EMISSIONS (GM/MI)	1.57	65.09	767.35	4.36	3.72

FUEL ECONOMY (MPG) - 10.15

COMMENT :

VEHICLE NO. - T2544169 DATE RECEIVED - 03/25/75

SHORT TEST SEQUENCE NUMBER -15.

TEST COND : RUN DATE - 03/26/75 RUN NO -A08241 WB TEMP - 56.0 DB TEMP - 73.0 BARO - 29.77

KEY MODE TEST

	MPH	HC,PPM	CO, %	NO,PPM
HI	49.	45.	0.05	3584.
LO	34.	35.	0.03	2409.
IDLE	0.	90.	3.10	123.

FEDERAL THREE-MODE TEST

HI	50.	50.	0.10	3780.
LO	30.	45.	0.03	3241.
IDLE	0.	100.	3.30	82.

UNLOADED TEST

RPM - 2500. 70. 0.05 693.

COMMENTS :

EPA FEDERAL SHORT CYCLE TEST

INLET PRESS. - 40.40 TEMP - 110. VOL/REV - 0.2703 REV COUNT - 2825.

	HC	CO	CO2	NOX	NOX(CORR.)	HUCF
SAMPLE (CONCENTRATION)	126.	2178.	1.47	93.		
BACKGROUND (CONCENTRATION)	14.	26.	0.07	0.		
MASS EMISSIONS (GM/MI)	1.85	71.89	734.82	5.10	4.36	0.855

COMPOSITE NJ/NY TEST

INLET PRESS. - 40.40 TEMP - 110. VOL/REV - 0.2703 REV COUNT - 1720.

SAMPLE (CONCENTRATION)	254.	2819.	1.11	34.
BACKGROUND (CONCENTRATION)	16.	44.	0.06	0.

VEHICLE NO. - T2544169 DATE RECEIVED - 03/27/75

FEDERAL TEST PROCEDURE (1975) NUMBER - 17.
TEST COND : RUN DATE - 03/31/75 RUN NO -AC8266 WB TEMP - 64.0 DB TEMP - 76.0 BARO - 29.82
INERTIA - 5000. IHP - 9.9 AHP - 13.4 ODOM - 11769.

ENGINE PARAMETERS : ODOMETER - 11769. DWELL - 30.0 TIMING - 12.0 IDLE RPM - 600. IDLE CO - 0.30

COLD START
INLET PRESS. - 40.50 TEMP - 110. VOL/REV - 0.2702 REV COUNT - 11624.

	HC	CO	CO2	NOX		
SAMPLE (CONCENTRATION)	69.	464.	2.69	217.		
BACKGROUND (CONCENTRATION)	13.	4.	0.08	1.		
					NOX(CORR.)	HUCF
MASS EMISSIONS (GRAMS)	2.39	39.58	3528.53	30.53	29.72	0.973

COLD STABILIZED
INLET PRESS. - 40.50 TEMP - 110. VOL/REV - 0.2702 REV COUNT - 19940.

	HC	CO	CO2	NOX		
SAMPLE (CONCENTRATION)	22.	223.	1.65	45.		
BACKGROUND (CONCENTRATION)	13.	3.	0.07	1.		
					NOX(CORR.)	HUCF
MASS EMISSIONS (GRAMS)	0.66	32.47	3664.21	10.67	10.38	0.973

HOT START
INLET PRESS. - 40.60 TEMP - 110. VOL/REV - 0.2702 REV COUNT - 11611.

	HC	CO	CO2	NOX		
SAMPLE (CONCENTRATION)	37.	182.	2.14	144.		
BACKGROUND (CONCENTRATION)	11.	9.	0.06	0.		
					NOX(CORR.)	HUCF
MASS EMISSIONS (GRAMS)	1.11	14.87	2808.10	20.33	19.78	0.973

COMPOSITE

MASS EMISSIONS (GM/MI)	0.31	7.73	904.28	4.72	4.59

FUEL ECONOMY (MPG) - 9.67

COMMENT :

A-162

VEHICLE NO. - T2544169 DATE RECEIVED - 03/27/75

SHORT TEST SEQUENCE NUMBER -17.

TEST COND : RUN DATE - 03/31/75 RUN NO -A08266 WB TEMP - 64.0 DB TEMP - 76.0 BARO - 29.82

KEY MODE TEST

	MPH	HC,PPM	CO, %	NO,PPM
HI	49.	28.	0.07	2249.
LO	34.	30.	0.03	1295.
IDLE	0.	35.	0.85	55.

FEDERAL THREE-MODE TEST

HI	50.	35.	0.06	2654.
LO	30.	40.	0.04	1860.
IDLE	0.	45.	0.15	55.

UNLOADED TEST

RPM - 2500.	60.	0.05	418.

COMMENTS :

EPA FEDERAL SHORT CYCLE TEST

INLET PRESS. - 40.80 TEMP - 110. VOL/REV - 0.2700 REV COUNT - 2812.

	HC	CO	CO2	NOX	NOX(CORR.)	HUCF
SAMPLE (CONCENTRATION)	35.	447.	1.69	50.		
BACKGROUND (CONCENTRATION)	14.	5.	0.08	1.		
MASS EMISSIONS (GM/MI)	0.35	14.68	840.22	2.67	2.60	0.973

COMPOSITE NJ/NY TEST

INLET PRESS. - 40.80 TEMP - 110. VOL/REV - 0.2700 REV COUNT - 1700.

SAMPLE (CONCENTRATION)	145.	1834.	1.37	15.
BACKGROUND (CONCENTRATION)	14.	9.	0.08	1.

A-163

VEHICLE NO. - T2544169 DATE RECEIVED - 04/01/75

FEDERAL TEST PROCEDURE (1975) NUMBER - 18.
TEST COND : RUN DATE - 04/02/75 RUN NO -AC8294 WB TEMP - 58.0 DB TEMP - 73.0 BARO - 30.16
INERTIA - 5000. IHP - 9.9 AHP - 13.4 ODOM - 11791.

ENGINE PARAMETERS : ODOMETER - 11791. DWELL - 30.0 TIMING - 12.0 IDLE RPM - 680. IDLE CO - 0.02

COLD START
INLET PRESS. - 40.80 TEMP - 110. VOL/REV - 0.2700 REV COUNT - 11607.

	HC	CO	CO2	NOX		
SAMPLE (CONCENTRATION)	60.	204.	2.41	198.		
BACKGROUND (CONCENTRATION)	9.	3.	0.05	0.		
					NOX(CORR.)	HUCF
MASS EMISSIONS (GRAMS)	2.19	17.46	3221.23	28.26	24.89	0.881

COLD STABILIZED
INLET PRESS. - 40.80 TEMP - 110. VOL/REV - 0.2700 REV COUNT - 19956.

	HC	CO	CO2	NOX		
SAMPLE (CONCENTRATION)	17.	6.	1.50	65.		
BACKGROUND (CONCENTRATION)	9.	1.	0.06	0.		
					NOX(CORR.)	HUCF
MASS EMISSIONS (GRAMS)	0.59	0.75	3379.30	15.95	14.05	0.881

HOT START
INLET PRESS. - 40.80 TEMP - 110. VOL/REV - 0.2700 REV COUNT - 11614.

	HC	CO	CO2	NOX		
SAMPLE (CONCENTRATION)	25.	22.	2.00	181.		
BACKGROUND (CONCENTRATION)	8.	1.	0.06	0.		
					NOX(CORR.)	HUCF
MASS EMISSIONS (GRAMS)	0.73	1.83	2649.56	25.85	22.76	0.881

COMPOSITE

MASS EMISSIONS (GM/MI)	0.26	1.24	836.62	5.71	5.03

FUEL ECONOMY (MPG) - 10.57

COMMENT :

A-164

VEHICLE NO. - T2544169 DATE RECEIVED - 04/01/75

SHORT TEST SEQUENCE NUMBER -18.

TEST COND : RUN DATE - 04/02/75 RUN NO -A08294 WB TEMP - 58.0 DB TEMP - 73.0 BARO - 30.16

KEY MODE TEST

	MPH	HC,PPM	CO, %	NO,PPM
HI	49.	40.	0.04	2703.
LO	34.	35.	0.03	1617.
IDLE	0.	35.	0.03	258.

FEDERAL THREE-MODE TEST

HI	50.	45.	0.04	2948.
LO	30.	45.	0.03	2262.
IDLE	0.	32.	0.03	136.

UNLOADED TEST

RPM - 2500.	50.	0.04	511.

COMMENTS :

A-165

EPA FEDERAL SHORT CYCLE TEST
INLET PRESS. - 40.90 TEMP - 110. VOL/REV - 0.2700 REV COUNT - 2829.

	HC	CO	CO2	NOX	NOX(CORR.)	HUCF
SAMPLE (CONCENTRATION)	19.	7.	1.50	2.		
BACKGROUND (CONCENTRATION)	8.	0.	0.05	2.		
MASS EMISSIONS (GM/MI)	0.18	0.23	761.30	0.0	0.0	0.881

COMPOSITE NJ/NY TEST
INLET PRESS. - 40.90 TEMP - 110. VOL/REV - 0.2700 REV COUNT - 1717.

SAMPLE (CONCENTRATION)	16.	6.	1.26	47.
BACKGROUND (CONCENTRATION)	7.	0.	0.05	0.

VEHICLE NO. - T2544169 DATE RECEIVED - 04/02/75

FEDERAL TEST PROCEDURE (1975) NUMBER - 19.
TEST COND : RUN DATE - 04/04/75 RUN NO -AC8321 WB TEMP - 61.0 DB TEMP - 73.0 BARO - 29.99
INERTIA - 5000. IHP - 9.9 AHP - 13.4 ODOM - 11815.

ENGINE PARAMETERS : ODOMETER - 11811. DWELL - 30.0 TIMING - 12.0 IDLE RPM - 650. IDLE CO - 0.0

COLD START
INLET PRESS. - 40.50 TEMP - 110. VOL/REV - 0.2702 REV COUNT - 11622.

	HC	CO	CO2	NOX	NOX(CORR.)	HUCF
SAMPLE (CONCENTRATION)	234.	389.	2.62	227.		
BACKGROUND (CONCENTRATION)	10.	1.	0.06	1.		
MASS EMISSIONS (GRAMS)	35.33	33.59	3482.26	32.14	29.98	0.933

COLD STABILIZED
INLET PRESS. - 40.50 TEMP - 110. VOL/REV - 0.2702 REV COUNT - 19952.

	HC	CO	CO2	NOX	NOX(CORR.)	HUCF
SAMPLE (CONCENTRATION)	100.	109.	1.68	84.		
BACKGROUND (CONCENTRATION)	11.	0.	0.05	2.		
MASS EMISSIONS (GRAMS)	6.55	16.20	3806.40	20.02	18.68	0.933

HOT START
INLET PRESS. - 40.70 TEMP - 110. VOL/REV - 0.2701 REV COUNT - 11604.

	HC	CO	CO2	NOX	NOX(CORR.)	HUCF
SAMPLE (CONCENTRATION)	366.	239.	2.26	222.		
BACKGROUND (CONCENTRATION)	11.	1.	0.06	2.		
MASS EMISSIONS (GRAMS)	15.19	20.55	2985.20	31.21	29.12	0.933

COMPOSITE

MASS EMISSIONS (GM/MI)	4.05	5.65	934.04	6.88	6.42

FUEL ECONOMY (MPG) - 9.29

COMMENT :

VEHICLE NO. - T2544169 DATE RECEIVED - 04/02/75

SHORT TEST SEQUENCE NUMBER -19.

TEST COND : RUN DATE - 04/04/75 RUN NO -A08321 WB TEMP - 61.0 DB TEMP - 73.0 BARO - 29.99

KEY MODE TEST

	MPH	HC,PPM	CO, %	NO,PPM
HI	49.	48.	0.20	2703.
LO	34.	32.	0.04	1894.
IDLE	0.	35.	0.04	271.

FEDERAL THREE-MODE TEST

HI	50.	50.	0.15	2850.
LO	30.	38.	0.07	2605.
IDLE	0.	35.	0.04	96.

UNLOADED TEST

RPM - 2500. 105. 0.08 576.

COMMENTS :

EPA FEDERAL SHORT CYCLE TEST

INLET PRESS. - 40.60 TEMP - 110. VOL/REV - 0.2701 REV COUNT - 2818.

	HC	CO	CO2	NOX	NOX(CORR.)	HUCF
SAMPLE (CONCENTRATION)	213.	81.	1.63	123.		
BACKGROUND (CONCENTRATION)	24.	0.	0.06	3.		
MASS EMISSIONS (GM/MI)	3.12	2.70	821.40	6.56	6.12	0.933

COMPOSITE NJ/NY TEST

INLET PRESS. - 40.60 TEMP - 110. VOL/REV - 0.2701 REV COUNT - 1704.

SAMPLE (CONCENTRATION)	210.	89.	1.34	59.
BACKGROUND (CONCENTRATION)	15.	3.	0.06	1.

VEHICLE NO. - T2544169 DATE RECEIVED - 04/08/75

FEDERAL TEST PROCEDURE (1975) NUMBER - 20.
TEST COND : RUN DATE - 04/09/75 RUN NO -A08357 WB TEMP - 59.0 DB TEMP - 70.0 BARO - 29.74
INERTIA - 5000. IHP - 9.6 AHP - 13.4 ODOM - 11862.

ENGINE PARAMETERS : ODOMETER - 11862. DWELL - 30.0 TIMING - 12.0 IDLE RPM - 650. IDLE CO - 0.01

COLD START
INLET PRESS. - 40.70 TEMP - 110. VOL/REV - 0.2701 REV COUNT - 11601.

	HC	CO	CO2	NOX		
SAMPLE (CONCENTRATION)	54.	178.	2.40	180.		
BACKGROUND (CONCENTRATION)	9.	2.	0.05	0.		
					NOX(CORR.)	HUCF
MASS EMISSIONS (GRAMS)	1.91	15.06	3158.39	25.29	23.27	0.920

COLD STABILIZED
INLET PRESS. - 40.70 TEMP - 110. VOL/REV - 0.2701 REV COUNT - 19904.

	HC	CO	CO2	NOX		
SAMPLE (CONCENTRATION)	19.	19.	1.48	63.		
BACKGROUND (CONCENTRATION)	10.	3.	0.06	1.		
					NOX(CORR.)	HUCF
MASS EMISSIONS (GRAMS)	0.65	2.35	3274.39	14.95	13.75	0.920

HOT START
INLET PRESS. - 40.80 TEMP - 110. VOL/REV - 0.2701 REV COUNT - 11634.

	HC	CO	CO2	NOX		
SAMPLE (CONCENTRATION)	30.	78.	1.92	165.		
BACKGROUND (CONCENTRATION)	11.	37.	0.07	0.		
					NOX(CORR.)	HUCF
MASS EMISSIONS (GRAMS)	0.81	3.52	2492.78	23.25	21.38	0.920

COMPOSITE

MASS EMISSIONS (GM/MI)	0.26	1.44	807.12	5.21	4.79

FUEL ECONOMY (MPG) - 10.95

COMMENT :

VEHICLE NO. - T2544169 DATE RECEIVED - 04/08/75

SHORT TEST SEQUENCE NUMBER -20.

TEST COND : RUN DATE - 04/09/75 RUN NO -A08357 WB TEMP - 59.0 DB TEMP - 70.0 BARO - 29.74

KEY MODE TEST

	MPH	HC,PPM	CO, %	NO,PPM
HI	49.	40.	0.04	2605.
LO	34.	38.	0.03	1606.
IDLE	0.	35.	0.03	231.

FEDERAL THREE-MODE TEST

HI	50.	40.	0.05	2948.
LO	30.	45.	0.03	2409.
IDLE	0.	35.	0.03	109.

UNLOADED TEST

RPM - 2500.	80.	0.03	497.

COMMENTS :

EPA FEDERAL SHORT CYCLE TEST

INLET PRESS. - 41.00 TEMP - 110. VOL/REV - 0.2700 REV COUNT - 2826.

	HC	CO	CO2	NOX	NOX(CORR.)	HUCF
SAMPLE (CONCENTRATION)	20.	14.	1.46	82.		
BACKGROUND (CONCENTRATION)	10.	6.	0.06	2.		
MASS EMISSIONS (GM/MI)	0.17	0.27	734.26	4.39	4.04	0.920

COMPOSITE NJ/NY TEST

INLET PRESS. - 41.00 TEMP - 110. VOL/REV - 0.2700 REV COUNT - 1712.

SAMPLE (CONCENTRATION)	20.	9.	1.21	40.
BACKGROUND (CONCENTRATION)	10.	4.	0.06	1.

Car No. 5

T1754162

VEHICLE NO. - T1754162 DATE RECEIVED - 01/20/75

FEDERAL TEST PROCEDURE (1975) NUMBER - 1.

TEST COND : RUN DATE - 02/17/75 RUN NO - A07905 WB TEMP - 62.0 DB TEMP - 73.0 BARO - 29.99

INERTIA - 5000. IHP - 10.1 AHP - 13.4 ODOM - 9120.

COLD START

INLET PRESS. - 38.20 TEMP - 110. VOL/REV - 0.2714 REV COUNT - 11600.

	HC	CO	CO2	NOX		
SAMPLE (CONCENTRATION)	30.	566.	2.77	78.		
BACKGROUND (CONCENTRATION)	22.	14.	0.10	1.		
					NOX(CORR.)	HUCF
MASS EMISSIONS (GRAMS)	2.94	45.21	3663.91	11.05	10.52	0.952

COLD STABILIZED

INLET PRESS. - 38.20 TEMP - 110. VOL/REV - 0.2714 REV COUNT - 19910.

	HC	CO	CO2	NOX		
SAMPLE (CONCENTRATION)	29.	23.	1.73	39.		
BACKGROUND (CONCENTRATION)	20.	6.	0.08	1.		
					NOX(CORR.)	HUCF
MASS EMISSIONS (GRAMS)	0.67	2.85	3886.25	9.36	8.91	0.952

HOT START

INLET PRESS. - 38.40 TEMP - 110. VOL/REV - 0.2713 REV COUNT - 11610.

	HC	CO	CO2	NOX		
SAMPLE (CONCENTRATION)	105.	134.	2.24	77.		
BACKGROUND (CONCENTRATION)	23.	43.	0.08	1.		
					NOX(CORR.)	HUCF
MASS EMISSIONS (GRAMS)	3.55	7.95	2963.92	10.90	10.38	0.952

COMPOSITE

MASS EMISSIONS (GM/MI)	0.53	3.75	953.49	2.71	2.58

FUEL ECONOMY (MPG) - 9.24

COMMENT :

A-172

VEHICLE NO. - T1754162 DATE RECEIVED - 01/20/75

SHORT TEST SEQUENCE NUMBER - 2.

TEST COND : RUN DATE - 02/17/75 RUN NO - A07905 WB TEMP - 62.0 DB TEMP - 73.0 BARO - 29.99

KEY MODE TEST

	MPH	HC,PPM	CO, %	NO,PPM
HI	49.	40.	0.04	693.
LO	34.	42.	0.03	1860.
IDLE	0.	38.	0.02	265.

FEDERAL THREE-MODE TEST

HI	50.	35.	0.04	1011.
LO	30.	48.	0.03	2752.
IDLE	0.	35.	0.02	96.

UNLOADED TEST

RPM - 2500.	40.	0.04	550.

COMMENTS :

EPA FEDERAL SHORT CYCLE TEST

INLET PRESS. - 38.50 TEMP - 110. VOL/REV - 0.2713 REV COUNT - 2831.

	HC	CO	CO2	NOX		
SAMPLE (CONCENTRATION)	28.	24.	1.52	85.		
BACKGROUND (CONCENTRATION)	12.	0.	0.08	0.		
					NOX(CORR.)	HUCF
MASS EMISSIONS (GM/MI)	0.27	0.81	760.22	4.69	4.47	0.952

COMPOSITE NJ/NY TEST

INLET PRESS. - 38.50 TEMP - 110. VOL/REV - 0.2713 REV COUNT - 1707.

SAMPLE (CONCENTRATION)	30.	25.	1.27	31.
BACKGROUND (CONCENTRATION)	11.	2.	0.07	0.

VEHICLE NO. - T1754162 DATE RECEIVED - 02/19/75

FEDERAL TEST PROCEDURE (1975) NUMBER - 2.
TEST COND : RUN DATE - 02/20/75 RUN NO -A07947 WB TEMP - 65.0 DB TEMP - 72.0 BARO - 29.93
INERTIA - 5000. IHP - 10.1 AHP - 13.4 ODOM - 9145.

ENGINE PARAMETERS : ODOMETER - 9141. DWELL - 26.0 TIMING - 12.0 IDLE RPM - 520. IDLE CO - 0.10

COLD START
INLET PRESS. - 39.60 TEMP - 110. VOL/REV - 0.2707 REV COUNT - 11604.

	HC	CO	CO2	NOX	NOX(CORR.)	HUCF
SAMPLE (CONCENTRATION)	83.	437.	2.75	76.		
BACKGROUND (CONCENTRATION)	15.	3.	0.09	0.		
MASS EMISSIONS (GRAMS)	2.92	37.59	3620.19	10.81	11.10	1.026

COLD STABILIZED
INLET PRESS. - 39.60 TEMP - 110. VOL/REV - 0.2707 REV COUNT - 19983.

	HC	CO	CO2	NOX	NOX(CORR.)	HUCF
SAMPLE (CONCENTRATION)	26.	57.	1.66	33.		
BACKGROUND (CONCENTRATION)	14.	30.	0.08	0.		
MASS EMISSIONS (GRAMS)	0.89	4.03	3703.05	8.09	8.30	1.026

HOT START
INLET PRESS. - 39.60 TEMP - 110. VOL/REV - 0.2707 REV COUNT - 11630.

	HC	CO	CO2	NOX	NOX(CORR.)	HUCF
SAMPLE (CONCENTRATION)	72.	108.	2.22	66.		
BACKGROUND (CONCENTRATION)	10.	2.	0.08	1.		
MASS EMISSIONS (GRAMS)	2.67	9.20	2919.01	9.27	9.51	1.026

COMPOSITE

MASS EMISSIONS (GM/MI)	0.49	3.39	923.14	2.40	2.47

FUEL ECONOMY (MPG) - 9.54

COMMENT :

VEHICLE NO. - T1754162 DATE RECEIVED - 02/19/75

SHORT TEST SEQUENCE NUMBER - 2.

TEST COND : RUN DATE - 02/20/75 RUN NO -A07947 WB TEMP - 65.0 DB TEMP - 72.0 BARO - 29.93

KEY MODE TEST

	MPH	HC,PPM	CO, %	NO,PPM
HI	49.	39.	0.04	550.
LO	34.	41.	0.03	1559.
IDLE	0.	45.	0.01	136.

FEDERAL THREE-MODE TEST

HI	50.	32.	0.04	796.
LO	30.	43.	0.03	2507.
IDLE	0.	40.	0.02	68.

UNLOADED TEST

RPM - 2500.		41.	0.03	537.

COMMENTS :

A-175

EPA FEDERAL SHORT CYCLE TEST
INLET PRESS. - 39.60 TEMP - 110. VOL/REV - 0.2707 REV COUNT - 2820.

	HC	CO	CO2	NOX	NOX(CORR.)	HUCF
SAMPLE (CONCENTRATION)	35.	29.	1.49	67.		
BACKGROUND (CONCENTRATION)	11.	1.	0.08	1.		
MASS EMISSIONS (GM/MI)	0.40	0.94	739.85	3.62	3.72	1.026

COMPOSITE NJ/NY TEST
INLET PRESS. - 39.60 TEMP - 110. VOL/REV - 0.2707 REV COUNT - 1701.

SAMPLE (CONCENTRATION)	47.	90.	1.22	24.
BACKGROUND (CONCENTRATION)	10.	2.	0.08	1.

VEHICLE NO. - T1754162 DATE RECEIVED - 02/20/75

FEDERAL TEST PROCEDURE (1975) NUMBER - 3.
TEST COND : RUN DATE - 02/21/75 RUN NO -A07961 WB TEMP - 62.0 DB TEMP - 72.0 BARO - 29.99
INERTIA - 5000. IHP - 10.1 AHP - 13.4 ODOM - 9175.

ENGINE PARAMETERS : ODOMETER - 9175. DWELL - 26.0 TIMING - 12.0 IDLE RPM - 520. IDLE CO - 0.10

COLD START
INLET PRESS. - 39.80 TEMP - 110. VOL/REV - 0.2706 REV COUNT - 11729.

	HC	CO	CO2	NOX	NOX(CORR.)	HUCF
SAMPLE (CONCENTRATION)	88.	267.	2.84	91.		
BACKGROUND (CONCENTRATION)	9.	2.	0.07	1.		
MASS EMISSIONS (GRAMS)	3.43	23.23	3815.49	17.96	12.43	0.959

COLD STABILIZED
INLET PRESS. - 39.80 TEMP - 110. VOL/REV - 0.2706 REV COUNT - 19917.

	HC	CO	CO2	NOX	NOX(CORR.)	HUCF
SAMPLE (CONCENTRATION)	22.	21.	1.68	32.		
BACKGROUND (CONCENTRATION)	8.	0.	0.07	0.		
MASS EMISSIONS (GRAMS)	1.03	3.13	3765.82	7.83	7.51	0.959

HOT START
INLET PRESS. - 40.40 TEMP - 110. VOL/REV - 0.2702 REV COUNT - 11697.

	HC	CO	CO2	NOX	NOX(CORR.)	HUCF
SAMPLE (CONCENTRATION)	106.	102.	2.28	74.		
BACKGROUND (CONCENTRATION)	8.	0.	0.06	0.		
MASS EMISSIONS (GRAMS)	4.23	8.89	3040.09	10.60	10.16	0.959

COMPOSITE
MASS EMISSIONS (GM/MI) 0.66 2.42 951.91 2.59 2.49
FUEL ECONOMY (MPG) - 9.27

COMMENT :

VEHICLE NO. - T1754162 DATE RECEIVED - 02/20/75

SHORT TEST SEQUENCE NUMBER - 3.

TEST COND : RUN DATE - 02/21/75 RUN NO -A07961 WB TEMP - 62.0 DB TEMP - 72.0 BARO - 29.99

KEY MODE TEST

	MPH	HC,PPM	CO, %	NO,PPM
HI	49.	30.	0.04	680.
LO	34.	35.	0.02	1653.
IDLE	0.	30.	0.03	145.

FEDERAL THREE-MODE TEST

HI	50.	30.	0.04	898.
LO	30.	40.	0.03	2850.
IDLE	0.	30.	0.02	82.

UNLOADED TEST

RPM - 2500.		30.	0.03	537.

COMMENTS :

EPA FEDERAL SHORT CYCLE TEST

INLET PRESS. - 40.20 TEMP - 110. VOL/REV - 0.2703 REV COUNT - 2818.

	HC	CO	CO2	NOX	NOX(CORR.)	HUCF
SAMPLE (CONCENTRATION)	37.	32.	1.47	79.		
BACKGROUND (CONCENTRATION)	8.	0.	0.05	0.		
MASS EMISSIONS (GM/MI)	0.48	1.07	743.47	4.32	4.15	0.959

COMPOSITE NJ/NY TEST

INLET PRESS. - 40.00 TEMP - 110. VOL/REV - 0.2704 REV COUNT - 1715.

SAMPLE (CONCENTRATION)	39.	32.	1.20	28.
BACKGROUND (CONCENTRATION)	8.	0.	0.06	0.

VEHICLE NO. - T1754162 DATE RECEIVED - 02/21/75

FEDERAL TEST PROCEDURE (1975) NUMBER - 4.
TEST COND : RUN DATE - 02/25/75 RUN NO -A07974 WB TEMP - 65.0 DB TEMP - 73.0 BARO - 29.94
INERTIA - 5000. IHP - 9.9 AHP - 13.4 ODOM - 9193.

ENGINE PARAMETERS : ODOMETER - 9185. DWELL - 26.0 TIMING - 12.0 IDLE RPM - 630. IDLE CO - 0.02

COLD START
INLET PRESS. - 40.00 TEMP - 110. VOL/REV - 0.2705 REV COUNT - 11620.

	HC	CO	CO2	NOX		
SAMPLE (CONCENTRATION)	81.	570.	2.71	79.		
BACKGROUND (CONCENTRATION)	9.	0.	0.05	0.		
					NOX(CORR.)	HUCF
MASS EMISSIONS (GRAMS)	3.09	49.37	3619.91	11.24	11.44	1.018

COLD STABILIZED
INLET PRESS. - 40.00 TEMP - 110. VOL/REV - 0.2705 REV COUNT - 19960.

	HC	CO	CO2	NOX		
SAMPLE (CONCENTRATION)	23.	24.	1.58	32.		
BACKGROUND (CONCENTRATION)	10.	3.	0.05	0.		
					NOX(CORR.)	HUCF
MASS EMISSIONS (GRAMS)	0.96	3.12	3576.52	7.82	7.96	1.018

HOT START
INLET PRESS. - 40.00 TEMP - 110. VOL/REV - 0.2704 REV COUNT - 11625.

	HC	CO	CO2	NOX		
SAMPLE (CONCENTRATION)	113.	170.	2.21	72.		
BACKGROUND (CONCENTRATION)	12.	3.	0.05	0.		
					NOX(CORR.)	HUCF
MASS EMISSIONS (GRAMS)	4.33	14.47	2939.65	10.25	10.43	1.018

COMPOSITE

MASS EMISSIONS (GM/MI)	0.63	4.35	407.82	2.47	2.51

FUEL ECONOMY (MPG) - 9.68

COMMENT :

VEHICLE NO. - T1754162 DATE RECEIVED - 02/21/75

SHORT TEST SEQUENCE NUMBER - 4.

TEST COND : RUN DATE - 02/25/75 RUN NO -A07974 WB TEMP - 65.0 DB TEMP - 73.0 BARO - 29.94

KEY MODE TEST

	MPH	HC,PPM	CO, %	NO,PPM
HI	49.	31.	0.04	615.
LO	34.	36.	0.01	1722.
IDLE	0.	39.	0.02	109.

FEDERAL THREE-MODE TEST

HI	50.	30.	0.02	847.
LO	30.	41.	0.02	1822.
IDLE	0.	32.	0.01	68.

UNLOADED TEST

RPM - 2500.		30.	0.03	524.

COMMENTS :

EPA FEDERAL SHORT CYCLE TEST

INLET PRESS. - 38.80 TEMP - 110. VOL/REV - 0.2710 REV COUNT - 2834.

	HC	CO	CO2	NOX	NOX(CORR.)	HUCF
SAMPLE (CONCENTRATION)	39.	38.	1.49	69.		
BACKGROUND (CONCENTRATION)	10.	0.	0.05	0.		
MASS EMISSIONS (GM/MI)	0.48	1.28	760.19	3.81	3.88	1.018

COMPOSITE NJ/NY TEST

INLET PRESS. - 40.00 TEMP - 110. VOL/REV - 0.2705 REV COUNT - 1702.

SAMPLE (CONCENTRATION)	32.	36.	1.19	27.
BACKGROUND (CONCENTRATION)	10.	0.	0.05	0.

VEHICLE NO. - T1754162 DATE RECEIVED - 02/25/75

FEDERAL TEST PROCEDURE (1975) NUMBER - 5.
TEST COND : RUN DATE - 02/26/75 RUN NO -A07987 WB TEMP - 67.0 DB TEMP - 78.0 BARO - 30.10
INERTIA - 5000. IHP - 9.9 AHP - 13.4 ODOM - 9214.

ENGINE PARAMETERS : ODOMETER - 0. DWELL - 26.0 TIMING - 12.0 IDLE RPM - 630. IDLE CO - 0.02

COLD START
INLET PRESS. - 39.90 TEMP - 110. VOL/REV - 0.2705 REV COUNT - 11602.

	HC	CO	CO2	NOX		
SAMPLE (CONCENTRATION)	68.	177.	2.70	93.		
BACKGROUND (CONCENTRATION)	16.	4.	0.06	0.		
					NOX(CORR.)	HUCF
MASS EMISSIONS (GRAMS)	2.24	15.05	3609.36	13.29	13.60	1.023

COLD STABILIZED
INLET PRESS. - 39.90 TEMP - 110. VOL/REV - 0.2705 REV COUNT - 19929.

	HC	CO	CO2	NOX		
SAMPLE (CONCENTRATION)	30.	23.	1.60	30.		
BACKGROUND (CONCENTRATION)	16.	0.	0.06	0.		
					NOX(CORR.)	HUCF
MASS EMISSIONS (GRAMS)	1.04	3.44	3616.59	7.37	7.54	1.023

HOT START
INLET PRESS. - 40.40 TEMP - 110. VOL/REV - 0.2702 REV COUNT - 11614.

	HC	CO	CO2	NOX		
SAMPLE (CONCENTRATION)	94.	109.	2.20	74.		
BACKGROUND (CONCENTRATION)	15.	0.	0.06	0.		
					NOX(CORR.)	HUCF
MASS EMISSIONS (GRAMS)	3.40	9.47	2921.58	10.56	10.81	1.023

COMPOSITE

MASS EMISSIONS (GM/MI)	0.53	2.04	911.19	2.55	2.61

FUEL ECONOMY (MPG) - 9.69

COMMENT :

A-180

VEHICLE NO. - T1754162 DATE RECEIVED - 02/25/75

SHORT TEST SEQUENCE NUMBER - 5.

TEST COND : RUN DATE - 02/26/75 RUN NO -A07987 WB TEMP - 67.0 DB TEMP - 78.0 BARO - 30.10

KEY MODE TEST

	MPH	HC,PPM	CO, %	NO,PPM
HI	49.	31.	0.04	615.
LO	34.	39.	0.03	1606.
IDLE	0.	35.	0.01	123.

FEDERAL THREE-MODE TEST

HI	50.	33.	0.03	821.
LO	30.	41.	0.02	2693.
IDLE	0.	31.	0.01	55.

UNLOADED TEST

RPM - 2500.		34.	0.02	537.

COMMENTS :

EPA FEDERAL SHORT CYCLE TEST

INLET PRESS. - 40.00 TEMP - 110. VOL/REV - 0.2705 REV COUNT - 2823.

	HC	CO	CO2	NOX	NOX(CORR.)	HUCF
SAMPLE (CONCENTRATION)	56.	40.	1.89	75.		
BACKGROUND (CONCENTRATION)	16.	4.	0.06	1.		
MASS EMISSIONS (GM/MI)	0.66	1.20	960.54	4.06	4.16	1.023

COMPOSITE NJ/NY TEST

INLET PRESS. - 40.10 TEMP - 110. VOL/REV - 0.2704 REV COUNT - 1700.

SAMPLE (CONCENTRATION)	54.	38.	1.19	26.
BACKGROUND (CONCENTRATION)	14.	4.	0.06	1.

VEHICLE NO. - T1754162 DATE RECEIVED - 02/27/75

FEDERAL TEST PROCEDURE (1975) NUMBER - 6.
TEST COND : RUN DATE - 03/12/75 RUN NO -A06125 WB TEMP - 68.0 DB TEMP - 76.0 BARO - 29.93
INERTIA - 5000. IHP - 9.9 AHP - 13.4 ODOM - 9242.

ENGINE PARAMETERS : ODOMETER - 92380. DWELL - 26.0 TIMING - 12.0 IDLE RPM - 480. IDLE CO - 0.02

COLD START
INLET PRESS. - 40.10 TEMP - 110. VOL/REV - 0.2704 REV COUNT - 11599.

	HC	CO	CO2	NOX		
SAMPLE (CONCENTRATION)	65.	215.	2.63	78.		
BACKGROUND (CONCENTRATION)	11.	4.	0.07	0.		
					NOX(CORR.)	HUCF
MASS EMISSIONS (GRAMS)	2.31	18.22	3474.00	11.07	11.85	1.070

COLD STABILIZED
INLET PRESS. - 40.10 TEMP - 110. VOL/REV - 0.2704 REV COUNT - 19910.

	HC	CO	CO2	NOX		
SAMPLE (CONCENTRATION)	23.	23.	1.52	31.		
BACKGROUND (CONCENTRATION)	12.	4.	0.06	0.		
					NOX(CORR.)	HUCF
MASS EMISSIONS (GRAMS)	0.81	2.82	3400.89	7.55	8.08	1.070

HOT START
INLET PRESS. - 40.10 TEMP - 110. VOL/REV - 0.2704 REV COUNT - 11560.

	HC	CO	CO2	NOX		
SAMPLE (CONCENTRATION)	52.	73.	2.13	63.		
BACKGROUND (CONCENTRATION)	10.	4.	0.06	0.		
					NOX(CORR.)	HUCF
MASS EMISSIONS (GRAMS)	1.79	5.94	2799.61	8.91	9.54	1.070

COMPOSITE

MASS EMISSIONS (GM/MI)	0.38	1.87	865.40	2.32	2.48

FUEL ECONOMY (MPG) - 10.21

COMMENT :

A-182

VEHICLE NO. - T1754162 DATE RECEIVED - 02/27/75

SHORT TEST SEQUENCE NUMBER - 6.

TEST COND : RUN DATE - 03/12/75 RUN NO -A08125 WB TEMP - 68.0 DB TEMP - 76.0 BARO - 29.93

KEY MODE TEST

	MPH	HC,PPM	CO, %	NO,PPM
HI	49.	28.	0.03	602.
LO	34.	35.	0.02	1606.
IDLE	0.	35.	0.02	109.

FEDERAL THREE-MODE TEST

HI	50.	30.	0.05	847.
LO	30.	40.	0.04	2703.
IDLE	0.	35.	0.03	55.

UNLOADED TEST

RPM - 2500.		35.	0.03	550.

COMMENTS :

EPA FEDERAL SHORT CYCLE TEST

INLET PRESS. - 40.30 TEMP - 110. VOL/REV - 0.2702 REV COUNT - 2839.

	HC	CO	CO2	NOX	NOX(CORR.)	HUCF
SAMPLE (CONCENTRATION)	62.	25.	1.38	80.		
BACKGROUND (CONCENTRATION)	13.	0.	0.06	0.		
MASS EMISSIONS (GM/MI)	0.81	0.84	696.01	4.41	4.72	1.070

COMPOSITE NJ/NY TEST

INLET PRESS. - 40.30 TEMP - 110. VOL/REV - 0.2702 REV COUNT - 1703.

SAMPLE (CONCENTRATION)	33.	24.	1.18	24.
BACKGROUND (CONCENTRATION)	13.	0.	0.05	0.

A-123

VEHICLE NO. - T1754162 DATE RECEIVED - 03/13/75

FEDERAL TEST PROCEDURE (1975) NUMBER - 7.
TEST COND : RUN DATE - 03/15/75 RUN NO -A08141 WB TEMP - 59.0 DB TEMP - 72.0 BARO - 30.11
INERTIA - 5000. IHP - 9.9 AHP - 13.4 ODOM - 9272.

ENGINE PARAMETERS : ODOMETER - 9264. DWELL - 26.0 TIMING - 12.0 IDLE RPM - 630. IDLE CO - 0.02

COLD START
INLET PRESS. - 40.40 TEMP - 110. VOL/REV - 0.2703 REV COUNT - 11655.

	HC	CO	CO2	NOX		
SAMPLE (CONCENTRATION)	83.	181.	2.63	79.		
BACKGROUND (CONCENTRATION)	6.	2.	0.06	0.		
					NOX(CORR.)	HUCF
MASS EMISSIONS (GRAMS)	3.33	15.62	3523.62	11.32	10.23	0.903

COLD STABILIZED
INLET PRESS. - 40.40 TEMP - 110. VOL/REV - 0.2703 REV COUNT - 19928.

	HC	CO	CO2	NOX		
SAMPLE (CONCENTRATION)	40.	27.	1.59	30.		
BACKGROUND (CONCENTRATION)	6.	0.	0.05	0.		
					NOX(CORR.)	HUCF
MASS EMISSIONS (GRAMS)	2.51	4.03	3610.17	7.35	6.64	0.903

HOT START
INLET PRESS. - 40.60 TEMP - 110. VOL/REV - 0.2702 REV COUNT - 11629.

	HC	CO	CO2	NOX		
SAMPLE (CONCENTRATION)	117.	110.	1.72	55.		
BACKGROUND (CONCENTRATION)	6.	0.	0.05	0.		
					NOX(CORR.)	HUCF
MASS EMISSIONS (GRAMS)	4.78	9.57	2282.48	7.86	7.10	0.903

COMPOSITE

MASS EMISSIONS (GM/MI)	0.89	2.16	856.84	2.23	2.01

FUEL ECONOMY (MPG) - 10.28

COMMENT :

A-187

VEHICLE NO. - T1754162 DATE RECEIVED - 03/13/75

SHORT TEST SEQUENCE NUMBER - 7.

TEST COND : RUN DATE - 03/15/75 RUN NO -AC8141 WB TEMP - 59.0 DB TEMP - 72.0 BARO - 30.11

KEY MODE TEST

	MPH	HC,PPM	CO, %	NO,PPM
HI	49.	25.	0.05	352.
LO	34.	28.	0.04	1440.
IDLE	0.	25.	0.03	271.

FEDERAL THREE-MODE TEST

HI	50.	25.	0.05	641.
LO	30.	32.	0.04	218.
IDLE	0.	30.	0.04	82.

UNLOADED TEST

RPM - 2500.	60.	0.05	82.

COMMENTS :

EPA FEDERAL SHORT CYCLE TEST
INLET PRESS. - 40.70 TEMP - 110. VOL/REV - 0.2701 REV COUNT - 2789.

	HC	CO	CO2	NOX	NOX(CORR.)	HUCF
SAMPLE (CONCENTRATION)	24.	13.	1.41	78.		
BACKGROUND (CONCENTRATION)	5.	0.	0.04	0.		
MASS EMISSIONS (GM/MI)	0.31	0.43	709.39	4.22	3.81	0.903

COMPOSITE NJ/NY TEST
INLET PRESS. - 40.70 TEMP - 110. VOL/REV - 0.2701 REV COUNT - 1679.

SAMPLE (CONCENTRATION)	38.	21.	1.44	50.
BACKGROUND (CONCENTRATION)	4.	0.	0.05	0.

A-185

VEHICLE NO. - T1754162 DATE RECEIVED - 03/17/75

FEDERAL TEST PROCEDURE (1975) NUMBER - 8.
TEST COND : RUN DATE - 03/19/75 RUN NO -AC8172 WB TEMP - 64.0 DB TEMP - 75.0 BARO - 29.87
INERTIA - 5000. IHP - 9.9 AHP - 13.4 ODOM - 9304.

ENGINE PARAMETERS : ODOMETER - 9295. DWELL - 26.0 TIMING - 12.0 IDLE RPM - 630. IDLE CO - 0.02

COLD START
INLET PRESS. - 39.70 TEMP - 110. VOL/REV - 0.2706 REV COUNT - 11604.

	HC	CO	CO2	NOX		
SAMPLE (CONCENTRATION)	111.	144.	2.84	79.		
BACKGROUND (CONCENTRATION)	11.	0.	0.05	0.		
					NOX(CORR.)	HUCF
MASS EMISSIONS (GRAMS)	4.28	12.44	3786.26	11.21	10.99	0.980

COLD STABILIZED
INLET PRESS. - 39.70 TEMP - 110. VOL/REV - 0.2706 REV COUNT - 19973.

	HC	CO	CO2	NOX		
SAMPLE (CONCENTRATION)	58.	35.	1.76	29.		
BACKGROUND (CONCENTRATION)	11.	1.	0.06	0.		
					NOX(CORR.)	HUCF
MASS EMISSIONS (GRAMS)	3.46	5.05	3970.91	7.08	6.94	0.980

HOT START
INLET PRESS. - 38.90 TEMP - 110. VOL/REV - 0.2710 REV COUNT - 11620.

	HC	CO	CO2	NOX		
SAMPLE (CONCENTRATION)	134.	141.	2.40	53.		
BACKGROUND (CONCENTRATION)	11.	1.	0.06	0.		
					NOX(CORR.)	HUCF
MASS EMISSIONS (GRAMS)	5.29	12.15	3191.60	7.56	7.41	0.980

COMPOSITE

MASS EMISSIONS (GM/MI)	1.11	2.31	989.09	2.16	2.12

FUEL ECONOMY (MPG) - 8.91

COMMENT :

A-26

VEHICLE NO. - T1754162 DATE RECEIVED - 03/17/75

SHORT TEST SEQUENCE NUMBER - 8.

TEST COND : RUN DATE - 03/19/75 RUN NO -A08172 WB TEMP - 64.0 DB TEMP - 75.0 BARO - 29.87

KEY MODE TEST

	MPH	HC,PPM	CO, %	NO,PPM
HI	49.	25.	0.05	352.
LO	34.	30.	0.04	1416.
IDLE	0.	28.	0.03	271.

FEDERAL THREE-MODE TEST

HI	50.	25.	0.05	680.
LO	30.	35.	0.05	271.
IDLE	0.	28.	0.03	96.

UNLOADED TEST

RPM - 2500.		60.	0.05	82.

COMMENTS :

EPA FEDERAL SHORT CYCLE TEST

INLET PRESS. - 40.00 TEMP - 110. VOL/REV - 0.2704 REV COUNT - 2825.

	HC	CO	CO2	NOX	NOX(CORR.)	HUCF
SAMPLE (CONCENTRATION)	36.	19.	1.56	77.		
BACKGROUND (CONCENTRATION)	10.	0.	0.05	0.		
MASS EMISSIONS (GM/MI)	0.43	0.63	792.85	4.23	4.14	0.980

COMPOSITE NJ/NY TEST

INLET PRESS. - 40.00 TEMP - 110. VOL/REV - 0.2704 REV COUNT - 1710.

SAMPLE (CONCENTRATION)	41.	20.	1.29	30.
BACKGROUND (CONCENTRATION)	9.	0.	0.05	0.

A-187

VEHICLE NO. - T1754162 DATE RECEIVED - 03/20/75

FEDERAL TEST PROCEDURE (1975) NUMBER - 9.
TEST COND : RUN DATE - 03/21/75 RUN NO -A08191 WB TEMP - 62.0 DB TEMP - 73.0 BARO - 29.99
INERTIA - 5000. IHP - 9.9 AHP - 13.4 ODOM - 9330.

ENGINE PARAMETERS : ODOMETER - 9326. DWELL - 26.0 TIMING - 12.0 IDLE RPM - 630. IDLE CO - 0.05

COLD START
INLET PRESS. - 40.40 TEMP - 110. VOL/REV - 0.2702 REV COUNT - 11616.

	HC	CO	CO2	NOX		
SAMPLE (CONCENTRATION)	97.	187.	2.67	75.		
BACKGROUND (CONCENTRATION)	22.	16.	0.06	0.		
					NOX(CORR.)	HUCF
MASS EMISSIONS (GRAMS)	3.22	14.80	3549.40	10.66	10.15	0.952

COLD STABILIZED
INLET PRESS. - 40.40 TEMP - 110. VOL/REV - 0.2702 REV COUNT - 19920.

	HC	CO	CO2	NOX		
SAMPLE (CONCENTRATION)	36.	28.	1.63	43.		
BACKGROUND (CONCENTRATION)	18.	8.	0.06	0.		
					NOX(CORR.)	HUCF
MASS EMISSIONS (GRAMS)	1.32	2.97	3661.40	10.48	9.98	0.952

HOT START
INLET PRESS. - 40.30 TEMP - 110. VOL/REV - 0.2703 REV COUNT - 11618.

	HC	CO	CO2	NOX		
SAMPLE (CONCENTRATION)	97.	99.	2.21	78.		
BACKGROUND (CONCENTRATION)	16.	8.	0.06	0.		
					NOX(CORR.)	HUCF
MASS EMISSIONS (GRAMS)	3.48	7.88	2926.22	11.10	10.57	0.952

COMPOSITE

MASS EMISSIONS (GM/MI)	0.62	1.84	914.08	2.85	2.72

FUEL ECONOMY (MPG) - 9.66

COMMENT :

VEHICLE NO. - T1754162 DATE RECEIVED - 03/20/75

SHORT TEST SEQUENCE NUMBER - 9.

TEST COND : RUN DATE - 03/21/75 RUN NO -A08191 WB TEMP - 62.0 DB TEMP - 73.0 BARO - 29.99

KEY MODE TEST

	MPH	HC,PPM	CO, %	NO,PPM
HI	49.	35.	0.04	654.
LO	34.	37.	0.02	1883.
IDLE	0.	32.	0.02	298.

FEDERAL THREE-MODE TEST

HI	50.	32.	0.04	898.
LO	30.	40.	0.02	2997.
IDLE	0.	35.	0.02	109.

UNLOADED TEST

RPM - 2500.		30.	0.03	563.

COMMENTS :

EPA FEDERAL SHORT CYCLE TEST

INLET PRESS. - 40.30 TEMP - 110. VOL/REV - 0.2702 REV COUNT - 2815.

	HC	CO	CO2	NOX	NOX(CORR.)	HUCF
SAMPLE (CONCENTRATION)	49.	39.	1.58	83.		
BACKGROUND (CONCENTRATION)	14.	6.	0.06	0.		
MASS EMISSIONS (GM/MI)	0.58	1.10	794.69	4.54	4.32	0.952

COMPOSITE NJ/NY TEST

INLET PRESS. - 40.30 TEMP - 110. VOL/REV - 0.2702 REV COUNT - 1708.

SAMPLE (CONCENTRATION)	54.	39.	1.26	30.
BACKGROUND (CONCENTRATION)	14.	9.	0.06	0.

VEHICLE NO. - T1754162 DATE RECEIVED - 03/25/75

FEDERAL TEST PROCEDURE (1975) NUMBER - 10.
TEST COND : RUN DATE - 03/26/75 RUN NO -AC8242 WB TEMP - 55.0 DB TEMP - 69.0 BARO - 29.79
INERTIA - 5000. IHP - 9.9 AHP - 13.4 ODOM - 9394.

ENGINE PARAMETERS : ODOMETER - 9394. DWELL - 30.0 TIMING - 12.0 IDLE RPM - 600. IDLE CO - 0.02

COLD START
INLET PRESS. - 40.30 TEMP - 110. VOL/REV - 0.2703 REV COUNT - 11625.

	HC	CO	CO2	NOX		
SAMPLE (CONCENTRATION)	210.	657.	2.60	86.		
BACKGROUND (CONCENTRATION)	10.	24.	0.05	0.		
					NOX(CORR.)	HUCF
MASS EMISSIONS (GRAMS)	8.52	54.46	3447.02	12.15	10.49	0.863

COLD STABILIZED
INLET PRESS. - 40.30 TEMP - 110. VOL/REV - 0.2703 REV COUNT - 19984.

	HC	CO	CO2	NOX		
SAMPLE (CONCENTRATION)	27.	36.	1.61	43.		
BACKGROUND (CONCENTRATION)	11.	17.	0.06	0.		
					NOX(CORR.)	HUCF
MASS EMISSIONS (GRAMS)	1.17	2.81	3601.84	10.45	9.02	0.863

HOT START
INLET PRESS. - 40.50 TEMP - 110. VOL/REV - 0.2702 REV COUNT - 11615.

	HC	CO	CO2	NOX		
SAMPLE (CONCENTRATION)	53.	96.	2.15	85.		
BACKGROUND (CONCENTRATION)	8.	3.	0.05	0.		
					NOX(CORR.)	HUCF
MASS EMISSIONS (GRAMS)	1.91	7.99	2833.68	11.99	10.35	0.863

COMPOSITE

MASS EMISSIONS (GM/MI)	0.79	4.10	893.23	3.00	2.59

FUEL ECONOMY (MPG) - 9.84

COMMENT :

VEHICLE NO. - T1754162 DATE RECEIVED - 03/25/75

SHORT TEST SEQUENCE NUMBER -10.

TEST COND : RUN DATE - 03/26/75 RUN NO -A08242 WB TEMP - 55.0 DB TEMP - 69.0 BARO - 29.79

KEY MODE TEST

	MPH	HC,PPM	CO, %	NO,PPM
HI	49.	42.	0.04	872.
LO	34.	48.	0.03	1996.
IDLE	0.	45.	0.03	191.

FEDERAL THREE-MODE TEST

HI	50.	42.	0.05	1173.
LO	30.	52.	0.04	3144.
IDLE	0.	50.	0.03	82.

UNLOADED TEST

RPM - 2500.		40.	0.04	589.

COMMENTS :

EPA FEDERAL SHORT CYCLE TEST

INLET PRESS. - 40.50 TEMP - 110. VOL/REV - 0.2702 REV COUNT - 2826.

	HC	CO	CO2	NOX	NOX(CORR.)	HUCF
SAMPLE (CONCENTRATION)	57.	26.	1.51	100.		
BACKGROUND (CONCENTRATION)	7.	0.	0.05	0.		
MASS EMISSIONS (GM/MI)	0.83	0.87	766.30	5.49	4.74	0.863

COMPOSITE NJ/NY TEST

INLET PRESS. - 40.50 TEMP - 110. VOL/REV - 0.2702 REV COUNT - 1702.

SAMPLE (CONCENTRATION)	59.	21.	1.24	31.
BACKGROUND (CONCENTRATION)	6.	0.	0.05	0.

VEHICLE NO. - T1754162 DATE RECEIVED - 03/26/75

FEDERAL TEST PROCEDURE (1975) NUMBER - 11.
TEST COND : RUN DATE - 03/27/75 RUN NO -A08254 WB TEMP - 56.0 DB TEMP - 69.0 BARO - 29.86
INERTIA - 5000. IHP - 9.9 AHP - 13.4 ODOM - 9413.

ENGINE PARAMETERS : ODOMETER - 9413. DWELL - 30.0 TIMING - 12.0 IDLE RPM - 600. IDLE CO - 0.02

COLD START
INLET PRESS. - 40.50 TEMP - 110. VOL/REV - 0.2702 REV COUNT - 11652.

	HC	CO	CO2	NOX		
SAMPLE (CONCENTRATION)	111.	239.	2.70	96.		
BACKGROUND (CONCENTRATION)	15.	24.	0.06	0.		
					NOX(CORR.)	HUCF
MASS EMISSIONS (GRAMS)	4.11	18.57	3583.02	13.62	11.95	0.877

COLD STABILIZED
INLET PRESS. - 40.50 TEMP - 110. VOL/REV - 0.2702 REV COUNT - 19934.

	HC	CO	CO2	NOX		
SAMPLE (CONCENTRATION)	34.	50.	1.61	39.		
BACKGROUND (CONCENTRATION)	18.	34.	0.06	0.		
					NOX(CORR.)	HUCF
MASS EMISSIONS (GRAMS)	1.17	2.36	3598.91	9.47	8.31	0.877

HOT START
INLET PRESS. - 40.40 TEMP - 110. VOL/REV - 0.2702 REV COUNT - 11622.

	HC	CO	CO2	NOX		
SAMPLE (CONCENTRATION)	91.	113.	2.14	86.		
BACKGROUND (CONCENTRATION)	16.	9.	0.06	0.		
					NOX(CORR.)	HUCF
MASS EMISSIONS (GRAMS)	3.20	8.96	2816.49	12.18	10.68	0.877

COMPOSITE

MASS EMISSIONS (GM/MI)	0.63	2.06	899.33	2.97	2.60

FUEL ECONOMY (MPG) - 9.81

COMMENT :

VEHICLE NO. - T1754162 DATE RECEIVED - 03/26/75

SHORT TEST SEQUENCE NUMBER -11.

TEST COND : RUN DATE - 03/27/75 RUN NO -A08254 WB TEMP - 56.0 DB TEMP - 69.0 BARO - 29.86

KEY MODE TEST

	MPH	HC,PPM	CO, %	NO,PPM
HI	49.	35.	0.05	770.
LO	34.	38.	0.03	1928.
IDLE	0.	35.	0.03	150.

FEDERAL THREE-MODE TEST

HI	50.	35.	0.05	1123.
LO	30.	45.	0.04	3095.
IDLE	0.	40.	0.03	82.

UNLOADED TEST

RPM - 2500.		38.	0.04	602.

COMMENTS :

EPA FEDERAL SHORT CYCLE TEST

INLET PRESS. - 40.40 TEMP - 110. VOL/REV - 0.2703 REV COUNT - 2805.

	HC	CO	CO2	NOX	NOX(CORR.)	HUCF
SAMPLE (CONCENTRATION)	45.	36.	1.52	87.		
BACKGROUND (CONCENTRATION)	15.	4.	0.06	0.		
MASS EMISSIONS (GM/MI)	0.49	1.06	760.89	4.74	4.16	0.877

COMPOSITE NJ/NY TEST

INLET PRESS. - 40.40 TEMP - 110. VOL/REV - 0.2703 REV COUNT - 1702.

SAMPLE (CONCENTRATION)	49.	35.	1.27	31.
BACKGROUND (CONCENTRATION)	17.	3.	0.06	0.

A-193

VEHICLE NO. - T1754162 DATE RECEIVED - 03/27/75

FEDERAL TEST PROCEDURE (1975) NUMBER - 12.
TEST COND : RUN DATE - 03/28/75 RUN NO -AC826C WB TEMP - 60.0 DB TEMP - 83.0 BARO - 29.92
INERTIA - 5000. IHP - 9.9 AHP - 13.4 ODOM - 9432.

ENGINE PARAMETERS : ODOMETER - 9432. DWELL - 30.0 TIMING - 12.0 IDLE RPM - 650. IDLE CO - 0.02

COLD START
INLET PRESS. - 40.70 TEMP - 110. VOL/REV - 0.2702 REV COUNT - 11635.

	HC	CO	CO2	NOX	NOX(CORR.)	HUCF
SAMPLE (CONCENTRATION)	53.	267.	2.82	95.		
BACKGROUND (CONCENTRATION)	9.	2.	0.06	1.		
MASS EMISSIONS (GRAMS)	1.88	22.90	3746.72	13.34	11.40	0.855

COLD STABILIZED
INLET PRESS. - 40.70 TEMP - 110. VOL/REV - 0.2702 REV COUNT - 19980.

	HC	CO	CO2	NOX	NOX(CORR.)	HUCF
SAMPLE (CONCENTRATION)	19.	14.	1.57	55.		
BACKGROUND (CONCENTRATION)	9.	0.	0.06	0.		
MASS EMISSIONS (GRAMS)	0.73	2.08	3520.04	13.41	11.46	0.855

HOT START
INLET PRESS. - 40.70 TEMP - 110. VOL/REV - 0.2702 REV COUNT - 11619.

	HC	CO	CO2	NOX	NOX(CORR.)	HUCF
SAMPLE (CONCENTRATION)	36.	96.	2.08	130.		
BACKGROUND (CONCENTRATION)	7.	0.	0.06	1.		
MASS EMISSIONS (GRAMS)	1.24	8.28	2738.39	18.28	15.63	0.855

COMPOSITE

MASS EMISSIONS (GM/MI)	0.30	2.22	892.27	3.94	3.37

FUEL ECONOMY (MPG) - 9.90

COMMENT :

A-194

VEHICLE NO. - T1754162 DATE RECEIVED - 03/27/75

SHORT TEST SEQUENCE NUMBER -12.

TEST COND : RUN DATE - 03/28/75 RUN NO -A08260 WB TEMP - 60.0 DB TEMP - 83.0 BARO - 29.92

KEY MODE TEST

	MPH	HC,PPM	CO, %	NO,PPM
HI	49.	45.	0.05	1676.
LO	34.	45.	0.03	1906.
IDLE	0.	40.	0.03	352.

FEDERAL THREE-MODE TEST

HI	50.	35.	0.05	2063.
LO	30.	42.	0.03	3095.
IDLE	0.	28.	0.03	136.

UNLOADED TEST

RPM - 2500.	35.	0.03	615.

COMMENTS :

A-195

EPA FEDERAL SHORT CYCLE TEST
INLET PRESS. - 40.70 TEMP - 110. VOL/REV - 0.2702 REV COUNT - 2818.

	HC	CO	CO2	NOX	NOX(CORR.)	HUCF
SAMPLE (CONCENTRATION)	28.	25.	1.57	98.		
BACKGROUND (CONCENTRATION)	9.	2.	0.06	1.		
MASS EMISSIONS (GM/MI)	0.31	0.77	790.30	5.31	4.54	0.855

COMPOSITE NJ/NY TEST
INLET PRESS. - 40.70 TEMP - 110. VOL/REV - 0.2702 REV COUNT - 1703.

SAMPLE (CONCENTRATION)	28.	20.	1.30	48.
BACKGROUND (CONCENTRATION)	8.	0.	0.06	0.

VEHICLE NO. - T1754162 DATE RECEIVED - 03/28/75

FEDERAL TEST PROCEDURE (1975) NUMBER - 13.
TEST COND : RUN DATE - 03/31/75 RUN NO -AC8264 WB TEMP - 62.0 DB TEMP - 74.0 BARO - 29.79
INERTIA - 5000. IHP - 9.9 AHP - 13.4 ODOM - 9450.

ENGINE PARAMETERS : ODOMETER - 9450. DWELL - 30.0 TIMING - 12.0 IDLE RPM - 650. IDLE CO - 0.02

COLD START
INLET PRESS. - 40.70 TEMP - 110. VOL/REV - 0.2707 REV COUNT - 11611.

	HC	CO	CO2	NOX		
SAMPLE (CONCENTRATION)	60.	221.	2.62	117.		
BACKGROUND (CONCENTRATION)	10.	3.	0.07	1.		
					NOX(CORR.)	HUCF
MASS EMISSIONS (GRAMS)	2.13	18.74	3444.18	16.38	15.52	0.947

COLD STABILIZED
INLET PRESS. - 40.70 TEMP - 110. VOL/REV - 0.2707 REV COUNT - 19912.

	HC	CO	CO2	NOX		
SAMPLE (CONCENTRATION)	22.	29.	1.66	51.		
BACKGROUND (CONCENTRATION)	12.	15.	0.08	0.		
					NOX(CORR.)	HUCF
MASS EMISSIONS (GRAMS)	0.73	2.06	3659.73	12.35	11.70	0.947

HOT START
INLET PRESS. - 40.80 TEMP - 110. VOL/REV - 0.2701 REV COUNT - 11603.

	HC	CO	CO2	NOX		
SAMPLE (CONCENTRATION)	37.	74.	2.12	115.		
BACKGROUND (CONCENTRATION)	9.	4.	0.06	0.		
					NOX(CORR.)	HUCF
MASS EMISSIONS (GRAMS)	1.19	6.00	2773.52	16.19	15.33	0.947

COMPOSITE

MASS EMISSIONS (GM/MI)	0.31	1.81	896.22	3.82	3.61

FUEL ECONOMY (MPG) - 9.86

COMMENT :

VEHICLE NO. - T1754162 DATE RECEIVED - 03/28/75

SHORT TEST SEQUENCE NUMBER -13.

TEST COND : RUN DATE - 03/31/75 RUN NO -A08264 WB TEMP - 62.0 DB TEMP - 74.0 BARO - 29.79

KEY MODE TEST

	MPH	HC,PPM	CO, %	NO,PPM
HI	49.	30.	0.05	1368.
LO	34.	32.	0.03	1487.
IDLE	0.	28.	0.03	312.

FEDERAL THREE-MODE TEST

HI	50.	32.	0.05	1722.
LO	30.	38.	0.03	2703.
IDLE	0.	25.	0.03	109.

UNLOADED TEST

RPM - 2500.	38.	0.03	471.

COMMENTS :

EPA FEDERAL SHORT CYCLE TEST

INLET PRESS. - 40.70 TEMP - 110. VOL/REV - 0.2701 REV COUNT - 2817.

	HC	CO	CO2	NOX	NOX(CORR.)	HUCF
SAMPLE (CONCENTRATION)	35.	27.	1.59	95.		
BACKGROUND (CONCENTRATION)	13.	6.	0.06	1.		
MASS EMISSIONS (GM/MI)	0.36	0.70	800.19	5.14	4.87	0.947

COMPOSITE NJ/NY TEST

INLET PRESS. - 40.70 TEMP - 110. VOL/REV - 0.2701 REV COUNT - 1712.

SAMPLE (CONCENTRATION)	37.	24.	1.31	38.
BACKGROUND (CONCENTRATION)	12.	4.	0.06	1.

A-197

VEHICLE NO. - T1754162 DATE RECEIVED - 03/31/75

FEDERAL TEST PROCEDURE (1975) NUMBER - 14.
TEST COND : RUN DATE - 04/01/75 RUN NO -A08278 WB TEMP - 60.0 DB TEMP - 70.0 BARO - 29.91
INERTIA - 5000. IHP - 9.9 AHP - 13.4 ODOM - 9470.

ENGINE PARAMETERS : ODOMETER - 9470. DWELL - 30.0 TIMING - 12.0 IDLE RPM - 650. IDLE CO - 0.02

COLD START
INLET PRESS. - 40.60 TEMP - 110. VOL/REV - 0.2701 REV COUNT - 11598.

	HC	CO	CO2	NOX		
SAMPLE (CONCENTRATION)	66.	215.	2.69	96.		
BACKGROUND (CONCENTRATION)	14.	5.	0.08	1.		
					NOX(CORR.)	HUCF
MASS EMISSIONS (GRAMS)	2.22	18.08	3530.17	13.43	12.57	0.936

COLD STABILIZED
INLET PRESS. - 40.60 TEMP - 110. VOL/REV - 0.2701 REV COUNT - 19973.

	HC	CO	CO2	NOX		
SAMPLE (CONCENTRATION)	25.	31.	1.72	37.		
BACKGROUND (CONCENTRATION)	15.	17.	0.07	1.		
					NOX(CORR.)	HUCF
MASS EMISSIONS (GRAMS)	0.73	2.08	3843.26	8.77	8.21	0.936

HOT START
INLET PRESS. - 40.70 TEMP - 110. VOL/REV - 0.2701 REV COUNT - 11606.

	HC	CO	CO2	NOX		
SAMPLE (CONCENTRATION)	112.	150.	2.28	75.		
BACKGROUND (CONCENTRATION)	20.	45.	0.08	1.		
					NOX(CORR.)	HUCF
MASS EMISSIONS (GRAMS)	3.92	9.04	2976.86	10.47	9.80	0.936

COMPOSITE

MASS EMISSIONS (GM/MI)	0.52	2.00	941.07	2.73	2.56

FUEL ECONOMY (MPG) - 9.38

COMMENT :

A-182

VEHICLE NO. - T1754162 DATE RECEIVED - 03/31/75

SHORT TEST SEQUENCE NUMBER -14.

TEST COND : RUN DATE - 04/01/75 RUN NO -A08278 WB TEMP - 60.0 DB TEMP - 70.0 BARO - 29.91

KEY MODE TEST

	MPH	HC,PPM	CO, %	NO,PPM
HI	49.	38.	0.06	667.
LO	34.	40.	0.04	1629.
IDLE	0.	35.	0.03	271.

FEDERAL THREE-MODE TEST

HI	50.	30.	0.05	1011.
LO	30.	45.	0.03	2752.
IDLE	0.	28.	0.03	96.

UNLOADED TEST

RPM - 2500.	42.	0.04	511.

COMMENTS :

EPA FEDERAL SHORT CYCLE TEST

INLET PRESS. - 40.70 TEMP - 110. VOL/REV - 0.2701 REV COUNT - 2830.

	HC	CO	CO2	NOX	NOX(CORR.)	HUCF
SAMPLE (CONCENTRATION)	41.	36.	1.63	92.		
BACKGROUND (CONCENTRATION)	17.	12.	0.08	1.		
MASS EMISSIONS (GM/MI)	0.40	0.80	814.39	5.00	4.68	0.936

COMPOSITE NJ/NY TEST

INLET PRESS. - 40.70 TEMP - 110. VOL/REV - 0.2701 REV COUNT - 1715.

SAMPLE (CONCENTRATION)	35.	25.	1.32	33.
BACKGROUND (CONCENTRATION)	11.	8.	0.06	1.

VEHICLE NO. - T1754162 DATE RECEIVED - 04/01/75

FEDERAL TEST PROCEDURE (1975) NUMBER - 15.
TEST COND : RUN DATE - 04/02/75 RUN NO -A08293 WB TEMP - 62.0 DB TEMP - 75.0 BARO - 30.15
INERTIA - 5000. IHP - 9.9 AHP - 13.4 ODOM - 9493.

ENGINE PARAMETERS : ODOMETER - 9488. DWELL - 30.0 TIMING - 12.0 IDLE RPM - 630. IDLE CO - 0.02

COLD START
INLET PRESS. - 40.80 TEMP - 110. VOL/REV - 0.2700 REV COUNT - 11596.

	HC	CO	CO2	NOX		
SAMPLE (CONCENTRATION)	63.	204.	2.60	93.		
BACKGROUND (CONCENTRATION)	17.	17.	0.07	1.		
					NOX(CORR.)	HUCF
MASS EMISSIONS (GRAMS)	1.98	16.22	3448.73	13.11	12.27	0.936

COLD STABILIZED
INLET PRESS. - 40.80 TEMP - 110. VOL/REV - 0.2700 REV COUNT - 19907.

	HC	CO	CO2	NOX		
SAMPLE (CONCENTRATION)	33.	28.	1.65	35.		
BACKGROUND (CONCENTRATION)	26.	11.	0.07	1.		
					NOX(CORR.)	HUCF
MASS EMISSIONS (GRAMS)	0.52	2.53	3697.37	8.32	7.79	0.936

HOT START
INLET PRESS. - 40.80 TEMP - 110. VOL/REV - 0.2701 REV COUNT - 11609.

	HC	CO	CO2	NOX		
SAMPLE (CONCENTRATION)	70.	117.	2.19	86.		
BACKGROUND (CONCENTRATION)	14.	4.	0.07	1.		
					NOX(CORR.)	HUCF
MASS EMISSIONS (GRAMS)	2.41	9.82	2894.15	12.13	11.36	0.936

COMPOSITE

MASS EMISSIONS (GM/MI)	0.37	2.01	910.67	2.78	2.60

FUEL ECONOMY (MPG) - 9.70

COMMENT :

VEHICLE NO. - T1754162 DATE RECEIVED - 04/01/75

SHORT TEST SEQUENCE NUMBER -15.

TEST COND : RUN DATE - 04/02/75 RUN NO -A08293 WB TEMP - 62.0 DB TEMP - 75.0 BARO - 30.15

KEY MODE TEST

	MPH	HC,PPM	CO, %	NO,PPM
HI	49.	35.	0.05	770.
LO	34.	38.	0.03	1815.
IDLE	0.	35.	0.03	204.

FEDERAL THREE-MODE TEST

HI	50.	30.	0.05	1049.
LO	30.	40.	0.03	3046.
IDLE	0.	28.	0.03	82.

UNLOADED TEST

RPM - 2500.	32.	0.03	563.

COMMENTS :

EPA FEDERAL SHORT CYCLE TEST

INLET PRESS. - 40.90 TEMP - 110. VOL/REV - 0.2700 REV COUNT - 2834.

	HC	CO	CO2	NOX	NOX(CORR.)	HUCF
SAMPLE (CONCENTRATION)	40.	32.	1.49	82.		
BACKGROUND (CONCENTRATION)	16.	5.	0.07	1.		
MASS EMISSIONS (GM/MI)	0.40	0.90	746.86	4.45	4.17	0.936

COMPOSITE NJ/NY TEST

INLET PRESS. - 40.90 TEMP - 110. VOL/REV - 0.2700 REV COUNT - 1703.

SAMPLE (CONCENTRATION)	32.	30.	1.28	31.
BACKGROUND (CONCENTRATION)	14.	4.	0.06	0.

VEHICLE NO. - TL754162 DATE RECEIVED - 04/07/75

FEDERAL TEST PROCEDURE (1975) NUMBER - 16.
TEST COND : RUN DATE - 04/10/75 RUN NO -AD8371 WB TEMP - 65.0 DB TEMP - 77.0 BARO - 29.98
INERTIA - 5000. IHP - 9.6 AHP - 13.4 ODOM - 9540.

ENGINE PARAMETERS : ODOMETER - 9536. DWELL - 30.0 TIMING - 12.0 IDLE RPM - 630. IDLE CO - 0.02

COLD START
INLET PRESS. - 41.30 TEMP - 110. VOL/REV - 0.2698 REV COUNT - 11616.

	HC	CO	CO2	NOX		
SAMPLE (CONCENTRATION)	174.	525.	2.49	72.		
BACKGROUND (CONCENTRATION)	11.	1.	0.06	1.		
					NOX(CORR.)	HUCF
MASS EMISSIONS (GRAMS)	6.96	45.16	3290.42	10.05	9.91	0.985

COLD STABILIZED
INLET PRESS. - 41.30 TEMP - 110. VOL/REV - 0.2698 REV COUNT - 19950.

	HC	CO	CO2	NOX		
SAMPLE (CONCENTRATION)	71.	23.	1.59	32.		
BACKGROUND (CONCENTRATION)	9.	1.	0.05	0.		
					NOX(CORR.)	HUCF
MASS EMISSIONS (GRAMS)	4.55	3.26	3581.39	7.78	7.67	0.985

HOT START
INLET PRESS. - 41.10 TEMP - 110. VOL/REV - 0.2699 REV COUNT - 11618.

	HC	CO	CO2	NOX		
SAMPLE (CONCENTRATION)	147.	85.	2.14	66.		
BACKGROUND (CONCENTRATION)	8.	1.	0.06	0.		
					NOX(CORR.)	HUCF
MASS EMISSIONS (GRAMS)	5.94	7.25	2819.56	9.35	9.22	0.985

COMPOSITE

MASS EMISSIONS (GM/MI)	1.46	3.57	880.46	2.32	2.29

FUEL ECONOMY (MPG) - 9.96

COMMENT :

VEHICLE NO. - T1754162 DATE RECEIVED - 04/07/75

SHORT TEST SEQUENCE NUMBER -16.

TEST COND : RUN DATE - 04/10/75 RUN NO -A08371 WB TEMP - 65.0 DB TEMP - 77.0 BARO - 29.98

KEY MODE TEST

	MPH	HC,PPM	CO, %	NO,PPM
HI	49.	50.	0.05	680.
LO	34.	45.	0.04	1928.
IDLE	0.	85.	0.03	231.

FEDERAL THREE-MODE TEST

HI	50.	45.	0.05	999.
LO	30.	51.	0.04	3046.
IDLE	0.	65.	0.03	82.

UNLOADED TEST

RPM - 2500.	48.	0.03	484.

COMMENTS :

EPA FEDERAL SHORT CYCLE TEST

INLET PRESS. - 41.20 TEMP - 110. VOL/REV - 0.2699 REV COUNT - 2814.

	HC	CO	CO2	NOX	NOX(CORR.)	HUCF
SAMPLE (CONCENTRATION)	90.	22.	1.46	83.		
BACKGROUND (CONCENTRATION)	9.	1.	0.05	1.		
MASS EMISSIONS (GM/MI)	1.33	0.70	736.10	4.48	4.41	0.985

COMPOSITE NJ/NY TEST

INLET PRESS. - 41.20 TEMP - 110. VOL/REV - 0.2699 REV COUNT - 1724.

SAMPLE (CONCENTRATION)	117.	22.	1.22	31.
BACKGROUND (CONCENTRATION)	8.	0.	0.05	1.

VEHICLE NO. - T1754162 DATE RECEIVED - 04/10/75

FEDERAL TEST PROCEDURE (1975) NUMBER - 17.
TEST COND : RUN DATE - 04/11/75 RUN NO -A08377 WB TEMP - 60.0 DB TEMP - 72.0 BARO - 29.90
INERTIA - 5000. IHP - 9.6 AHP - 13.4 ODOM - 9560.

ENGINE PARAMETERS : ODOMETER - 9560. DWELL - 30.0 TIMING - 12.0 IDLE RPM - 630. IDLE CO - 0.02

COLD START
INLET PRESS. - 41.60 TEMP - 110. VOL/REV - 0.2697 REV COUNT - 11622.

	HC	CO	CO2	NOX		
SAMPLE (CONCENTRATION)	216.	703.	2.49	66.		
BACKGROUND (CONCENTRATION)	8.	6.	0.06	0.		
					NOX(CORR.)	HUCF
MASS EMISSIONS (GRAMS)	8.85	59.85	3278.43	9.31	8.59	0.922

COLD STABILIZED
INLET PRESS. - 41.60 TEMP - 110. VOL/REV - 0.2697 REV COUNT - 19950.

	HC	CO	CO2	NOX		
SAMPLE (CONCENTRATION)	71.	24.	1.55	34.		
BACKGROUND (CONCENTRATION)	11.	4.	0.05	1.		
					NOX(CORR.)	HUCF
MASS EMISSIONS (GRAMS)	4.38	2.95	3473.86	7.99	7.37	0.922

HOT START
INLET PRESS. - 41.40 TEMP - 110. VOL/REV - 0.2698 REV COUNT - 11613.

	HC	CO	CO2	NOX		
SAMPLE (CONCENTRATION)	162.	60.	2.08	68.		
BACKGROUND (CONCENTRATION)	8.	3.	0.05	0.		
					NOX(CORR.)	HUCF
MASS EMISSIONS (GRAMS)	6.55	4.90	2739.16	9.59	8.85	0.922

COMPOSITE

MASS EMISSIONS (GM/MI)	1.59	4.20	859.32	2.33	2.15

FUEL ECONOMY (MPG) - 10.19

COMMENT :

A-204

VEHICLE NO. - T1754162 DATE RECEIVED - 04/10/75

SHORT TEST SEQUENCE NUMBER -17.

TEST COND : RUN DATE - 04/11/75 RUN NO -A08377 WB TEMP - 60.0 DB TEMP - 72.0 BARO - 29.90

KEY MODE TEST

	MPH	HC,PPM	CO, %	NO,PPM
HI	49.	65.	0.05	667.
LO	34.	58.	0.04	1487.
IDLE	0.	100.	0.03	245.

FEDERAL THREE-MODE TEST

HI	50.	60.	0.05	821.
LO	30.	65.	0.04	2703.
IDLE	0.	80.	0.03	82.

UNLOADED TEST

RPM - 2500.	55.	0.05	136.

COMMENTS :

A-205

EPA FEDERAL SHORT CYCLE TEST
INLET PRESS. - 41.80 TEMP - 110. VOL/REV - 0.2696 REV COUNT - 2808.

	HC	CO	CO2	NOX	NOX(CORR.)	HUCF
SAMPLE (CONCENTRATION)	125.	21.	1.46	69.		
BACKGROUND (CONCENTRATION)	8.	0.	0.04	0.		
MASS EMISSIONS (GM/MI)	1.92	0.70	738.91	3.75	3.46	0.922

COMPOSITE NJ/NY TEST
INLET PRESS. - 41.80 TEMP - 110. VOL/REV - 0.2696 REV COUNT - 1702.

SAMPLE (CONCENTRATION)	144.	27.	1.40	29.
BACKGROUND (CONCENTRATION)	8.	0.	0.04	0.

VEHICLE NO. - T1754162 DATE RECEIVED - 04/15/75

FEDERAL TEST PROCEDURE (1975) NUMBER - 18.
TEST COND : RUN DATE - 04/17/75 RUN NO -AC8431 WB TEMP - 63.0 DB TEMP - 74.0 BARO - 29.90
INERTIA - 5000. IHP - 7.1 AHP - 13.4 ODOM - 9582.

ENGINE PARAMETERS : ODOMETER - 9574. DWELL - 28.0 TIMING - 12.0 IDLE RPM - 650. IDLE CO - 0.05

COLD START
INLET PRESS. - 41.40 TEMP - 110. VOL/REV - 0.2699 REV COUNT - 11598.

	HC	CO	CO2	NOX		
SAMPLE (CONCENTRATION)	141.	331.	2.60	86.		
BACKGROUND (CONCENTRATION)	17.	18.	0.07	0.		
					NOX(CORR.)	HUCF
MASS EMISSIONS (GRAMS)	5.27	26.86	3410.69	12.12	11.71	0.966

COLD STABILIZED
INLET PRESS. - 41.40 TEMP - 110. VOL/REV - 0.2699 REV COUNT - 19920.

	HC	CO	CO2	NOX		
SAMPLE (CONCENTRATION)	53.	29.	1.60	35.		
BACKGROUND (CONCENTRATION)	16.	9.	0.05	0.		
					NOX(CORR.)	HUCF
MASS EMISSIONS (GRAMS)	2.70	2.95	3588.89	8.47	8.18	0.966

HOT START
INLET PRESS. - 41.30 TEMP - 110. VOL/REV - 0.2699 REV COUNT - 11592.

	HC	CO	CO2	NOX		
SAMPLE (CONCENTRATION)	116.	85.	2.15	77.		
BACKGROUND (CONCENTRATION)	13.	3.	0.06	0.		
					NOX(CORR.)	HUCF
MASS EMISSIONS (GRAMS)	4.38	7.03	2816.84	10.85	10.48	0.966

COMPOSITE

MASS EMISSIONS (GM/MI)	0.99	2.47	888.14	2.65	2.56

FUEL ECONOMY (MPG) - 9.91

COMMENT :

A-206

VEHICLE NO. - T1754162 DATE RECEIVED - 04/15/75

SHORT TEST SEQUENCE NUMBER -18.

TEST COND : RUN DATE - 04/17/75 RUN NO -A08431 WB TEMP - 63.0 DB TEMP - 74.0 BARO - 29.90

KEY MODE TEST

	MPH	HC,PPM	CO, %	NO,PPM
HI	49.	40.	0.05	1123.
LO	34.	35.	0.04	2303.
IDLE	0.	38.	0.03	271.

FEDERAL THREE-MODE TEST

HI	50.	35.	0.05	1368.
LO	30.	32.	0.04	693.
IDLE	0.	40.	0.03	109.

UNLOADED TEST

RPM - 2500.		30.	0.04	680.

COMMENTS :

EPA FEDERAL SHORT CYCLE TEST

INLET PRESS. - 41.40 TEMP - 110. VOL/REV - 0.2698 REV COUNT - 2829.

	HC	CO	CO2	NOX	NOX(CORR.)	HUCF
SAMPLE (CONCENTRATION)	95.	20.	1.44	86.		
BACKGROUND (CONCENTRATION)	9.	1.	0.05	0.		
MASS EMISSIONS (GM/MI)	1.42	0.63	729.25	4.72	4.56	0.966

COMPOSITE NJ/NY TEST

INLET PRESS. - 41.40 TEMP - 110. VOL/REV - 0.2698 REV COUNT - 1704.

SAMPLE (CONCENTRATION)	87.	20.	1.23	31.
BACKGROUND (CONCENTRATION)	11.	3.	0.07	0.

A-27

VEHICLE NO. - T1754162 DATE RECEIVED - 04/17/75

FEDERAL TEST PROCEDURE (1975) NUMBER - 19.
TEST COND : RUN DATE - 04/18/75 RUN NO -A08445 WB TEMP - 61.0 DB TEMP - 71.0 BARO - 30.11
INERTIA - 5000. IHP - 7.1 AHP - 13.4 ODOM - 9609.

ENGINE PARAMETERS : ODOMETER - 9605. DWELL - 30.0 TIMING - 12.0 IDLE RPM - 630. IDLE CO - 0.02

COLD START
INLET PRESS. - 42.10 TEMP - 110. VOL/REV - 0.2694 REV COUNT - 11600.

	HC	CO	CO2	NOX	NOX(CORR.)	HUCF
SAMPLE (CONCENTRATION)	84.	269.	2.54	81.		
BACKGROUND (CONCENTRATION)	6.	1.	0.06	0.		
MASS EMISSIONS (GRAMS)	3.33	23.09	3357.37	11.47	10.84	0.945

COLD STABILIZED
INLET PRESS. - 42.10 TEMP - 110. VOL/REV - 0.2694 REV COUNT - 19922.

	HC	CO	CO2	NOX	NOX(CORR.)	HUCF
SAMPLE (CONCENTRATION)	51.	23.	1.61	34.		
BACKGROUND (CONCENTRATION)	8.	1.	0.07	0.		
MASS EMISSIONS (GRAMS)	3.15	3.26	3580.49	8.27	7.61	0.945

HOT START
INLET PRESS. - 42.20 TEMP - 110. VOL/REV - 0.2693 REV COUNT - 11607.

	HC	CO	CO2	NOX	NOX(CORR.)	HUCF
SAMPLE (CONCENTRATION)	114.	104.	2.13	72.		
BACKGROUND (CONCENTRATION)	9.	3.	0.06	0.		
MASS EMISSIONS (GRAMS)	4.48	8.70	2802.21	10.19	9.63	0.945

COMPOSITE

MASS EMISSIONS (GM/MI)	0.95	2.42	882.86	2.53	2.40

FUEL ECONOMY (MPG) - 9.98

COMMENT :

A-208

VEHICLE NO. - T1754162 DATE RECEIVED - 04/17/75

SHORT TEST SEQUENCE NUMBER -19.

TEST COND : RUN DATE - 04/18/75 RUN NO -A08445 WB TEMP - 61.0 DB TEMP - 71.0 BARO - 30.11

KEY MODE TEST

	MPH	HC,PPM	CO, %	NO,PPM
HI	49.	32.	0.04	1036.
LO	34.	28.	0.03	2303.
IDLE	0.	22.	0.03	271.

FEDERAL THREE-MODE TEST

HI	50.	32.	0.04	1295.
LO	30.	30.	0.04	654.
IDLE	0.	25.	0.03	109.

UNLOADED TEST

RPM - 2500.	32.	0.04	667.

COMMENTS :

EPA FEDERAL SHORT CYCLE TEST

INLET PRESS. - 42.50 TEMP - 110. VOL/REV - 0.2692 REV COUNT - 2818.

	HC	CO	CO2	NOX	NOX(CORR.)	HUCF
SAMPLE (CONCENTRATION)	77.	28.	1.42	70.		
BACKGROUND (CONCENTRATION)	9.	5.	0.06	0.		
MASS EMISSIONS (GM/MI)	1.12	0.76	709.16	3.82	3.61	0.945

COMPOSITE NJ/NY TEST

INLET PRESS. - 42.50 TEMP - 110. VOL/REV - 0.2692 REV COUNT - 1713.

SAMPLE (CONCENTRATION)	94.	25.	1.26	35.
BACKGROUND (CONCENTRATION)	8.	3.	0.04	0.

VEHICLE NO. - T1754162 DATE RECEIVED - 04/22/75

FEDERAL TEST PROCEDURE (1975) NUMBER - 20.
TEST COND : RUN DATE - 04/23/75 RUN NO -A08477 WB TEMP - 62.0 DB TEMP - 72.0 BARO - 29.99
INERTIA - 5000. IHP - 9.7 AHP - 13.4 ODOM - 9633.

ENGINE PARAMETERS : ODOMETER - 9633. DWELL - 30.0 TIMING - 12.0 IDLE RPM - 650. IDLE CO - 0.02

COLD START
INLET PRESS. - 41.60 TEMP - 110. VOL/REV - 0.2697 REV COUNT - 11597.

	HC	CO	CO2	NOX		
SAMPLE (CONCENTRATION)	75.	204.	2.61	74.		
BACKGROUND (CONCENTRATION)	14.	15.	0.07	0.		
					NOX(CORR.)	HUCF
MASS EMISSIONS (GRAMS)	2.60	16.25	3430.93	10.45	10.02	0.959

COLD STABILIZED
INLET PRESS. - 41.60 TEMP - 110. VOL/REV - 0.2697 REV COUNT - 19940.

	HC	CO	CO2	NOX		
SAMPLE (CONCENTRATION)	23.	28.	1.60	30.		
BACKGROUND (CONCENTRATION)	13.	9.	0.07	0.		
					NOX(CORR.)	HUCF
MASS EMISSIONS (GRAMS)	0.73	2.81	3553.44	7.28	6.99	0.959

HOT START
INLET PRESS. - 41.50 TEMP - 110. VOL/REV - 0.2698 REV COUNT - 11605.

	HC	CO	CO2	NOX		
SAMPLE (CONCENTRATION)	95.	132.	2.09	61.		
BACKGROUND (CONCENTRATION)	19.	39.	0.07	0.		
					NOX(CORR.)	HUCF
MASS EMISSIONS (GRAMS)	3.24	8.01	2732.18	8.63	8.27	0.959

COMPOSITE

MASS EMISSIONS (GM/MI)	0.49	1.31	878.14	2.23	2.14

FUEL ECONOMY (MPG) - 10.05

COMMENT :

VEHICLE NO. - T1754162 DATE RECEIVED - 04/22/75

SHORT TEST SEQUENCE NUMBER -20.

TEST COND : RUN DATE - 04/23/75 RUN NO -A08477 WB TEMP - 62.0 DB TEMP - 72.0 BARO - 29.99

KEY MODE TEST

	MPH	HC,PPM	CO, %	NO,PPM
HI	49.	35.	0.05	563.
LO	34.	32.	0.03	1295.
IDLE	0.	28.	0.02	164.

FEDERAL THREE-MODE TEST

HI	50.	32.	0.04	821.
LO	30.	35.	0.03	2129.
IDLE	0.	26.	0.02	82.

UNLOADED TEST

RPM - 2500.		28.	0.03	392.

COMMENTS :

EPA FEDERAL SHORT CYCLE TEST

INLET PRESS. - 41.60 TEMP - 110. VOL/REV - 0.2697 REV COUNT - 2818.

	HC	CO	CO2	NOX	NOX(CORR.)	HUCF
SAMPLE (CONCENTRATION)	39.	28.	1.40	64.		
BACKGROUND (CONCENTRATION)	10.	5.	0.06	0.		
MASS EMISSIONS (GM/MI)	0.48	0.76	700.03	3.50	3.35	0.959

COMPOSITE NJ/NY TEST

INLET PRESS. - 41.60 TEMP - 110. VOL/REV - 0.2697 REV COUNT - 1692.

SAMPLE (CONCENTRATION)	36.	29.	1.25	27.
BACKGROUND (CONCENTRATION)	11.	5.	0.06	0.

Appendix B

TEST FUEL ANALYSIS

Amoco Oil Company
16025 Northland Drive
Southfield, Michigan 48075
(313) 444-4000

A. C. Davis
Motors/Energy District Manager

CERTIFICATE OF ANALYSIS

CONSIGNEE: Standard Oil Division
Amoco Oil Company
205 Marion
River Rouge, Michigan 48218

PRODUCT: Indolene Motor Fuel HO III
TANK NO.: After Batch 1R
DATE ISSUED: 2-4-75

PRODUCT ANALYSIS

Test	ASTM Method	Indolene HO III Sample 13300
API Gravity	D287	58.4
Distillation % F	D86	
Initial Boiling Point	D86	80
10% Evap.	D86	122
50% Evap.	D86	220
90% Evap.	D86	316
Maximum	D86	405
10% Slope	D86	3.6
Reid Vapor Pressure	D323	9.1
Oxidation Stability Minutes	D525	600+
Gum, mg/100ml (after Heptane Wash)	D381	2.8
TMEL grm. lead/gal.	D526	0.005
Sulfur Weight, %	D1266	0.009
Olefin, %	D1319	7.9
Aromatic, %	D1319	30.5
Saturates, %	D1319	61.6
Octane Research (Clear)	D2699	95.4
Octane Research (3cc TEL/gal)	D2699	103.6
Phosphorus, grms. /gal.	D3231	0.000
Sensitivity (Clear)		8.0
Sensitivity (3cc TEL/gal)		6.3

A. C. Davis

Indolene #30 is Indolene HO III plus 3 gms. /gal. lead.

Appendix C

ANALYZER CALIBRATION CURVES

DEFLECTION TO CONCENTRATION CONVERSION TABLE

LOCATION: ANAHEIM POLLUTANT: HC RANGE: 0 - 100 PPM CAL. DATE: 01/22/75

INSTRUMENT: FID-116 TRAIN: MASS PIC: MALLOW

THE BEST CURVE FIT PROGRAM (IMPLEMENTED ON THE COMPUCORP MODEL 445) YIELDS COEFFICIENTS FOR THE EQUATION:

CONCENTRATION = A(0) + A(1)*DEFLECTION + A(2)*(DEFLECTION**2) + - - - - + A(4)*(DEFLECTION**4)

A(0) = 0.95134837D-01
A(1) = 0.10001020D+01

CALIBRATION POINTS		CALCULATED VALUES			
DEFLECTION	CONCENTRATION	DEFLECTION	CONCENTRATION	DIFFERENCE	%ERROR
0.0	0.0	0.0	0.1		
49.2	49.5	49.2	49.3	-0.2	-0.404
93.9	93.9	93.9	94.0	0.1	0.112

DEFLECTION TO CONCENTRATION CONVERSION TABLE

LOCATION: ANAHEIM POLLUTANT: HC RANGE: 0 - 100 PPM CAL. DATE: 01/22/75

DEFLECTION	CONCENTRATION									
	0.0	0.1	0.2	0.3	0.4	0.5	0.6	0.7	0.8	0.9
0.0	0.10	0.20	0.30	0.40	0.50	0.60	0.70	0.80	0.90	1.00
1.0	1.10	1.20	1.30	1.40	1.50	1.60	1.70	1.80	1.90	2.00
2.0	2.10	2.20	2.30	2.40	2.50	2.60	2.70	2.80	2.90	3.00
3.0	3.10	3.20	3.30	3.40	3.50	3.60	3.70	3.80	3.90	4.00
4.0	4.10	4.20	4.30	4.40	4.50	4.60	4.70	4.80	4.90	5.00
5.0	5.10	5.20	5.30	5.40	5.50	5.60	5.70	5.80	5.90	6.00
6.0	6.10	6.20	6.30	6.40	6.50	6.60	6.70	6.80	6.90	7.00
7.0	7.10	7.20	7.30	7.40	7.50	7.60	7.70	7.80	7.90	8.00
8.0	8.10	8.20	8.30	8.40	8.50	8.60	8.70	8.80	8.90	9.00
9.0	9.10	9.20	9.30	9.40	9.50	9.60	9.70	9.80	9.90	10.00
10.0	10.10	10.20	10.30	10.40	10.50	10.60	10.70	10.80	10.90	11.00
11.0	11.10	11.20	11.30	11.40	11.50	11.60	11.70	11.80	11.90	12.00
12.0	12.10	12.20	12.30	12.40	12.50	12.60	12.70	12.80	12.90	13.00
13.0	13.10	13.20	13.30	13.40	13.50	13.60	13.70	13.80	13.90	14.00
14.0	14.10	14.20	14.30	14.40	14.50	14.60	14.70	14.80	14.90	15.00
15.0	15.10	15.20	15.30	15.40	15.50	15.60	15.70	15.80	15.90	16.00
16.0	16.10	16.20	16.30	16.40	16.50	16.60	16.70	16.80	16.90	17.00
17.0	17.10	17.20	17.30	17.40	17.50	17.60	17.70	17.80	17.90	18.00
18.0	18.10	18.20	18.30	18.40	18.50	18.60	18.70	18.80	18.90	19.00
19.0	19.10	19.20	19.30	19.40	19.50	19.60	19.70	19.80	19.90	20.00
20.0	20.10	20.20	20.30	20.40	20.50	20.60	20.70	20.80	20.90	21.00
21.0	21.10	21.20	21.30	21.40	21.50	21.60	21.70	21.80	21.90	22.00
22.0	22.10	22.20	22.30	22.40	22.50	22.60	22.70	22.80	22.90	23.00
23.0	23.10	23.20	23.30	23.40	23.50	23.60	23.70	23.80	23.90	24.00
24.0	24.10	24.20	24.30	24.40	24.50	24.60	24.70	24.80	24.90	25.00
25.0	25.10	25.20	25.30	25.40	25.50	25.60	25.70	25.80	25.90	26.00
26.0	26.10	26.20	26.30	26.40	26.50	26.60	26.70	26.80	26.90	27.00
27.0	27.10	27.20	27.30	27.40	27.50	27.60	27.70	27.80	27.90	28.00
28.0	28.10	28.20	28.30	28.40	28.50	28.60	28.70	28.80	28.90	29.00
29.0	29.10	29.20	29.30	29.40	29.50	29.60	29.70	29.80	29.90	30.00
30.0	30.10	30.20	30.30	30.40	30.50	30.60	30.70	30.80	30.90	31.00
31.0	31.10	31.20	31.30	31.40	31.50	31.60	31.70	31.80	31.90	32.00
32.0	32.10	32.20	32.30	32.40	32.50	32.60	32.70	32.80	32.90	33.00
33.0	33.10	33.20	33.30	33.40	33.50	33.60	33.70	33.80	33.90	34.00
34.0	[illegible]	34.20	[illegible]	34.40	34.50	[illegible]	34.70	[illegible]	[illegible]	[illegible]

DEFLECTION TO CONCENTRATION CONVERSION TABLE

LOCATION: ANAHEIM POLLUTANT: HC RANGE: 0 - 100 PPM CAL. DATE: 01/22/75

DEFLECTION	CONCENTRATION									
	0.0	0.1	0.2	0.3	0.4	0.5	0.6	0.7	0.8	0.9
35.0	35.10	35.20	35.30	35.40	35.50	35.60	35.70	35.80	35.90	36.00
36.0	36.10	36.20	36.30	36.40	36.50	36.60	36.70	36.80	36.90	37.00
37.0	37.10	37.20	37.30	37.40	37.50	37.60	37.70	37.80	37.90	38.00
38.0	38.10	38.20	38.30	38.40	38.50	38.60	38.70	38.80	38.90	39.00
39.0	39.10	39.20	39.30	39.40	39.50	39.60	39.70	39.80	39.90	40.00
40.0	40.10	40.20	40.30	40.40	40.50	40.60	40.70	40.80	40.90	41.00
41.0	41.10	41.20	41.30	41.40	41.50	41.60	41.70	41.80	41.90	42.00
42.0	42.10	42.20	42.30	42.40	42.50	42.60	42.70	42.80	42.90	43.00
43.0	43.10	43.20	43.30	43.40	43.50	43.60	43.70	43.80	43.90	44.00
44.0	44.10	44.20	44.30	44.40	44.50	44.60	44.70	44.80	44.90	45.00
45.0	45.10	45.20	45.30	45.40	45.50	45.60	45.70	45.80	45.90	46.00
46.0	46.10	46.20	46.30	46.40	46.50	46.60	46.70	46.80	46.90	47.00
47.0	47.10	47.20	47.30	47.40	47.50	47.60	47.70	47.80	47.90	48.00
48.0	48.10	48.20	48.30	48.40	48.50	48.60	48.70	48.80	48.90	49.00
49.0	49.10	49.20	49.30	49.40	49.50	49.60	49.70	49.80	49.90	50.00
50.0	50.10	50.20	50.30	50.40	50.50	50.60	50.70	50.80	50.90	51.00
51.0	51.10	51.20	51.30	51.40	51.50	51.60	51.70	51.80	51.90	52.00
52.0	52.10	52.20	52.30	52.40	52.50	52.60	52.70	52.80	52.90	53.00
53.0	53.10	53.20	53.30	53.40	53.50	53.60	53.70	53.80	53.90	54.00
54.0	54.10	54.20	54.30	54.40	54.50	54.60	54.70	54.80	54.90	55.00
55.0	55.10	55.20	55.30	55.40	55.50	55.60	55.70	55.80	55.90	56.00
56.0	56.10	56.20	56.30	56.40	56.50	56.60	56.70	56.80	56.90	57.00
57.0	57.10	57.20	57.30	57.40	57.50	57.60	57.70	57.80	57.90	58.00
58.0	58.10	58.20	58.30	58.40	58.50	58.60	58.70	58.80	58.90	59.00
59.0	59.10	59.20	59.30	59.40	59.50	59.60	59.70	59.80	59.90	60.00
60.0	60.10	60.20	60.30	60.40	60.50	60.60	60.70	60.80	60.90	61.00
61.0	61.10	61.20	61.30	61.40	61.50	61.60	61.70	61.80	61.90	62.00
62.0	62.10	62.20	62.30	62.40	62.50	62.60	62.70	62.80	62.90	63.00
63.0	63.10	63.20	63.30	63.40	63.50	63.60	63.70	63.80	63.90	64.00
64.0	64.10	64.20	64.30	64.40	64.50	64.60	64.70	64.80	64.90	65.00
65.0	65.10	65.20	65.30	65.40	65.50	65.60	65.70	65.80	65.90	66.00
66.0	66.10	66.20	66.30	66.40	66.50	66.60	66.70	66.80	66.90	67.00
67.0	67.10	67.20	67.30	67.40	67.50	67.60	67.70	67.80	67.90	68.00
68.0	68.10	68.20	68.30	68.40	68.50	68.60	68.70	68.80	68.90	69.00
69.0	69.10	69.20	69.30	69.40	69.50	69.60	69.70	69.80	69.90	70.00

DEFLECTION TO CONCENTRATION CONVERSION TABLE

LOCATION: ANAHEIM PCLLUTANT: HC RANGE: 0 - 100 PPM CAL. DATE: 01/22/75

DEFLECTION	CONCENTRATION									
	0.0	0.1	0.2	0.3	0.4	0.5	0.6	0.7	0.8	0.9
70.0	70.10	70.20	70.30	70.40	70.50	70.60	70.70	70.80	70.90	71.00
71.0	71.10	71.20	71.30	71.40	71.50	71.60	71.70	71.80	71.90	72.00
72.0	72.10	72.20	72.30	72.40	72.50	72.60	72.70	72.80	72.90	73.00
73.0	73.10	73.20	73.30	73.40	73.50	73.60	73.70	73.80	73.90	74.00
74.0	74.10	74.20	74.30	74.40	74.50	74.60	74.70	74.80	74.90	75.00
75.0	75.10	75.20	75.30	75.40	75.50	75.60	75.70	75.80	75.90	76.00
76.0	76.10	76.20	76.30	76.40	76.50	76.60	76.70	76.80	76.90	77.00
77.0	77.10	77.20	77.30	77.40	77.50	77.60	77.70	77.80	77.90	78.00
78.0	78.10	78.20	78.30	78.40	78.50	78.60	78.70	78.80	78.90	79.00
79.0	79.10	79.20	79.30	79.40	79.50	79.60	79.70	79.80	79.90	80.00
80.0	80.10	80.20	80.30	80.40	80.50	80.60	80.70	80.80	80.90	81.00
81.0	81.10	81.20	81.30	81.40	81.50	81.60	81.70	81.80	81.90	82.00
82.0	82.10	82.20	82.30	82.40	82.50	82.60	82.70	82.80	82.90	83.00
83.0	83.10	83.20	83.30	83.40	83.50	83.60	83.70	83.80	83.90	84.00
84.0	84.10	84.20	84.30	84.40	84.50	84.60	84.70	84.80	84.90	85.00
85.0	85.10	85.20	85.30	85.40	85.50	85.60	85.70	85.80	85.90	86.00
86.0	86.10	86.20	86.30	86.40	86.50	86.60	86.70	86.80	86.90	87.00
87.0	87.10	87.20	87.30	87.40	87.50	87.60	87.70	87.80	87.90	88.00
88.0	88.10	88.20	88.30	88.40	88.50	88.60	88.70	88.80	88.90	89.00
89.0	89.10	89.20	89.30	89.40	89.50	89.60	89.70	89.80	89.90	90.00
90.0	90.10	90.20	90.30	90.40	90.50	90.60	90.70	90.80	90.90	91.00
91.0	91.10	91.20	91.30	91.40	91.50	91.60	91.70	91.80	91.90	92.00
92.0	92.10	92.20	92.30	92.40	92.50	92.60	92.70	92.80	92.90	93.00
93.0	93.10	93.20	93.30	93.40	93.50	93.60	93.70	93.80	93.90	94.00
94.0	94.10	94.20	94.30	94.40	94.50	94.60	94.70	94.80	94.90	95.00
95.0	95.10	95.20	95.30	95.40	95.50	95.60	95.70	95.80	95.90	96.00
96.0	96.10	96.20	96.30	96.40	96.50	96.60	96.71	96.81	96.91	97.01
97.0	97.11	97.21	97.31	97.41	97.51	97.61	97.71	97.81	97.91	98.01
98.0	98.11	98.21	98.31	98.41	98.51	98.61	98.71	98.81	98.91	99.01
99.0	99.11	99.21	99.31	99.41	99.51	99.61	99.71	99.81	99.91	100.01

DEFLECTION TO CONCENTRATION CONVERSION TABLE

LOCATION: ANAHEIM POLLUTANT: HC RANGE: 0 - 300 PPM CAL. DATE: 01/14/75

INSTRUMENT: FID-116 TRAIN: MASS PIC: MCMILLEN

THE BEST CURVE FIT PROGRAM (IMPLEMENTED ON THE COMPUCORP MODEL 445) YIELDS COEFFICIENTS FOR THE EQUATION:

CONCENTRATION = A(0) + A(1)*DEFLECTION + A(2)*(DEFLECTION**2) + - - - - + A(4)*(DEFLECTION**4)

A(0) = -0.54074278D+00
A(1) = 0.30014083D+01

CALIBRATION POINTS		CALCULATED VALUES			
DEFLECTION	CONCENTRATION	DEFLECTION	CONCENTRATION	DIFFERENCE	%ERROR
0.0	0.0	0.0	-0.5		
59.0	175.2	59.0	176.5	1.3	0.766
98.8	296.8	98.8	296.0	-0.8	-0.270

DEFLECTION TO CONCENTRATION CONVERSION TABLE

LOCATION: ANAHEIM POLLUTANT: HC RANGE: 0 - 300 PPM CAL. DATE: 01/14/75

DEFLECTION	CONCENTRATION									
	0.0	0.1	0.2	0.3	0.4	0.5	0.6	0.7	0.8	0.9
0.0	-0.54	-0.24	0.06	0.36	0.66	0.96	1.26	1.56	1.86	2.16
1.0	2.46	2.76	3.06	3.36	3.66	3.96	4.26	4.56	4.86	5.16
2.0	5.46	5.76	6.06	6.36	6.66	6.96	7.26	7.56	7.86	8.16
3.0	8.46	8.76	9.06	9.36	9.66	9.96	10.26	10.56	10.86	11.16
4.0	11.46	11.77	12.07	12.37	12.67	12.97	13.27	13.57	13.87	14.17
5.0	14.47	14.77	15.07	15.37	15.67	15.97	16.27	16.57	16.87	17.17
6.0	17.47	17.77	18.07	18.37	18.67	18.97	19.27	19.57	19.87	20.17
7.0	20.47	20.77	21.07	21.37	21.67	21.97	22.27	22.57	22.87	23.17
8.0	23.47	23.77	24.07	24.37	24.67	24.97	25.27	25.57	25.87	26.17
9.0	26.47	26.77	27.07	27.37	27.67	27.97	28.27	28.57	28.87	29.17
10.0	29.47	29.77	30.07	30.37	30.67	30.97	31.27	31.57	31.87	32.17
11.0	32.47	32.77	33.08	33.38	33.68	33.98	34.28	34.58	34.88	35.18
12.0	35.48	35.78	36.08	36.38	36.68	36.98	37.28	37.58	37.88	38.18
13.0	38.48	38.78	39.08	39.38	39.68	39.98	40.28	40.58	40.88	41.18
14.0	41.48	41.78	42.08	42.38	42.68	42.98	43.28	43.58	43.88	44.18
15.0	44.48	44.78	45.08	45.38	45.68	45.98	46.28	46.58	46.88	47.18
16.0	47.48	47.78	48.08	48.38	48.68	48.98	49.28	49.58	49.88	50.18
17.0	50.48	50.78	51.08	51.38	51.68	51.98	52.28	52.58	52.88	53.18
18.0	53.48	53.78	54.08	54.39	54.69	54.99	55.29	55.59	55.89	56.19
19.0	56.49	56.79	57.09	57.39	57.69	57.99	58.29	58.59	58.89	59.19
20.0	59.49	59.79	60.09	60.39	60.69	60.99	61.29	61.59	61.89	62.19
21.0	62.49	62.79	63.09	63.39	63.69	63.99	64.29	64.59	64.89	65.19
22.0	65.49	65.79	66.09	66.39	66.69	66.99	67.29	67.59	67.89	68.19
23.0	68.49	68.79	69.09	69.39	69.69	69.99	70.29	70.59	70.89	71.19
24.0	71.49	71.79	72.09	72.39	72.69	72.99	73.29	73.59	73.89	74.19
25.0	74.49	74.79	75.09	75.39	75.70	76.00	76.30	76.60	76.90	77.20
26.0	77.50	77.80	78.10	78.40	78.70	79.00	79.30	79.60	79.90	80.20
27.0	80.50	80.80	81.10	81.40	81.70	82.00	82.30	82.60	82.90	83.20
28.0	83.50	83.80	84.10	84.40	84.70	85.00	85.30	85.60	85.90	86.20
29.0	86.50	86.80	87.10	87.40	87.70	88.00	88.30	88.60	88.90	89.20
30.0	89.50	89.80	90.10	90.40	90.70	91.00	91.30	91.60	91.90	92.20
31.0	92.50	92.80	93.10	93.40	93.70	94.00	94.30	94.60	94.90	95.20
32.0	95.50	95.80	96.10	96.40	96.70	97.01	97.31	97.61	97.91	98.21
33.0	98.51	98.81	99.11	99.41	99.71	100.01	100.31	100.61	100.91	101.21
34.0	101.51	101.81	102.11	102.41	102.71	103.01	103.31	103.61	103.91	104.21

DEFLECTION TO CONCENTRATION CONVERSION TABLE

LOCATION: ANAHEIM PCLLUTANT: HC RANGE: 0 - 300 PPM CAL. DATE: 01/14/75

DEFLECTION	CONCENTRATION									
	0.0	0.1	0.2	0.3	0.4	0.5	0.6	0.7	0.8	0.9
35.0	104.51	104.81	105.11	105.41	105.71	106.01	106.31	106.61	106.91	107.21
36.0	107.51	107.81	108.11	108.41	108.71	109.01	109.31	109.61	109.91	110.21
37.0	110.51	110.81	111.11	111.41	111.71	112.01	112.31	112.61	112.91	113.21
38.0	113.51	113.81	114.11	114.41	114.71	115.01	115.31	115.61	115.91	116.21
39.0	116.51	116.81	117.11	117.41	117.71	118.01	118.32	118.62	118.92	119.22
40.0	119.52	119.82	120.12	120.42	120.72	121.02	121.32	121.62	121.92	122.22
41.0	122.52	122.82	123.12	123.42	123.72	124.02	124.32	124.62	124.92	125.22
42.0	125.52	125.82	126.12	126.42	126.72	127.02	127.32	127.62	127.92	128.22
43.0	128.52	128.82	129.12	129.42	129.72	130.02	130.32	130.62	130.92	131.22
44.0	131.52	131.82	132.12	132.42	132.72	133.02	133.32	133.62	133.92	134.22
45.0	134.52	134.82	135.12	135.42	135.72	136.02	136.32	136.62	136.92	137.22
46.0	137.52	137.82	138.12	138.42	138.72	139.02	139.32	139.63	139.93	140.23
47.0	140.53	140.83	141.13	141.43	141.73	142.03	142.33	142.63	142.93	143.23
48.0	143.53	143.83	144.13	144.43	144.73	145.03	145.33	145.63	145.93	146.23
49.0	146.53	146.83	147.13	147.43	147.73	148.03	148.33	148.63	148.93	149.23
50.0	149.53	149.83	150.13	150.43	150.73	151.03	151.33	151.63	151.93	152.23
51.0	152.53	152.83	153.13	153.43	153.73	154.03	154.33	154.63	154.93	155.23
52.0	155.53	155.83	156.13	156.43	156.73	157.03	157.33	157.63	157.93	158.23
53.0	158.53	158.83	159.13	159.43	159.73	160.03	160.33	160.63	160.94	161.24
54.0	161.54	161.84	162.14	162.44	162.74	163.04	163.34	163.64	163.94	164.24
55.0	164.54	164.84	165.14	165.44	165.74	166.04	166.34	166.64	166.94	167.24
56.0	167.54	167.84	168.14	168.44	168.74	169.04	169.34	169.64	169.94	170.24
57.0	170.54	170.84	171.14	171.44	171.74	172.04	172.34	172.64	172.94	173.24
58.0	173.54	173.84	174.14	174.44	174.74	175.04	175.34	175.64	175.94	176.24
59.0	176.54	176.84	177.14	177.44	177.74	178.04	178.34	178.64	178.94	179.24
60.0	179.54	179.84	180.14	180.44	180.74	181.04	181.34	181.64	181.94	182.25
61.0	182.55	182.85	183.15	183.45	183.75	184.05	184.35	184.65	184.95	185.25
62.0	185.55	185.85	186.15	186.45	186.75	187.05	187.35	187.65	187.95	188.25
63.0	188.55	188.85	189.15	189.45	189.75	190.05	190.35	190.65	190.95	191.25
64.0	191.55	191.85	192.15	192.45	192.75	193.05	193.35	193.65	193.95	194.25
65.0	194.55	194.85	195.15	195.45	195.75	196.05	196.35	196.65	196.95	197.25
66.0	197.55	197.85	198.15	198.45	198.75	199.05	199.35	199.65	199.95	200.25
67.0	200.55	200.85	201.15	201.45	201.75	202.05	202.35	202.65	202.95	203.25
68.0	203.56	203.86	204.16	204.46	204.76	205.06	205.36	205.66	205.96	206.26
69.0	206.56	206.86	207.16	207.46	207.76	208.06	208.36	208.66	208.96	209.26

DEFLECTION TO CONCENTRATION CONVERSION TABLE

LOCATION: ANAHEIM POLLUTANT: HC RANGE: 0 - 300 PPM CAL. DATE: 01/14/75

DEFLECTION	CONCENTRATION									
	0.0	0.1	0.2	0.3	0.4	0.5	0.6	0.7	0.8	0.9
70.0	209.56	209.86	210.16	210.46	210.76	211.06	211.36	211.66	211.96	212.26
71.0	212.56	212.86	213.16	213.46	213.76	214.06	214.36	214.66	214.96	215.26
72.0	215.56	215.86	216.16	216.46	216.76	217.06	217.36	217.66	217.96	218.26
73.0	218.56	218.86	219.16	219.46	219.76	220.06	220.36	220.66	220.96	221.26
74.0	221.56	221.86	222.16	222.46	222.76	223.06	223.36	223.66	223.96	224.26
75.0	224.56	224.87	225.17	225.47	225.77	226.07	226.37	226.67	226.97	227.27
76.0	227.57	227.87	228.17	228.47	228.77	229.07	229.37	229.67	229.97	230.27
77.0	230.57	230.87	231.17	231.47	231.77	232.07	232.37	232.67	232.97	233.27
78.0	233.57	233.87	234.17	234.47	234.77	235.07	235.37	235.67	235.97	236.27
79.0	236.57	236.87	237.17	237.47	237.77	238.07	238.37	238.67	238.97	239.27
80.0	239.57	239.87	240.17	240.47	240.77	241.07	241.37	241.67	241.97	242.27
81.0	242.57	242.87	243.17	243.47	243.77	244.07	244.37	244.67	244.97	245.27
82.0	245.57	245.87	246.18	246.48	246.78	247.08	247.38	247.68	247.98	248.28
83.0	248.58	248.88	249.18	249.48	249.78	250.08	250.38	250.68	250.98	251.28
84.0	251.58	251.88	252.18	252.48	252.78	253.08	253.38	253.68	253.98	254.28
85.0	254.58	254.88	255.18	255.48	255.78	256.08	256.38	256.68	256.98	257.28
86.0	257.58	257.88	258.18	258.48	258.78	259.08	259.38	259.68	259.98	260.28
87.0	260.58	260.88	261.18	261.48	261.78	262.08	262.38	262.68	262.98	263.28
88.0	263.58	263.88	264.18	264.48	264.78	265.08	265.38	265.68	265.98	266.28
89.0	266.58	266.88	267.18	267.48	267.79	268.09	268.39	268.69	268.99	269.29
90.0	269.59	269.89	270.19	270.49	270.79	271.09	271.39	271.69	271.99	272.29
91.0	272.59	272.89	273.19	273.49	273.79	274.09	274.39	274.69	274.99	275.29
92.0	275.59	275.89	276.19	276.49	276.79	277.09	277.39	277.69	277.99	278.29
93.0	278.59	278.89	279.19	279.49	279.79	280.09	280.39	280.69	280.99	281.29
94.0	281.59	281.89	282.19	282.49	282.79	283.09	283.39	283.69	283.99	284.29
95.0	284.59	284.89	285.19	285.49	285.79	286.09	286.39	286.69	286.99	287.29
96.0	287.59	287.89	288.19	288.49	288.79	289.10	289.40	289.70	290.00	290.30
97.0	290.60	290.90	291.20	291.50	291.80	292.10	292.40	292.70	293.00	293.30
98.0	293.60	293.90	294.20	294.50	294.80	295.10	295.40	295.70	296.00	296.30
99.0	296.60	296.90	297.20	297.50	297.80	298.10	298.40	298.70	299.00	299.30

C-70

DEFLECTION TO CONCENTRATION CONVERSION TABLE

LOCATION: ANAHEIM POLLUTANT: HC RANGE: 0 - 3000 PPM CAL. DATE: 04/07/75

INSTRUMENT: FID TRAIN: MASS PIC: MALLOW

THE BEST CURVE FIT PROGRAM (IMPLEMENTED ON THE COMPUCORP MODEL 445) YIELDS COEFFICIENTS FOR THE EQUATION:

CONCENTRATION = A(0) + A(1)*DEFLECTION + A(2)*(DEFLECTION**2) + - - - - + A(4)*(DEFLECTION**4)

A(0) = -0.37597550D+00
A(1) = 0.24220828D+02
A(2) = 0.97072890D-01
A(3) = -0.37862505D-03

CALIBRATION POINTS		CALCULATED VALUES			
DEFLECTION	CONCENTRATION	DEFLECTION	CONCENTRATION	DIFFERENCE	%ERROR
0.0	0.0	0.0	-0.4		
18.5	477.4	18.5	476.7	1.3	0.261
35.4	964.0	35.4	962.6	-1.4	-0.141
69.9	2040.0	69.9	2040.0	0.0	0.026
92.0	2760.0	92.0	2759.8	-0.2	-0.007

DEFLECTION TO CONCENTRATION CONVERSION TABLE

LOCATION: ANAHEIM POLLUTANT: HC RANGE: 0 - 3000 PPM CAL. DATE: 04/07/75

DEFLECTION	CONCENTRATION									
	0.0	0.1	0.2	0.3	0.4	0.5	0.6	0.7	0.8	0.9
0.0	-0.38	2.05	4.47	6.90	9.33	11.76	14.19	16.63	19.06	21.50
1.0	23.94	26.38	28.83	31.28	33.72	36.17	38.63	41.08	43.54	45.99
2.0	48.45	50.91	53.38	55.84	58.31	60.78	63.25	65.72	68.20	70.68
3.0	73.16	75.64	78.12	80.60	83.09	85.58	88.07	90.56	93.05	95.55
4.0	98.05	100.55	103.05	105.55	108.05	110.56	113.07	115.58	118.09	120.61
5.0	123.12	125.64	128.16	130.68	133.21	135.73	138.26	140.79	143.32	145.85
6.0	148.38	150.92	153.46	156.00	158.54	161.08	163.63	166.17	168.72	171.27
7.0	173.82	176.38	178.94	181.49	184.05	186.61	189.18	191.74	194.31	196.88
8.0	199.45	202.02	204.59	207.17	209.75	212.33	214.91	217.49	220.07	222.66
9.0	225.25	227.84	230.43	233.02	235.62	238.21	240.81	243.41	246.01	248.62
10.0	251.22	253.83	256.44	259.05	261.66	264.27	266.89	269.51	272.12	274.75
11.0	277.37	279.99	282.62	285.24	287.87	290.50	293.14	295.77	298.41	301.05
12.0	303.68	306.33	308.97	311.61	314.26	316.91	319.56	322.21	324.86	327.51
13.0	330.17	332.83	335.49	338.15	340.81	343.47	346.14	348.81	351.48	354.15
14.0	356.82	359.49	362.17	364.85	367.53	370.21	372.89	375.57	378.26	380.95
15.0	383.64	386.33	389.02	391.71	394.41	397.10	399.80	402.50	405.20	407.91
16.0	410.61	413.32	416.02	418.73	421.45	424.16	426.87	429.59	432.31	435.02
17.0	437.75	440.47	443.19	445.92	448.64	451.37	454.10	456.83	459.57	462.30
18.0	465.04	467.77	470.51	473.25	476.00	478.74	481.49	484.23	486.98	489.73
19.0	492.48	495.24	497.99	500.75	503.50	506.26	509.02	511.79	514.55	517.31
20.0	520.08	522.85	525.62	528.39	531.16	533.94	536.71	539.49	542.27	545.05
21.0	547.83	550.61	553.40	556.18	558.97	561.76	564.55	567.34	570.13	572.93
22.0	575.72	578.52	581.32	584.12	586.92	589.73	592.53	595.34	598.15	600.95
23.0	603.77	606.58	609.39	612.21	615.02	617.84	620.66	623.48	626.30	629.12
24.0	631.95	634.78	637.60	640.43	643.26	646.09	648.93	651.76	654.60	657.44
25.0	660.27	663.11	665.96	668.80	671.64	674.49	677.34	680.18	683.03	685.89
26.0	688.74	691.59	694.45	697.30	700.16	703.02	705.88	708.74	711.61	714.47
27.0	717.34	720.20	723.07	725.94	728.81	731.69	734.56	737.44	740.31	743.19
28.0	746.07	748.95	751.83	754.72	757.60	760.49	763.37	766.26	769.15	772.04
29.0	774.94	777.83	780.73	783.62	786.52	789.42	792.32	795.22	798.12	801.03
30.0	803.93	806.84	809.75	812.66	815.57	818.48	821.39	824.30	827.22	830.14
31.0	833.05	835.97	838.89	841.81	844.74	847.66	850.59	853.51	856.44	859.37
32.0	862.30	865.23	868.17	871.10	874.03	876.97	879.91	882.85	885.79	888.73
33.0	891.67	894.61	897.56	900.51	903.45	906.40	909.35	912.30	915.25	918.21
34.0	921.16	924.12	927.07	930.03	932.99	935.95	938.91	941.87	944.84	947.80

DEFLECTION TO CONCENTRATION CONVERSION TABLE

LOCATION: ANAHEIM POLLUTANT: HC RANGE: 0 - 3000 PPM CAL. DATE: 04/07/75

DEFLECTION	CONCENTRATION									
	0.0	0.1	0.2	0.3	0.4	0.5	0.6	0.7	0.8	0.9
35.0	950.77	953.74	956.70	959.67	962.64	965.62	968.59	971.56	974.54	977.52
36.0	980.49	983.47	986.45	989.43	992.41	995.40	998.38	1001.37	1004.35	1007.34
37.0	1010.33	1013.32	1016.31	1019.30	1022.30	1025.29	1028.29	1031.28	1034.28	1037.28
38.0	1040.28	1043.28	1046.28	1049.29	1052.29	1055.29	1058.30	1061.31	1064.32	1067.33
39.0	1070.34	1073.35	1076.36	1079.38	1082.39	1085.41	1088.42	1091.44	1094.46	1097.48
40.0	1100.50	1103.52	1106.55	1109.57	1112.60	1115.62	1118.65	1121.68	1124.71	1127.74
41.0	1130.77	1133.80	1136.84	1139.87	1142.91	1145.94	1148.98	1152.02	1155.06	1158.10
42.0	1161.14	1164.19	1167.23	1170.27	1173.32	1176.37	1179.41	1182.46	1185.51	1188.56
43.0	1191.61	1194.67	1197.72	1200.77	1203.83	1206.89	1209.94	1213.00	1216.06	1219.12
44.0	1222.18	1225.24	1228.31	1231.37	1234.44	1237.50	1240.57	1243.64	1246.71	1249.78
45.0	1252.85	1255.92	1258.99	1262.06	1265.14	1268.21	1271.29	1274.37	1277.45	1280.52
46.0	1283.60	1286.69	1289.77	1292.85	1295.93	1299.02	1302.10	1305.19	1308.28	1311.38
47.0	1314.45	1317.54	1320.63	1323.72	1326.82	1329.91	1333.00	1336.10	1339.20	1342.29
48.0	1345.39	1348.49	1351.59	1354.69	1357.79	1360.89	1363.99	1367.10	1370.20	1373.31
49.0	1376.41	1379.52	1382.63	1385.74	1388.85	1391.96	1395.07	1398.18	1401.29	1404.41
50.0	1407.52	1410.64	1413.75	1416.87	1419.99	1423.10	1426.22	1429.34	1432.46	1435.59
51.0	1438.71	1441.83	1444.96	1448.08	1451.21	1454.33	1457.46	1460.59	1463.72	1466.85
52.0	1469.98	1473.11	1476.24	1479.37	1482.51	1485.64	1488.78	1491.91	1495.05	1498.18
53.0	1501.32	1504.46	1507.60	1510.74	1513.88	1517.02	1520.17	1523.31	1526.45	1529.60
54.0	1532.74	1535.89	1539.04	1542.18	1545.33	1548.48	1551.63	1554.78	1557.93	1561.08
55.0	1564.24	1567.39	1570.54	1573.70	1576.85	1580.01	1583.17	1586.32	1589.48	1592.64
56.0	1595.80	1598.96	1602.12	1605.28	1608.44	1611.61	1614.77	1617.94	1621.10	1624.27
57.0	1627.43	1630.60	1633.77	1636.93	1640.10	1643.27	1646.44	1649.61	1652.78	1655.96
58.0	1659.13	1662.30	1665.48	1668.65	1671.83	1675.00	1678.18	1681.36	1684.53	1687.71
59.0	1690.89	1694.07	1697.25	1700.43	1703.61	1706.79	1709.98	1713.16	1716.34	1719.53
60.0	1722.71	1725.90	1729.09	1732.27	1735.46	1738.65	1741.84	1745.02	1748.21	1751.40
61.0	1754.59	1757.79	1760.98	1764.17	1767.36	1770.56	1773.75	1776.95	1780.14	1783.34
62.0	1786.53	1789.73	1792.93	1796.13	1799.32	1802.52	1805.72	1808.92	1812.12	1815.32
63.0	1818.53	1821.73	1824.93	1828.13	1831.34	1834.54	1837.75	1840.95	1844.16	1847.36
64.0	1850.57	1853.78	1856.99	1860.19	1863.40	1866.61	1869.82	1873.03	1876.24	1879.45
65.0	1882.67	1885.88	1889.09	1892.30	1895.52	1898.73	1901.95	1905.16	1908.38	1911.59
66.0	1914.81	1918.03	1921.24	1924.46	1927.68	1930.90	1934.12	1937.34	1940.56	1943.78
67.0	1947.00	1950.22	1953.44	1956.66	1959.88	1963.11	1966.33	1969.55	1972.78	1976.00
68.0	1979.23	1982.45	1985.68	1988.91	1992.13	1995.36	1998.59	2001.81	2005.04	2008.27
69.0	2011.50	2014.73	2017.96	2021.19	2024.42	2027.65	2030.88	2034.11	2037.35	2040.58

DEFLECTION TO CONCENTRATION CONVERSION TABLE

LOCATION: ANAHEIM POLLUTANT: HC RANGE: 0 - 3000 PPM CAL. DATE: 04/07/75

DEFLECTION	CONCENTRATION									
	0.0	0.1	0.2	0.3	0.4	0.5	0.6	0.7	0.8	0.9
70.0	2043.01	2047.04	2050.28	2053.51	2056.75	2059.98	2063.22	2066.45	2069.69	2072.92
71.0	2076.16	2079.39	2082.63	2085.87	2089.11	2092.34	2095.58	2098.82	2102.06	2105.30
72.0	2108.54	2111.78	2115.02	2118.26	2121.50	2124.74	2127.98	2131.23	2134.47	2137.71
73.0	2140.95	2144.20	2147.44	2150.68	2153.93	2157.17	2160.41	2163.66	2166.90	2170.15
74.0	2173.39	2176.64	2179.89	2183.13	2186.38	2189.63	2192.87	2196.12	2199.37	2202.62
75.0	2205.86	2209.11	2212.36	2215.61	2218.86	2222.11	2225.36	2228.61	2231.86	2235.11
76.0	2238.36	2241.61	2244.86	2248.11	2251.36	2254.61	2257.87	2261.12	2264.37	2267.62
77.0	2270.88	2274.13	2277.38	2280.64	2283.89	2287.14	2290.40	2293.65	2296.90	2300.16
78.0	2303.41	2306.67	2309.92	2313.18	2316.43	2319.69	2322.95	2326.20	2329.46	2332.71
79.0	2335.97	2339.23	2342.48	2345.74	2349.00	2352.25	2355.51	2358.77	2362.03	2365.28
80.0	2368.54	2371.80	2375.06	2378.32	2381.57	2384.83	2388.09	2391.35	2394.61	2397.87
81.0	2401.13	2404.39	2407.65	2410.90	2414.16	2417.42	2420.68	2423.94	2427.20	2430.46
82.0	2433.72	2436.98	2440.24	2443.50	2446.76	2450.03	2453.29	2456.55	2459.81	2463.07
83.0	2466.33	2469.59	2472.85	2476.11	2479.37	2482.63	2485.90	2489.16	2492.42	2495.68
84.0	2498.94	2502.20	2505.46	2508.73	2511.99	2515.25	2518.51	2521.77	2525.03	2528.30
85.0	2531.56	2534.82	2538.08	2541.34	2544.61	2547.87	2551.13	2554.39	2557.65	2560.92
86.0	2564.18	2567.44	2570.70	2573.96	2577.23	2580.49	2583.75	2587.01	2590.27	2593.54
87.0	2596.80	2600.06	2603.32	2606.58	2609.84	2613.11	2616.37	2619.63	2622.89	2626.15
88.0	2629.41	2632.68	2635.94	2639.20	2642.46	2645.72	2648.98	2652.24	2655.50	2658.77
89.0	2662.03	2665.29	2668.55	2671.81	2675.07	2678.33	2681.59	2684.85	2688.11	2691.37
90.0	2694.63	2697.89	2701.15	2704.41	2707.67	2710.93	2714.19	2717.45	2720.71	2723.97
91.0	2727.23	2730.49	2733.75	2737.01	2740.28	2743.52	2746.78	2750.04	2753.30	2756.56
92.0	2759.81	2763.07	2766.33	2769.59	2772.84	2776.10	2779.36	2782.61	2785.87	2789.13
93.0	2792.38	2795.64	2798.90	2802.15	2805.41	2808.66	2811.92	2815.18	2818.43	2821.69
94.0	2824.94	2828.19	2831.45	2834.70	2837.96	2841.21	2844.46	2847.72	2850.97	2854.22
95.0	2857.48	2860.73	2863.98	2867.23	2870.49	2873.74	2876.99	2880.24	2883.49	2886.74
96.0	2889.99	2893.24	2896.50	2899.75	2902.99	2906.24	2909.49	2912.74	2915.99	2919.24
97.0	2922.49	2925.74	2928.98	2932.23	2935.48	2938.73	2941.97	2945.22	2948.47	2951.71
98.0	2954.96	2958.20	2961.45	2964.69	2967.94	2971.18	2974.43	2977.67	2980.91	2984.16
99.0	2987.40	2990.64	2993.88	2997.13	3000.37	3003.61	3006.85	3010.09	3013.33	3016.57

DEFLECTION TO CONCENTRATION CONVERSION TABLE

LOCATION: ANAHEIM POLLUTANT: HC RANGE: 0 - 3000 PPM CAL. DATE: 01/14/75

INSTRUMENT: FID-116 TRAIN: MASS PIC: MCMILLEN

THE BEST CURVE FIT PROGRAM (IMPLEMENTED ON THE COMPUCORP MODEL 445) YIELDS COEFFICIENTS FOR THE EQUATION:

CONCENTRATION = A(0) + A(1)*DEFLECTION + A(2)*(DEFLECTION**2) + - - - - + A(4)*(DEFLECTION**4)

A(0) = 0.75027995D-01
A(1) = 0.30004927D+00

CALIBRATION POINTS		CALCULATED VALUES			
DEFLECTION	CONCENTRATION	DEFLECTION	CONCENTRATION	DIFFERENCE	%ERROR
0.0	0.0	0.0	0.1		
16.0	477.4	16.0	480.2	2.8	0.577
32.0	964.0	32.0	960.2	-3.8	-0.391
68.0	2040.0	68.0	2040.4	0.4	0.020
92.0	2760.0	92.0	2760.5	0.5	0.019

C-15

DEFLECTION TO CONCENTRATION CONVERSION TABLE

LOCATION: ANAHEIM POLLUTANT: HC RANGE: 0 - 3000 PPM CAL. DATE: 01/14/75

DEFLECTION	CONCENTRATION									
	0.0	0.1	0.2	0.3	0.4	0.5	0.6	0.7	0.8	0.9
0.0	0.08	3.08	6.08	9.08	12.08	15.08	18.08	21.08	24.08	27.08
1.0	30.08	33.08	36.08	39.08	42.08	45.08	48.08	51.08	54.08	57.08
2.0	60.08	63.09	66.09	69.09	72.09	75.09	78.09	81.09	84.09	87.09
3.0	90.09	93.09	96.09	99.09	102.09	105.09	108.09	111.09	114.09	117.09
4.0	120.09	123.10	126.10	129.10	132.10	135.10	138.10	141.10	144.10	147.10
5.0	150.10	153.10	156.10	159.10	162.10	165.10	168.10	171.10	174.10	177.10
6.0	180.10	183.11	186.11	189.11	192.11	195.11	198.11	201.11	204.11	207.11
7.0	210.11	213.11	216.11	219.11	222.11	225.11	228.11	231.11	234.11	237.11
8.0	240.11	243.11	246.12	249.12	252.12	255.12	258.12	261.12	264.12	267.12
9.0	270.12	273.12	276.12	279.12	282.12	285.12	288.12	291.12	294.12	297.12
10.0	300.12	303.12	306.13	309.13	312.13	315.13	318.13	321.13	324.13	327.13
11.0	330.13	333.13	336.13	339.13	342.13	345.13	348.13	351.13	354.13	357.13
12.0	360.13	363.13	366.14	369.14	372.14	375.14	378.14	381.14	384.14	387.14
13.0	390.14	393.14	396.14	399.14	402.14	405.14	408.14	411.14	414.14	417.14
14.0	420.14	423.14	426.15	429.15	432.15	435.15	438.15	441.15	444.15	447.15
15.0	450.15	453.15	456.15	459.15	462.15	465.15	468.15	471.15	474.15	477.15
16.0	480.15	483.15	486.15	489.16	492.16	495.16	498.16	501.16	504.16	507.16
17.0	510.16	513.16	516.16	519.16	522.16	525.16	528.16	531.16	534.16	537.16
18.0	540.16	543.16	546.16	549.17	552.17	555.17	558.17	561.17	564.17	567.17
19.0	570.17	573.17	576.17	579.17	582.17	585.17	588.17	591.17	594.17	597.17
20.0	600.17	603.17	606.17	609.18	612.18	615.18	618.18	621.18	624.18	627.18
21.0	630.18	633.18	636.18	639.18	642.18	645.18	648.18	651.18	654.18	657.18
22.0	660.18	663.18	666.18	669.19	672.19	675.19	678.19	681.19	684.19	687.19
23.0	690.19	693.19	696.19	699.19	702.19	705.19	708.19	711.19	714.19	717.19
24.0	720.19	723.19	726.19	729.19	732.20	735.20	738.20	741.20	744.20	747.20
25.0	750.20	753.20	756.20	759.20	762.20	765.20	768.20	771.20	774.20	777.20
26.0	780.20	783.20	786.20	789.20	792.21	795.21	798.21	801.21	804.21	807.21
27.0	810.21	813.21	816.21	819.21	822.21	825.21	828.21	831.21	834.21	837.21
28.0	840.21	843.21	846.21	849.21	852.22	855.22	858.22	861.22	864.22	867.22
29.0	870.22	873.22	876.22	879.22	882.22	885.22	888.22	891.22	894.22	897.22
30.0	900.22	903.22	906.22	909.22	912.22	915.23	918.23	921.23	924.23	927.23
31.0	930.23	933.23	936.23	939.23	942.23	945.23	948.23	951.23	954.23	957.23
32.0	960.23	963.23	966.23	969.23	972.23	975.24	978.24	981.24	984.24	987.24
33.0	990.24	993.24	996.24	999.24	1002.24	1005.24	1008.24	1011.24	1014.24	1017.24
34.0	1020.24	1023.24	1026.24	1029.24	1032.24	1035.25	1038.25	1041.25	1044.25	1047.25

DEFLECTION TO CONCENTRATION CONVERSION TABLE

LOCATION: ANAHEIM POLLUTANT: HC RANGE: 0 - 3000 PPM CAL. DATE: 01/14/75

DEFLECTION	CONCENTRATION									
	0.0	0.1	0.2	0.3	0.4	0.5	0.6	0.7	0.8	0.9
35.0	1050.25	1053.25	1056.25	1059.25	1062.25	1065.25	1068.25	1071.25	1074.25	1077.25
36.0	1080.25	1083.25	1086.25	1089.25	1092.25	1095.26	1098.26	1101.26	1104.26	1107.26
37.0	1110.26	1113.26	1116.26	1119.26	1122.26	1125.26	1128.26	1131.26	1134.26	1137.26
38.0	1140.26	1143.26	1146.26	1149.26	1152.26	1155.26	1158.27	1161.27	1164.27	1167.27
39.0	1170.27	1173.27	1176.27	1179.27	1182.27	1185.27	1188.27	1191.27	1194.27	1197.27
40.0	1200.27	1203.27	1206.27	1209.27	1212.27	1215.27	1218.28	1221.28	1224.28	1227.28
41.0	1230.28	1233.28	1236.28	1239.28	1242.28	1245.28	1248.28	1251.28	1254.28	1257.28
42.0	1260.28	1263.28	1266.28	1269.28	1272.28	1275.28	1278.29	1281.29	1284.29	1287.29
43.0	1290.29	1293.29	1296.29	1299.29	1302.29	1305.29	1308.29	1311.29	1314.29	1317.29
44.0	1320.29	1323.29	1326.29	1329.29	1332.29	1335.29	1338.29	1341.30	1344.30	1347.30
45.0	1350.30	1353.30	1356.30	1359.30	1362.30	1365.30	1368.30	1371.30	1374.30	1377.30
46.0	1380.30	1383.30	1386.30	1389.30	1392.30	1395.30	1398.30	1401.31	1404.31	1407.31
47.0	1410.31	1413.31	1416.31	1419.31	1422.31	1425.31	1428.31	1431.31	1434.31	1437.31
48.0	1440.31	1443.31	1446.31	1449.31	1452.31	1455.31	1458.31	1461.32	1464.32	1467.32
49.0	1470.32	1473.32	1476.32	1479.32	1482.32	1485.32	1488.32	1491.32	1494.32	1497.32
50.0	1500.32	1503.32	1506.32	1509.32	1512.32	1515.32	1518.32	1521.33	1524.33	1527.33
51.0	1530.33	1533.33	1536.33	1539.33	1542.33	1545.33	1548.33	1551.33	1554.33	1557.33
52.0	1560.33	1563.33	1566.33	1569.33	1572.33	1575.33	1578.33	1581.33	1584.34	1587.34
53.0	1590.34	1593.34	1596.34	1599.34	1602.34	1605.34	1608.34	1611.34	1614.34	1617.34
54.0	1620.34	1623.34	1626.34	1629.34	1632.34	1635.34	1638.34	1641.34	1644.35	1647.35
55.0	1650.35	1653.35	1656.35	1659.35	1662.35	1665.35	1668.35	1671.35	1674.35	1677.35
56.0	1680.35	1683.35	1686.35	1689.35	1692.35	1695.35	1698.35	1701.35	1704.36	1707.36
57.0	1710.36	1713.36	1716.36	1719.36	1722.36	1725.36	1728.36	1731.36	1734.36	1737.36
58.0	1740.36	1743.36	1746.36	1749.36	1752.36	1755.36	1758.36	1761.36	1764.36	1767.37
59.0	1770.37	1773.37	1776.37	1779.37	1782.37	1785.37	1788.37	1791.37	1794.37	1797.37
60.0	1800.37	1803.37	1806.37	1809.37	1812.37	1815.37	1818.37	1821.37	1824.37	1827.38
61.0	1830.38	1833.38	1836.38	1839.38	1842.38	1845.38	1848.38	1851.38	1854.38	1857.38
62.0	1860.38	1863.38	1866.38	1869.38	1872.38	1875.38	1878.38	1881.38	1884.38	1887.39
63.0	1890.39	1893.39	1896.39	1899.39	1902.39	1905.39	1908.39	1911.39	1914.39	1917.39
64.0	1920.39	1923.39	1926.39	1929.39	1932.39	1935.39	1938.39	1941.39	1944.39	1947.40
65.0	1950.40	1953.40	1956.40	1959.40	1962.40	1965.40	1968.40	1971.40	1974.40	1977.40
66.0	1980.40	1983.40	1986.40	1989.40	1992.40	1995.40	1998.40	2001.40	2004.40	2007.41
67.0	2010.41	2013.41	2016.41	2019.41	2022.41	2025.41	2028.41	2031.41	2034.41	2037.41
68.0	2040.41	2043.41	2046.41	2049.41	2052.41	2055.41	2058.41	2061.41	2064.41	2067.41
69.0	2070.42	2073.42	2076.42	2079.42	2082.42	2085.42	2088.42	2091.42	2094.42	2097.42

DEFLECTION TO CONCENTRATION CONVERSION TABLE

LOCATION: ANAHEIM POLLUTANT: HC RANGE: 0 - 3000 PPM CAL. DATE: 01/14/75

DEFLECTION	CONCENTRATION									
	0.0	0.1	0.2	0.3	0.4	0.5	0.6	0.7	0.8	0.9
70.0	2100.42	2103.42	2106.42	2109.42	2112.42	2115.42	2118.42	2121.42	2124.42	2127.42
71.0	2130.43	2133.43	2136.43	2139.43	2142.43	2145.43	2148.43	2151.43	2154.43	2157.43
72.0	2160.43	2163.43	2166.43	2169.43	2172.43	2175.43	2178.43	2181.43	2184.43	2187.43
73.0	2190.44	2193.44	2196.44	2199.44	2202.44	2205.44	2208.44	2211.44	2214.44	2217.44
74.0	2220.44	2223.44	2226.44	2229.44	2232.44	2235.44	2238.44	2241.44	2244.44	2247.44
75.0	2250.45	2253.45	2256.45	2259.45	2262.45	2265.45	2268.45	2271.45	2274.45	2277.45
76.0	2280.45	2283.45	2286.45	2289.45	2292.45	2295.45	2298.45	2301.45	2304.45	2307.45
77.0	2310.45	2313.46	2316.46	2319.46	2322.46	2325.46	2328.46	2331.46	2334.46	2337.46
78.0	2340.46	2343.46	2346.46	2349.46	2352.46	2355.46	2358.46	2361.46	2364.46	2367.46
79.0	2370.46	2373.47	2376.47	2379.47	2382.47	2385.47	2388.47	2391.47	2394.47	2397.47
80.0	2400.47	2403.47	2406.47	2409.47	2412.47	2415.47	2418.47	2421.47	2424.47	2427.47
81.0	2430.47	2433.48	2436.48	2439.48	2442.48	2445.48	2448.48	2451.48	2454.48	2457.48
82.0	2460.48	2463.48	2466.48	2469.48	2472.48	2475.48	2478.48	2481.48	2484.48	2487.48
83.0	2490.48	2493.48	2496.49	2499.49	2502.49	2505.49	2508.49	2511.49	2514.49	2517.49
84.0	2520.49	2523.49	2526.49	2529.49	2532.49	2535.49	2538.49	2541.49	2544.49	2547.49
85.0	2550.49	2553.49	2556.50	2559.50	2562.50	2565.50	2568.50	2571.50	2574.50	2577.50
86.0	2580.50	2583.50	2586.50	2589.50	2592.50	2595.50	2598.50	2601.50	2604.50	2607.50
87.0	2610.50	2613.50	2616.51	2619.51	2622.51	2625.51	2628.51	2631.51	2634.51	2637.51
88.0	2640.51	2643.51	2646.51	2649.51	2652.51	2655.51	2658.51	2661.51	2664.51	2667.51
89.0	2670.51	2673.51	2676.52	2679.52	2682.52	2685.52	2688.52	2691.52	2694.52	2697.52
90.0	2700.52	2703.52	2706.52	2709.52	2712.52	2715.52	2718.52	2721.52	2724.52	2727.52
91.0	2730.52	2733.52	2736.52	2739.53	2742.53	2745.53	2748.53	2751.53	2754.53	2757.53
92.0	2760.53	2763.53	2766.53	2769.53	2772.53	2775.53	2778.53	2781.53	2784.53	2787.53
93.0	2790.53	2793.53	2796.53	2799.54	2802.54	2805.54	2808.54	2811.54	2814.54	2817.54
94.0	2820.54	2823.54	2826.54	2829.54	2832.54	2835.54	2838.54	2841.54	2844.54	2847.54
95.0	2850.54	2853.54	2856.54	2859.55	2862.55	2865.55	2868.55	2871.55	2874.55	2877.55
96.0	2880.55	2883.55	2886.55	2889.55	2892.55	2895.55	2898.55	2901.55	2904.55	2907.55
97.0	2910.55	2913.55	2916.55	2919.55	2922.56	2925.56	2928.56	2931.56	2934.56	2937.56
98.0	2940.56	2943.56	2946.56	2949.56	2952.56	2955.56	2958.56	2961.56	2964.56	2967.56
99.0	2970.56	2973.56	2976.56	2979.56	2982.57	2985.57	2988.57	2991.57	2994.57	2997.57

DEFLECTION TO CONCENTRATION CONVERSION TABLE

LOCATION: ANAHEIM POLLUTANT: HC RANGE: 0 - 3000 PPM CAL. DATE: 01/20/75

INSTRUMENT: FID-108A TRAIN: 7-M PIC: MALLOW

THE BEST CURVE FIT PROGRAM (IMPLEMENTED ON THE COMPUCORP MODEL 445) YIELDS COEFFICIENTS FOR THE EQUATION:

CONCENTRATION = A(0) + A(1)*DEFLECTION + A(2)*(DEFLECTION**2) + - - - - + A(4)*(DEFLECTION**4)

A(0) = -0.38406273D-01
A(1) = 0.29965568D+02

CALIBRATION POINTS		CALCULATED VALUES			
DEFLECTION	CONCENTRATION	DEFLECTION	CONCENTRATION	DIFFERENCE	%ERROR
0.0	0.0	0.0	-0.0		
9.1	279.0	9.1	272.6	-6.4	-2.306
33.8	1005.0	33.8	1012.5	7.5	0.746
67.5	2018.0	67.5	2022.0	4.0	0.200
92.4	2773.0	92.4	2767.9	-5.1	-0.182

DEFLECTION TO CONCENTRATION CONVERSION TABLE

LOCATION: ANAHEIM POLLUTANT: HC RANGE: 0 - 3000 PPM CAL. DATE: 01/20/75

DEFLECTION	CONCENTRATION									
	0.0	0.1	0.2	0.3	0.4	0.5	0.6	0.7	0.8	0.9
0.0	-0.04	2.96	5.95	8.95	11.94	14.94	17.94	20.93	23.93	26.92
1.0	29.92	32.91	35.91	38.91	41.90	44.90	47.89	50.89	53.88	56.88
2.0	59.87	62.87	65.87	68.86	71.86	74.85	77.85	80.84	83.84	86.84
3.0	89.83	92.83	95.82	98.82	101.81	104.81	107.81	110.80	113.80	116.79
4.0	119.79	122.78	125.78	128.77	131.77	134.77	137.76	140.76	143.75	146.75
5.0	149.74	152.74	155.74	158.73	161.73	164.72	167.72	170.71	173.71	176.71
6.0	179.70	182.70	185.69	188.69	191.68	194.68	197.67	200.67	203.67	206.66
7.0	209.66	212.65	215.65	218.64	221.64	224.64	227.63	230.63	233.62	236.62
8.0	239.61	242.61	245.61	248.60	251.60	254.59	257.59	260.58	263.58	266.57
9.0	269.57	272.57	275.56	278.56	281.55	284.55	287.54	290.54	293.54	296.53
10.0	299.53	302.52	305.52	308.51	311.51	314.51	317.50	320.50	323.49	326.49
11.0	329.48	332.48	335.48	338.47	341.47	344.46	347.46	350.45	353.45	356.44
12.0	359.44	362.44	365.43	368.43	371.42	374.42	377.41	380.41	383.41	386.40
13.0	389.40	392.39	395.39	398.38	401.38	404.38	407.37	410.37	413.36	416.36
14.0	419.35	422.35	425.34	428.34	431.34	434.33	437.33	440.32	443.32	446.31
15.0	449.31	452.31	455.30	458.30	461.29	464.29	467.28	470.28	473.28	476.27
16.0	479.27	482.26	485.26	488.25	491.25	494.24	497.24	500.24	503.23	506.23
17.0	509.22	512.22	515.21	518.21	521.21	524.20	527.20	530.19	533.19	536.18
18.0	539.18	542.18	545.17	548.17	551.16	554.16	557.15	560.15	563.15	566.14
19.0	569.14	572.13	575.13	578.12	581.12	584.11	587.11	590.11	593.10	596.10
20.0	599.09	602.09	605.08	608.08	611.08	614.07	617.07	620.06	623.06	626.05
21.0	629.05	632.05	635.04	638.04	641.03	644.03	647.02	650.02	653.01	656.01
22.0	659.01	662.00	665.00	667.99	670.99	673.98	676.98	679.98	682.97	685.97
23.0	688.96	691.96	694.95	697.95	700.95	703.94	706.94	709.93	712.93	715.92
24.0	718.92	721.92	724.91	727.91	730.90	733.90	736.89	739.89	742.88	745.88
25.0	748.88	751.87	754.87	757.86	760.86	763.85	766.85	769.85	772.84	775.84
26.0	778.83	781.83	784.82	787.82	790.81	793.81	796.81	799.80	802.80	805.79
27.0	808.79	811.78	814.78	817.78	820.77	823.77	826.76	829.76	832.75	835.75
28.0	838.75	841.74	844.74	847.73	850.73	853.72	856.72	859.72	862.71	865.71
29.0	868.70	871.70	874.69	877.69	880.68	883.68	886.68	889.67	892.67	895.66
30.0	898.66	901.65	904.65	907.65	910.64	913.64	916.63	919.63	922.62	925.62
31.0	928.62	931.61	934.61	937.60	940.60	943.59	946.59	949.58	952.58	955.58
32.0	958.57	961.57	964.56	967.56	970.55	973.55	976.55	979.54	982.54	985.53
33.0	988.53	991.52	994.52	997.52	1000.51	1003.51	1006.50	1009.50	1012.49	1015.49
34.0	1018.49	1021.48	1024.48	1027.47	1030.47	1033.46	1036.46	1039.45	1042.45	1045.45

DEFLECTION TO CONCENTRATION CONVERSION TABLE

LOCATION: ANAHEIM POLLUTANT: HC RANGE: 0 - 3000 PPM CAL. DATE: 01/20/75

DEFLECTION	CONCENTRATION									
	0.0	0.1	0.2	0.3	0.4	0.5	0.6	0.7	0.8	0.9
35.0	1048.44	1051.44	1054.43	1057.43	1060.42	1063.42	1066.42	1069.41	1072.41	1075.40
36.0	1078.40	1081.39	1084.39	1087.39	1090.38	1093.38	1096.37	1099.37	1102.36	1105.36
37.0	1108.35	1111.35	1114.35	1117.34	1120.34	1123.33	1126.33	1129.32	1132.32	1135.32
38.0	1138.31	1141.31	1144.30	1147.30	1150.29	1153.29	1156.29	1159.28	1162.28	1165.27
39.0	1168.27	1171.26	1174.26	1177.25	1180.25	1183.25	1186.24	1189.24	1192.23	1195.23
40.0	1198.22	1201.22	1204.22	1207.21	1210.21	1213.20	1216.20	1219.19	1222.19	1225.19
41.0	1228.18	1231.18	1234.17	1237.17	1240.16	1243.16	1246.16	1249.15	1252.15	1255.14
42.0	1258.14	1261.13	1264.13	1267.12	1270.12	1273.12	1276.11	1279.11	1282.10	1285.10
43.0	1288.09	1291.09	1294.09	1297.08	1300.08	1303.07	1306.07	1309.06	1312.06	1315.06
44.0	1318.05	1321.05	1324.04	1327.04	1330.03	1333.03	1336.02	1339.02	1342.02	1345.01
45.0	1348.01	1351.00	1354.00	1356.99	1359.99	1362.99	1365.98	1368.98	1371.97	1374.97
46.0	1377.96	1380.96	1383.96	1386.95	1389.95	1392.94	1395.94	1398.93	1401.93	1404.92
47.0	1407.92	1410.92	1413.91	1416.91	1419.90	1422.90	1425.89	1428.89	1431.89	1434.88
48.0	1437.88	1440.87	1443.87	1446.86	1449.86	1452.86	1455.85	1458.85	1461.84	1464.84
49.0	1467.83	1470.83	1473.82	1476.82	1479.82	1482.81	1485.81	1488.80	1491.80	1494.79
50.0	1497.79	1500.79	1503.78	1506.78	1509.77	1512.77	1515.76	1518.76	1521.76	1524.75
51.0	1527.75	1530.74	1533.74	1536.73	1539.73	1542.73	1545.72	1548.72	1551.71	1554.71
52.0	1557.70	1560.70	1563.69	1566.69	1569.69	1572.68	1575.68	1578.67	1581.67	1584.66
53.0	1587.66	1590.66	1593.65	1596.65	1599.64	1602.64	1605.63	1608.63	1611.63	1614.62
54.0	1617.62	1620.61	1623.61	1626.60	1629.60	1632.59	1635.59	1638.59	1641.58	1644.58
55.0	1647.57	1650.57	1653.56	1656.56	1659.56	1662.55	1665.55	1668.54	1671.54	1674.53
56.0	1677.53	1680.53	1683.52	1686.52	1689.51	1692.51	1695.50	1698.50	1701.49	1704.49
57.0	1707.49	1710.48	1713.48	1716.47	1719.47	1722.46	1725.46	1728.46	1731.45	1734.45
58.0	1737.44	1740.44	1743.43	1746.43	1749.43	1752.42	1755.42	1758.41	1761.41	1764.40
59.0	1767.40	1770.40	1773.39	1776.39	1779.38	1782.38	1785.37	1788.37	1791.36	1794.36
60.0	1797.36	1800.35	1803.35	1806.34	1809.34	1812.33	1815.33	1818.33	1821.32	1824.32
61.0	1827.31	1830.31	1833.30	1836.30	1839.30	1842.29	1845.29	1848.28	1851.28	1854.27
62.0	1857.27	1860.26	1863.26	1866.26	1869.25	1872.25	1875.24	1878.24	1881.23	1884.23
63.0	1887.23	1890.22	1893.22	1896.21	1899.21	1902.20	1905.20	1908.20	1911.19	1914.19
64.0	1917.18	1920.18	1923.17	1926.17	1929.17	1932.16	1935.16	1938.15	1941.15	1944.14
65.0	1947.14	1950.13	1953.13	1956.13	1959.12	1962.12	1965.11	1968.11	1971.10	1974.10
66.0	1977.10	1980.09	1983.09	1986.08	1989.08	1992.07	1995.07	1998.06	2001.06	2004.06
67.0	2007.05	2010.05	2013.04	2016.04	2019.03	2022.03	2025.03	2028.02	2031.02	2034.01
68.0	2037.01	2040.00	2043.00	2046.00	2048.99	2051.99	2054.98	2057.98	2060.97	2063.97
69.0	2066.97	2069.96	2072.96	2075.95	2078.95	2081.94	2084.94	2087.93	2090.93	2093.93

DEFLECTION TO CONCENTRATION CONVERSION TABLE

LOCATION: ANAHEIM POLLUTANT: HC RANGE: 0 - 3000 PPM CAL. DATE: 01/20/75

DEFLECTION	CONCENTRATION									
	0.0	0.1	0.2	0.3	0.4	0.5	0.6	0.7	0.8	0.9
70.0	2096.92	2099.92	2102.91	2105.91	2108.90	2111.90	2114.90	2117.89	2120.89	2123.88
71.0	2126.88	2129.87	2132.87	2135.87	2138.86	2141.86	2144.85	2147.85	2150.84	2153.84
72.0	2156.83	2159.83	2162.83	2165.82	2168.82	2171.81	2174.81	2177.80	2180.80	2183.80
73.0	2186.79	2189.79	2192.78	2195.78	2198.77	2201.77	2204.77	2207.76	2210.76	2213.75
74.0	2216.75	2219.74	2222.74	2225.74	2228.73	2231.73	2234.72	2237.72	2240.71	2243.71
75.0	2246.70	2249.70	2252.70	2255.69	2258.69	2261.68	2264.68	2267.67	2270.67	2273.67
76.0	2276.66	2279.66	2282.65	2285.65	2288.64	2291.64	2294.64	2297.63	2300.63	2303.62
77.0	2306.62	2309.61	2312.61	2315.60	2318.60	2321.60	2324.59	2327.59	2330.58	2333.58
78.0	2336.57	2339.57	2342.57	2345.56	2348.56	2351.55	2354.55	2357.54	2360.54	2363.54
79.0	2366.53	2369.53	2372.52	2375.52	2378.51	2381.51	2384.50	2387.50	2390.50	2393.49
80.0	2396.49	2399.48	2402.48	2405.47	2408.47	2411.47	2414.46	2417.46	2420.45	2423.45
81.0	2426.44	2429.44	2432.44	2435.43	2438.43	2441.42	2444.42	2447.41	2450.41	2453.41
82.0	2456.40	2459.40	2462.39	2465.39	2468.38	2471.38	2474.37	2477.37	2480.37	2483.36
83.0	2486.36	2489.35	2492.35	2495.34	2498.34	2501.34	2504.33	2507.33	2510.32	2513.32
84.0	2516.31	2519.31	2522.31	2525.30	2528.30	2531.29	2534.29	2537.28	2540.28	2543.27
85.0	2546.27	2549.27	2552.26	2555.26	2558.25	2561.25	2564.24	2567.24	2570.24	2573.23
86.0	2576.23	2579.22	2582.22	2585.21	2588.21	2591.21	2594.20	2597.20	2600.19	2603.19
87.0	2606.18	2609.18	2612.17	2615.17	2618.17	2621.16	2624.16	2627.15	2630.15	2633.14
88.0	2636.14	2639.14	2642.13	2645.13	2648.12	2651.12	2654.11	2657.11	2660.11	2663.10
89.0	2666.10	2669.09	2672.09	2675.08	2678.08	2681.07	2684.07	2687.07	2690.06	2693.06
90.0	2696.05	2699.05	2702.04	2705.04	2708.04	2711.03	2714.03	2717.02	2720.02	2723.01
91.0	2726.01	2729.01	2732.00	2735.00	2737.99	2740.99	2743.98	2746.98	2749.98	2752.97
92.0	2755.97	2758.96	2761.96	2764.95	2767.95	2770.94	2773.94	2776.94	2779.93	2782.93
93.0	2785.92	2788.92	2791.91	2794.91	2797.91	2800.90	2803.90	2806.89	2809.89	2812.88
94.0	2815.88	2818.88	2821.87	2824.87	2827.86	2830.86	2833.85	2836.85	2839.84	2842.84
95.0	2845.84	2848.83	2851.83	2854.82	2857.82	2860.81	2863.81	2866.81	2869.80	2872.80
96.0	2875.79	2878.79	2881.78	2884.78	2887.78	2890.77	2893.77	2896.76	2899.76	2902.75
97.0	2905.75	2908.74	2911.74	2914.74	2917.73	2920.73	2923.72	2926.72	2929.71	2932.71
98.0	2935.71	2938.70	2941.70	2944.69	2947.69	2950.68	2953.68	2956.68	2959.67	2962.67
99.0	2965.66	2968.66	2971.65	2974.65	2977.65	2980.64	2983.64	2986.63	2989.63	2992.62

DEFLECTION TO CONCENTRATION CONVERSION TABLE

LOCATION: ANAHEIM POLLUTANT: CO RANGE: 0 - 750 PPM CAL. DATE: 02/10/75 PAGE 1 OF 4

INSTRUMENT: AIA-21 TRAIN: MASS PIC: MALLOW

THE BEST CURVE FIT PROGRAM (IMPLEMENTED ON THE COMPUCORP MODEL 445) YIELDS COEFFICIENTS FOR THE EQUATION:

CONCENTRATION = A(0) + A(1)*DEFLECTION + A(2)*(DEFLECTION**2) + - - - - + A(4)*(DEFLECTION**4)

A(0) = -0.12954813D+01
A(1) = 0.49391370D+01
A(2) = 0.26445325D-01

CALIBRATION POINTS		CALCULATED VALUES			
DEFLECTION	CONCENTRATION	DEFLECTION	CONCENTRATION	DIFFERENCE	%ERROR
0.0	0.0	0.0	-1.3		
13.3	66.5	13.3	69.1	2.6	3.869
39.9	240.0	39.9	237.9	-2.1	-0.884
69.0	461.0	69.0	465.4	4.4	0.957
71.2	488.0	71.2	484.4	-3.6	-0.731

DEFLECTION TO CONCENTRATION CONVERSION TABLE

LOCATION: ANAHEIM POLLUTANT: CO RANGE: 0 - 750 PPM CAL. DATE: 02/10/75

DEFLECTION	CONCENTRATION									
	0.0	0.1	0.2	0.3	0.4	0.5	0.6	0.7	0.8	0.9
0.0	-1.30	-0.80	-0.31	0.19	0.68	1.18	1.68	2.17	2.67	3.17
1.0	3.67	4.17	4.67	5.17	5.67	6.17	6.67	7.18	7.68	8.18
2.0	8.69	9.19	9.70	10.20	10.71	11.22	11.73	12.23	12.74	13.25
3.0	13.76	14.27	14.78	15.29	15.80	16.32	16.83	17.34	17.86	18.37
4.0	18.88	19.40	19.92	20.43	20.95	21.47	21.98	22.50	23.02	23.54
5.0	24.06	24.58	25.10	25.62	26.15	26.67	27.19	27.72	28.24	28.77
6.0	29.29	29.82	30.34	30.87	31.40	31.93	32.45	32.98	33.51	34.04
7.0	34.57	35.11	35.64	36.17	36.70	37.24	37.77	38.30	38.84	39.37
8.0	39.91	40.45	40.98	41.52	42.06	42.60	43.14	43.68	44.22	44.76
9.0	45.30	45.84	46.38	46.93	47.47	48.01	48.56	49.10	49.65	50.19
10.0	50.74	51.29	51.84	52.38	52.93	53.48	54.03	54.58	55.13	55.68
11.0	56.23	56.79	57.34	57.89	58.45	59.00	59.56	60.11	60.67	61.23
12.0	61.78	62.34	62.90	63.46	64.02	64.58	65.14	65.70	66.26	66.82
13.0	67.38	67.95	68.51	69.07	69.64	70.20	70.77	71.33	71.90	72.47
14.0	73.04	73.60	74.17	74.74	75.31	75.88	76.45	77.02	77.60	78.17
15.0	78.74	79.32	79.89	80.46	81.04	81.61	82.19	82.77	83.34	83.92
16.0	84.50	85.08	85.66	86.24	86.82	87.40	87.98	88.56	89.15	89.73
17.0	90.31	90.90	91.48	92.07	92.65	93.24	93.83	94.41	95.00	95.59
18.0	96.18	96.77	97.36	97.95	98.54	99.13	99.72	100.31	100.91	101.50
19.0	102.09	102.69	103.28	103.88	104.48	105.07	105.67	106.27	106.87	107.47
20.0	108.07	108.67	109.27	109.87	110.47	111.07	111.67	112.28	112.88	113.48
21.0	114.09	114.69	115.30	115.91	116.51	117.12	117.73	118.34	118.95	119.56
22.0	120.17	120.78	121.39	122.00	122.61	123.22	123.84	124.45	125.06	125.68
23.0	126.29	126.91	127.53	128.14	128.76	129.38	130.00	130.62	131.24	131.86
24.0	132.48	133.10	133.72	134.34	134.96	135.59	136.21	136.84	137.46	138.09
25.0	138.71	139.34	139.96	140.59	141.22	141.85	142.48	143.11	143.74	144.37
26.0	145.00	145.63	146.26	146.90	147.53	148.16	148.80	149.43	150.07	150.70
27.0	151.34	151.98	152.61	153.25	153.89	154.53	155.17	155.81	156.45	157.09
28.0	157.73	158.38	159.02	159.66	160.31	160.95	161.60	162.24	162.89	163.53
29.0	164.18	164.83	165.48	166.12	166.77	167.42	168.07	168.72	169.38	170.03
30.0	170.68	171.33	171.99	172.64	173.29	173.95	174.60	175.26	175.92	176.57
31.0	177.23	177.89	178.55	179.21	179.87	180.53	181.19	181.85	182.51	183.17
32.0	183.84	184.50	185.16	185.83	186.49	187.16	187.83	188.49	189.16	189.83
33.0	190.50	191.16	191.83	192.50	193.17	193.84	194.52	195.19	195.86	196.53
34.0	197.21	197.88	198.55	199.23	199.91	200.58	201.26	201.94	202.61	203.29

DEFLECTION TO CONCENTRATION CONVERSION TABLE

LOCATION: ANAHEIM POLLUTANT: CO RANGE: 0 - 750 PPM CAL. DATE: 02/10/75

DEFLECTION	CONCENTRATION									
	0.0	0.1	0.2	0.3	0.4	0.5	0.6	0.7	0.8	0.9
35.0	203.97	204.65	205.33	206.01	206.69	207.37	208.05	208.74	209.42	210.10
36.0	210.79	211.47	212.16	212.84	213.53	214.21	214.90	215.59	216.28	216.97
37.0	217.66	218.35	219.04	219.73	220.42	221.11	221.80	222.50	223.19	223.88
38.0	224.58	225.27	225.97	226.67	227.36	228.06	228.76	229.46	230.15	230.85
39.0	231.55	232.25	232.96	233.66	234.36	235.06	235.76	236.47	237.17	237.88
40.0	238.58	239.29	239.99	240.70	241.41	242.12	242.82	243.53	244.24	244.95
41.0	245.66	246.37	247.09	247.80	248.51	249.22	249.94	250.65	251.37	252.08
42.0	252.80	253.51	254.23	254.95	255.67	256.38	257.10	257.82	258.54	259.26
43.0	259.98	260.71	261.43	262.15	262.87	263.60	264.32	265.05	265.77	266.50
44.0	267.22	267.95	268.68	269.41	270.14	270.86	271.59	272.32	273.05	273.79
45.0	274.52	275.25	275.98	276.72	277.45	278.18	278.92	279.65	280.39	281.13
46.0	281.86	282.60	283.34	284.08	284.82	285.56	286.30	287.04	287.78	288.52
47.0	289.26	290.00	290.75	291.49	292.24	292.98	293.73	294.47	295.22	295.97
48.0	296.71	297.46	298.21	298.96	299.71	300.46	301.21	301.96	302.71	303.46
49.0	304.22	304.97	305.72	306.48	307.23	307.99	308.75	309.50	310.26	311.02
50.0	311.77	312.53	313.29	314.05	314.81	315.57	316.33	317.10	317.86	318.62
51.0	319.38	320.15	320.91	321.68	322.44	323.21	323.98	324.74	325.51	326.28
52.0	327.05	327.82	328.59	329.36	330.13	330.90	331.67	332.44	333.22	333.99
53.0	334.76	335.54	336.31	337.09	337.86	338.64	339.42	340.20	340.97	341.75
54.0	342.53	343.31	344.09	344.87	345.65	346.44	347.22	348.00	348.79	349.57
55.0	350.35	351.14	351.92	352.71	353.50	354.28	355.07	355.86	356.65	357.44
56.0	358.23	359.02	359.81	360.60	361.39	362.19	362.98	363.77	364.57	365.36
57.0	366.16	366.95	367.75	368.54	369.34	370.14	370.94	371.74	372.54	373.34
58.0	374.14	374.94	375.74	376.54	377.34	378.15	378.95	379.75	380.56	381.36
59.0	382.17	382.98	383.78	384.59	385.40	386.21	387.02	387.82	388.63	389.44
60.0	390.26	391.07	391.88	392.69	393.51	394.32	395.13	395.95	396.76	397.58
61.0	398.40	399.21	400.03	400.85	401.67	402.48	403.30	404.12	404.94	405.77
62.0	406.59	407.41	408.23	409.05	409.88	410.70	411.53	412.35	413.18	414.00
63.0	414.83	415.66	416.49	417.32	418.14	418.97	419.80	420.63	421.47	422.30
64.0	423.13	423.96	424.80	425.63	426.46	427.30	428.13	428.97	429.81	430.64
65.0	431.48	432.32	433.16	434.00	434.83	435.68	436.52	437.36	438.20	439.04
66.0	439.88	440.73	441.57	442.41	443.26	444.10	444.95	445.80	446.64	447.49
67.0	448.34	449.19	450.04	450.89	451.74	452.59	453.44	454.29	455.14	456.00
68.0	456.85	457.70	458.56	459.41	460.27	461.12	461.98	462.84	463.69	464.55
69.0	465.41	466.27	467.13	467.99	468.85	469.71	470.57	471.44	472.30	473.16

DEFLECTION TO CONCENTRATION CONVERSION TABLE

LOCATION: ANAHEIM POLLUTANT: CO RANGE: 0 - 750 PPM CAL. DATE: 02/10/75

DEFLECTION	CONCENTRATION									
	0.0	0.1	0.2	0.3	0.4	0.5	0.6	0.7	0.8	0.9
70.0	474.03	474.89	475.76	476.62	477.49	478.35	479.22	480.09	480.96	481.82
71.0	482.69	483.56	484.43	485.30	486.18	487.05	487.92	488.79	489.67	490.54
72.0	491.42	492.29	493.17	494.04	494.92	495.80	496.67	497.55	498.43	499.31
73.0	500.19	501.07	501.95	502.83	503.71	504.60	505.48	506.36	507.25	508.13
74.0	509.02	509.90	510.79	511.67	512.56	513.45	514.34	515.23	516.11	517.00
75.0	517.89	518.79	519.68	520.57	521.46	522.35	523.25	524.14	525.04	525.93
76.0	526.83	527.72	528.62	529.52	530.42	531.31	532.21	533.11	534.01	534.91
77.0	535.81	536.71	537.62	538.52	539.42	540.32	541.23	542.13	543.04	543.94
78.0	544.85	545.76	546.66	547.57	548.48	549.39	550.30	551.21	552.12	553.03
79.0	553.94	554.85	555.77	556.68	557.59	558.51	559.42	560.34	561.25	562.17
80.0	563.09	564.00	564.92	565.84	566.76	567.68	568.60	569.52	570.44	571.36
81.0	572.28	573.21	574.13	575.05	575.98	576.90	577.83	578.75	579.68	580.60
82.0	581.53	582.46	583.39	584.32	585.25	586.18	587.11	588.04	588.97	589.90
83.0	590.83	591.77	592.70	593.64	594.57	595.51	596.44	597.38	598.31	599.25
84.0	600.19	601.13	602.07	603.01	603.95	604.89	605.83	606.77	607.71	608.66
85.0	609.60	610.54	611.49	612.43	613.38	614.32	615.27	616.22	617.16	618.11
86.0	619.06	620.01	620.96	621.91	622.86	623.81	624.76	625.71	626.67	627.62
87.0	628.57	629.53	630.48	631.44	632.39	633.35	634.31	635.27	636.22	637.18
88.0	638.14	639.10	640.06	641.02	641.98	642.94	643.91	644.87	645.83	646.80
89.0	647.76	648.73	649.69	650.66	651.62	652.59	653.56	654.53	655.50	656.46
90.0	657.43	658.40	659.37	660.35	661.32	662.29	663.26	664.24	665.21	666.18
91.0	667.16	668.14	669.11	670.09	671.06	672.04	673.02	674.00	674.98	675.96
92.0	676.94	677.92	678.90	679.88	680.86	681.85	682.83	683.81	684.80	685.78
93.0	686.77	687.76	688.74	689.73	690.72	691.71	692.69	693.68	694.67	695.66
94.0	696.65	697.65	698.64	699.63	700.62	701.62	702.61	703.60	704.60	705.60
95.0	706.59	707.59	708.59	709.58	710.58	711.58	712.58	713.58	714.58	715.58
96.0	716.58	717.58	718.59	719.59	720.59	721.60	722.60	723.61	724.61	725.62
97.0	726.62	727.63	728.64	729.65	730.66	731.67	732.68	733.69	734.70	735.71
98.0	736.72	737.73	738.75	739.76	740.77	741.79	742.80	743.82	744.84	745.85
99.0	746.87	747.89	748.91	749.92	750.94	751.96	752.98	754.01	755.03	756.05

DEFLECTION TO CONCENTRATION CONVERSION TABLE

LOCATION: ANAHEIM POLLUTANT: CO RANGE: 0 - 750 PPM CAL. DATE: 01/17/75

INSTRUMENT: AIA-21 TRAIN: MASS PIC: MALLOW

THE BEST CURVE FIT PROGRAM (IMPLEMENTED ON THE COMPUCORP MODEL 445) YIELDS COEFFICIENTS FOR THE EQUATION:

CONCENTRATION = A(0) + A(1)*DEFLECTION + A(2)*(DEFLECTION**2) + - - - - + A(4)*(DEFLECTION**4)

A(0) = -0.18088181D+01
A(1) = 0.49371767D+01
A(2) = 0.20422480D-01

CALIBRATION POINTS		CALCULATED VALUES			
DEFLECTION	CONCENTRATION	DEFLECTION	CONCENTRATION	DIFFERENCE	%ERROR
0.0	0.0	0.0	-1.8		
18.0	92.0	18.0	95.6	3.6	3.936
42.0	254.0	42.0	252.2	-1.8	-0.724
69.0	461.0	69.0	464.7	3.7	0.793
71.2	488.0	71.2	483.7	-4.3	-0.888
97.0	725.0	97.0	725.7	0.7	0.097

DEFLECTION TO CONCENTRATION CONVERSION TABLE

LOCATION: ANAHEIM POLLUTANT: CO RANGE: 0 - 750 PPM CAL. DATE: 01/17/75

DEFLECTION	CONCENTRATION									
	0.0	0.1	0.2	0.3	0.4	0.5	0.6	0.7	0.8	0.9
0.0	-1.81	-1.31	-0.82	-0.33	0.17	0.67	1.16	1.66	2.16	2.66
1.0	3.15	3.65	4.15	4.65	5.16	5.66	6.16	6.66	7.16	7.67
2.0	8.17	8.68	9.18	9.69	10.19	10.70	11.21	11.71	12.22	12.73
3.0	13.24	13.75	14.26	14.77	15.28	15.79	16.31	16.82	17.33	17.85
4.0	18.36	18.88	19.39	19.91	20.43	20.94	21.46	21.98	22.50	23.02
5.0	23.54	24.06	24.58	25.10	25.62	26.14	26.67	27.19	27.72	28.24
6.0	28.77	29.29	29.82	30.34	30.87	31.40	31.93	32.46	32.99	33.52
7.0	34.05	34.58	35.11	35.64	36.17	36.71	37.24	37.77	38.31	38.84
8.0	39.38	39.92	40.45	40.99	41.53	42.07	42.61	43.14	43.68	44.22
9.0	44.77	45.31	45.85	46.39	46.94	47.48	48.02	48.57	49.11	49.66
10.0	50.21	50.75	51.30	51.85	52.40	52.94	53.49	54.04	54.59	55.15
11.0	55.70	56.25	56.80	57.36	57.91	58.46	59.02	59.57	60.13	60.69
12.0	61.24	61.80	62.36	62.92	63.47	64.03	64.59	65.16	65.72	66.28
13.0	66.84	67.40	67.97	68.53	69.09	69.66	70.22	70.79	71.36	71.92
14.0	72.49	73.06	73.63	74.20	74.77	75.34	75.91	76.48	77.05	77.62
15.0	78.19	78.77	79.34	79.92	80.49	81.07	81.64	82.22	82.79	83.37
16.0	83.95	84.53	85.11	85.69	86.27	86.85	87.43	88.01	88.59	89.18
17.0	89.76	90.34	90.93	91.51	92.10	92.68	93.27	93.86	94.44	95.03
18.0	95.62	96.21	96.80	97.39	97.98	98.57	99.16	99.76	100.35	100.94
19.0	101.54	102.13	102.73	103.32	103.92	104.51	105.11	105.71	106.31	106.90
20.0	107.50	108.10	108.70	109.30	109.91	110.51	111.11	111.71	112.32	112.92
21.0	113.52	114.13	114.73	115.34	115.95	116.55	117.16	117.77	118.38	118.99
22.0	119.60	120.21	120.82	121.43	122.04	122.65	123.27	123.88	124.49	125.11
23.0	125.72	126.34	126.96	127.57	128.19	128.81	129.42	130.04	130.66	131.28
24.0	131.90	132.52	133.14	133.77	134.39	135.01	135.64	136.26	136.88	137.51
25.0	138.13	138.76	139.39	140.01	140.64	141.27	141.90	142.53	143.16	143.79
26.0	144.42	145.05	145.68	146.32	146.95	147.58	148.22	148.85	149.49	150.12
27.0	150.76	151.39	152.03	152.67	153.31	153.95	154.58	155.22	155.87	156.51
28.0	157.15	157.79	158.43	159.07	159.72	160.36	161.01	161.65	162.30	162.94
29.0	163.59	164.24	164.89	165.53	166.18	166.83	167.48	168.13	168.78	169.43
30.0	170.09	170.74	171.39	172.05	172.70	173.35	174.01	174.67	175.32	175.98
31.0	176.64	177.29	177.95	178.61	179.27	179.93	180.59	181.25	181.91	182.57
32.0	183.24	183.90	184.56	185.23	185.89	186.56	187.22	187.89	188.56	189.22
33.0	189.89	190.56	191.23	191.90	192.57	193.24	193.91	194.58	195.25	195.93
34.0	196.60	197.27	197.95	198.62	199.30	199.97	200.65	201.33	202.00	202.68

DEFLECTION TO CONCENTRATION CONVERSION TABLE

LOCATION: ANAHEIM POLLUTANT: CO RANGE: 0 - 750 PPM CAL. DATE: 01/17/75

DEFLECTION	CONCENTRATION									
	0.0	0.1	0.2	0.3	0.4	0.5	0.6	0.7	0.8	0.9
35.0	203.36	204.04	204.72	205.40	206.08	206.76	207.44	208.12	208.81	209.49
36.0	210.17	210.86	211.54	212.23	212.91	213.60	214.29	214.97	215.66	216.35
37.0	217.04	217.73	218.42	219.11	219.80	220.49	221.18	221.88	222.57	223.26
38.0	223.96	224.65	225.35	226.04	226.74	227.44	228.13	228.83	229.53	230.23
39.0	230.93	231.63	232.33	233.03	233.73	234.44	235.14	235.84	236.55	237.25
40.0	237.95	238.66	239.37	240.07	240.78	241.49	242.19	242.90	243.61	244.32
41.0	245.03	245.74	246.45	247.17	247.88	248.59	249.30	250.02	250.73	251.45
42.0	252.16	252.88	253.59	254.31	255.03	255.75	256.47	257.18	257.90	258.62
43.0	259.34	260.07	260.79	261.51	262.23	262.96	263.68	264.40	265.13	265.85
44.0	266.58	267.31	268.03	268.76	269.49	270.22	270.95	271.68	272.41	273.14
45.0	273.87	274.60	275.33	276.07	276.80	277.53	278.27	279.00	279.74	280.47
46.0	281.21	281.95	282.69	283.42	284.16	284.90	285.64	286.38	287.12	287.86
47.0	288.61	289.35	290.09	290.83	291.58	292.32	293.07	293.81	294.56	295.31
48.0	296.05	296.80	297.55	298.30	299.05	299.80	300.55	301.30	302.05	302.80
49.0	303.55	304.31	305.06	305.81	306.57	307.32	308.08	308.83	309.59	310.35
50.0	311.11	311.86	312.62	313.38	314.14	314.90	315.66	316.42	317.19	317.95
51.0	318.71	319.48	320.24	321.00	321.77	322.53	323.30	324.07	324.83	325.60
52.0	326.37	327.14	327.91	328.68	329.45	330.22	330.99	331.76	332.54	333.31
53.0	334.08	334.86	335.63	336.41	337.18	337.96	338.73	339.51	340.29	341.07
54.0	341.85	342.63	343.41	344.19	344.97	345.75	346.53	347.31	348.10	348.88
55.0	349.66	350.45	351.23	352.02	352.81	353.59	354.38	355.17	355.96	356.74
56.0	357.53	358.32	359.11	359.91	360.70	361.49	362.28	363.07	363.87	364.66
57.0	365.46	366.25	367.05	367.84	368.64	369.44	370.24	371.03	371.83	372.63
58.0	373.43	374.23	375.03	375.84	376.64	377.44	378.24	379.05	379.85	380.66
59.0	381.46	382.27	383.07	383.88	384.69	385.50	386.30	387.11	387.92	388.73
60.0	389.54	390.35	391.17	391.98	392.79	393.60	394.42	395.23	396.05	396.86
61.0	397.68	398.49	399.31	400.13	400.95	401.76	402.58	403.40	404.22	405.04
62.0	405.86	406.69	407.51	408.33	409.15	409.98	410.80	411.63	412.45	413.28
63.0	414.10	414.93	415.76	416.59	417.42	418.24	419.07	419.90	420.73	421.57
64.0	422.40	423.23	424.06	424.90	425.73	426.56	427.40	428.23	429.07	429.91
65.0	430.74	431.58	432.42	433.26	434.10	434.94	435.78	436.62	437.46	438.30
66.0	439.14	439.98	440.83	441.67	442.52	443.36	444.21	445.05	445.90	446.75
67.0	447.59	448.44	449.29	450.14	450.99	451.84	452.69	453.54	454.39	455.24
68.0	456.10	456.95	457.80	458.66	459.51	460.37	461.22	462.08	462.94	463.80
69.0	464.65	465.51	466.37	467.23	468.09	468.95	469.81	470.68	471.54	472.40

DEFLECTION TO CONCENTRATION CONVERSION TABLE

LOCATION: ANAHEIM POLLUTANT: CO RANGE: 0 - 750 PPM CAL. DATE: 01/17/75

DEFLECTION	CONCENTRATION									
	0.0	0.1	0.2	0.3	0.4	0.5	0.6	0.7	0.8	0.9
70.0	473.26	474.13	474.99	475.86	476.72	477.59	478.46	479.32	480.19	481.06
71.0	481.93	482.80	483.67	484.54	485.41	486.28	487.15	488.02	488.89	489.77
72.0	490.64	491.52	492.39	493.27	494.14	495.02	495.90	496.77	497.65	498.53
73.0	499.41	500.29	501.17	502.05	502.93	503.81	504.70	505.58	506.46	507.35
74.0	508.23	509.12	510.00	510.89	511.78	512.66	513.55	514.44	515.33	516.22
75.0	517.11	518.00	518.89	519.78	520.67	521.56	522.46	523.35	524.24	525.14
76.0	526.03	526.93	527.82	528.72	529.62	530.52	531.41	532.31	533.21	534.11
77.0	535.01	535.91	536.81	537.72	538.62	539.52	540.43	541.33	542.23	543.14
78.0	544.05	544.95	545.86	546.77	547.67	548.58	549.49	550.40	551.31	552.22
79.0	553.13	554.04	554.95	555.87	556.78	557.69	558.61	559.52	560.44	561.35
80.0	562.27	563.19	564.10	565.02	565.94	566.86	567.78	568.70	569.62	570.54
81.0	571.46	572.38	573.31	574.23	575.15	576.08	577.00	577.93	578.85	579.78
82.0	580.70	581.63	582.56	583.49	584.42	585.35	586.28	587.21	588.14	589.07
83.0	590.00	590.93	591.87	592.80	593.73	594.67	595.60	596.54	597.48	598.41
84.0	599.35	600.29	601.23	602.17	603.11	604.05	604.99	605.93	606.87	607.81
85.0	608.75	609.70	610.64	611.58	612.53	613.47	614.42	615.37	616.31	617.26
86.0	618.21	619.16	620.11	621.06	622.01	622.96	623.91	624.86	625.81	626.76
87.0	627.72	628.67	629.63	630.58	631.54	632.49	633.45	634.40	635.36	636.32
88.0	637.28	638.24	639.20	640.16	641.12	642.08	643.04	644.00	644.97	645.93
89.0	646.89	647.86	648.82	649.79	650.75	651.72	652.69	653.65	654.62	655.59
90.0	656.56	657.53	658.50	659.47	660.44	661.41	662.38	663.36	664.33	665.30
91.0	666.28	667.25	668.23	669.21	670.18	671.16	672.14	673.11	674.09	675.07
92.0	676.05	677.03	678.01	678.99	679.98	680.96	681.94	682.92	683.91	684.89
93.0	685.88	686.86	687.85	688.83	689.82	690.81	691.80	692.79	693.78	694.76
94.0	695.75	696.75	697.74	698.73	699.72	700.71	701.71	702.70	703.70	704.69
95.0	705.69	706.68	707.68	708.68	709.67	710.67	711.67	712.67	713.67	714.67
96.0	715.67	716.67	717.67	718.68	719.68	720.68	721.69	722.69	723.70	724.70
97.0	725.71	726.71	727.72	728.73	729.74	730.74	731.75	732.76	733.77	734.78
98.0	735.80	736.81	737.82	738.83	739.85	740.86	741.88	742.89	743.91	744.92
99.0	745.94	746.96	747.97	748.99	750.01	751.03	752.05	753.07	754.09	755.11

DEFLECTION TO CONCENTRATION CONVERSION TABLE

LOCATION: ANAHEIM POLLUTANT: CO RANGE: 0 - 3000 PPM CAL. DATE: 02/14/75

INSTRUMENT: 3158 TRAIN: MASS PIC: MALLOW

THE BEST CURVE FIT PROGRAM (IMPLEMENTED ON THE COMPUCORP MODEL 445) YIELDS COEFFICIENTS FOR THE EQUATION:

CONCENTRATION = A(0) + A(1)*DEFLECTION + A(2)*(DEFLECTION**2) + - - - - + A(4)*(DEFLECTION**4)

A(0) = 0.19461047D+01
A(1) = 0.21800778D+02
A(2) = 0.91748467D-01

CALIBRATION POINTS		CALCULATED VALUES			
DEFLECTION	CONCENTRATION	DEFLECTION	CONCENTRATION	DIFFERENCE	%ERROR
0.0	0.0	0.0	1.9		
19.3	461.0	19.3	456.9	-4.1	-0.896
41.0	1051.0	41.0	1050.0	-1.0	-0.095
61.5	1679.0	61.5	1689.7	10.7	0.637
78.3	2282.0	78.3	2271.4	-10.6	-0.463
95.0	2898.0	95.0	2901.0	3.0	0.105

DEFLECTION TO CONCENTRATION CONVERSION TABLE

LOCATION: ANAHEIM POLLUTANT: CO RANGE: 0 - 3000 PPM CAL. DATE: 02/14/75

DEFLECTION	CONCENTRATION									
	0.0	0.1	0.2	0.3	0.4	0.5	0.6	0.7	0.8	0.9
0.0	1.94	4.12	6.30	8.49	10.68	12.86	15.05	17.25	19.44	21.64
1.0	23.83	26.03	28.23	30.44	32.64	34.85	37.06	39.27	41.48	43.69
2.0	45.91	48.13	50.35	52.57	54.79	57.02	59.24	61.47	63.70	65.93
3.0	68.17	70.40	72.64	74.88	77.12	79.37	81.61	83.86	86.11	88.36
4.0	90.61	92.87	95.12	97.38	99.64	101.90	104.17	106.43	108.70	110.97
5.0	113.24	115.51	117.79	120.06	122.34	124.62	126.90	129.19	131.47	133.76
6.0	136.05	138.34	140.63	142.93	145.22	147.52	149.82	152.12	154.43	156.73
7.0	159.04	161.35	163.66	165.98	168.29	170.61	172.93	175.25	177.57	179.89
8.0	182.22	184.55	186.88	189.21	191.54	193.88	196.21	198.55	200.89	203.23
9.0	205.58	207.92	210.27	212.62	214.97	217.33	219.68	222.04	224.40	226.76
10.0	229.12	231.49	233.85	236.22	238.59	240.96	243.34	245.71	248.09	250.47
11.0	252.85	255.23	257.62	260.00	262.39	264.78	267.17	269.57	271.96	274.36
12.0	276.76	279.16	281.57	283.97	286.38	288.79	291.20	293.61	296.02	298.44
13.0	300.86	303.28	305.70	308.12	310.54	312.97	315.40	317.83	320.26	322.70
14.0	325.13	327.57	330.01	332.45	334.90	337.34	339.79	342.24	344.69	347.14
15.0	349.60	352.05	354.51	356.97	359.43	361.89	364.36	366.83	369.30	371.77
16.0	374.24	376.71	379.19	381.67	384.15	386.63	389.12	391.60	394.09	396.58
17.0	399.07	401.56	404.06	406.55	409.05	411.55	414.05	416.56	419.06	421.57
18.0	424.08	426.59	429.10	431.62	434.14	436.66	439.18	441.70	444.22	446.75
19.0	449.28	451.81	454.34	456.87	459.41	461.94	464.48	467.02	469.56	472.11
20.0	474.66	477.20	479.75	482.30	484.86	487.41	489.97	492.53	495.09	497.65
21.0	500.22	502.78	505.35	507.92	510.49	513.07	515.64	518.22	520.80	523.38
22.0	525.96	528.55	531.13	533.72	536.31	538.91	541.50	544.09	546.69	549.29
23.0	551.89	554.50	557.10	559.71	562.32	564.93	567.54	570.15	572.77	575.39
24.0	578.01	580.63	583.25	585.88	588.50	591.13	593.76	596.39	599.03	601.66
25.0	604.30	606.94	609.58	612.23	614.87	617.52	620.17	622.82	625.47	628.13
26.0	630.78	633.44	636.10	638.76	641.43	644.09	646.76	649.43	652.10	654.77
27.0	657.45	660.12	662.80	665.48	668.16	670.85	673.53	676.22	678.91	681.60
28.0	684.29	686.99	689.68	692.38	695.08	697.78	700.49	703.19	705.90	708.61
29.0	711.32	714.04	716.75	719.47	722.19	724.91	727.63	730.35	733.08	735.81
30.0	738.54	741.27	744.00	746.74	749.47	752.21	754.95	757.70	760.44	763.19
31.0	765.93	768.68	771.44	774.19	776.94	779.70	782.46	785.22	787.98	790.75
32.0	793.52	796.28	799.05	801.83	804.60	807.37	810.15	812.93	815.71	818.50
33.0	821.28	824.07	826.85	829.65	832.44	835.23	838.03	840.82	843.62	846.42
34.0	849.23	852.03	854.84	857.65	860.46	863.27	866.08	868.90	871.72	874.54

DEFLECTION TO CONCENTRATION CONVERSION TABLE

LOCATION: ANAHEIM PULLUTANT: CO RANGE: 0 - 3000 PPM CAL. DATE: 02/14/75

DEFLECTION	CONCENTRATION									
	0.0	0.1	0.2	0.3	0.4	0.5	0.6	0.7	0.8	0.9
35.0	877.36	880.18	883.01	885.83	888.66	891.49	894.33	897.16	900.00	902.83
36.0	905.67	908.52	911.36	914.20	917.05	919.90	922.75	925.60	928.46	931.31
37.0	934.17	937.03	939.89	942.76	945.62	948.49	951.36	954.23	957.10	959.98
38.0	962.85	965.73	968.61	971.49	974.38	977.26	980.15	983.04	985.93	988.83
39.0	991.72	994.62	997.52	1000.42	1003.32	1006.22	1009.13	1012.03	1014.94	1017.86
40.0	1020.77	1023.68	1026.60	1029.52	1032.44	1035.36	1038.29	1041.21	1044.14	1047.07
41.0	1050.00	1052.93	1055.87	1058.81	1061.75	1064.69	1067.63	1070.57	1073.52	1076.47
42.0	1079.42	1082.37	1085.32	1088.28	1091.23	1094.19	1097.15	1100.12	1103.08	1106.05
43.0	1109.02	1111.99	1114.96	1117.93	1120.91	1123.89	1126.86	1129.85	1132.83	1135.81
44.0	1138.80	1141.79	1144.78	1147.77	1150.76	1153.76	1156.76	1159.76	1162.76	1165.76
45.0	1168.77	1171.77	1174.78	1177.79	1180.80	1183.82	1186.83	1189.85	1192.87	1195.89
46.0	1198.92	1201.94	1204.97	1208.00	1211.03	1214.06	1217.09	1220.13	1223.17	1226.21
47.0	1229.25	1232.29	1235.34	1238.39	1241.43	1244.48	1247.54	1250.59	1253.65	1256.71
48.0	1259.77	1262.83	1265.89	1268.96	1272.02	1275.09	1278.16	1281.24	1284.31	1287.39
49.0	1290.47	1293.55	1296.63	1299.71	1302.80	1305.89	1308.97	1312.07	1315.16	1318.25
50.0	1321.35	1324.45	1327.55	1330.65	1333.76	1336.86	1339.97	1343.08	1346.19	1349.30
51.0	1352.42	1355.53	1358.65	1361.77	1364.90	1368.02	1371.15	1374.27	1377.40	1380.54
52.0	1383.67	1386.80	1389.94	1393.08	1396.22	1399.36	1402.51	1405.65	1408.80	1411.95
53.0	1415.10	1418.26	1421.41	1424.57	1427.73	1430.89	1434.05	1437.22	1440.38	1443.55
54.0	1446.72	1449.89	1453.07	1456.24	1459.42	1462.60	1465.78	1468.96	1472.15	1475.33
55.0	1478.52	1481.71	1484.90	1488.10	1491.29	1494.49	1497.69	1500.89	1504.10	1507.30
56.0	1510.51	1513.72	1516.93	1520.14	1523.35	1526.57	1529.79	1533.01	1536.23	1539.45
57.0	1542.68	1545.90	1549.13	1552.36	1555.59	1558.83	1562.06	1565.30	1568.54	1571.78
58.0	1575.03	1578.27	1581.52	1584.77	1588.02	1591.27	1594.53	1597.78	1601.04	1604.30
59.0	1607.56	1610.83	1614.09	1617.36	1620.63	1623.90	1627.17	1630.45	1633.72	1637.00
60.0	1640.28	1643.56	1646.85	1650.13	1653.42	1656.71	1660.00	1663.29	1666.59	1669.89
61.0	1673.18	1676.48	1679.79	1683.09	1686.40	1689.70	1693.01	1696.32	1699.64	1702.95
62.0	1706.27	1709.59	1712.91	1716.23	1719.56	1722.88	1726.21	1729.54	1732.87	1736.20
63.0	1739.54	1742.88	1746.22	1749.56	1752.90	1756.24	1759.59	1762.94	1766.29	1769.64
64.0	1772.99	1776.35	1779.70	1783.06	1786.42	1789.79	1793.15	1796.52	1799.89	1803.26
65.0	1806.63	1810.00	1813.38	1816.76	1820.13	1823.52	1826.90	1830.28	1833.67	1837.06
66.0	1840.45	1843.84	1847.23	1850.63	1854.03	1857.43	1860.83	1864.23	1867.64	1871.04
67.0	1874.45	1877.86	1881.27	1884.69	1888.10	1891.52	1894.94	1898.36	1901.79	1905.21
68.0	1908.64	1912.07	1915.50	1918.93	1922.36	1925.80	1929.24	1932.68	1936.12	1939.56
69.0	1943.01	1946.46	1949.90	1953.36	1956.81	1960.26	1963.72	1967.18	1970.64	1974.10

DEFLECTION TO CONCENTRATION CONVERSION TABLE

LOCATION: ANAHEIM PULLUTANT: CO RANGE: 0 - 3000 PPM CAL. DATE: 02/14/75

DEFLECTION	CONCENTRATION									
	0.0	0.1	0.2	0.3	0.4	0.5	0.6	0.7	0.8	0.9
70.0	1977.56	1981.03	1984.50	1987.96	1991.44	1994.91	1998.38	2001.86	2005.34	2008.82
71.0	2012.30	2015.76	2019.27	2022.76	2026.25	2029.74	2033.23	2036.73	2040.22	2043.72
72.0	2047.22	2050.72	2054.23	2057.73	2061.24	2064.75	2068.26	2071.77	2075.29	2078.81
73.0	2082.32	2085.85	2089.37	2092.89	2096.42	2099.95	2103.48	2107.01	2110.54	2114.08
74.0	2117.61	2121.15	2124.69	2128.23	2131.78	2135.33	2138.87	2142.42	2145.98	2149.53
75.0	2153.08	2156.64	2160.20	2163.76	2167.32	2170.89	2174.45	2178.02	2181.59	2185.17
76.0	2188.74	2192.31	2195.69	2199.47	2203.05	2206.64	2210.22	2213.81	2217.39	2220.99
77.0	2224.58	2228.17	2231.77	2235.36	2238.96	2242.57	2246.17	2249.77	2253.38	2256.99
78.0	2260.60	2264.21	2267.83	2271.44	2275.06	2278.68	2282.30	2285.92	2289.55	2293.18
79.0	2296.80	2300.43	2304.07	2307.70	2311.34	2314.98	2318.62	2322.26	2325.90	2329.55
80.0	2333.19	2336.84	2340.49	2344.15	2347.80	2351.46	2355.11	2358.77	2362.44	2366.10
81.0	2369.77	2373.43	2377.10	2380.77	2384.45	2388.12	2391.80	2395.48	2399.16	2402.84
82.0	2406.52	2410.21	2413.89	2417.58	2421.27	2424.97	2428.66	2432.36	2436.06	2439.76
83.0	2443.46	2447.16	2450.87	2454.58	2458.29	2462.00	2465.71	2469.43	2473.14	2476.86
84.0	2480.58	2484.31	2488.03	2491.76	2495.48	2499.21	2502.95	2506.68	2510.41	2514.15
85.0	2517.89	2521.63	2525.37	2529.12	2532.86	2536.61	2540.36	2544.11	2547.87	2551.62
86.0	2555.38	2559.14	2562.90	2566.66	2570.43	2574.19	2577.96	2581.73	2585.50	2589.28
87.0	2593.05	2596.83	2600.61	2604.39	2608.17	2611.96	2615.74	2619.53	2623.32	2627.12
88.0	2630.91	2634.71	2638.50	2642.30	2646.10	2649.91	2653.71	2657.52	2661.33	2665.14
89.0	2668.95	2672.76	2676.58	2680.40	2684.22	2688.04	2691.86	2695.69	2699.51	2703.34
90.0	2707.17	2711.01	2714.84	2718.68	2722.51	2726.35	2730.20	2734.04	2737.88	2741.73
91.0	2745.58	2749.43	2753.28	2757.14	2760.99	2764.85	2768.71	2772.57	2776.44	2780.30
92.0	2784.17	2788.04	2791.91	2795.78	2799.66	2803.54	2807.41	2811.29	2815.18	2819.06
93.0	2822.95	2826.85	2830.72	2834.61	2838.51	2842.40	2846.30	2850.20	2854.10	2858.00
94.0	2861.90	2865.81	2869.72	2873.63	2877.54	2881.45	2885.37	2889.28	2893.20	2897.12
95.0	2901.04	2904.97	2908.90	2912.82	2916.75	2920.68	2924.62	2928.55	2932.49	2936.43
96.0	2940.37	2944.31	2948.26	2952.20	2956.15	2960.10	2964.05	2968.01	2971.96	2975.92
97.0	2979.88	2983.84	2987.80	2991.77	2995.73	2999.70	3003.67	3007.64	3011.62	3015.59
98.0	3019.57	3023.55	3027.53	3031.51	3035.50	3039.48	3043.47	3047.46	3051.45	3055.45
99.0	3059.44	3063.44	3067.44	3071.44	3075.45	3079.45	3083.46	3087.47	3091.48	3095.49

DEFLECTION TO CONCENTRATION CONVERSION TABLE

LOCATION: ANAHEIM POLLUTANT: CO RANGE: 0 - 3000 PPM CAL. DATE: 01/14/75

INSTRUMENT: NDIR315B TRAIN: MASS PIC: MCMILLEN

THE BEST CURVE FIT PROGRAM (IMPLEMENTED ON THE COMPUCORP MODEL 445) YIELDS COEFFICIENTS FOR THE EQUATION:

CONCENTRATION = A(0) + A(1)*DEFLECTION + A(2)*(DEFLECTION**2) + - - - - + A(4)*(DEFLECTION**4)

A(0) = 0.86687004D+00
A(1) = 0.22237752D+02
A(2) = 0.86657490D-01

CALIBRATION POINTS		CALCULATED VALUES			
DEFLECTION	CONCENTRATION	DEFLECTION	CONCENTRATION	DIFFERENCE	%ERROR
0.0	0.0	0.0	0.9		
19.2	461.0	19.2	459.2	-1.8	-0.390
40.2	1051.0	40.2	1033.7	-17.3	-1.650
61.5	1679.0	61.5	1694.4	15.4	0.917
78.5	2282.0	78.5	2278.2	-3.8	-0.167
95.0	2898.0	95.0	2892.7	-5.3	-0.183

DEFLECTION TO CONCENTRATION CONVERSION TABLE

LOCATION: ANAHEIM POLLUTANT: CO RANGE: 0 - 3000 PPM CAL. DATE: 01/14/75

DEFLECTION	CONCENTRATION									
	0.0	0.1	0.2	0.3	0.4	0.5	0.6	0.7	0.8	0.9
0.0	0.87	3.09	5.31	7.54	9.76	11.99	14.22	16.45	18.69	20.92
1.0	23.16	25.40	27.64	29.88	32.13	34.37	36.62	38.87	41.12	43.37
2.0	45.63	47.89	50.14	52.40	54.66	56.93	59.19	61.46	63.73	66.00
3.0	68.27	70.54	72.82	75.10	77.38	79.66	81.95	84.23	86.51	88.80
4.0	91.08	93.38	95.67	97.96	100.26	102.56	104.86	107.16	109.46	111.77
5.0	114.07	116.38	118.69	121.00	123.32	125.63	127.95	130.27	132.59	134.91
6.0	137.23	139.56	141.89	144.22	146.55	148.88	151.21	153.55	155.89	158.23
7.0	160.57	162.91	165.26	167.60	169.95	172.30	174.65	177.00	179.36	181.72
8.0	184.07	186.44	188.80	191.16	193.53	195.89	198.26	200.63	203.01	205.38
9.0	207.76	210.13	212.51	214.89	217.28	219.66	222.05	224.44	226.83	229.22
10.0	231.61	234.01	236.40	238.80	241.20	243.60	246.01	248.41	250.82	253.23
11.0	255.64	258.05	260.46	262.88	265.30	267.72	270.14	272.56	274.98	277.41
12.0	279.84	282.27	284.70	287.13	289.57	292.00	294.44	296.88	299.32	301.77
13.0	304.21	306.66	309.11	311.56	314.01	316.46	318.92	321.38	323.84	326.30
14.0	328.76	331.22	333.69	336.16	338.63	341.10	343.57	346.05	348.52	351.00
15.0	353.48	355.96	358.45	360.93	363.42	365.91	368.40	370.89	373.38	375.88
16.0	378.38	380.87	383.37	385.88	388.38	390.89	393.39	395.90	398.42	400.93
17.0	403.44	405.96	408.48	411.00	413.52	416.04	418.57	421.09	423.62	426.15
18.0	428.68	431.22	433.75	436.29	438.83	441.37	443.91	446.46	449.00	451.55
19.0	454.10	456.65	459.20	461.76	464.31	466.87	469.43	471.99	474.55	477.12
20.0	479.68	482.25	484.82	487.40	489.97	492.54	495.12	497.70	500.28	502.86
21.0	505.45	508.03	510.62	513.21	515.80	518.39	520.99	523.58	526.18	528.78
22.0	531.38	533.98	536.59	539.19	541.80	544.41	547.02	549.64	552.25	554.87
23.0	557.49	560.11	562.73	565.35	567.98	570.61	573.23	575.87	578.50	581.13
24.0	583.77	586.41	589.04	591.69	594.33	596.97	599.62	602.27	604.92	607.57
25.0	610.22	612.88	615.53	618.19	620.85	623.51	626.18	628.84	631.51	634.18
26.0	636.85	639.52	642.20	644.87	647.55	650.23	652.91	655.59	658.28	660.96
27.0	663.65	666.34	669.03	671.72	674.42	677.11	679.81	682.51	685.21	687.92
28.0	690.62	693.33	696.04	698.75	701.46	704.18	706.89	709.61	712.33	715.05
29.0	717.77	720.49	723.22	725.95	728.68	731.41	734.14	736.88	739.61	742.35
30.0	745.09	747.83	750.58	753.32	756.07	758.82	761.57	764.32	767.07	769.83
31.0	772.59	775.34	778.10	780.87	783.63	786.40	789.16	791.93	794.71	797.48
32.0	800.25	803.03	805.81	808.59	811.37	814.15	816.94	819.72	822.51	825.30
33.0	828.09	830.89	833.68	836.48	839.28	842.08	844.88	847.68	850.49	853.30
34.0	856.11	858.92	861.73	864.54	867.36	870.18	873.00	875.82	878.64	881.47

DEFLECTION TO CONCENTRATION CONVERSION TABLE

LOCATION: ANAHEIM PCLLUTANT: CO RANGE: 0 - 3000 PPM CAL. DATE: 01/14/75

DEFLECTION	CONCENTRATION									
	0.0	0.1	0.2	0.3	0.4	0.5	0.6	0.7	0.8	0.9
35.0	884.29	887.12	889.95	892.78	895.62	898.45	901.29	904.13	906.97	909.81
36.0	912.65	915.50	918.35	921.20	924.05	926.90	929.75	932.61	935.47	938.33
37.0	941.19	944.05	946.92	949.78	952.65	955.52	958.39	961.26	964.14	967.02
38.0	969.90	972.78	975.66	978.54	981.43	984.31	987.20	990.09	992.99	995.88
39.0	998.78	1001.67	1004.57	1007.47	1010.38	1013.28	1016.19	1019.09	1022.00	1024.92
40.0	1027.83	1030.74	1033.66	1036.58	1039.50	1042.42	1045.34	1048.27	1051.20	1054.13
41.0	1057.06	1059.99	1062.92	1065.86	1068.80	1071.73	1074.68	1077.62	1080.56	1083.51
42.0	1086.46	1089.41	1092.36	1095.31	1098.27	1101.22	1104.18	1107.14	1110.10	1113.06
43.0	1116.03	1119.00	1121.97	1124.94	1127.91	1130.88	1133.86	1136.83	1139.81	1142.79
44.0	1145.78	1148.76	1151.75	1154.73	1157.72	1160.72	1163.71	1166.70	1169.70	1172.70
45.0	1175.70	1178.70	1181.70	1184.71	1187.71	1190.72	1193.73	1196.74	1199.76	1202.77
46.0	1205.79	1208.81	1211.83	1214.85	1217.88	1220.90	1223.93	1226.96	1229.99	1233.02
47.0	1236.06	1239.09	1242.13	1245.17	1248.21	1251.26	1254.30	1257.35	1260.40	1263.45
48.0	1266.50	1269.55	1272.61	1275.66	1278.72	1281.78	1284.85	1287.91	1290.98	1294.04
49.0	1297.11	1300.18	1303.26	1306.33	1309.41	1312.48	1315.56	1318.64	1321.73	1324.81
50.0	1327.90	1330.99	1334.08	1337.17	1340.26	1343.36	1346.45	1349.55	1352.65	1355.75
51.0	1358.86	1361.96	1365.07	1368.18	1371.29	1374.40	1377.52	1380.63	1383.75	1386.87
52.0	1389.99	1393.11	1396.24	1399.37	1402.49	1405.62	1408.76	1411.89	1415.02	1418.16
53.0	1421.30	1424.44	1427.58	1430.72	1433.87	1437.02	1440.17	1443.32	1446.47	1449.62
54.0	1452.78	1455.94	1459.10	1462.26	1465.42	1468.58	1471.75	1474.92	1478.09	1481.26
55.0	1484.43	1487.61	1490.78	1493.96	1497.14	1500.32	1503.51	1506.69	1509.88	1513.07
56.0	1516.26	1519.45	1522.65	1525.84	1529.04	1532.24	1535.44	1538.64	1541.85	1545.05
57.0	1548.26	1551.47	1554.68	1557.89	1561.11	1564.32	1567.54	1570.76	1573.98	1577.21
58.0	1580.43	1583.66	1586.89	1590.12	1593.35	1596.58	1599.82	1603.06	1606.30	1609.54
59.0	1612.78	1616.02	1619.27	1622.52	1625.77	1629.02	1632.27	1635.53	1638.78	1642.04
60.0	1645.30	1648.56	1651.82	1655.09	1658.36	1661.62	1664.89	1668.17	1671.44	1674.72
61.0	1677.99	1681.27	1684.55	1687.83	1691.12	1694.40	1697.69	1700.98	1704.27	1707.56
62.0	1710.86	1714.16	1717.45	1720.75	1724.05	1727.36	1730.66	1733.97	1737.28	1740.59
63.0	1743.90	1747.21	1750.53	1753.84	1757.16	1760.48	1763.81	1767.13	1770.46	1773.78
64.0	1777.11	1780.44	1783.78	1787.11	1790.45	1793.78	1797.12	1800.46	1803.81	1807.15
65.0	1810.50	1813.85	1817.20	1820.55	1823.90	1827.26	1830.61	1833.97	1837.33	1840.70
66.0	1844.06	1847.42	1850.79	1854.16	1857.53	1860.90	1864.28	1867.65	1871.03	1874.41
67.0	1877.79	1881.18	1884.56	1887.95	1891.33	1894.72	1898.12	1901.51	1904.90	1908.30
68.0	1911.70	1915.10	1918.50	1921.90	1925.31	1928.72	1932.13	1935.54	1938.95	1942.36
69.0	1945.78	1949.20	1952.62	1956.04	1959.46	1962.88	1966.31	1969.74	1973.17	1976.60

DEFLECTION TO CONCENTRATION CONVERSION TABLE

LOCATION: ANAHEIM POLLUTANT: CO RANGE: 0 - 3000 PPM CAL. DATE: 01/14/75

DEFLECTION	CONCENTRATION									
	0.0	0.1	0.2	0.3	0.4	0.5	0.6	0.7	0.8	0.9
70.0	1980.03	1983.47	1986.90	1990.34	1993.78	1997.22	2000.67	2004.11	2007.56	2011.01
71.0	2014.46	2017.91	2021.36	2024.82	2028.28	2031.74	2035.20	2038.66	2042.12	2045.59
72.0	2049.06	2052.53	2056.00	2059.47	2062.95	2066.42	2069.90	2073.38	2076.86	2080.35
73.0	2083.83	2087.32	2090.81	2094.30	2097.79	2101.28	2104.78	2108.27	2111.77	2115.27
74.0	2118.78	2122.28	2125.79	2129.30	2132.80	2136.32	2139.83	2143.34	2146.86	2150.38
75.0	2153.90	2157.42	2160.94	2164.47	2167.99	2171.52	2175.05	2178.58	2182.12	2185.65
76.0	2189.19	2192.73	2196.27	2199.81	2203.36	2206.90	2210.45	2214.00	2217.55	2221.10
77.0	2224.66	2228.21	2231.77	2235.33	2238.89	2242.45	2246.02	2249.59	2253.15	2256.72
78.0	2260.30	2263.87	2267.45	2271.02	2274.60	2278.18	2281.76	2285.35	2288.93	2292.52
79.0	2296.11	2299.70	2303.29	2306.89	2310.48	2314.08	2317.68	2321.28	2324.88	2328.49
80.0	2332.10	2335.70	2339.31	2342.93	2346.54	2350.15	2353.77	2357.39	2361.01	2364.63
81.0	2368.26	2371.88	2375.51	2379.14	2382.77	2386.40	2390.03	2393.67	2397.31	2400.95
82.0	2404.59	2408.23	2411.88	2415.52	2419.17	2422.82	2426.47	2430.12	2433.78	2437.44
83.0	2441.09	2444.75	2448.42	2452.08	2455.75	2459.41	2463.08	2466.75	2470.42	2474.10
84.0	2477.77	2481.45	2485.13	2488.81	2492.49	2496.18	2499.86	2503.55	2507.24	2510.93
85.0	2514.63	2518.32	2522.02	2525.72	2529.42	2533.12	2536.82	2540.53	2544.23	2547.94
86.0	2551.65	2555.37	2559.08	2562.79	2566.51	2570.23	2573.95	2577.67	2581.40	2585.12
87.0	2588.85	2592.58	2596.31	2600.05	2603.78	2607.52	2611.26	2615.00	2618.74	2622.48
88.0	2626.23	2629.97	2633.72	2637.47	2641.22	2644.98	2648.73	2652.49	2656.25	2660.01
89.0	2663.77	2667.54	2671.30	2675.07	2678.84	2682.61	2686.36	2690.16	2693.93	2697.71
90.0	2701.49	2705.27	2709.06	2712.84	2716.63	2720.42	2724.21	2728.00	2731.79	2735.59
91.0	2739.38	2743.18	2746.98	2750.79	2754.59	2758.40	2762.20	2766.01	2769.82	2773.64
92.0	2777.45	2781.27	2785.08	2788.90	2792.72	2796.55	2800.37	2804.20	2808.03	2811.86
93.0	2815.69	2819.52	2823.36	2827.19	2831.03	2834.87	2838.72	2842.56	2846.41	2850.25
94.0	2854.10	2857.95	2861.81	2865.66	2869.52	2873.37	2877.23	2881.09	2884.96	2888.82
95.0	2892.69	2896.56	2900.43	2904.30	2908.17	2912.05	2915.92	2919.80	2923.68	2927.56
96.0	2931.45	2935.33	2939.22	2943.11	2947.00	2950.89	2954.79	2958.68	2962.58	2966.48
97.0	2970.38	2974.28	2978.19	2982.09	2986.00	2989.91	2993.82	2997.74	3001.65	3005.57
98.0	3009.49	3013.41	3017.33	3021.25	3025.18	3029.10	3033.03	3036.96	3040.90	3044.83
99.0	3048.77	3052.70	3056.64	3060.58	3064.53	3068.47	3072.42	3076.36	3080.31	3084.26

DEFLECTION TO CONCENTRATION CONVERSION TABLE

LOCATION: ANAHEIM POLLUTANT: CO RANGE: 0 - 3000 PPM CAL. DATE: 02/10/75

INSTRUMENT: AIA-2 TRAIN: 7-M PIC: VALENCIA

THE BEST CURVE FIT PROGRAM (IMPLEMENTED ON THE COMPUCORP MODEL 445) YIELDS COEFFICIENTS FOR THE EQUATION:

CONCENTRATION = A(0) + A(1)*DEFLECTION + A(2)*(DEFLECTION**2) + - - - - + A(4)*(DEFLECTION**4)

A(0) = 0.64174461D+01
A(1) = 0.16236572D+02
A(2) = 0.13026042D+00

CALIBRATION POINTS		CALCULATED VALUES			
DEFLECTION	CONCENTRATION	DEFLECTION	CONCENTRATION	DIFFERENCE	%ERROR
0.0	0.0	0.0	6.4		
23.0	461.0	23.0	448.8	-12.2	-2.654
46.9	1051.0	46.9	1054.4	3.4	0.327
66.8	1679.0	66.8	1672.3	-6.7	-0.401
84.5	2282.0	84.5	2308.5	26.5	1.161
96.0	2783.0	96.0	2765.6	-17.4	-0.625

DEFLECTION TO CONCENTRATION CONVERSION TABLE

LOCATION: ANAHEIM POLLUTANT: CO RANGE: 0 - 3000 PPM CAL. DATE: 02/10/75

DEFLECTION	CONCENTRATION 0.0	0.1	0.2	0.3	0.4	0.5	0.6	0.7	0.8	0.9
0.0	6.42	8.04	9.67	11.30	12.93	14.57	16.21	17.85	19.49	21.14
1.0	22.78	24.44	26.09	27.75	29.40	31.07	32.73	34.40	36.07	37.74
2.0	39.41	41.09	42.77	44.45	46.14	47.82	49.51	51.21	52.90	54.60
3.0	56.30	58.00	59.71	61.42	63.13	64.84	66.56	68.28	70.00	71.72
4.0	73.45	75.18	76.91	78.64	80.38	82.12	83.86	85.61	87.35	89.10
5.0	90.86	92.61	94.37	96.13	97.89	99.66	101.43	103.20	104.97	106.75
6.0	108.53	110.31	112.09	113.88	115.67	117.46	119.25	121.05	122.85	124.65
7.0	126.46	128.26	130.07	131.89	133.70	135.52	137.34	139.16	140.99	142.82
8.0	144.65	146.48	148.32	150.15	152.00	153.84	155.69	157.54	159.39	161.24
9.0	163.10	164.96	166.82	168.68	170.55	172.42	174.29	176.17	178.05	179.93
10.0	181.81	183.69	185.58	187.47	189.37	191.26	193.16	195.06	196.97	198.87
11.0	200.78	202.69	204.61	206.52	208.44	210.37	212.29	214.22	216.15	218.08
12.0	220.01	221.95	223.89	225.83	227.78	229.73	231.68	233.63	235.59	237.55
13.0	239.51	241.47	243.44	245.41	247.38	249.35	251.33	253.31	255.29	257.27
14.0	259.26	261.25	263.24	265.24	267.23	269.23	271.24	273.24	275.25	277.26
15.0	279.27	281.29	283.31	285.33	287.35	289.38	291.41	293.44	295.47	297.51
16.0	299.55	301.59	303.64	305.68	307.73	309.78	311.84	313.90	315.96	318.02
17.0	320.08	322.15	324.22	326.30	328.37	330.45	332.53	334.61	336.70	338.79
18.0	340.88	342.97	345.07	347.17	349.27	351.38	353.48	355.59	357.70	359.82
19.0	361.94	364.06	366.18	368.30	370.43	372.56	374.70	376.83	378.97	381.11
20.0	383.25	385.40	387.55	389.70	391.85	394.01	396.17	398.33	400.49	402.66
21.0	404.83	407.00	409.18	411.35	413.53	415.72	417.90	420.09	422.28	424.47
22.0	426.67	428.87	431.07	433.27	435.48	437.68	439.90	442.11	444.33	446.54
23.0	448.77	450.99	453.22	455.45	457.68	459.91	462.15	464.39	466.63	468.88
24.0	471.13	473.38	475.63	477.88	480.14	482.40	484.67	486.93	489.20	491.47
25.0	493.74	496.02	498.30	500.58	502.87	505.15	507.44	509.73	512.03	514.32
26.0	516.62	518.93	521.23	523.54	525.85	528.16	530.48	532.80	535.12	537.44
27.0	539.76	542.09	544.42	546.76	549.09	551.43	553.77	556.12	558.46	560.81
28.0	563.17	565.52	567.88	570.24	572.60	574.96	577.33	579.70	582.07	584.45
29.0	586.83	589.21	591.59	593.98	596.36	598.76	601.15	603.55	605.94	608.35
30.0	610.75	613.16	615.56	617.98	620.39	622.81	625.23	627.65	630.07	632.50
31.0	634.93	637.36	639.80	642.24	644.68	647.12	649.57	652.01	654.47	656.92
32.0	659.37	661.83	664.29	666.76	669.22	671.69	674.17	676.64	679.12	681.60
33.0	684.08	686.56	689.05	691.54	694.03	696.53	699.03	701.53	704.03	706.53
34.0	709.04	711.55	714.07	716.58	719.10	721.62	724.15	726.67	729.20	731.73

C-90

DEFLECTION TO CONCENTRATION CONVERSION TABLE

LOCATION: ANAHEIM POLLUTANT: CO RANGE: 0 - 3000 PPM CAL. DATE: 02/10/75

DEFLECTION	CONCENTRATION									
	0.0	0.1	0.2	0.3	0.4	0.5	0.6	0.7	0.8	0.9
35.0	734.27	736.80	739.34	741.88	744.43	746.98	749.53	752.08	754.63	757.19
36.0	759.75	762.31	764.88	767.45	770.02	772.59	775.17	777.75	780.33	782.91
37.0	785.50	788.09	790.68	793.27	795.87	798.47	801.07	803.67	806.28	808.89
38.0	811.50	814.12	816.74	819.36	821.98	824.60	827.23	829.86	832.50	835.13
39.0	837.77	840.41	843.05	845.70	848.35	851.00	853.66	856.31	858.97	861.63
40.0	864.30	866.96	869.63	872.31	874.98	877.66	880.34	883.02	885.71	888.39
41.0	891.08	893.78	896.47	899.17	901.87	904.58	907.28	909.99	912.70	915.42
42.0	918.13	920.85	923.57	926.30	929.03	931.75	934.49	937.22	939.96	942.70
43.0	945.44	948.19	950.93	953.69	956.44	959.19	961.95	964.71	967.48	970.24
44.0	973.01	975.78	978.56	981.33	984.11	986.89	989.68	992.46	995.25	998.05
45.0	1000.84	1003.64	1006.44	1009.24	1012.05	1014.85	1017.66	1020.48	1023.29	1026.11
46.0	1028.93	1031.75	1034.58	1037.41	1040.24	1043.07	1045.91	1048.75	1051.59	1054.44
47.0	1057.28	1060.13	1062.98	1065.84	1068.70	1071.55	1074.42	1077.28	1080.15	1083.02
48.0	1085.89	1088.77	1091.65	1094.53	1097.41	1100.30	1103.18	1106.08	1108.97	1111.87
49.0	1114.76	1117.67	1120.57	1123.48	1126.39	1129.30	1132.21	1135.13	1138.05	1140.97
50.0	1143.90	1146.82	1149.75	1152.69	1155.62	1158.56	1161.50	1164.44	1167.39	1170.34
51.0	1173.29	1176.24	1179.20	1182.16	1185.12	1188.08	1191.05	1194.02	1196.99	1199.97
52.0	1202.94	1205.92	1208.91	1211.89	1214.88	1217.87	1220.86	1223.86	1226.85	1229.85
53.0	1232.86	1235.86	1238.87	1241.88	1244.90	1247.91	1250.93	1253.95	1256.98	1260.00
54.0	1263.03	1266.06	1269.10	1272.14	1275.17	1278.22	1281.26	1284.31	1287.36	1290.41
55.0	1293.47	1296.52	1299.59	1302.65	1305.71	1308.78	1311.85	1314.93	1318.00	1321.08
56.0	1324.16	1327.25	1330.33	1333.42	1336.51	1339.61	1342.70	1345.80	1348.91	1352.01
57.0	1355.12	1358.23	1361.34	1364.46	1367.57	1370.69	1373.82	1376.94	1380.07	1383.20
58.0	1386.33	1389.47	1392.61	1395.75	1398.89	1402.04	1405.19	1408.34	1411.50	1414.65
59.0	1417.81	1420.97	1424.14	1427.31	1430.48	1433.65	1436.82	1440.00	1443.18	1446.36
60.0	1449.55	1452.74	1455.93	1459.12	1462.32	1465.52	1468.72	1471.92	1475.13	1478.34
61.0	1481.55	1484.76	1487.98	1491.20	1494.42	1497.64	1500.87	1504.10	1507.33	1510.57
62.0	1513.81	1517.05	1520.29	1523.53	1526.78	1530.03	1533.29	1536.54	1539.80	1543.06
63.0	1546.33	1549.59	1552.86	1556.13	1559.41	1562.68	1565.96	1569.24	1572.53	1575.82
64.0	1579.10	1582.40	1585.69	1588.99	1592.29	1595.59	1598.90	1602.21	1605.52	1608.83
65.0	1612.15	1615.46	1618.78	1622.11	1625.43	1628.76	1632.09	1635.43	1638.76	1642.10
66.0	1645.45	1648.79	1652.14	1655.49	1658.84	1662.19	1665.55	1668.91	1672.27	1675.64
67.0	1679.01	1682.38	1685.75	1689.13	1692.50	1695.89	1699.27	1702.66	1706.04	1709.44
68.0	1712.83	1716.23	1719.62	1723.03	1726.43	1729.84	1733.25	1736.66	1740.07	1743.49
69.0	1746.91	1750.33	1753.76	1757.19	1760.62	1764.05	1767.49	1770.92	1774.36	1777.81

C-91

DEFLECTION TO CONCENTRATION CONVERSION TABLE

LOCATION: ANAHEIM POLLUTANT: CO RANGE: 0 - 3000 PPM CAL. DATE: 02/10/75

DEFLECTION	CONCENTRATION									
	0.0	0.1	0.2	0.3	0.4	0.5	0.6	0.7	0.8	0.9
70.0	1781.25	1784.70	1788.15	1791.61	1795.06	1798.52	1801.98	1805.45	1808.92	1812.39
71.0	1815.86	1819.33	1822.81	1826.29	1829.77	1833.26	1836.74	1840.23	1843.73	1347.22
72.0	1850.72	1854.22	1857.73	1861.23	1864.74	1868.25	1871.76	1875.28	1878.80	1882.32
73.0	1885.85	1889.37	1892.90	1896.43	1899.97	1903.51	1907.04	1910.59	1914.13	1917.68
74.0	1921.23	1924.78	1928.34	1931.90	1935.46	1939.02	1942.59	1946.15	1949.73	1953.30
75.0	1956.88	1960.45	1964.04	1967.62	1971.21	1974.80	1978.39	1981.98	1985.58	1989.18
76.0	1992.78	1996.39	1999.99	2003.60	2007.22	2010.83	2014.45	2018.07	2021.69	2025.32
77.0	2028.95	2032.58	2036.21	2039.85	2043.49	2047.13	2050.77	2054.42	2058.07	2061.72
78.0	2065.37	2069.03	2072.69	2076.35	2080.02	2083.69	2087.36	2091.03	2094.70	2098.38
79.0	2102.06	2105.75	2109.43	2113.12	2116.81	2120.50	2124.20	2127.90	2131.60	2135.30
80.0	2139.01	2142.72	2146.43	2150.15	2153.86	2157.58	2161.30	2165.03	2168.76	2172.49
81.0	2176.22	2179.95	2183.69	2187.43	2191.18	2194.92	2198.67	2202.42	2206.17	2209.93
82.0	2213.69	2217.45	2221.21	2224.98	2228.75	2232.52	2236.29	2240.07	2243.85	2247.63
83.0	2251.42	2255.20	2258.99	2262.79	2266.58	2270.38	2274.18	2277.98	2281.79	2285.60
84.0	2289.41	2293.22	2297.04	2300.86	2304.68	2308.50	2312.33	2316.16	2319.99	2323.82
85.0	2327.66	2331.50	2335.34	2339.18	2343.03	2346.88	2350.73	2354.59	2358.45	2362.31
86.0	2366.17	2370.03	2373.90	2377.77	2381.65	2385.52	2389.40	2393.28	2397.17	2401.05
87.0	2404.94	2408.83	2412.73	2416.62	2420.52	2424.42	2428.33	2432.24	2436.15	2440.06
88.0	2443.97	2447.89	2451.81	2455.73	2459.66	2463.59	2467.52	2471.45	2475.39	2479.32
89.0	2483.27	2487.21	2491.16	2495.10	2499.06	2503.01	2506.97	2510.93	2514.89	2518.85
90.0	2522.82	2526.79	2530.76	2534.74	2538.71	2542.69	2546.68	2550.66	2554.65	2558.64
91.0	2562.63	2566.63	2570.63	2574.63	2578.63	2582.64	2586.65	2590.66	2594.67	2598.69
92.0	2602.71	2606.73	2610.75	2614.78	2618.81	2622.84	2626.88	2630.91	2634.95	2639.00
93.0	2643.04	2647.09	2651.14	2655.19	2659.25	2663.31	2667.37	2671.43	2675.50	2679.57
94.0	2683.64	2687.71	2691.79	2695.87	2699.95	2704.03	2708.12	2712.21	2716.30	2720.40
95.0	2724.49	2728.59	2732.70	2736.80	2740.91	2745.02	2749.13	2753.25	2757.36	2761.49
96.0	2765.61	2769.74	2773.86	2777.99	2782.13	2786.26	2790.40	2794.55	2798.69	2802.84
97.0	2806.99	2811.14	2815.29	2819.45	2823.61	2827.77	2831.94	2836.10	2840.27	2844.45
98.0	2848.62	2852.80	2856.98	2861.17	2865.35	2869.54	2873.73	2877.92	2882.12	2886.32
99.0	2890.52	2894.73	2898.93	2903.14	2907.35	2911.57	2915.78	2920.00	2924.23	2928.45

DEFLECTION TO CONCENTRATION CONVERSION TABLE

7M

LOCATION: ANAHEIM POLLUTANT: CO RANGE: 0 - 3000 PPM CAL. DATE: 04/07/75

INSTRUMENT: NDIR TRAIN: 7-M PIC: VALENCIA

THE BEST CURVE FIT PROGRAM (IMPLEMENTED ON THE COMPUCORP MODEL 445) YIELDS COEFFICIENTS FOR THE EQUATION:

CONCENTRATION = A(0) + A(1)*DEFLECTION + A(2)*(DEFLECTION**2) + - - - - + A(4)*(DEFLECTION**4)

A(0) = 0.55580394D+01
A(1) = 0.17457426D+02
A(2) = 0.13126065D+00

CALIBRATION POINTS		CALCULATED VALUES			
DEFLECTION	CONCENTRATION	DEFLECTION	CONCENTRATION	DIFFERENCE	%ERROR
0.0	0.0	0.0	5.6		
21.4	461.0	21.4	450.0	-11.0	-2.385
44.0	1051.0	44.0	1050.0	-1.0	-0.092
64.0	1679.0	64.0	1695.0	16.0	0.952
79.8	2282.0	79.8	2275.2	-6.8	-0.298
95.0	2896.0	95.0	2897.2	-0.8	-0.027

DEFLECTION TO CONCENTRATION CONVERSION TABLE

LOCATION: ANAHEIM POLLUTANT: CO RANGE: 0 - 3000 PPM CAL. DATE: 04/07/75

DEFLECTION	CONCENTRATION 0.0	0.1	0.2	0.3	0.4	0.5	0.6	0.7	0.8	0.9
0.0	5.56	7.56	9.15	10.96	12.76	14.57	16.38	18.19	20.01	21.83
1.0	23.65	25.47	27.30	29.12	30.96	32.79	34.63	36.47	38.31	40.15
2.0	42.00	43.85	45.70	47.56	49.41	51.27	53.14	55.00	56.87	58.74
3.0	60.61	62.49	64.37	66.25	68.13	70.02	71.91	73.80	75.69	77.59
4.0	79.49	81.39	83.30	85.20	87.11	89.03	90.94	92.86	94.78	96.70
5.0	98.63	100.56	102.49	104.42	106.36	108.30	110.24	112.18	114.13	116.08
6.0	118.03	119.99	121.94	123.90	125.87	127.83	129.80	131.77	133.74	135.72
7.0	137.70	139.68	141.66	143.65	145.64	147.63	149.62	151.62	153.62	155.62
8.0	157.63	159.63	161.64	163.66	165.67	167.69	169.71	171.73	173.76	175.79
9.0	177.82	179.85	181.89	183.93	185.97	188.01	190.06	192.11	194.16	196.21
10.0	198.27	200.33	202.39	204.46	206.53	208.60	210.67	212.74	214.82	216.90
11.0	218.99	221.07	223.16	225.25	227.35	229.44	231.54	233.64	235.75	237.86
12.0	239.97	242.08	244.19	246.31	248.43	250.55	252.68	254.81	256.94	259.07
13.0	261.21	263.35	265.49	267.63	269.78	271.93	274.08	276.23	278.39	280.55
14.0	282.71	284.88	287.04	289.22	291.39	293.56	295.74	297.92	300.11	302.29
15.0	304.48	306.67	308.86	311.06	313.26	315.46	317.67	319.87	322.08	324.30
16.0	326.51	328.73	330.95	333.17	335.40	337.62	339.85	342.09	344.32	346.56
17.0	348.80	351.05	353.29	355.54	357.79	360.05	362.31	364.56	366.83	369.09
18.0	371.36	373.63	375.90	378.18	380.45	382.74	385.02	387.30	389.59	391.88
19.0	394.18	396.47	398.77	401.07	403.38	405.69	407.99	410.31	412.62	414.94
20.0	417.26	419.58	421.91	424.23	426.56	428.90	431.23	433.57	435.91	438.26
21.0	440.60	442.95	445.30	447.66	450.01	452.37	454.74	457.10	459.47	461.84
22.0	464.21	466.58	468.96	471.34	473.72	476.11	478.50	480.89	483.28	485.68
23.0	488.08	490.48	492.88	495.29	497.70	500.11	502.53	504.94	507.36	509.79
24.0	512.21	514.64	517.07	519.50	521.94	524.38	526.82	529.26	531.71	534.16
25.0	536.61	539.06	541.52	543.98	546.44	548.90	551.37	553.84	556.31	558.79
26.0	561.26	563.74	566.23	568.71	571.20	573.69	576.19	578.68	581.18	583.68
27.0	586.19	588.69	591.20	593.71	596.23	598.74	601.26	603.79	606.31	608.84
28.0	611.37	613.90	616.44	618.97	621.52	624.06	626.60	629.15	631.70	634.26
29.0	636.81	639.37	641.94	644.50	647.07	649.64	652.21	654.78	657.36	659.94
30.0	662.52	665.11	667.70	670.29	672.88	675.48	678.07	680.68	683.28	685.89
31.0	688.50	691.11	693.72	696.34	698.96	701.58	704.20	706.83	709.46	712.09
32.0	714.73	717.37	720.01	722.65	725.30	727.95	730.60	733.25	735.91	738.57
33.0	741.23	743.89	746.56	749.23	751.90	754.57	757.25	759.93	762.61	765.30
34.0	767.99	770.68	773.37	776.07	778.76	781.47	784.17	786.87	789.58	792.30

C-4A

DEFLECTION TO CONCENTRATION CONVERSION TABLE

LOCATION: ANAHEIM POLLUTANT: CO RANGE: 0 - 3000 PPM CAL. DATE: 04/07/75

DEFLECTION	CONCENTRATION									
	0.0	0.1	0.2	0.3	0.4	0.5	0.6	0.7	0.8	0.9
35.0	795.01	797.73	800.45	803.17	805.89	808.62	811.35	814.08	816.82	819.55
36.0	822.29	825.04	827.78	830.53	833.28	836.04	838.79	841.55	844.31	847.06
37.0	849.84	852.61	855.38	858.16	860.94	863.72	866.50	869.28	872.07	874.86
38.0	877.65	880.45	883.25	886.05	888.85	891.66	894.47	897.28	900.09	902.91
39.0	905.73	908.55	911.37	914.20	917.03	919.86	922.70	925.54	928.38	931.22
40.0	934.06	936.91	939.76	942.62	945.47	948.33	951.19	954.06	956.92	959.79
41.0	962.66	965.54	968.42	971.29	974.18	977.06	979.95	982.84	985.73	988.63
42.0	991.53	994.43	997.33	1000.24	1003.14	1006.06	1008.97	1011.89	1014.80	1017.73
43.0	1020.65	1023.58	1026.51	1029.44	1032.37	1035.31	1038.25	1041.19	1044.14	1047.09
44.0	1050.04	1052.99	1055.95	1058.91	1061.87	1064.83	1067.80	1070.77	1073.74	1076.71
45.0	1079.69	1082.67	1085.65	1088.63	1091.62	1094.61	1097.60	1100.60	1103.60	1106.60
46.0	1109.60	1112.61	1115.62	1118.63	1121.64	1124.66	1127.68	1130.70	1133.72	1136.75
47.0	1139.78	1142.81	1145.84	1148.88	1151.92	1154.96	1158.01	1161.06	1164.11	1167.16
48.0	1170.22	1173.27	1176.33	1179.40	1182.46	1185.53	1188.60	1191.68	1194.76	1197.84
49.0	1200.92	1204.00	1207.09	1210.18	1213.27	1216.37	1219.46	1222.56	1225.67	1228.77
50.0	1231.88	1234.99	1238.11	1241.22	1244.34	1247.46	1250.59	1253.71	1256.84	1259.97
51.0	1263.11	1266.25	1269.39	1272.53	1275.67	1278.82	1281.97	1285.12	1288.28	1291.44
52.0	1294.60	1297.76	1300.93	1304.10	1307.27	1310.44	1313.62	1316.80	1319.98	1323.16
53.0	1326.35	1329.54	1332.73	1335.93	1339.12	1342.32	1345.53	1348.73	1351.94	1355.15
54.0	1358.37	1361.58	1364.80	1368.02	1371.24	1374.47	1377.70	1380.93	1384.17	1387.40
55.0	1390.64	1393.89	1397.13	1400.38	1403.63	1406.88	1410.14	1413.39	1416.65	1419.92
56.0	1423.18	1426.45	1429.72	1433.00	1436.27	1439.55	1442.83	1446.12	1449.41	1452.70
57.0	1455.99	1459.28	1462.58	1465.88	1469.18	1472.49	1475.80	1479.11	1482.42	1485.74
58.0	1489.05	1492.37	1495.70	1499.02	1502.35	1505.69	1509.02	1512.36	1515.70	1519.04
59.0	1522.38	1525.73	1529.08	1532.43	1535.79	1539.15	1542.51	1545.87	1549.23	1552.60
60.0	1555.97	1559.35	1562.72	1566.10	1569.48	1572.87	1576.26	1579.64	1583.04	1586.43
61.0	1589.83	1593.23	1596.63	1600.04	1603.44	1606.85	1610.27	1613.68	1617.10	1620.52
62.0	1623.95	1627.37	1630.80	1634.23	1637.67	1641.10	1644.54	1647.98	1651.43	1654.88
63.0	1658.33	1661.78	1665.23	1668.69	1672.15	1675.61	1679.08	1682.55	1686.02	1689.49
64.0	1692.97	1696.45	1699.93	1703.41	1706.90	1710.39	1713.88	1717.38	1720.87	1724.37
65.0	1727.87	1731.38	1734.89	1738.40	1741.91	1745.43	1748.94	1752.46	1755.99	1759.51
66.0	1763.04	1766.57	1770.11	1773.64	1777.18	1780.73	1784.27	1787.82	1791.37	1794.92
67.0	1798.47	1802.03	1805.59	1809.15	1812.72	1816.29	1819.86	1823.43	1827.01	1830.59
68.0	1834.17	1837.75	1841.34	1844.93	1848.52	1852.11	1855.71	1859.31	1862.91	1866.52
69.0	1870.12	1873.73	1877.35	1880.96	1884.58	1888.20	1891.82	1895.45	1899.08	1902.71

C-45

DEFLECTION TO CONCENTRATION CONVERSION TABLE

LOCATION: ANAHEIM POLLUTANT: CO RANGE: 0 - 3000 PPM CAL. DATE: 04/07/75

DEFLECTION	CONCENTRATION									
	0.0	0.1	0.2	0.3	0.4	0.5	0.6	0.7	0.8	0.9
70.0	1906.34	1909.96	1913.62	1917.26	1920.90	1924.55	1928.20	1931.85	1935.51	1939.17
71.0	1942.83	1946.49	1950.15	1953.82	1957.49	1961.17	1964.84	1968.52	1972.20	1975.88
72.0	1979.57	1983.26	1986.95	1990.65	1994.34	1998.04	2001.74	2005.45	2009.16	2012.87
73.0	2016.58	2020.29	2024.01	2027.73	2031.45	2035.18	2038.91	2042.64	2046.37	2050.11
74.0	2053.85	2057.59	2061.33	2065.08	2068.83	2072.58	2076.34	2080.09	2083.85	2087.62
75.0	2091.38	2095.15	2098.92	2102.69	2106.47	2110.25	2114.03	2117.81	2121.60	2125.39
76.0	2129.18	2132.97	2136.77	2140.57	2144.37	2148.17	2151.98	2155.79	2159.60	2163.42
77.0	2167.24	2171.06	2174.88	2178.71	2182.53	2186.36	2190.20	2194.03	2197.87	2201.71
78.0	2205.56	2209.40	2213.25	2217.11	2220.96	2224.82	2228.68	2232.54	2236.40	2240.27
79.0	2244.14	2248.01	2251.89	2255.77	2259.65	2263.53	2267.42	2271.31	2275.20	2279.09
80.0	2282.99	2286.89	2290.79	2294.69	2298.60	2302.51	2306.42	2310.34	2314.26	2318.18
81.0	2322.10	2326.02	2329.95	2333.88	2337.82	2341.75	2345.69	2349.63	2353.58	2357.52
82.0	2361.47	2365.42	2369.38	2373.33	2377.29	2381.26	2385.22	2389.19	2393.16	2397.13
83.0	2401.11	2405.08	2409.06	2413.05	2417.03	2421.02	2425.01	2429.01	2433.00	2437.00
84.0	2441.00	2445.01	2449.02	2453.02	2457.04	2461.05	2465.07	2469.09	2473.11	2477.14
85.0	2481.17	2485.20	2489.23	2493.26	2497.30	2501.34	2505.39	2509.43	2513.48	2517.53
86.0	2521.59	2525.65	2529.70	2533.77	2537.83	2541.90	2545.97	2550.04	2554.12	2558.19
87.0	2562.27	2566.36	2570.44	2574.53	2578.62	2582.72	2586.81	2590.91	2595.01	2599.12
88.0	2603.22	2607.33	2611.45	2615.56	2619.68	2623.80	2627.92	2632.04	2636.17	2640.30
89.0	2644.44	2648.57	2652.71	2656.85	2660.99	2665.14	2669.29	2673.44	2677.59	2681.75
90.0	2685.91	2690.07	2694.24	2698.40	2702.57	2706.75	2710.92	2715.10	2719.28	2723.46
91.0	2727.65	2731.84	2736.03	2740.22	2744.42	2748.61	2752.82	2757.02	2761.23	2765.44
92.0	2769.65	2773.86	2778.08	2782.30	2786.52	2790.75	2794.97	2799.20	2803.44	2807.67
93.0	2811.91	2816.15	2820.39	2824.64	2828.89	2833.14	2837.39	2841.65	2845.91	2850.17
94.0	2854.44	2858.70	2862.97	2867.25	2871.52	2875.80	2880.08	2884.36	2888.65	2892.93
95.0	2897.22	2901.52	2905.81	2910.11	2914.41	2918.72	2923.02	2927.33	2931.64	2935.96
96.0	2940.28	2944.60	2948.92	2953.24	2957.57	2961.90	2966.23	2970.57	2974.91	2979.25
97.0	2983.59	2987.94	2992.28	2996.64	3000.99	3005.35	3009.70	3014.07	3018.43	3022.80
98.0	3027.17	3031.54	3035.91	3040.29	3044.67	3049.05	3053.44	3057.83	3062.22	3066.61
99.0	3071.01	3075.40	3079.81	3084.21	3088.62	3093.02	3097.44	3101.85	3106.27	3110.69

DEFLECTION TO CONCENTRATION CONVERSION TABLE

LOCATION: ANAHEIM POLLUTANT: CO RANGE: 0 - 30000 PPM CAL. DATE: 01/15/75

INSTRUMENT: NDIR315B TRAIN: MASS PIC: MALLOW

THE BEST CURVE FIT PROGRAM (IMPLEMENTED ON THE COMPUCORP MODEL 445) YIELDS COEFFICIENTS FOR THE EQUATION:

CONCENTRATION = A(0) + A(1)*DEFLECTION + A(2)*(DEFLECTION**2) + - - - - + A(4)*(DEFLECTION**4)

A(0) = 0.19950895D+02
A(1) = 0.22556817D+03
A(2) = 0.53357905D+00

CALIBRATION POINTS		CALCULATED VALUES			
DEFLECTION	CONCENTRATION	DEFLECTION	CONCENTRATION	DIFFERENCE	%ERROR
0.0	0.0	0.0	20.0		
7.0	1679.0	7.0	1625.1	-53.9	-3.211
12.3	2898.0	12.3	2875.2	-22.8	-0.786
23.3	5480.0	23.3	5565.5	85.5	1.561
62.0	16100.0	62.0	16057.4	-42.6	-0.265
94.5	26090.0	94.5	26103.8	13.8	0.053

DEFLECTION TO CONCENTRATION CONVERSION TABLE

LOCATION: ANAHEIM POLLUTANT: CO RANGE: 0 - 30000 PPM CAL. DATE: 01/15/75

DEFLECTION	CONCENTRATION									
	0.0	0.1	0.2	0.3	0.4	0.5	0.6	0.7	0.8	0.9
0.0	19.95	42.51	65.09	87.67	110.26	132.87	155.48	178.11	200.75	223.39
1.0	246.05	268.72	291.40	314.09	336.79	359.50	382.23	404.96	427.70	450.46
2.0	473.22	496.00	518.78	541.58	564.39	587.21	610.04	632.88	655.73	678.59
3.0	701.46	724.34	747.24	770.14	793.0[illegible]	815.58	838.92	861.86	884.[illegible]2	907.79
4.0	930.77	953.75	976.75	999.77	1022.79	1045.82	1068.86	1091.91	1114.98	1138.05
5.0	1161.14	1184.23	1207.34	1230.46	1253.59	1276.73	1299.88	1323.04	1346.21	1369.39
6.0	1392.58	1415.78	1439.00	1462.22	1485.46	1508.70	1531.96	1555.22	1578.50	1601.79
7.0	1625.09	1648.40	1671.72	1695.05	1718.39	1741.74	1765.11	1788.48	1811.86	1835.26
8.0	1858.66	1882.08	1905.51	1928.95	1952.39	1975.85	1999.32	2022.80	2046.29	2069.80
9.0	2093.31	2116.83	2140.37	2163.91	2187.47	2211.03	2234.61	2258.20	2281.79	2305.40
10.0	2329.02	2352.65	2376.29	2399.94	2423.60	2447.28	2470.96	2494.65	2518.36	2542.07
11.0	2565.80	2589.54	2613.28	2637.04	2660.81	2684.59	2708.38	2732.18	2755.99	2779.82
12.0	2803.65	2827.49	2851.35	2875.21	2899.09	2922.97	2946.87	2970.78	2994.69	3018.62
13.0	3042.56	3066.51	3090.47	3114.45	3138.43	3162.42	3186.42	3210.44	3234.46	3258.50
14.0	3282.55	3306.60	3330.67	3354.75	3378.84	3402.94	3427.05	3451.17	3475.30	3499.44
15.0	3523.60	3547.76	3571.94	3596.12	3620.32	3644.52	3668.74	3692.97	3717.21	3741.46
16.0	3765.72	3789.99	3814.27	3838.56	3862.86	3887.18	3911.50	3935.83	3960.18	3984.53
17.0	4008.90	4033.28	4057.67	4082.07	4106.47	4130.89	4155.32	4179.77	4204.22	4228.68
18.0	4253.15	4277.64	4302.13	4326.64	4351.16	4375.68	4400.22	4424.77	4449.32	4473.89
19.0	4498.48	4523.07	4547.67	4572.28	4596.90	4621.54	4646.18	4670.84	4695.50	4720.18
20.0	4744.86	4769.56	4794.27	4818.99	4843.72	4868.46	4893.21	4917.97	4942.75	4967.53
21.0	4992.32	5017.12	5041.94	5066.77	5091.61	5116.45	5141.31	5166.18	5191.06	5215.95
22.0	5240.85	5265.76	5290.68	5315.61	5340.55	5365.51	5390.48	5415.45	5440.44	5465.43
23.0	5490.44	5515.46	5540.49	5565.53	5590.58	5615.64	5640.71	5665.79	5690.88	5715.99
24.0	5741.10	5766.23	5791.36	5816.51	5841.66	5866.83	5892.01	5917.20	5942.40	5967.61
25.0	5992.83	6018.06	6043.30	6068.55	6093.82	6119.09	6144.38	6169.68	6194.98	6220.30
26.0	6245.62	6270.96	6296.31	6321.67	6347.04	6372.42	6397.82	6423.22	6448.63	6474.05
27.0	6499.49	6524.93	6550.39	6575.86	6601.33	6626.82	6652.32	6677.83	6703.35	6728.88
28.0	6754.42	6779.97	6805.54	6831.11	6856.69	6882.29	6907.89	6933.51	6959.13	6984.77
29.0	7010.42	7036.08	7061.75	7087.43	7113.12	7138.82	7164.53	7190.25	7215.99	7241.73
30.0	7267.49	7293.25	7319.03	7344.82	7370.61	7396.42	7422.24	7448.07	7473.91	7499.76
31.0	7525.62	7551.49	7577.37	7603.27	7629.18	7655.09	7681.02	7706.95	7732.90	7758.86
32.0	7784.82	7810.80	7836.79	7862.79	7888.80	7914.82	7940.86	7966.90	7992.96	8019.02
33.0	8045.09	8071.18	8097.28	8123.38	8149.50	8175.63	8201.77	8227.92	8254.08	8280.25
34.0	8306.43	8332.62	8358.83	8385.04	8411.27	8437.50	8463.75	8490.00	8516.27	8542.55

C-48

DEFLECTION TO CONCENTRATION CONVERSION TABLE

LOCATION: ANAHEIM POLLUTANT: CO RANGE: 0 - 30000 PPM CAL. DATE: 01/15/75

DEFLECTION	CONCENTRATION									
	0.0	0.1	0.2	0.3	0.4	0.5	0.6	0.7	0.8	0.9
35.0	8568.84	8595.14	8621.45	8647.77	8674.10	8700.44	8726.79	8753.16	8779.53	8805.92
36.0	8832.31	8858.72	8885.14	8911.56	8938.00	8964.45	8990.91	9017.38	9043.86	9070.35
37.0	9096.86	9123.37	9149.89	9176.43	9202.97	9229.52	9256.09	9282.67	9309.25	9335.86
38.0	9362.46	9389.03	9415.71	9442.38	9469.00	9495.67	9522.34	9549.02	9575.72	9602.43
39.0	9629.14	9655.87	9682.60	9709.35	9736.11	9762.85	9789.66	9816.45	9843.25	9870.06
40.0	9896.88	9923.72	9950.56	9977.42	10004.28	10031.16	10058.04	10084.94	10111.85	10138.77
41.0	10165.70	10192.64	10219.59	10246.55	10273.52	10300.50	10327.50	10354.50	10381.52	10408.54
42.0	10435.58	10462.62	10489.68	10516.75	10543.83	10570.92	10598.02	10625.13	10652.25	10679.38
43.0	10706.52	10733.68	10760.84	10788.02	10815.20	10842.40	10869.61	10896.82	10924.05	10951.29
44.0	10978.54	11005.80	11033.07	11060.36	11087.64	11114.95	11142.26	11169.59	11196.92	11224.27
45.0	11251.62	11278.99	11306.37	11333.76	11361.16	11388.57	11415.99	11443.42	11470.86	11498.31
46.0	11525.78	11553.25	11580.73	11608.23	11635.73	11663.25	11690.78	11718.32	11745.87	11773.43
47.0	11801.00	11828.57	11856.17	11883.77	11911.38	11939.00	11966.64	11994.29	12021.94	12049.61
48.0	12077.28	12104.97	12132.67	12160.37	12188.09	12215.82	12243.57	12271.32	12299.08	12326.85
49.0	12354.64	12382.43	12410.23	12438.05	12465.87	12493.71	12521.56	12549.42	12577.29	12605.17
50.0	12633.06	12660.96	12688.87	12716.79	12744.73	12772.67	12800.62	12828.59	12856.57	12884.55
51.0	12912.55	12940.55	12968.57	12996.60	13024.64	13052.70	13080.75	13108.83	13136.91	13165.00
52.0	13193.11	13221.22	13249.35	13277.48	13305.63	13333.79	13361.95	13390.13	13418.32	13446.52
53.0	13474.73	13502.95	13531.18	13559.43	13587.68	13615.95	13644.22	13672.50	13700.80	13729.11
54.0	13757.43	13785.75	13814.09	13842.44	13870.80	13899.17	13927.55	13955.95	13984.35	14012.76
55.0	14041.19	14069.62	14098.07	14126.52	14154.99	14183.47	14211.96	14240.45	14268.96	14297.48
56.0	14326.02	14354.55	14383.11	14411.67	14440.25	14468.83	14497.43	14526.03	14554.65	14583.27
57.0	14611.91	14640.56	14669.22	14697.89	14726.57	14755.26	14783.96	14812.68	14841.40	14870.13
58.0	14898.87	14927.63	14956.40	14985.17	15013.96	15042.76	15071.57	15100.39	15129.21	15158.05
59.0	15186.91	15215.77	15244.64	15273.53	15302.42	15331.32	15360.24	15389.16	15418.10	15447.05
60.0	15476.01	15504.98	15533.96	15562.95	15591.95	15620.96	15649.98	15679.01	15708.05	15737.11
61.0	15766.18	15795.25	15824.34	15853.43	15882.54	15911.66	15940.79	15969.93	15999.08	16028.24
62.0	16057.41	16086.59	16115.79	16144.99	16174.20	16203.43	16232.66	16261.91	16291.17	16320.43
63.0	16349.71	16379.00	16408.30	16437.61	16466.93	16496.27	16525.61	16554.96	16584.32	16613.70
64.0	16643.09	16672.48	16701.89	16731.30	16760.73	16790.17	16819.62	16849.08	16878.55	16908.03
65.0	16937.52	16967.03	16996.54	17026.06	17055.60	17085.14	17114.70	17144.27	17173.84	17203.43
66.0	17233.03	17262.64	17292.26	17321.89	17351.53	17381.18	17410.85	17440.52	17470.20	17499.90
67.0	17529.61	17559.32	17589.05	17618.79	17648.53	17678.29	17708.06	17737.84	17767.63	17797.43
68.0	17827.25	17857.07	17886.90	17916.75	17946.60	17976.47	18006.34	18036.23	18066.13	18096.04
69.0	18125.96	18155.89	18185.82	18215.78	18245.74	18275.71	18305.70	18335.69	18365.69	18395.71

DEFLECTION TO CONCENTRATION CONVERSION TABLE

LOCATION: ANAHEIM POLLUTANT: CO RANGE: 0 - 30000 PPM CAL. DATE: 01/15/75

DEFLECTION	CONCENTRATION									
	0.0	0.1	0.2	0.3	0.4	0.5	0.6	0.7	0.8	0.9
70.0	18425.73	18455.77	18485.82	18515.87	18545.94	18576.02	18606.11	18636.21	18666.32	18696.45
71.0	18726.58	18756.72	18786.87	18817.04	18847.21	18877.40	18907.60	18937.80	18968.02	18998.25
72.0	19028.49	19058.74	19089.00	19119.27	19149.55	19179.85	19210.15	19240.46	19270.79	19301.12
73.0	19331.47	19361.83	19392.20	19422.57	19452.96	19483.36	19513.77	19544.20	19574.62	19605.07
74.0	19635.52	19665.98	19696.46	19726.94	19757.44	19787.95	19818.46	19848.99	19879.53	19910.08
75.0	19940.64	19971.21	20001.79	20032.38	20062.98	20093.59	20124.22	20154.85	20185.50	20216.15
76.0	20246.82	20277.50	20308.18	20338.88	20369.59	20400.31	20431.04	20461.79	20492.54	20523.30
77.0	20554.07	20584.86	20615.65	20646.46	20677.27	20708.10	20738.94	20769.79	20800.64	20831.51
78.0	20862.39	20893.28	20924.18	20955.10	20986.02	21016.95	21047.89	21078.85	21109.82	21140.79
79.0	21171.78	21202.78	21233.79	21264.80	21295.83	21326.87	21357.93	21388.98	21420.06	21451.14
80.0	21482.23	21513.34	21544.45	21575.58	21606.71	21637.86	21669.02	21700.19	21731.37	21762.55
81.0	21793.76	21824.97	21856.19	21887.42	21918.66	21949.92	21981.18	22012.46	22043.74	22075.04
82.0	22106.35	22137.66	22168.99	22200.33	22231.68	22263.04	22294.41	22325.80	22357.19	22388.59
83.0	22420.00	22451.43	22482.87	22514.31	22545.77	22577.23	22608.71	22640.20	22671.70	22703.21
84.0	22734.73	22766.26	22797.80	22829.36	22860.92	22892.50	22924.08	22955.68	22987.28	23018.90
85.0	23050.53	23082.16	23113.81	23145.47	23177.14	23208.82	23240.52	23272.21	23303.93	23335.65
86.0	23367.39	23399.13	23430.89	23462.65	23494.43	23526.22	23558.02	23589.82	23621.64	23653.48
87.0	23685.32	23717.17	23749.03	23780.90	23812.79	23844.68	23876.59	23908.50	23940.43	23972.37
88.0	24004.31	24036.27	24068.24	24100.22	24132.21	24164.21	24196.22	24228.25	24260.28	24292.32
89.0	24324.38	24356.45	24388.52	24420.61	24452.70	24484.81	24516.93	24549.06	24581.20	24613.35
90.0	24645.51	24677.68	24709.87	24742.06	24774.26	24806.48	24838.70	24870.94	24903.19	24935.45
91.0	24967.71	24999.99	25032.28	25064.58	25096.89	25129.21	25161.54	25193.89	25226.24	25258.61
92.0	25290.98	25323.36	25355.76	25388.17	25420.59	25453.02	25485.45	25517.90	25550.36	25582.83
93.0	25615.32	25647.81	25680.31	25712.82	25745.35	25777.88	25810.43	25842.98	25875.55	25908.13
94.0	25940.72	25973.32	26005.93	26038.55	26071.18	26103.82	26136.47	26169.14	26201.81	26234.50
95.0	26267.19	26299.89	26332.61	26365.34	26398.08	26430.83	26463.59	26496.36	26529.14	26561.93
96.0	26594.73	26627.54	26660.37	26693.20	26726.04	26758.90	26791.77	26824.64	26857.53	26890.43
97.0	26923.34	26956.26	26989.19	27022.13	27055.08	27088.04	27121.01	27154.00	27186.99	27220.00
98.0	27253.01	27286.04	27319.07	27352.12	27385.18	27418.25	27451.33	27484.42	27517.52	27550.63
99.0	27583.75	27616.89	27650.03	27683.18	27716.35	27749.53	27782.71	27815.91	27849.12	27882.34

DEFLECTION TO CONCENTRATION CONVERSION TABLE

LOCATION: ANAHEIM POLLUTANT: CO RANGE: 0 - "10%" CAL. DATE: 01/20/75

INSTRUMENT: AIA-2 TRAIN: 7-M PIC: MALLOW

THE BEST CURVE FIT PROGRAM (IMPLEMENTED ON THE COMPUCORP MODEL 445) YILLDS COEFFICIENTS FOR THE EQUATION:

CONCENTRATION = A(0) + A(1)*DEFLECTION + A(2)*(DEFLECTION**2) + - - - - + A(4)*(DEFLECTION**4)

A(0) = -0.24888809D+02
A(1) = 0.64399158D+03
A(2) = -0.11546596D+02
A(3) = 0.19914741D+00

CALIBRATION POINTS		CALCULATED VALUES			
DEFLECTION	CONCENTRATION	DEFLECTION	CONCENTRATION	DIFFERENCE	%ERROR
0.0	0.0	0.0	-24.9		
23.3	11000.0	23.3	11230.7	230.7	2.097
34.0	16700.0	34.0	16350.2	-349.8	-2.094
52.2	30200.0	52.2	30454.9	254.9	0.844
61.2	41900.0	61.2	41789.1	-110.9	-0.265

C-51

DEFLECTION TO CONCENTRATION CONVERSION TABLE

LOCATION: ANAHEIM POLLUTANT: CO RANGE: 0 - "10%" CAL. DATE: 01/20/75

DEFLECTION	CONCENTRATION									
	0.0	0.1	0.2	0.3	0.4	0.5	0.6	0.7	0.8	0.9
0.0	-24.89	39.40	103.45	167.27	230.87	294.25	357.39	420.32	483.02	545.50
1.0	607.76	669.80	731.62	793.22	854.61	915.79	976.75	1037.51	1098.05	1158.38
2.0	1218.50	1278.42	1338.13	1397.63	1456.94	1516.04	1574.93	1633.63	1692.13	1750.44
3.0	[illegible]	1866.46	1924.17	1981.70	2039.03	2096.17	2153.13	2209.90	2266.47	2322.87
4.0	2379.08	2435.10	2490.95	2546.61	2602.10	2657.40	2712.53	2767.48	2822.26	2876.87
5.0	2931.30	2985.56	3039.65	3093.57	3147.33	3200.91	3254.34	3307.60	3360.69	3413.63
6.0	3466.40	3519.01	3571.47	3623.77	3675.91	3727.90	3779.74	3831.43	3882.96	3934.34
7.0	3985.58	4036.67	4087.61	4138.40	4189.05	4239.57	4289.94	4340.16	4390.25	4440.21
8.0	4490.02	4539.70	4589.25	4638.66	4687.95	4737.10	4786.12	4835.02	4883.78	4932.42
9.0	4980.94	5029.33	5077.60	5125.75	5173.78	5221.70	5269.49	5317.16	5364.73	5412.18
10.0	5459.52	5506.74	5553.85	5600.86	5647.76	5694.55	5741.23	5787.82	5834.29	5880.67
11.0	5926.95	5973.12	6019.20	6065.18	6111.07	6156.86	6202.55	6248.16	6293.67	6339.09
12.0	6384.43	6429.67	6474.83	6519.91	6564.90	6609.81	6654.64	6699.38	6744.05	6788.64
13.0	6833.15	6877.59	6921.95	6966.24	7010.46	7054.61	7098.68	7142.69	7186.63	7230.51
14.0	7274.32	7318.07	7361.75	7405.37	7448.94	7492.44	7535.89	7579.28	7622.61	7665.89
15.0	7709.12	7752.30	7795.43	7838.50	7881.53	7924.51	7967.45	8010.34	8053.18	8095.99
16.0	8138.75	8181.48	8224.17	8266.82	8309.43	8352.01	8394.55	8437.06	8479.54	8521.99
17.0	8564.41	8606.80	8649.17	8691.51	8733.83	8776.12	8818.39	8860.65	8902.88	8945.09
18.0	8987.29	9029.47	9071.64	9113.79	9155.93	9198.06	9240.18	9282.29	9324.39	9366.49
19.0	9408.58	9450.67	9492.75	9534.84	9576.92	9619.01	9661.09	9703.18	9745.28	9787.38
20.0	9829.48	9871.60	9913.72	9955.86	9998.00	10040.16	10082.34	10124.52	10166.73	10208.95
21.0	10251.19	10293.45	10335.73	10378.04	10420.37	10462.72	10505.10	10547.50	10589.94	10632.40
22.0	10674.89	10717.42	10759.98	10802.57	10845.21	10887.87	10930.57	10973.32	11016.10	11058.93
23.0	11101.80	11144.71	11187.66	11230.67	11273.72	11316.82	11359.96	11403.16	11446.42	11489.72
24.0	11533.09	11576.50	11619.97	11663.50	11707.10	11750.75	11794.46	11838.24	11882.08	11925.98
25.0	11969.95	12014.00	12058.11	12102.29	12146.54	12190.86	12235.26	12279.73	12324.28	12368.91
26.0	12413.61	12458.39	12503.26	12548.21	12593.23	12638.35	12683.55	12728.84	12774.21	12819.68
27.0	12865.23	12910.88	12956.62	13002.46	13048.39	13094.41	13140.54	13186.76	13233.08	13279.50
28.0	13326.03	13372.66	13419.39	13466.23	13513.18	13560.24	13607.40	13654.68	13702.07	13749.57
29.0	13797.19	13844.92	13892.77	13940.73	13988.82	14037.03	14085.36	14133.80	14182.38	14231.08
30.0	14279.90	14328.86	14377.94	14427.15	14476.50	14525.97	14575.58	14625.32	14675.20	14725.22
31.0	14775.37	14825.67	14876.10	14926.68	14977.40	15028.27	15079.27	15130.43	15181.73	15233.19
32.0	15284.79	15336.55	15388.45	15440.52	15492.73	15545.11	15597.64	15650.32	15703.17	15756.18
33.0	15809.35	15862.69	15916.19	15969.85	16023.68	16077.69	16131.86	16186.20	16240.71	16295.39
34.0	16350.25	16405.29	16460.50	16515.89	16571.45	16627.20	16683.13	16739.24	16795.54	16852.02

DEFLECTION TO CONCENTRATION CONVERSION TABLE

LOCATION: ANAHEIM POLLUTANT: CO RANGE: 0 - "10%" CAL. DATE: 01/20/75

DEFLECTION	CONCENTRATION									
	0.0	0.1	0.2	0.3	0.4	0.5	0.6	0.7	0.8	0.9
35.0	16908.68	16965.54	17022.58	17079.81	17137.23	17194.85	17252.66	17310.66	17368.86	17427.25
36.0	17485.84	17544.64	17603.63	17662.82	17722.22	17781.82	17841.62	17901.64	17961.86	18022.29
37.0	18082.93	18143.78	18204.84	18266.12	18327.61	18389.31	18451.24	18513.38	18575.74	18638.32
38.0	18701.13	18764.16	18827.41	18890.88	18954.59	19018.52	19082.68	19147.07	19211.70	19276.55
39.0	19341.64	19406.96	19472.52	19538.32	19604.36	19670.64	19737.16	19803.91	19870.92	19938.16
40.0	20005.66	20073.40	20141.39	20209.63	20278.12	20346.86	20415.85	20485.10	20554.61	20624.36
41.0	20694.38	20764.66	20835.20	20905.99	20977.05	21048.38	21119.97	21191.82	21263.95	21336.34
42.0	21409.00	21481.93	21555.14	21628.62	21702.37	21776.39	21850.70	21925.28	22000.14	22075.29
43.0	22150.71	22226.42	22302.41	22378.69	22455.25	22532.10	22609.24	22686.67	22764.39	22842.40
44.0	22920.71	22999.31	23078.21	23157.40	23236.90	23316.69	23396.79	23477.18	23557.88	23638.88
45.0	23720.19	23801.80	23883.73	23965.96	24048.50	24131.36	24214.53	24298.01	24381.80	24465.92
46.0	24550.35	24635.09	24720.16	24805.55	24891.27	24977.30	25063.66	25150.35	25237.36	25324.70
47.0	25412.37	25500.37	25588.71	25677.37	25766.38	25855.71	25945.39	26035.40	26125.75	26216.44
48.0	26307.47	26398.84	26490.56	26582.62	26675.03	26767.79	26860.89	26954.35	27048.16	27142.31
49.0	27236.82	27331.69	27426.91	27522.49	27618.43	27714.72	27811.38	27908.40	28005.78	28103.53
50.0	28201.64	28300.11	28398.96	28498.17	28597.76	28697.71	28798.04	28898.74	28999.82	29101.27
51.0	29203.10	29305.31	29407.89	29510.86	29614.21	29717.95	29822.07	29926.57	30031.46	30136.74
52.0	30242.41	30348.46	30454.92	30561.76	30669.00	30776.63	30884.66	30993.08	31101.91	31211.13
53.0	31320.76	31430.79	31541.22	31652.05	31763.30	31874.95	31987.00	32099.47	32212.35	32325.64
54.0	32439.34	32553.46	32667.99	32782.95	32898.31	33014.10	33130.30	33246.93	33363.98	33481.46
55.0	33599.36	33717.68	33836.44	33955.62	34075.23	34195.28	34315.75	34436.66	34558.00	34679.79
56.0	34802.00	34924.66	35047.75	35171.29	35295.26	35419.68	35544.54	35669.85	35795.61	35921.81
57.0	36048.46	36175.57	36303.12	36431.12	36559.59	36688.50	36817.87	36947.70	37077.98	37208.73
58.0	37339.94	37471.61	37603.74	37736.34	37869.40	38002.93	38136.93	38271.40	38406.34	38541.75
59.0	38677.63	38813.98	38950.82	39088.12	39225.91	39364.17	39502.92	39642.14	39781.85	39922.04
60.0	40062.72	40203.88	40345.53	40487.67	40630.30	40773.41	40917.03	41061.13	41205.73	41350.82
61.0	41496.41	41642.50	41789.09	41936.18	42083.77	42231.86	42380.45	42529.55	42679.16	42829.27
62.0	42979.90	43131.03	43282.68	43434.83	43587.50	43740.69	43894.39	44048.61	44203.34	44358.60
63.0	44514.37	44670.67	44827.50	44984.84	45142.71	45301.11	45460.04	45619.49	45779.47	45939.99
64.0	46101.04	46262.62	46424.73	46587.39	46750.58	46914.31	47078.58	47243.39	47408.74	47574.64
65.0	47741.08	47908.06	48075.60	48243.68	48412.31	48581.49	48751.22	48921.51	49092.35	49263.74
66.0	49435.69	49608.20	49781.27	49954.90	50129.09	50303.84	50479.15	50655.04	50831.48	51008.50
67.0	51186.08	51364.23	51542.95	51722.25	51902.11	52082.55	52263.57	52445.17	52627.34	52810.09
68.0	52993.43	53177.34	53361.84	53546.92	53732.58	53918.84	54105.68	54293.10	54481.12	54669.73
69.0	54858.93	55048.73	55239.12	55430.11	55621.69	55813.87	56006.65	56200.03	56394.02	56588.60

DEFLECTION TO CONCENTRATION CONVERSION TABLE

LOCATION: ANAHEIM POLLUTANT: CO RANGE: 0 - "10%" CAL. DATE: 01/20/75

DEFLECTION CONCENTRATION

	0.0	0.1	0.2	0.3	0.4	0.5	0.6	0.7	0.8	0.9
70.0	56783.79	56979.59	57175.99	57373.00	57570.62	57768.86	57967.70	58167.15	58367.22	58567.90
71.0	58769.20	58971.12	59173.66	59376.81	59580.59	59784.99	59990.01	60195.66	60401.93	60608.83
72.0	60816.36	61024.52	61233.30	61442.72	61652.77	61863.46	62074.79	62286.74	62499.34	62712.57
73.0	62926.45	63140.96	63356.12	63571.93	63788.38	64005.47	64223.21	64441.60	64660.64	64880.33
74.0	65100.66	65321.67	65543.31	65765.62	65988.56	66212.19	66436.44	66661.37	66887.00	67113.25
75.0	67340.19	67567.81	67796.06	68025.00	68254.56	68484.87	68715.81	68947.37	69179.69	69412.62
76.0	69646.25	69880.56	70115.56	70351.25	70587.62	70824.62	71062.37	71300.75	71539.81	71779.62
77.0	72020.06	72261.25	72503.06	72745.62	72988.81	73232.75	73477.37	73722.69	73968.69	74215.37
78.0	74462.75	74710.87	74959.69	75209.19	75459.44	75710.37	75962.00	76214.31	76467.37	76721.12
79.0	76975.62	77230.75	77486.69	77743.31	78000.62	78258.69	78517.44	78776.94	79037.12	79298.06
80.0	79559.69	79822.12	80085.19	80349.06	80613.62	80878.87	81144.94	81411.69	81679.12	81947.37
81.0	82216.31	82486.00	82756.44	83027.62	83299.56	83572.19	83845.62	84119.75	84394.62	84670.25
82.0	84946.62	85223.75	85501.62	85780.31	86059.69	86339.81	86620.69	86902.37	87184.75	87467.94
83.0	87751.81	88036.50	88321.94	88608.19	88895.12	89182.87	89471.37	89760.69	90050.69	90341.50
84.0	90633.12	90925.50	91216.62	91512.50	91807.19	92102.69	92398.87	92695.94	92993.75	93292.31
85.0	93591.69	93891.81	94192.75	94494.50	94797.00	95100.31	95404.37	95709.25	96014.94	96321.44
86.0	96628.69	96936.75	97245.62	97555.31	97865.75	98177.00	98469.06	98801.94	99115.62	99430.12
87.0	99745.37	100061.50	100378.37	100696.12	101014.62	101334.00	101654.12	101975.12	102296.94	102619.50
88.0	102942.94	103267.19	103592.25	103918.19	104244.87	104572.44	104900.81	105230.00	105560.00	105890.87
89.0	106222.56	106555.06	106888.44	107222.62	107557.62	107893.50	108230.19	108567.75	108906.12	109245.37
90.0	109585.44	109926.31	110268.12	110610.69	110954.12	111298.44	111643.62	111989.62	112336.44	112684.19
91.0	113032.75	113382.19	113732.44	114083.56	114435.56	114788.44	115142.19	115496.75	115852.19	116208.50
92.0	116565.69	116923.75	117282.69	117642.44	118003.12	118364.69	118727.06	119090.37	119454.50	119819.56
93.0	120185.50	120552.31	120919.94	121288.50	121658.00	122028.31	122399.56	122771.62	123144.62	123518.50
94.0	123893.31	124269.00	124645.56	125023.00	125401.37	125780.62	126160.75	126541.81	126923.75	127306.62
95.0	127690.37	128075.00	128460.56	128847.06	129234.44	129622.69	130011.87	130402.00	130793.00	131184.94
96.0	131577.81	131971.56	132366.25	132761.87	133158.37	133555.81	133954.19	134353.50	134753.69	135154.81
97.0	135556.87	135959.87	136363.81	136768.69	137174.44	137581.19	137988.81	138397.44	138806.94	139217.37
98.0	139628.81	140041.12	140454.44	140868.62	141283.81	141699.94	142117.00	142535.00	142953.94	143373.81
99.0	143794.69	144216.50	144639.25	145063.00	145487.62	145913.25	146339.87	146767.37	147195.87	147625.37

C-5

DEFLECTION TO CONCENTRATION CONVERSION TABLE

LOCATION: ANAHEIM POLLUTANT: CO2 RANGE: 0 - 4% CAL. DATE: 01/14/75

INSTRUMENT: NDIR315B TRAIN: MASS PIC: MCMILLEN

THE BEST CURVE FIT PROGRAM (IMPLEMENTED ON THE COMPUCORP MODEL 445) YIELDS COEFFICIENTS FOR THE EQUATION:

CONCENTRATION = A(0) + A(1)*DEFLECTION + A(2)*(DEFLECTION**2) + - - - - + A(4)*(DEFLECTION**4)

A(0) = 0.25619821D-02
A(1) = 0.26997064D-01
A(2) = 0.13440234D-05

CALIBRATION POINTS		CALCULATED VALUES			
DEFLECTION	CONCENTRATION	DEFLECTION	CONCENTRATION	DIFFERENCE	%ERROR
0.0	0.0	0.0	0.0		
21.5	0.6	21.5	0.6	-0.0	-0.750
46.0	1.5	46.0	1.5	0.0	0.119
63.5	2.3	63.5	2.3	-0.0	-0.096
82.5	3.1	82.5	3.1	0.0	0.210
98.0	3.9	98.0	3.9	-0.0	-0.100

DEFLECTION TO CONCENTRATION CONVERSION TABLE

LOCATION: ANAHEIM POLLUTANT: CO2 RANGE: 0 - 4% CAL. DATE: 01/14/75

DEFLECTION	CONCENTRATION									
	0.0	0.1	0.2	0.3	0.4	0.5	0.6	0.7	0.8	0.9
0.0	0.00	0.01	0.01	0.01	0.01	0.02	0.02	0.02	0.02	0.03
1.0	0.03	0.03	0.04	0.04	0.04	0.04	0.05	0.05	0.05	0.05
2.0	0.06	0.06	0.06	0.07	0.07	0.07	0.07	0.08	0.08	0.08
3.0	0.09	0.09	0.09	0.09	0.10	0.10	0.10	0.10	0.11	0.11
4.0	0.11	0.12	0.12	0.12	0.12	0.13	0.13	0.13	0.14	0.14
5.0	0.14	0.14	0.15	0.15	0.15	0.16	0.16	0.16	0.16	0.17
6.0	0.17	0.17	0.18	0.18	0.18	0.18	0.19	0.19	0.19	0.20
7.0	0.20	0.20	0.20	0.21	0.21	0.21	0.22	0.22	0.22	0.22
8.0	0.23	0.23	0.23	0.24	0.24	0.24	0.24	0.25	0.25	0.25
9.0	0.26	0.26	0.26	0.27	0.27	0.27	0.27	0.28	0.28	0.28
10.0	0.29	0.29	0.29	0.29	0.30	0.30	0.30	0.31	0.31	0.31
11.0	0.32	0.32	0.32	0.32	0.33	0.33	0.33	0.34	0.34	0.34
12.0	0.35	0.35	0.35	0.35	0.36	0.36	0.36	0.37	0.37	0.37
13.0	0.38	0.38	0.38	0.39	0.39	0.39	0.39	0.40	0.40	0.40
14.0	0.41	0.41	0.41	0.42	0.42	0.42	0.43	0.43	0.43	0.43
15.0	0.44	0.44	0.44	0.45	0.45	0.45	0.46	0.46	0.46	0.47
16.0	0.47	0.47	0.48	0.48	0.48	0.48	0.49	0.49	0.49	0.50
17.0	0.50	0.50	0.51	0.51	0.51	0.52	0.52	0.52	0.53	0.53
18.0	0.53	0.54	0.54	0.54	0.54	0.55	0.55	0.55	0.56	0.56
19.0	0.56	0.57	0.57	0.57	0.58	0.58	0.58	0.59	0.59	0.59
20.0	0.60	0.60	0.60	0.61	0.61	0.61	0.62	0.62	0.62	0.63
21.0	0.63	0.63	0.64	0.64	0.64	0.65	0.65	0.65	0.65	0.66
22.0	0.66	0.66	0.67	0.67	0.67	0.68	0.68	0.68	0.69	0.69
23.0	0.69	0.70	0.70	0.70	0.71	0.71	0.71	0.72	0.72	0.72
24.0	0.73	0.73	0.73	0.74	0.74	0.74	0.75	0.75	0.75	0.76
25.0	0.76	0.76	0.77	0.77	0.77	0.78	0.78	0.79	0.79	0.79
26.0	0.80	0.80	0.80	0.81	0.81	0.81	0.82	0.82	0.82	0.83
27.0	0.83	0.83	0.84	0.84	0.84	0.85	0.85	0.85	0.86	0.86
28.0	0.86	0.87	0.87	0.87	0.88	0.88	0.88	0.89	0.89	0.90
29.0	0.90	0.90	0.91	0.91	0.91	0.92	0.92	0.92	0.93	0.93
30.0	0.93	0.94	0.94	0.94	0.95	0.95	0.95	0.96	0.96	0.97
31.0	0.97	0.97	0.98	0.98	0.98	0.99	0.99	0.99	1.00	1.00
32.0	1.00	1.01	1.01	1.01	1.02	1.02	1.03	1.03	1.03	1.04
33.0	1.04	1.04	1.05	1.05	1.05	1.06	1.06	1.07	1.07	1.07
34.0	1.08	1.08	1.08	1.09	1.09	1.09	1.10	1.10	1.10	1.11

DEFLECTION TO CONCENTRATION CONVERSION TABLE

LOCATION: ANAHEIM POLLUTANT: CO2 RANGE: 0 - 4% CAL. DATE: 01/14/75

DEFLECTION	CONCENTRATION 0.0	0.1	0.2	0.3	0.4	0.5	0.6	0.7	0.8	0.9
35.0	1.11	1.12	1.12	1.12	1.13	1.13	1.13	1.14	1.14	1.14
36.0	1.15	1.15	1.16	1.16	1.16	1.17	1.17	1.17	1.18	1.18
37.0	1.19	1.19	1.19	1.20	1.20	1.20	1.21	1.21	1.22	1.22
38.0	1.22	1.23	1.23	1.23	1.24	1.24	1.24	1.25	1.25	1.26
39.0	1.26	1.26	1.27	1.27	1.27	1.28	1.28	1.29	1.29	1.29
40.0	1.30	1.30	1.31	1.31	1.31	1.32	1.32	1.32	1.33	1.33
41.0	1.34	1.34	1.34	1.35	1.35	1.35	1.36	1.36	1.37	1.37
42.0	1.37	1.38	1.38	1.39	1.39	1.39	1.40	1.40	1.40	1.41
43.0	1.41	1.42	1.42	1.42	1.43	1.43	1.44	1.44	1.44	1.45
44.0	1.45	1.45	1.46	1.46	1.47	1.47	1.47	1.48	1.48	1.49
45.0	1.49	1.49	1.50	1.50	1.51	1.51	1.51	1.52	1.52	1.52
46.0	1.53	1.53	1.54	1.54	1.54	1.55	1.55	1.56	1.56	1.56
47.0	1.57	1.57	1.58	1.58	1.58	1.59	1.59	1.60	1.60	1.60
48.0	1.61	1.61	1.62	1.62	1.62	1.63	1.63	1.64	1.64	1.64
49.0	1.65	1.65	1.66	1.66	1.66	1.67	1.67	1.68	1.68	1.68
50.0	1.69	1.69	1.70	1.70	1.70	1.71	1.71	1.72	1.72	1.72
51.0	1.73	1.73	1.74	1.74	1.75	1.75	1.75	1.76	1.76	1.77
52.0	1.77	1.77	1.78	1.78	1.79	1.79	1.79	1.80	1.80	1.81
53.0	1.81	1.82	1.82	1.82	1.83	1.83	1.84	1.84	1.84	1.85
54.0	1.85	1.86	1.86	1.86	1.87	1.87	1.88	1.88	1.89	1.89
55.0	1.89	1.90	1.90	1.91	1.91	1.91	1.92	1.92	1.93	1.93
56.0	1.94	1.94	1.94	1.95	1.95	1.96	1.96	1.97	1.97	1.97
57.0	1.98	1.98	1.99	1.99	2.00	2.00	2.00	2.01	2.01	2.02
58.0	2.02	2.02	2.03	2.03	2.04	2.04	2.05	2.05	2.05	2.06
59.0	2.06	2.07	2.07	2.08	2.08	2.08	2.09	2.09	2.10	2.10
60.0	2.11	2.11	2.11	2.12	2.12	2.13	2.13	2.14	2.14	2.15
61.0	2.15	2.15	2.16	2.16	2.17	2.17	2.18	2.18	2.18	2.19
62.0	2.19	2.20	2.20	2.21	2.21	2.21	2.22	2.22	2.23	2.23
63.0	2.24	2.24	2.25	2.25	2.25	2.26	2.26	2.27	2.27	2.28
64.0	2.28	2.29	2.29	2.29	2.30	2.30	2.31	2.31	2.32	2.32
65.0	2.33	2.33	2.33	2.34	2.34	2.35	2.35	2.36	2.36	2.37
66.0	2.37	2.37	2.38	2.38	2.39	2.39	2.40	2.40	2.41	2.41
67.0	2.41	2.42	2.42	2.43	2.43	2.44	2.44	2.45	2.45	2.46
68.0	2.46	2.46	2.47	2.47	2.48	2.48	2.49	2.49	2.50	2.50
69.0	2.51	2.51	2.51	2.52	2.52	2.53	2.53	2.54	2.54	2.55

DEFLECTION TO CONCENTRATION CONVERSION TABLE

LOCATION: ANAHEIM POLLUTANT: CO2 RANGE: 0 - 4% CAL. DATE: 01/14/75

DEFLECTION	CONCENTRATION									
	0.0	0.1	0.2	0.3	0.4	0.5	0.6	0.7	0.8	0.9
70.0	2.55	2.56	2.56	2.56	2.57	2.57	2.58	2.58	2.59	2.59
71.0	2.60	2.60	2.61	2.61	2.62	2.62	2.62	2.63	2.63	2.64
72.0	2.64	2.65	2.65	2.66	2.66	2.67	2.67	2.68	2.68	2.68
73.0	2.69	2.69	2.70	2.70	2.71	2.71	2.72	2.72	2.73	2.73
74.0	2.74	2.74	2.75	2.75	2.76	2.76	2.76	2.77	2.77	2.78
75.0	2.78	2.79	2.79	2.80	2.80	2.81	2.81	2.82	2.82	2.83
76.0	2.83	2.84	2.84	2.84	2.85	2.85	2.86	2.86	2.87	2.87
77.0	2.88	2.88	2.89	2.89	2.90	2.90	2.91	2.91	2.92	2.92
78.0	2.93	2.93	2.94	2.94	2.95	2.95	2.95	2.96	2.96	2.97
79.0	2.97	2.98	2.98	2.99	2.99	3.00	3.00	3.01	3.01	3.02
80.0	3.02	3.03	3.03	3.04	3.04	3.05	3.05	3.06	3.06	3.07
81.0	3.07	3.08	3.08	3.09	3.09	3.10	3.10	3.11	3.11	3.12
82.0	3.12	3.12	3.13	3.13	3.14	3.14	3.15	3.15	3.16	3.16
83.0	3.17	3.17	3.18	3.18	3.19	3.19	3.20	3.20	3.21	3.21
84.0	3.22	3.22	3.23	3.23	3.24	3.24	3.25	3.25	3.26	3.26
85.0	3.27	3.27	3.28	3.28	3.29	3.29	3.30	3.30	3.31	3.31
86.0	3.32	3.32	3.33	3.33	3.34	3.34	3.35	3.35	3.36	3.36
87.0	3.37	3.37	3.38	3.38	3.39	3.39	3.40	3.40	3.41	3.41
88.0	3.42	3.42	3.43	3.43	3.44	3.44	3.45	3.45	3.46	3.46
89.0	3.47	3.47	3.48	3.49	3.49	3.50	3.50	3.51	3.51	3.52
90.0	3.52	3.53	3.53	3.54	3.54	3.55	3.55	3.56	3.56	3.57
91.0	3.57	3.58	3.58	3.59	3.59	3.60	3.60	3.61	3.61	3.62
92.0	3.62	3.63	3.63	3.64	3.64	3.65	3.65	3.66	3.67	3.67
93.0	3.68	3.68	3.69	3.69	3.70	3.70	3.71	3.71	3.72	3.72
94.0	3.73	3.73	3.74	3.74	3.75	3.75	3.76	3.76	3.77	3.78
95.0	3.78	3.79	3.79	3.80	3.80	3.81	3.81	3.82	3.82	3.83
96.0	3.83	3.84	3.84	3.85	3.85	3.86	3.86	3.87	3.88	3.88
97.0	3.89	3.89	3.90	3.90	3.91	3.91	3.92	3.92	3.93	3.93
98.0	3.94	3.94	3.95	3.96	3.96	3.97	3.97	3.98	3.98	3.99
99.0	3.99	4.00	4.00	4.01	4.01	4.02	4.02	4.03	4.04	4.04

DEFLECTION TO CONCENTRATION CONVERSION TABLE

LOCATION: ANAHEIM POLLUTANT: CO2 RANGE: 0 - 4% CAL. DATE: 04/07/75

INSTRUMENT: NDIR TRAIN: MASS PIC: MALLOW

THE BEST CURVE FIT PROGRAM (IMPLEMENTED ON THE COMPUCORP MODEL 445) YIELDS COEFFICIENTS FOR THE EQUATION:

CONCENTRATION = A(0) + A(1)*DEFLECTION + A(2)*(DEFLECTION**2) + - - - - + A(4)*(DEFLECTION**4)

A(0) = -0.35194213D-03
A(1) = 0.26179445D-01
A(2) = 0.11771549D-03
A(3) = 0.26228277D-06

CALIBRATION POINTS		CALCULATED VALUES			
DEFLECTION	CONCENTRATION	DEFLECTION	CONCENTRATION	DIFFERENCE	%ERROR
0.0	0.0	0.0	-0.0		
22.5	0.6	22.5	0.7	0.0	0.195
47.2	1.5	47.2	1.5	-0.0	-0.121
64.8	2.3	64.8	2.3	0.0	0.032
83.1	3.1	83.1	3.1	0.0	0.012
98.0	3.4	98.0	3.4	-0.0	-0.009

DEFLECTION TO CONCENTRATION CONVERSION TABLE

LOCATION: ANAHEIM POLLUTANT: CO2 RANGE: 0 - 4% CAL. DATE: 04/07/75

DEFLECTION	CONCENTRATION									
	0.0	0.1	0.2	0.3	0.4	0.5	0.6	0.7	0.8	0.9
0.0	-0.00	0.00	0.00	0.01	0.01	0.01	0.02	0.02	0.02	0.02
1.0	0.03	0.03	0.03	0.03	0.04	0.04	0.04	0.04	0.05	0.05
2.0	0.05	0.06	0.06	0.06	0.06	0.07	0.07	0.07	0.07	0.08
3.0	0.08	0.08	0.08	0.09	0.09	0.09	0.10	0.10	0.10	0.10
4.0	0.11	0.11	0.11	0.11	0.12	0.12	0.12	0.13	0.13	0.13
5.0	0.13	0.14	0.14	0.14	0.14	0.15	0.15	0.15	0.16	0.16
6.0	0.16	0.16	0.17	0.17	0.17	0.17	0.18	0.18	0.18	0.19
7.0	0.19	0.19	0.19	0.20	0.20	0.20	0.21	0.21	0.21	0.21
8.0	0.22	0.22	0.22	0.23	0.23	0.23	0.23	0.24	0.24	0.24
9.0	0.24	0.25	0.25	0.25	0.26	0.26	0.26	0.26	0.27	0.27
10.0	0.27	0.28	0.28	0.28	0.28	0.29	0.29	0.29	0.30	0.30
11.0	0.30	0.31	0.31	0.31	0.31	0.32	0.32	0.32	0.33	0.33
12.0	0.33	0.33	0.34	0.34	0.34	0.35	0.35	0.35	0.35	0.36
13.0	0.36	0.36	0.37	0.37	0.37	0.38	0.38	0.38	0.38	0.39
14.0	0.39	0.39	0.40	0.40	0.40	0.40	0.41	0.41	0.41	0.42
15.0	0.42	0.42	0.43	0.43	0.43	0.43	0.44	0.44	0.44	0.45
16.0	0.45	0.45	0.46	0.46	0.46	0.46	0.47	0.47	0.47	0.48
17.0	0.48	0.48	0.49	0.49	0.49	0.50	0.50	0.50	0.50	0.51
18.0	0.51	0.51	0.52	0.52	0.52	0.53	0.53	0.53	0.54	0.54
19.0	0.54	0.54	0.55	0.55	0.55	0.56	0.56	0.56	0.57	0.57
20.0	0.57	0.58	0.58	0.58	0.58	0.59	0.59	0.59	0.60	0.60
21.0	0.60	0.61	0.61	0.61	0.62	0.62	0.62	0.63	0.63	0.63
22.0	0.64	0.64	0.64	0.64	0.65	0.65	0.65	0.66	0.66	0.66
23.0	0.67	0.67	0.67	0.68	0.68	0.68	0.69	0.69	0.69	0.70
24.0	0.70	0.70	0.71	0.71	0.71	0.72	0.72	0.72	0.73	0.73
25.0	0.73	0.74	0.74	0.74	0.74	0.75	0.75	0.75	0.76	0.76
26.0	0.76	0.77	0.77	0.77	0.78	0.78	0.78	0.79	0.79	0.79
27.0	0.80	0.80	0.80	0.81	0.81	0.81	0.82	0.82	0.82	0.83
28.0	0.83	0.83	0.84	0.84	0.84	0.85	0.85	0.85	0.86	0.86
29.0	0.86	0.87	0.87	0.87	0.88	0.88	0.88	0.89	0.89	0.89
30.0	0.90	0.90	0.90	0.91	0.91	0.92	0.92	0.92	0.93	0.93
31.0	0.93	0.94	0.94	0.94	0.95	0.95	0.95	0.96	0.96	0.96
32.0	0.97	0.97	0.97	0.98	0.98	0.98	0.99	0.99	0.99	1.00
33.0	1.00	1.00	1.01	1.01	1.02	1.02	1.02	1.03	1.03	1.03
34.0	1.04	1.04	1.04	1.05	1.05	1.05	1.06	1.06	1.06	1.07

C-60

DEFLECTION TO CONCENTRATION CONVERSION TABLE

LOCATION: ANAHEIM POLLUTANT: CO2 RANGE: 0 - 4% CAL. DATE: 04/07/75

DEFLECTION	CONCENTRATION 0.0	0.1	0.2	0.3	0.4	0.5	0.6	0.7	0.8	0.9
35.0	1.07	1.07	1.08	1.08	1.09	1.09	1.09	1.10	1.10	1.10
36.0	1.11	1.11	1.11	1.12	1.12	1.12	1.13	1.13	1.14	1.14
37.0	1.14	1.15	1.15	1.15	1.16	1.16	1.16	1.17	1.17	1.18
38.0	1.18	1.18	1.19	1.19	1.19	1.20	1.20	1.20	1.21	1.21
39.0	1.22	1.22	1.22	1.23	1.23	1.23	1.24	1.24	1.24	1.25
40.0	1.25	1.26	1.26	1.26	1.27	1.27	1.27	1.28	1.28	1.29
41.0	1.29	1.29	1.30	1.30	1.30	1.31	1.31	1.32	1.32	1.32
42.0	1.33	1.33	1.33	1.34	1.34	1.35	1.35	1.35	1.36	1.36
43.0	1.36	1.37	1.37	1.38	1.38	1.38	1.39	1.39	1.39	1.40
44.0	1.40	1.41	1.41	1.41	1.42	1.42	1.42	1.43	1.43	1.44
45.0	1.44	1.44	1.45	1.45	1.46	1.46	1.46	1.47	1.47	1.47
46.0	1.48	1.48	1.49	1.49	1.49	1.50	1.50	1.51	1.51	1.51
47.0	1.52	1.52	1.52	1.52	1.53	1.54	1.54	1.54	1.55	1.55
48.0	1.56	1.56	1.56	1.57	1.57	1.58	1.58	1.58	1.59	1.59
49.0	1.60	1.60	1.60	1.61	1.61	1.62	1.62	1.62	1.63	1.63
50.0	1.64	1.64	1.64	1.65	1.65	1.66	1.66	1.66	1.67	1.67
51.0	1.68	1.68	1.68	1.69	1.69	1.70	1.70	1.70	1.71	1.71
52.0	1.72	1.72	1.72	1.73	1.73	1.74	1.74	1.74	1.75	1.75
53.0	1.76	1.76	1.77	1.77	1.77	1.78	1.78	1.79	1.79	1.79
54.0	1.80	1.80	1.81	1.81	1.81	1.82	1.82	1.83	1.83	1.84
55.0	1.84	1.84	1.85	1.85	1.86	1.86	1.86	1.87	1.87	1.88
56.0	1.88	1.89	1.89	1.89	1.90	1.90	1.91	1.91	1.91	1.92
57.0	1.92	1.93	1.93	1.94	1.94	1.94	1.95	1.95	1.96	1.96
58.0	1.97	1.97	1.97	1.98	1.98	1.99	1.99	2.00	2.00	2.00
59.0	2.01	2.01	2.02	2.02	2.03	2.03	2.03	2.04	2.04	2.05
60.0	2.05	2.06	2.06	2.06	2.07	2.07	2.08	2.08	2.09	2.09
61.0	2.09	2.10	2.10	2.11	2.11	2.12	2.12	2.12	2.13	2.13
62.0	2.14	2.14	2.15	2.15	2.16	2.16	2.16	2.17	2.17	2.18
63.0	2.18	2.19	2.19	2.20	2.20	2.20	2.21	2.21	2.22	2.22
64.0	2.23	2.23	2.23	2.24	2.24	2.25	2.25	2.26	2.26	2.27
65.0	2.27	2.28	2.28	2.28	2.29	2.29	2.30	2.30	2.31	2.31
66.0	2.32	2.32	2.32	2.33	2.33	2.34	2.34	2.35	2.35	2.36
67.0	2.36	2.37	2.37	2.37	2.38	2.38	2.39	2.39	2.40	2.40
68.0	2.41	2.41	2.42	2.42	2.42	2.43	2.43	2.44	2.44	2.45
69.0	2.45	2.46	2.46	2.47	2.47	2.48	2.48	2.49	2.49	2.49

C-61

DEFLECTION TO CONCENTRATION CONVERSION TABLE

LOCATION: ANAHEIM POLLUTANT: CO2 RANGE: 0 - 4% CAL. DATE: 04/07/75

DEFLECTION	CONCENTRATION									
	0.0	0.1	0.2	0.3	0.4	0.5	0.6	0.7	0.8	0.9
70.0	2.50	2.50	2.51	2.51	2.52	2.52	2.53	2.53	2.54	2.54
71.0	2.55	2.55	2.56	2.56	2.56	2.57	2.57	2.58	2.58	2.59
72.0	2.59	2.60	2.60	2.61	2.61	2.62	2.62	2.63	2.63	2.64
73.0	2.64	2.64	2.65	2.65	2.66	2.66	2.67	2.67	2.68	2.68
74.0	2.69	2.69	2.70	2.70	2.71	2.71	2.72	2.72	2.73	2.73
75.0	2.74	2.74	2.75	2.75	2.76	2.76	2.76	2.77	2.77	2.78
76.0	2.78	2.79	2.79	2.80	2.80	2.81	2.81	2.82	2.82	2.83
77.0	2.83	2.84	2.84	2.85	2.85	2.86	2.86	2.87	2.87	2.88
78.0	2.88	2.89	2.89	2.90	2.90	2.91	2.91	2.92	2.92	2.93
79.0	2.93	2.94	2.94	2.95	2.95	2.96	2.96	2.97	2.97	2.98
80.0	2.98	2.99	2.99	3.00	3.00	3.01	3.01	3.02	3.02	3.03
81.0	3.03	3.04	3.04	3.05	3.05	3.06	3.06	3.07	3.07	3.08
82.0	3.08	3.09	3.09	3.10	3.10	3.11	3.11	3.12	3.12	3.13
83.0	3.13	3.14	3.14	3.15	3.15	3.16	3.16	3.17	3.17	3.18
84.0	3.18	3.19	3.20	3.20	3.21	3.21	3.22	3.22	3.23	3.23
85.0	3.24	3.24	3.25	3.25	3.26	3.26	3.27	3.27	3.28	3.28
86.0	3.29	3.29	3.30	3.30	3.31	3.31	3.32	3.33	3.33	3.34
87.0	3.34	3.35	3.35	3.36	3.36	3.37	3.37	3.38	3.38	3.39
88.0	3.39	3.40	3.40	3.41	3.41	3.42	3.43	3.43	3.44	3.44
89.0	3.45	3.45	3.46	3.46	3.47	3.47	3.48	3.48	3.49	3.50
90.0	3.50	3.51	3.51	3.52	3.52	3.53	3.53	3.54	3.54	3.55
91.0	3.55	3.56	3.57	3.57	3.58	3.58	3.59	3.59	3.60	3.60
92.0	3.61	3.61	3.62	3.62	3.63	3.64	3.64	3.65	3.65	3.66
93.0	3.66	3.67	3.67	3.68	3.69	3.69	3.70	3.70	3.71	3.71
94.0	3.72	3.72	3.73	3.74	3.74	3.75	3.75	3.76	3.76	3.77
95.0	3.77	3.78	3.79	3.79	3.80	3.80	3.81	3.81	3.82	3.82
96.0	3.83	3.84	3.84	3.85	3.85	3.86	3.86	3.87	3.87	3.88
97.0	3.89	3.89	3.90	3.90	3.91	3.91	3.92	3.93	3.93	3.94
98.0	3.94	3.95	3.95	3.96	3.97	3.97	3.98	3.98	3.99	3.99
99.0	4.00	4.01	4.01	4.02	4.02	4.03	4.03	4.04	4.05	4.05

DEFLECTION TO CONCENTRATION CONVERSION TABLE

LOCATION: ANAHEIM POLLUTANT: NOX RANGE: 0 - 100 PPM CAL. DATE: 02/14/75

INSTRUMENT: TECO-CL TRAIN: MASS PIC: MALLOW

THE BEST CURVE FIT PROGRAM (IMPLEMENTED ON THE COMPUCORP MODEL 445) YIELDS COEFFICIENTS FOR THE EQUATION:

CONCENTRATION = A(0) + A(1)*DEFLECTION + A(2)*(DEFLECTION**2) + - - - - + A(4)*(DEFLECTION**4)

A(0) = -0.18221630D+00
A(1) = 0.10019748D+01

CALIBRATION POINTS		CALCULATED VALUES			
DEFLECTION	CONCENTRATION	DEFLECTION	CONCENTRATION	DIFFERENCE	%ERROR
0.0	0.0	0.0	-0.2		
32.7	32.3	32.7	32.6	0.3	0.874
92.2	92.3	92.2	92.2	-0.1	-0.109

DEFLECTION TO CONCENTRATION CONVERSION TABLE

LOCATION: ANAHEIM POLLUTANT: NOX RANGE: 0 - 100 PPM CAL. DATE: 02/14/75

DEFLECTION	CONCENTRATION 0.0	0.1	0.2	0.3	0.4	0.5	0.6	0.7	0.8	0.9
0.0	-0.18	-0.08	0.02	0.12	0.22	0.32	0.42	0.52	0.62	0.72
1.0	0.82	0.92	1.02	1.12	1.22	1.32	1.42	1.52	1.62	1.72
2.0	1.82	1.92	2.02	2.12	2.22	2.32	2.42	2.52	2.62	2.72
3.0	2.82	2.92	3.02	3.12	3.22	3.32	3.42	3.53	3.63	3.73
4.0	3.83	3.93	4.03	4.13	4.23	4.33	4.43	4.53	4.63	4.73
5.0	4.83	4.93	5.03	5.13	5.23	5.33	5.43	5.53	5.63	5.73
6.0	5.83	5.93	6.03	6.13	6.23	6.33	6.43	6.53	6.63	6.73
7.0	6.83	6.93	7.03	7.13	7.23	7.33	7.43	7.53	7.63	7.73
8.0	7.83	7.93	8.03	8.13	8.23	8.33	8.43	8.53	8.64	8.74
9.0	8.84	8.94	9.04	9.14	9.24	9.34	9.44	9.54	9.64	9.74
10.0	9.84	9.94	10.04	10.14	10.24	10.34	10.44	10.54	10.64	10.74
11.0	10.84	10.94	11.04	11.14	11.24	11.34	11.44	11.54	11.64	11.74
12.0	11.84	11.94	12.04	12.14	12.24	12.34	12.44	12.54	12.64	12.74
13.0	12.84	12.94	13.04	13.14	13.24	13.34	13.44	13.54	13.65	13.75
14.0	13.85	13.95	14.05	14.15	14.25	14.35	14.45	14.55	14.65	14.75
15.0	14.85	14.95	15.05	15.15	15.25	15.35	15.45	15.55	15.65	15.75
16.0	15.85	15.95	16.05	16.15	16.25	16.35	16.45	16.55	16.65	16.75
17.0	16.85	16.95	17.05	17.15	17.25	17.35	17.45	17.55	17.65	17.75
18.0	17.85	17.95	18.05	18.15	18.25	18.35	18.45	18.55	18.65	18.76
19.0	18.86	18.96	19.06	19.16	19.26	19.36	19.46	19.56	19.66	19.76
20.0	19.86	19.96	20.06	20.16	20.26	20.36	20.46	20.56	20.66	20.76
21.0	20.86	20.96	21.06	21.16	21.26	21.36	21.46	21.56	21.66	21.76
22.0	21.86	21.96	22.06	22.16	22.26	22.36	22.46	22.56	22.66	22.76
23.0	22.86	22.96	23.06	23.16	23.26	23.36	23.46	23.56	23.66	23.76
24.0	23.87	23.97	24.07	24.17	24.27	24.37	24.47	24.57	24.67	24.77
25.0	24.87	24.97	25.07	25.17	25.27	25.37	25.47	25.57	25.67	25.77
26.0	25.87	25.97	26.07	26.17	26.27	26.37	26.47	26.57	26.67	26.77
27.0	26.87	26.97	27.07	27.17	27.27	27.37	27.47	27.57	27.67	27.77
28.0	27.87	27.97	28.07	28.17	28.27	28.37	28.47	28.57	28.67	28.77
29.0	28.88	28.98	29.08	29.18	29.28	29.38	29.48	29.58	29.68	29.78
30.0	29.88	29.98	30.08	30.18	30.28	30.38	30.48	30.58	30.68	30.78
31.0	30.88	30.98	31.08	31.18	31.28	31.38	31.48	31.58	31.68	31.78
32.0	31.88	31.98	32.08	32.18	32.28	32.38	32.48	32.58	32.68	32.78
33.0	32.88	32.98	33.08	33.18	33.28	33.38	33.48	33.58	33.68	33.78
34.0	33.88	33.99	34.09	34.19	34.29	34.39	34.49	34.59	34.69	34.79

C-24

DEFLECTION TO CONCENTRATION CONVERSION TABLE

LOCATION: ANAHEIM POLLUTANT: NOX RANGE: 0 - 100 PPM CAL. DATE: 02/14/75

DEFLECTION	CONCENTRATION									
	0.0	0.1	0.2	0.3	0.4	0.5	0.6	0.7	0.8	0.9
35.0	34.89	34.99	35.09	35.19	35.29	35.39	35.49	35.59	35.69	35.79
36.0	35.89	35.99	36.09	36.19	36.29	36.39	36.49	36.59	36.69	36.79
37.0	36.89	36.99	37.09	37.19	37.29	37.39	37.49	37.59	37.69	37.79
38.0	37.89	37.99	38.09	38.19	38.29	38.39	38.49	38.59	38.69	38.79
39.0	38.89	38.99	39.10	39.20	39.30	39.40	39.50	39.60	39.70	39.80
40.0	39.90	40.00	40.10	40.20	40.30	40.40	40.50	40.60	40.70	40.80
41.0	40.90	41.00	41.10	41.20	41.30	41.40	41.50	41.60	41.70	41.80
42.0	41.90	42.00	42.10	42.20	42.30	42.40	42.50	42.60	42.70	42.80
43.0	42.90	43.00	43.10	43.20	43.30	43.40	43.50	43.60	43.70	43.80
44.0	43.90	44.00	44.11	44.21	44.31	44.41	44.51	44.61	44.71	44.81
45.0	44.91	45.01	45.11	45.21	45.31	45.41	45.51	45.61	45.71	45.81
46.0	45.91	46.01	46.11	46.21	46.31	46.41	46.51	46.61	46.71	46.81
47.0	46.91	47.01	47.11	47.21	47.31	47.41	47.51	47.61	47.71	47.81
48.0	47.91	48.01	48.11	48.21	48.31	48.41	48.51	48.61	48.71	48.81
49.0	48.91	49.01	49.11	49.22	49.32	49.42	49.52	49.62	49.72	49.82
50.0	49.92	50.02	50.12	50.22	50.32	50.42	50.52	50.62	50.72	50.82
51.0	50.92	51.02	51.12	51.22	51.32	51.42	51.52	51.62	51.72	51.82
52.0	51.92	52.02	52.12	52.22	52.32	52.42	52.52	52.62	52.72	52.82
53.0	52.92	53.02	53.12	53.22	53.32	53.42	53.52	53.62	53.72	53.82
54.0	53.92	54.02	54.12	54.23	54.33	54.43	54.53	54.63	54.73	54.83
55.0	54.93	55.03	55.13	55.23	55.33	55.43	55.53	55.63	55.73	55.83
56.0	55.93	56.03	56.13	56.23	56.33	56.43	56.53	56.63	56.73	56.83
57.0	56.93	57.03	57.13	57.23	57.33	57.43	57.53	57.63	57.73	57.83
58.0	57.93	58.03	58.13	58.23	58.33	58.43	58.53	58.63	58.73	58.83
59.0	58.93	59.03	59.13	59.23	59.34	59.44	59.54	59.64	59.74	59.84
60.0	59.94	60.04	60.14	60.24	60.34	60.44	60.54	60.64	60.74	60.84
61.0	60.94	61.04	61.14	61.24	61.34	61.44	61.54	61.64	61.74	61.84
62.0	61.94	62.04	62.14	62.24	62.34	62.44	62.54	62.64	62.74	62.84
63.0	62.94	63.04	63.14	63.24	63.34	63.44	63.54	63.64	63.74	63.84
64.0	63.94	64.04	64.14	64.24	64.34	64.45	64.55	64.65	64.75	64.85
65.0	64.95	65.05	65.15	65.25	65.35	65.45	65.55	65.65	65.75	65.85
66.0	65.95	66.05	66.15	66.25	66.35	66.45	66.55	66.65	66.75	66.85
67.0	66.95	67.05	67.15	67.25	67.35	67.45	67.55	67.65	67.75	67.85
68.0	67.95	68.05	68.15	68.25	68.35	68.45	68.55	68.65	68.75	68.85
69.0	68.95	69.05	69.15	69.25	69.35	69.46	69.56	69.66	69.76	69.86

DEFLECTION TO CONCENTRATION CONVERSION TABLE

LOCATION: ANAHEIM POLLUTANT: NOX RANGE: 0 - 100 PPM CAL. DATE: 02/14/75

DEFLECTION	CONCENTRATION									
	0.0	0.1	0.2	0.3	0.4	0.5	0.6	0.7	0.8	0.9
70.0	69.96	70.06	70.16	70.26	70.36	70.46	70.56	70.66	70.76	70.86
71.0	70.96	71.06	71.16	71.26	71.36	71.46	71.56	71.66	71.76	71.86
72.0	71.96	72.06	72.16	72.26	72.36	72.46	72.56	72.66	72.76	72.86
73.0	72.96	73.06	73.16	73.26	73.36	73.46	73.56	73.66	73.76	73.86
74.0	73.96	74.06	74.16	74.26	74.36	74.46	74.57	74.67	74.77	74.87
75.0	74.97	75.07	75.17	75.27	75.37	75.47	75.57	75.67	75.77	75.87
76.0	75.97	76.07	76.17	76.27	76.37	76.47	76.57	76.67	76.77	76.87
77.0	76.97	77.07	77.17	77.27	77.37	77.47	77.57	77.67	77.77	77.87
78.0	77.97	78.07	78.17	78.27	78.37	78.47	78.57	78.67	78.77	78.87
79.0	78.97	79.07	79.17	79.27	79.37	79.47	79.57	79.68	79.78	79.88
80.0	79.98	80.08	80.18	80.28	80.38	80.48	80.58	80.68	80.78	80.88
81.0	80.98	81.08	81.18	81.28	81.38	81.48	81.58	81.68	81.78	81.88
82.0	81.98	82.08	82.18	82.28	82.38	82.48	82.58	82.68	82.78	82.88
83.0	82.98	83.08	83.18	83.28	83.38	83.48	83.58	83.68	83.78	83.88
84.0	83.98	84.08	84.18	84.28	84.38	84.48	84.58	84.69	84.79	84.89
85.0	84.99	85.09	85.19	85.29	85.39	85.49	85.59	85.69	85.79	85.89
86.0	85.99	86.09	86.19	86.29	86.39	86.49	86.59	86.69	86.79	86.89
87.0	86.99	87.09	87.19	87.29	87.39	87.49	87.59	87.69	87.79	87.89
88.0	87.99	88.09	88.19	88.29	88.39	88.49	88.59	88.69	88.79	88.89
89.0	88.99	89.09	89.19	89.29	89.39	89.49	89.59	89.69	89.80	89.90
90.0	90.00	90.10	90.20	90.30	90.40	90.50	90.60	90.70	90.80	90.90
91.0	91.00	91.10	91.20	91.30	91.40	91.50	91.60	91.70	91.80	91.90
92.0	92.00	92.10	92.20	92.30	92.40	92.50	92.60	92.70	92.80	92.90
93.0	93.00	93.10	93.20	93.30	93.40	93.50	93.60	93.70	93.80	93.90
94.0	94.00	94.10	94.20	94.30	94.40	94.50	94.60	94.70	94.81	94.91
95.0	95.01	95.11	95.21	95.31	95.41	95.51	95.61	95.71	95.81	95.91
96.0	96.01	96.11	96.21	96.31	96.41	96.51	96.61	96.71	96.81	96.91
97.0	97.01	97.11	97.21	97.31	97.41	97.51	97.61	97.71	97.81	97.91
98.0	98.01	98.11	98.21	98.31	98.41	98.51	98.61	98.71	98.81	98.91
99.0	99.01	99.11	99.21	99.31	99.41	99.51	99.61	99.71	99.81	99.92

DEFLECTION TO CONCENTRATION CONVERSION TABLE

LOCATION: ANAHEIM POLLUTANT: NOX RANGE: 0 - 100 PPM CAL. DATE: 01/14/75

INSTRUMENT: CL 125 TRAIN: MASS PIC: MCMILLEN

THE BEST CURVE FIT PROGRAM (IMPLEMENTED ON THE COMPUCORP MODEL 445) YIELDS COEFFICIENTS FOR THE EQUATION:

CONCENTRATION = A(0) + A(1)*DEFLECTION + A(2)*(DEFLECTION**2) + - - - - + A(4)*(DEFLECTION**4)

A(0) = 0.69642007D-01
A(1) = 0.15607327D+01

CALIBRATION POINTS		CALCULATED VALUES			
DEFLECTION	CONCENTRATION	DEFLECTION	CONCENTRATION	DIFFERENCE	%ERROR
0.0	0.0	0.0	0.1		
32.1	32.3	32.1	32.2	-0.1	-0.331
92.2	92.3	92.2	92.3	0.0	0.040

DEFLECTION TO CONCENTRATION CONVERSION TABLE

LOCATION: ANAHEIM POLLUTANT: NOX RANGE: 0 - 100 PPM CAL. DATE: 01/14/75

DEFLECTION	CONCENTRATION									
	0.0	0.1	0.2	0.3	0.4	0.5	0.6	0.7	0.8	0.9
0.0	0.07	0.17	0.27	0.37	0.47	0.57	0.67	0.77	0.87	0.97
1.0	1.07	1.17	1.27	1.37	1.47	1.57	1.67	1.77	1.87	1.97
2.0	2.07	2.17	2.27	2.37	2.47	2.57	2.67	2.77	2.87	2.97
3.0	3.07	3.17	3.27	3.37	3.47	3.57	3.67	3.77	3.87	3.97
4.0	4.07	4.17	4.27	4.37	4.47	4.57	4.67	4.77	4.87	4.97
5.0	5.07	5.17	5.27	5.37	5.47	5.57	5.67	5.77	5.87	5.97
6.0	6.07	6.17	6.27	6.37	6.47	6.57	6.67	6.77	6.87	6.97
7.0	7.07	7.17	7.27	7.37	7.48	7.58	7.68	7.78	7.88	7.98
8.0	8.08	8.18	8.28	8.38	8.48	8.58	8.68	8.78	8.88	8.98
9.0	9.08	9.18	9.28	9.38	9.48	9.58	9.68	9.78	9.88	9.98
10.0	10.08	10.18	10.28	10.38	10.48	10.58	10.68	10.78	10.88	10.98
11.0	11.08	11.18	11.28	11.38	11.48	11.58	11.68	11.78	11.88	11.98
12.0	12.08	12.18	12.28	12.38	12.48	12.58	12.68	12.78	12.88	12.98
13.0	13.08	13.18	13.28	13.38	13.48	13.58	13.68	13.78	13.88	13.98
14.0	14.08	14.18	14.28	14.38	14.48	14.58	14.68	14.78	14.88	14.98
15.0	15.08	15.18	15.28	15.38	15.48	15.58	15.68	15.78	15.88	15.98
16.0	16.08	16.18	16.28	16.38	16.48	16.58	16.68	16.78	16.88	16.98
17.0	17.08	17.18	17.28	17.38	17.48	17.58	17.68	17.78	17.88	17.98
18.0	18.08	18.18	18.28	18.38	18.48	18.58	18.68	18.78	18.88	18.98
19.0	19.08	19.18	19.28	19.38	19.48	19.58	19.68	19.78	19.88	19.98
20.0	20.08	20.18	20.28	20.38	20.48	20.58	20.68	20.78	20.88	20.98
21.0	21.09	21.19	21.29	21.39	21.49	21.59	21.69	21.79	21.89	21.99
22.0	22.09	22.19	22.29	22.39	22.49	22.59	22.69	22.79	22.89	22.99
23.0	23.09	23.19	23.29	23.39	23.49	23.59	23.69	23.79	23.89	23.99
24.0	24.09	24.19	24.29	24.39	24.49	24.59	24.69	24.79	24.89	24.99
25.0	25.09	25.19	25.29	25.39	25.49	25.59	25.69	25.79	25.89	25.99
26.0	26.09	26.19	26.29	26.39	26.49	26.59	26.69	26.79	26.89	26.99
27.0	27.09	27.19	27.29	27.39	27.49	27.59	27.69	27.79	27.89	27.99
28.0	28.09	28.19	28.29	28.39	28.49	28.59	28.69	28.79	28.89	28.99
29.0	29.09	29.19	29.29	29.39	29.49	29.59	29.69	29.79	29.89	29.99
30.0	30.09	30.19	30.29	30.39	30.49	30.59	30.69	30.79	30.89	30.99
31.0	31.09	31.19	31.29	31.39	31.49	31.59	31.69	31.79	31.89	31.99
32.0	32.09	32.19	32.29	32.39	32.49	32.59	32.69	32.79	32.89	32.99
33.0	33.09	33.19	33.29	33.39	33.49	33.59	33.69	33.79	33.89	33.99
34.0	34.09	34.19	34.29	34.39	34.49	34.59	34.69	34.80	34.90	35.00

DEFLECTION TO CONCENTRATION CONVERSION TABLE

LOCATION: ANAHEIM POLLUTANT: NOX RANGE: 0 - 100 PPM CAL. DATE: 01/14/75

DEFLECTION	CONCENTRATION									
	0.0	0.1	0.2	0.3	0.4	0.5	0.6	0.7	0.8	0.9
35.0	35.10	35.20	35.30	35.40	35.50	35.60	35.70	35.80	35.90	36.00
36.0	36.10	36.20	36.30	36.40	36.50	36.60	36.70	36.80	36.90	37.00
37.0	37.10	37.20	37.30	37.40	37.50	37.60	37.70	37.80	37.90	38.00
38.0	38.10	38.20	38.30	38.40	38.50	38.60	38.70	38.80	38.90	39.00
39.0	39.10	39.20	39.30	39.40	39.50	39.60	39.70	39.80	39.90	40.00
40.0	40.10	40.20	40.30	40.40	40.50	40.60	40.70	40.80	40.90	41.00
41.0	41.10	41.20	41.30	41.40	41.50	41.60	41.70	41.80	41.90	42.00
42.0	42.10	42.20	42.30	42.40	42.50	42.60	42.70	42.80	42.90	43.00
43.0	43.10	43.20	43.30	43.40	43.50	43.60	43.70	43.80	43.90	44.00
44.0	44.10	44.20	44.30	44.40	44.50	44.60	44.70	44.80	44.90	45.00
45.0	45.10	45.20	45.30	45.40	45.50	45.60	45.70	45.80	45.90	46.00
46.0	46.10	46.20	46.30	46.40	46.50	46.60	46.70	46.80	46.90	47.00
47.0	47.10	47.20	47.30	47.40	47.50	47.60	47.70	47.80	47.90	48.00
48.0	48.10	48.20	48.30	48.41	48.51	48.61	48.71	48.81	48.91	49.01
49.0	49.11	49.21	49.31	49.41	49.51	49.61	49.71	49.81	49.91	50.01
50.0	50.11	50.21	50.31	50.41	50.51	50.61	50.71	50.81	50.91	51.01
51.0	51.11	51.21	51.31	51.41	51.51	51.61	51.71	51.81	51.91	52.01
52.0	52.11	52.21	52.31	52.41	52.51	52.61	52.71	52.81	52.91	53.01
53.0	53.11	53.21	53.31	53.41	53.51	53.61	53.71	53.81	53.91	54.01
54.0	54.11	54.21	54.31	54.41	54.51	54.61	54.71	54.81	54.91	55.01
55.0	55.11	55.21	55.31	55.41	55.51	55.61	55.71	55.81	55.91	56.01
56.0	56.11	56.21	56.31	56.41	56.51	56.61	56.71	56.81	56.91	57.01
57.0	57.11	57.21	57.31	57.41	57.51	57.61	57.71	57.81	57.91	58.01
58.0	58.11	58.21	58.31	58.41	58.51	58.61	58.71	58.81	58.91	59.01
59.0	59.11	59.21	59.31	59.41	59.51	59.61	59.71	59.81	59.91	60.01
60.0	60.11	60.21	60.31	60.41	60.51	60.61	60.71	60.81	60.91	61.01
61.0	61.11	61.21	61.31	61.41	61.51	61.61	61.71	61.81	61.91	62.01
62.0	62.12	62.22	62.32	62.42	62.52	62.62	62.72	62.82	62.92	63.02
63.0	63.12	63.22	63.32	63.42	63.52	63.62	63.72	63.82	63.92	64.02
64.0	64.12	64.22	64.32	64.42	64.52	64.62	64.72	64.82	64.92	65.02
65.0	65.12	65.22	65.32	65.42	65.52	65.62	65.72	65.82	65.92	66.02
66.0	66.12	66.22	66.32	66.42	66.52	66.62	66.72	66.82	66.92	67.02
67.0	67.12	67.22	67.32	67.42	67.52	67.62	67.72	67.82	67.92	68.02
68.0	68.12	68.22	68.32	68.42	68.52	68.62	68.72	68.82	68.92	69.02
69.0	69.12	69.22	69.32	69.42	69.52	69.62	69.72	69.82	69.92	70.02

DEFLECTION TO CONCENTRATION CONVERSION TABLE

LOCATION: ANAHEIM POLLUTANT: NOX RANGE: 0 - 100 PPM CAL. DATE: 01/14/75

DEFLECTION	CONCENTRATION									
	0.0	0.1	0.2	0.3	0.4	0.5	0.6	0.7	0.8	0.9
70.0	70.12	70.22	70.32	70.42	70.52	70.62	70.72	70.82	70.92	71.02
71.0	71.12	71.22	71.32	71.42	71.52	71.62	71.72	71.82	71.92	72.02
72.0	72.12	72.22	72.32	72.42	72.52	72.62	72.72	72.82	72.92	73.02
73.0	73.12	73.22	73.32	73.42	73.52	73.62	73.72	73.82	73.92	74.02
74.0	74.12	74.22	74.32	74.42	74.52	74.62	74.72	74.82	74.92	75.02
75.0	75.12	75.22	75.32	75.42	75.52	75.62	75.73	75.83	75.93	76.03
76.0	76.13	76.23	76.33	76.43	76.53	76.63	76.73	76.83	76.93	77.03
77.0	77.13	77.23	77.33	77.43	77.53	77.63	77.73	77.83	77.93	78.03
78.0	78.13	78.23	78.33	78.43	78.53	78.63	78.73	78.83	78.93	79.03
79.0	79.13	79.23	79.33	79.43	79.53	79.63	79.73	79.83	79.93	80.03
80.0	80.13	80.23	80.33	80.43	80.53	80.63	80.73	80.83	80.93	81.03
81.0	81.13	81.23	81.33	81.43	81.53	81.63	81.73	81.83	81.93	82.03
82.0	82.13	82.23	82.33	82.43	82.53	82.63	82.73	82.83	82.93	83.03
83.0	83.13	83.23	83.33	83.43	83.53	83.63	83.73	83.83	83.93	84.03
84.0	84.13	84.23	84.33	84.43	84.53	84.63	84.73	84.83	84.93	85.03
85.0	85.13	85.23	85.33	85.43	85.53	85.63	85.73	85.83	85.93	86.03
86.0	86.13	86.23	86.33	86.43	86.53	86.63	86.73	86.83	86.93	87.03
87.0	87.13	87.23	87.33	87.43	87.53	87.63	87.73	87.83	87.93	88.03
88.0	88.13	88.23	88.33	88.43	88.53	88.63	88.73	88.83	88.93	89.03
89.0	89.13	89.23	89.34	89.44	89.54	89.64	89.74	89.84	89.94	90.04
90.0	90.14	90.24	90.34	90.44	90.54	90.64	90.74	90.84	90.94	91.04
91.0	91.14	91.24	91.34	91.44	91.54	91.64	91.74	91.84	91.94	92.04
92.0	92.14	92.24	92.34	92.44	92.54	92.64	92.74	92.84	92.94	93.04
93.0	93.14	93.24	93.34	93.44	93.54	93.64	93.74	93.84	93.94	94.04
94.0	94.14	94.24	94.34	94.44	94.54	94.64	94.74	94.84	94.94	95.04
95.0	95.14	95.24	95.34	95.44	95.54	95.64	95.74	95.84	95.94	96.04
96.0	96.14	96.24	96.34	96.44	96.54	96.64	96.74	96.84	96.94	97.04
97.0	97.14	97.24	97.34	97.44	97.54	97.64	97.74	97.84	97.94	98.04
98.0	98.14	98.24	98.34	98.44	98.54	98.64	98.74	98.84	98.94	99.04
99.0	99.14	99.24	99.34	99.44	99.54	99.64	99.74	99.84	99.94	100.04

DEFLECTION TO CONCENTRATION CONVERSION TABLE

LOCATION: ANAHEIM POLLUTANT: NOX RANGE: 0 - 250 PPM CAL. DATE: 01/14/75

INSTRUMENT: CL 125 TRAIN: MASS PIC: MALLOW

THE BEST CURVE FIT PROGRAM (IMPLEMENTED ON THE COMPUCORP MODEL 445) YIELDS COEFFICIENTS FOR THE EQUATION:

CONCENTRATION = A(0) + A(1)*DEFLECTION + A(2)*(DEFLECTION**2) + - - - - + A(4)*(DEFLECTION**4)

A(0) = -0.75322580D-01
A(1) = 0.25032152D+01

CALIBRATION POINTS		CALCULATED VALUES			
DEFLECTION	CONCENTRATION	DEFLECTION	CONCENTRATION	DIFFERENCE	%ERROR
0.0	0.0	0.0	-0.1		
13.0	32.3	13.0	32.4	0.1	0.435
36.9	92.3	36.9	92.2	-0.1	-0.087
74.6	186.5	74.6	186.5	0.0	0.008

DEFLECTION TO CONCENTRATION CONVERSION TABLE

LOCATION: ANAHEIM POLLUTANT: NOX RANGE: 0 - 250 PPM CAL. DATE: 01/14/75

DEFLECTION	CONCENTRATION									
	0.0	0.1	0.2	0.3	0.4	0.5	0.6	0.7	0.8	0.9
0.0	-0.08	0.17	0.42	0.68	0.93	1.18	1.43	1.68	1.93	2.18
1.0	2.43	2.68	2.93	3.18	3.43	3.68	3.93	4.18	4.43	4.68
2.0	4.93	5.18	5.43	5.68	5.93	6.18	6.43	6.68	6.93	7.18
3.0	7.43	7.68	7.93	8.18	8.43	8.68	8.93	9.18	9.43	9.68
4.0	9.93	10.18	10.43	10.68	10.93	11.18	11.43	11.68	11.93	12.18
5.0	12.43	12.68	12.93	13.18	13.43	13.68	13.93	14.18	14.43	14.68
6.0	14.93	15.18	15.43	15.68	15.93	16.18	16.43	16.68	16.93	17.18
7.0	17.43	17.68	17.93	18.18	18.43	18.68	18.93	19.18	19.43	19.68
8.0	19.93	20.18	20.43	20.68	20.93	21.18	21.44	21.69	21.94	22.19
9.0	22.44	22.69	22.94	23.19	23.44	23.69	23.94	24.19	24.44	24.69
10.0	24.94	25.19	25.44	25.69	25.94	26.19	26.44	26.69	26.94	27.19
11.0	27.44	27.69	27.94	28.19	28.44	28.69	28.94	29.19	29.44	29.69
12.0	29.94	30.19	30.44	30.69	30.94	31.19	31.44	31.69	31.94	32.19
13.0	32.44	32.69	32.94	33.19	33.44	33.69	33.94	34.19	34.44	34.69
14.0	34.94	35.19	35.44	35.69	35.94	36.19	36.44	36.69	36.94	37.19
15.0	37.44	37.69	37.94	38.19	38.44	38.69	38.94	39.19	39.44	39.69
16.0	39.94	40.19	40.44	40.69	40.94	41.19	41.44	41.69	41.95	42.20
17.0	42.45	42.70	42.95	43.20	43.45	43.70	43.95	44.20	44.45	44.70
18.0	44.95	45.20	45.45	45.70	45.95	46.20	46.45	46.70	46.95	47.20
19.0	47.45	47.70	47.95	48.20	48.45	48.70	48.95	49.20	49.45	49.70
20.0	49.95	50.20	50.45	50.70	50.95	51.20	51.45	51.70	51.95	52.20
21.0	52.45	52.70	52.95	53.20	53.45	53.70	53.95	54.20	54.45	54.70
22.0	54.95	55.20	55.45	55.70	55.95	56.20	56.45	56.70	56.95	57.20
23.0	57.45	57.70	57.95	58.20	58.45	58.70	58.95	59.20	59.45	59.70
24.0	59.95	60.20	60.45	60.70	60.95	61.20	61.45	61.70	61.95	62.20
25.0	62.46	62.71	62.96	63.21	63.46	63.71	63.96	64.21	64.46	64.71
26.0	64.96	65.21	65.46	65.71	65.96	66.21	66.46	66.71	66.96	67.21
27.0	67.46	67.71	67.96	68.21	68.46	68.71	68.96	69.21	69.46	69.71
28.0	69.96	70.21	70.46	70.71	70.96	71.21	71.46	71.71	71.96	72.21
29.0	72.46	72.71	72.96	73.21	73.46	73.71	73.96	74.21	74.46	74.71
30.0	74.96	75.21	75.46	75.71	75.96	76.21	76.46	76.71	76.96	77.21
31.0	77.46	77.71	77.96	78.21	78.46	78.71	78.96	79.21	79.46	79.71
32.0	79.96	80.21	80.46	80.71	80.96	81.21	81.46	81.71	81.96	82.21
33.0	82.46	82.71	82.97	83.22	83.47	83.72	83.97	84.22	84.47	84.72
34.0	84.97	85.22	85.47	85.72	85.97	86.22	86.47	86.72	86.97	87.22

DEFLECTION TO CONCENTRATION CONVERSION TABLE

LOCATION: ANAHEIM POLLUTANT: NOX RANGE: 0 - 250 PPM CAL. DATE: 01/14/75

DEFLECTION	CONCENTRATION									
	0.0	0.1	0.2	0.3	0.4	0.5	0.6	0.7	0.8	0.9
35.0	87.47	87.72	87.97	88.22	88.47	88.72	88.97	89.22	89.47	89.72
36.0	89.97	90.22	90.47	90.72	90.97	91.22	91.47	91.72	91.97	92.22
37.0	92.47	92.72	92.97	93.22	93.47	93.72	93.97	94.22	94.47	94.72
38.0	94.97	95.22	95.47	95.72	95.97	96.22	96.47	96.72	96.97	97.22
39.0	97.47	97.72	97.97	98.22	98.47	98.72	98.97	99.22	99.47	99.72
40.0	99.97	100.22	100.47	100.72	100.97	101.22	101.47	101.72	101.97	102.22
41.0	102.47	102.72	102.97	103.22	103.48	103.73	103.98	104.23	104.48	104.73
42.0	104.98	105.23	105.48	105.73	105.98	106.23	106.48	106.73	106.98	107.23
43.0	107.48	107.73	107.98	108.23	108.48	108.73	108.98	109.23	109.48	109.73
44.0	109.98	110.23	110.48	110.73	110.98	111.23	111.48	111.73	111.98	112.23
45.0	112.48	112.73	112.98	113.23	113.48	113.73	113.98	114.23	114.48	114.73
46.0	114.98	115.23	115.48	115.73	115.98	116.23	116.48	116.73	116.98	117.23
47.0	117.48	117.73	117.98	118.23	118.48	118.73	118.98	119.23	119.48	119.73
48.0	119.98	120.23	120.48	120.73	120.98	121.23	121.48	121.73	121.98	122.23
49.0	122.48	122.73	122.98	123.23	123.48	123.73	123.98	124.24	124.49	124.74
50.0	124.99	125.24	125.49	125.74	125.99	126.24	126.49	126.74	126.99	127.24
51.0	127.49	127.74	127.99	128.24	128.49	128.74	128.99	129.24	129.49	129.74
52.0	129.99	130.24	130.49	130.74	130.99	131.24	131.49	131.74	131.99	132.24
53.0	132.49	132.74	132.99	133.24	133.49	133.74	133.99	134.24	134.49	134.74
54.0	134.99	135.24	135.49	135.74	135.99	136.24	136.49	136.74	136.99	137.24
55.0	137.49	137.74	137.99	138.24	138.49	138.74	138.99	139.24	139.49	139.74
56.0	139.99	140.24	140.49	140.74	140.99	141.24	141.49	141.74	141.99	142.24
57.0	142.49	142.74	142.99	143.24	143.49	143.74	143.99	144.24	144.49	144.75
58.0	145.00	145.25	145.50	145.75	146.00	146.25	146.50	146.75	147.00	147.25
59.0	147.50	147.75	148.00	148.25	148.50	148.75	149.00	149.25	149.50	149.75
60.0	150.00	150.25	150.50	150.75	151.00	151.25	151.50	151.75	152.00	152.25
61.0	152.50	152.75	153.00	153.25	153.50	153.75	154.00	154.25	154.50	154.75
62.0	155.00	155.25	155.50	155.75	156.00	156.25	156.50	156.75	157.00	157.25
63.0	157.50	157.75	158.00	158.25	158.50	158.75	159.00	159.25	159.50	159.75
64.0	160.00	160.25	160.50	160.75	161.00	161.25	161.50	161.75	162.00	162.25
65.0	162.50	162.75	163.00	163.25	163.50	163.75	164.00	164.25	164.50	164.75
66.0	165.00	165.26	165.51	165.76	166.01	166.26	166.51	166.76	167.01	167.26
67.0	167.51	167.76	168.01	168.26	168.51	168.76	169.01	169.26	169.51	169.76
68.0	170.01	170.26	170.51	170.76	171.01	171.26	171.51	171.76	172.01	172.26
69.0	172.51	172.76	173.01	173.26	173.51	173.76	174.01	174.26	174.51	174.76

DEFLECTION TO CONCENTRATION CONVERSION TABLE

LOCATION: ANAHEIM POLLUTANT: NOX RANGE: 0 - 250 PPM CAL. DATE: 01/14/75

DEFLECTION	CONCENTRATION									
	0.0	0.1	0.2	0.3	0.4	0.5	0.6	0.7	0.8	0.9
70.0	175.01	175.26	175.51	175.76	176.01	176.26	176.51	176.76	177.01	177.26
71.0	177.51	177.76	178.01	178.26	178.51	178.76	179.01	179.26	179.51	179.76
72.0	180.01	180.26	180.51	180.76	181.01	181.26	181.51	181.76	182.01	182.26
73.0	182.51	182.76	183.01	183.26	183.51	183.76	184.01	184.26	184.51	184.76
74.0	185.01	185.26	185.51	185.76	186.02	186.27	186.52	186.77	187.02	187.27
75.0	187.52	187.77	188.02	188.27	188.52	188.77	189.02	189.27	189.52	189.77
76.0	190.02	190.27	190.52	190.77	191.02	191.27	191.52	191.77	192.02	192.27
77.0	192.52	192.77	193.02	193.27	193.52	193.77	194.02	194.27	194.52	194.77
78.0	195.02	195.27	195.52	195.77	196.02	196.27	196.52	196.77	197.02	197.27
79.0	197.52	197.77	198.02	198.27	198.52	198.77	199.02	199.27	199.52	199.77
80.0	200.02	200.27	200.52	200.77	201.02	201.27	201.52	201.77	202.02	202.27
81.0	202.52	202.77	203.02	203.27	203.52	203.77	204.02	204.27	204.52	204.77
82.0	205.02	205.27	205.52	205.77	206.02	206.27	206.53	206.78	207.03	207.28
83.0	207.53	207.78	208.03	208.28	208.53	208.78	209.03	209.28	209.53	209.78
84.0	210.03	210.28	210.53	210.78	211.03	211.28	211.53	211.78	212.03	212.28
85.0	212.53	212.78	213.03	213.28	213.53	213.78	214.03	214.28	214.53	214.78
86.0	215.03	215.28	215.53	215.78	216.03	216.28	216.53	216.78	217.03	217.28
87.0	217.53	217.78	218.03	218.28	218.53	218.78	219.03	219.28	219.53	219.78
88.0	220.03	220.28	220.53	220.78	221.03	221.28	221.53	221.78	222.03	222.28
89.0	222.53	222.78	223.03	223.28	223.53	223.78	224.03	224.28	224.53	224.78
90.0	225.03	225.28	225.53	225.78	226.03	226.28	226.53	226.78	227.04	227.29
91.0	227.54	227.79	228.04	228.29	228.54	228.79	229.04	229.29	229.54	229.79
92.0	230.04	230.29	230.54	230.79	231.04	231.29	231.54	231.79	232.04	232.29
93.0	232.54	232.79	233.04	233.29	233.54	233.79	234.04	234.29	234.54	234.79
94.0	235.04	235.29	235.54	235.79	236.04	236.29	236.54	236.79	237.04	237.29
95.0	237.54	237.79	238.04	238.29	238.54	238.79	239.04	239.29	239.54	239.79
96.0	240.04	240.29	240.54	240.79	241.04	241.29	241.54	241.79	242.04	242.29
97.0	242.54	242.79	243.04	243.29	243.54	243.79	244.04	244.29	244.54	244.79
98.0	245.04	245.29	245.54	245.79	246.04	246.29	246.54	246.79	247.04	247.29
99.0	247.55	247.80	248.05	248.30	248.55	248.80	249.05	249.30	249.55	249.80

DEFLECTION TO CONCENTRATION CONVERSION TABLE

LOCATION: ANAHEIM POLLUTANT: NOX RANGE: 0 - 1000 PPM CAL. DATE: 02/14/75

INSTRUMENT: TECO-CL TRAIN: MASS PIC: MALLOW

THE BEST CURVE FIT PROGRAM (IMPLEMENTED ON THE COMPUCORP MODEL 445) YIELDS COEFFICIENTS FOR THE EQUATION:

CONCENTRATION = A(0) + A(1)*DEFLECTION + A(2)*(DEFLECTION**2) + - - - - + A(4)*(DEFLECTION**4)

A(0) = 0.35784399D+00
A(1) = 0.99305132D+01

CALIBRATION POINTS		CALCULATED VALUES			
DEFLECTION	CONCENTRATION	DEFLECTION	CONCENTRATION	DIFFERENCE	%ERROR
0.0	0.0	0.0	0.4		
23.4	234.0	23.4	232.7	-1.3	-0.542
62.1	618.0	62.1	617.0	-1.0	-0.155
86.8	854.0	86.8	862.3	8.3	0.975
98.1	981.0	98.1	974.5	-6.5	-0.658

DEFLECTION TO CONCENTRATION CONVERSION TABLE

LOCATION: ANAHEIM POLLUTANT: NOX RANGE: 0 - 1000 PPM CAL. DATE: 02/14/75

DEFLECTION	CONCENTRATION									
	0.0	0.1	0.2	0.3	0.4	0.5	0.6	0.7	0.8	0.9
0.0	0.36	1.35	2.34	3.34	4.33	5.32	6.32	7.31	8.30	9.30
1.0	10.29	11.28	12.27	13.27	14.26	15.25	16.25	17.24	18.23	19.23
2.0	20.22	21.21	22.20	23.20	24.19	25.18	26.18	27.17	28.16	29.16
3.0	30.15	31.14	32.14	33.13	34.12	35.11	36.11	37.10	38.09	39.09
4.0	40.08	41.07	42.07	43.06	44.05	45.05	46.04	47.03	48.02	49.02
5.0	50.01	51.00	52.00	52.99	53.98	54.98	55.97	56.96	57.95	58.95
6.0	59.94	60.93	61.93	62.92	63.91	64.91	65.90	66.89	67.89	68.88
7.0	69.87	70.86	71.86	72.85	73.84	74.84	75.83	76.82	77.82	78.81
8.0	79.80	80.80	81.79	82.78	83.77	84.77	85.76	86.75	87.75	88.74
9.0	89.73	90.73	91.72	92.71	93.70	94.70	95.69	96.68	97.68	98.67
10.0	99.66	100.66	101.65	102.64	103.64	104.63	105.62	106.61	107.61	108.60
11.0	109.59	110.59	111.58	112.57	113.57	114.56	115.55	116.54	117.54	118.53
12.0	119.52	120.52	121.51	122.50	123.50	124.49	125.48	126.48	127.47	128.46
13.0	129.45	130.45	131.44	132.43	133.43	134.42	135.41	136.41	137.40	138.39
14.0	139.39	140.38	141.37	142.36	143.36	144.35	145.34	146.34	147.33	148.32
15.0	149.32	150.31	151.30	152.29	153.29	154.28	155.27	156.27	157.26	158.25
16.0	159.25	160.24	161.23	162.23	163.22	164.21	165.20	166.20	167.19	168.18
17.0	169.18	170.17	171.16	172.16	173.15	174.14	175.13	176.13	177.12	178.11
18.0	179.11	180.10	181.09	182.09	183.08	184.07	185.07	186.06	187.05	188.04
19.0	189.04	190.03	191.02	192.02	193.01	194.00	195.00	195.99	196.98	197.98
20.0	198.97	199.96	200.95	201.95	202.94	203.93	204.93	205.92	206.91	207.91
21.0	208.90	209.89	210.88	211.88	212.87	213.86	214.86	215.85	216.84	217.84
22.0	218.83	219.82	220.82	221.81	222.80	223.79	224.79	225.78	226.77	227.77
23.0	228.76	229.75	230.75	231.74	232.73	233.72	234.72	235.71	236.70	237.70
24.0	238.69	239.68	240.68	241.67	242.66	243.66	244.65	245.64	246.63	247.63
25.0	248.62	249.61	250.61	251.60	252.59	253.59	254.58	255.57	256.56	257.56
26.0	258.55	259.54	260.54	261.53	262.52	263.52	264.51	265.50	266.50	267.49
27.0	268.48	269.47	270.47	271.46	272.45	273.45	274.44	275.43	276.43	277.42
28.0	278.41	279.41	280.40	281.39	282.38	283.38	284.37	285.36	286.36	287.35
29.0	288.34	289.34	290.33	291.32	292.31	293.31	294.30	295.29	296.29	297.28
30.0	298.27	299.27	300.26	301.25	302.25	303.24	304.23	305.22	306.22	307.21
31.0	308.20	309.20	310.19	311.18	312.18	313.17	314.16	315.16	316.15	317.14
32.0	318.13	319.13	320.12	321.11	322.11	323.10	324.09	325.09	326.08	327.07
33.0	328.06	329.06	330.05	331.04	332.04	333.03	334.02	335.02	336.01	337.00
34.0	338.00	338.99	339.98	340.97	341.97	342.96	343.95	344.95	345.94	346.93

DEFLECTION TO CONCENTRATION CONVERSION TABLE

LOCATION: ANAHEIM POLLUTANT: NOX RANGE: 0 - 1000 PPM CAL. DATE: 02/14/75

DEFLECTION	CONCENTRATION									
	0.0	0.1	0.2	0.3	0.4	0.5	0.6	0.7	0.8	0.9
35.0	347.93	348.92	349.91	350.91	351.90	352.89	353.88	354.88	355.87	356.86
36.0	357.86	358.85	359.84	360.84	361.83	362.82	363.81	364.81	365.80	366.79
37.0	367.79	368.78	369.77	370.77	371.76	372.75	373.75	374.74	375.73	376.72
38.0	377.72	378.71	379.70	380.70	381.69	382.68	383.68	384.67	385.66	386.65
39.0	387.65	388.64	389.63	390.63	391.62	392.61	393.61	394.60	395.59	396.59
40.0	397.58	398.57	399.56	400.56	401.55	402.54	403.54	404.53	405.52	406.52
41.0	407.51	408.50	409.49	410.49	411.48	412.47	413.47	414.46	415.45	416.45
42.0	417.44	418.43	419.43	420.42	421.41	422.40	423.40	424.39	425.38	426.38
43.0	427.37	428.36	429.36	430.35	431.34	432.34	433.33	434.32	435.31	436.31
44.0	437.30	438.29	439.29	440.28	441.27	442.27	443.26	444.25	445.24	446.24
45.0	447.23	448.22	449.22	450.21	451.20	452.20	453.19	454.18	455.18	456.17
46.0	457.16	458.15	459.15	460.14	461.13	462.13	463.12	464.11	465.11	466.10
47.0	467.09	468.08	469.08	470.07	471.06	472.06	473.05	474.04	475.04	476.03
48.0	477.02	478.02	479.01	480.00	480.99	481.99	482.98	483.97	484.97	485.96
49.0	486.95	487.95	488.94	489.93	490.93	491.92	492.91	493.90	494.90	495.89
50.0	496.88	497.88	498.87	499.86	500.86	501.85	502.84	503.83	504.83	505.82
51.0	506.81	507.81	508.80	509.79	510.79	511.78	512.77	513.77	514.76	515.75
52.0	516.74	517.74	518.73	519.72	520.72	521.71	522.70	523.70	524.69	525.68
53.0	526.68	527.67	528.66	529.65	530.65	531.64	532.63	533.63	534.62	535.61
54.0	536.61	537.60	538.59	539.58	540.58	541.57	542.56	543.56	544.55	545.54
55.0	546.54	547.53	548.52	549.52	550.51	551.50	552.49	553.49	554.48	555.47
56.0	556.47	557.46	558.45	559.45	560.44	561.43	562.42	563.42	564.41	565.40
57.0	566.40	567.39	568.38	569.38	570.37	571.36	572.36	573.35	574.34	575.33
58.0	576.33	577.32	578.31	579.31	580.30	581.29	582.29	583.28	584.27	585.27
59.0	586.26	587.25	588.24	589.24	590.23	591.22	592.22	593.21	594.20	595.20
60.0	596.19	597.18	598.17	599.17	600.16	601.15	602.15	603.14	604.13	605.13
61.0	606.12	607.11	608.11	609.10	610.09	611.08	612.08	613.07	614.06	615.06
62.0	616.05	617.04	618.04	619.03	620.02	621.01	622.01	623.00	623.99	624.99
63.0	625.98	626.97	627.97	628.96	629.95	630.95	631.94	632.93	633.92	634.92
64.0	635.91	636.90	637.90	638.89	639.88	640.88	641.87	642.86	643.86	644.85
65.0	645.84	646.83	647.83	648.82	649.81	650.81	651.80	652.79	653.79	654.78
66.0	655.77	656.76	657.76	658.75	659.74	660.74	661.73	662.72	663.72	664.71
67.0	665.70	666.70	667.69	668.68	669.67	670.67	671.66	672.65	673.65	674.64
68.0	675.63	676.63	677.62	678.61	679.60	680.60	681.59	682.58	683.58	684.57
69.0	685.56	686.56	687.55	688.54	689.54	690.53	691.52	692.51	693.51	694.50

DEFLECTION TO CONCENTRATION CONVERSION TABLE

LOCATION: ANAHEIM PULLUTANT: NOX RANGE: 0 - 1000 PPM CAL. DATE: 02/14/75

DEFLECTION	CONCENTRATION									
	0.0	0.1	0.2	0.3	0.4	0.5	0.6	0.7	0.8	0.9
70.0	695.49	696.49	697.48	698.47	699.47	700.46	701.45	702.45	703.44	704.43
71.0	705.42	706.42	707.41	708.40	709.40	710.39	711.38	712.38	713.37	714.36
72.0	715.35	716.35	717.34	718.33	719.33	720.32	721.31	722.31	723.30	724.29
73.0	725.29	726.28	727.27	728.26	729.26	730.25	731.24	732.24	733.23	734.22
74.0	735.22	736.21	737.20	738.20	739.19	740.18	741.17	742.17	743.16	744.15
75.0	745.15	746.14	747.13	748.13	749.12	750.11	751.10	752.10	753.09	754.08
76.0	755.08	756.07	757.06	758.06	759.05	760.04	761.04	762.03	763.02	764.01
77.0	765.01	766.00	766.99	767.99	768.98	769.97	770.97	771.96	772.95	773.94
78.0	774.94	775.93	776.92	777.92	778.91	779.90	780.90	781.89	782.88	783.88
79.0	784.87	785.86	786.85	787.85	788.84	789.83	790.83	791.82	792.81	793.81
80.0	794.80	795.79	796.79	797.78	798.77	799.76	800.76	801.75	802.74	803.74
81.0	804.73	805.72	806.72	807.71	808.70	809.69	810.69	811.68	812.67	813.67
82.0	814.66	815.65	816.65	817.64	818.63	819.63	820.62	821.61	822.60	823.60
83.0	824.59	825.58	826.58	827.57	828.56	829.56	830.55	831.54	832.53	833.53
84.0	834.52	835.51	836.51	837.50	838.49	839.49	840.48	841.47	842.47	843.46
85.0	844.45	845.44	846.44	847.43	848.42	849.42	850.41	851.40	852.40	853.39
86.0	854.38	855.37	856.37	857.36	858.35	859.35	860.34	861.33	862.33	863.32
87.0	864.31	865.31	866.30	867.29	868.28	869.28	870.27	871.26	872.26	873.25
88.0	874.24	875.24	876.23	877.22	878.22	879.21	880.20	881.19	882.19	883.18
89.0	884.17	885.17	886.16	887.15	888.15	889.14	890.13	891.12	892.12	893.11
90.0	894.10	895.10	896.09	897.08	898.08	899.07	900.06	901.06	902.05	903.04
91.0	904.03	905.03	906.02	907.01	908.01	909.00	909.99	910.99	911.98	912.97
92.0	913.97	914.96	915.95	916.94	917.94	918.93	919.92	920.92	921.91	922.90
93.0	923.90	924.89	925.88	926.87	927.87	928.86	929.85	930.85	931.84	932.83
94.0	933.83	934.82	935.81	936.81	937.80	938.79	939.78	940.78	941.77	942.76
95.0	943.76	944.75	945.74	946.74	947.73	948.72	949.72	950.71	951.70	952.69
96.0	953.69	954.68	955.67	956.67	957.66	958.65	959.65	960.64	961.63	962.62
97.0	963.62	964.61	965.60	966.60	967.59	968.58	969.58	970.57	971.56	972.56
98.0	973.55	974.54	975.53	976.53	977.52	978.51	979.51	980.50	981.49	982.49
99.0	983.48	984.47	985.46	986.46	987.45	988.44	989.44	990.43	991.42	992.42

DEFLECTION TO CONCENTRATION CONVERSION TABLE

LOCATION: ANAHEIM POLLUTANT: NOX RANGE: 0 - 1000 PPM CAL. DATE: 01/15/75

INSTRUMENT: CL 125 TRAIN: MASS PIC: MALLOW

THE BEST CURVE FIT PROGRAM (IMPLEMENTED ON THE COMPUCORP MODEL 445) YIELDS COEFFICIENTS FOR THE EQUATION:

CONCENTRATION = A(0) + A(1)*DEFLECTION + A(2)*(DEFLECTION**2) + - - - - + A(4)*(DEFLECTION**4)

A(0) = 0.33619549D+01
A(1) = 0.99485478D+01

CALIBRATION POINTS		CALCULATED VALUES			
DEFLECTION	CONCENTRATION	DEFLECTION	CONCENTRATION	DIFFERENCE	%ERROR
0.0	0.0	0.0	3.4		
22.8	234.0	22.8	230.2	-3.8	-1.629
61.5	618.0	61.5	615.2	-2.8	-0.453
86.0	854.0	86.0	858.9	4.9	0.578
98.1	981.0	98.1	979.3	-1.7	-0.172

DEFLECTION TO CONCENTRATION CONVERSION TABLE

LOCATION: ANAHEIM POLLUTANT: NOX RANGE: 0 - 1000 PPM CAL. DATE: 01/15/75

DEFLECTION	CONCENTRATION									
	0.0	0.1	0.2	0.3	0.4	0.5	0.6	0.7	0.8	0.9
0.0	3.36	4.36	5.35	6.35	7.34	8.34	9.33	10.33	11.32	12.32
1.0	13.31	14.31	15.30	16.30	17.29	18.28	19.28	20.27	21.27	22.26
2.0	23.26	24.25	25.25	26.24	27.24	28.23	29.23	30.22	31.22	32.21
3.0	33.21	34.20	35.20	36.19	37.19	38.18	39.18	40.17	41.17	42.16
4.0	43.16	44.15	45.15	46.14	47.14	48.13	49.13	50.12	51.11	52.11
5.0	53.10	54.10	55.09	56.09	57.08	58.08	59.07	60.07	61.06	62.06
6.0	63.05	64.05	65.04	66.04	67.03	68.03	69.02	70.02	71.01	72.01
7.0	73.00	74.00	74.99	75.99	76.98	77.98	78.97	79.97	80.96	81.96
8.0	82.95	83.95	84.94	85.93	86.93	87.92	88.92	89.91	90.91	91.90
9.0	92.90	93.89	94.89	95.88	96.88	97.87	98.87	99.86	100.86	101.85
10.0	102.85	103.84	104.84	105.83	106.83	107.82	108.82	109.81	110.81	111.80
11.0	112.80	113.79	114.79	115.78	116.78	117.77	118.77	119.76	120.75	121.75
12.0	122.74	123.74	124.73	125.73	126.72	127.72	128.71	129.71	130.70	131.70
13.0	132.69	133.69	134.68	135.68	136.67	137.67	138.66	139.66	140.65	141.65
14.0	142.64	143.64	144.63	145.63	146.62	147.62	148.61	149.61	150.60	151.60
15.0	152.59	153.59	154.58	155.57	156.57	157.56	158.56	159.55	160.55	161.54
16.0	162.54	163.53	164.53	165.52	166.52	167.51	168.51	169.50	170.50	171.49
17.0	172.49	173.48	174.48	175.47	176.47	177.46	178.46	179.45	180.45	181.44
18.0	182.44	183.43	184.43	185.42	186.42	187.41	188.40	189.40	190.39	191.39
19.0	192.38	193.38	194.37	195.37	196.36	197.36	198.35	199.35	200.34	201.34
20.0	202.33	203.33	204.32	205.32	206.31	207.31	208.30	209.30	210.29	211.29
21.0	212.28	213.28	214.27	215.27	216.26	217.26	218.25	219.25	220.24	221.24
22.0	222.23	223.22	224.22	225.21	226.21	227.20	228.20	229.19	230.19	231.18
23.0	232.18	233.17	234.17	235.16	236.16	237.15	238.15	239.14	240.14	241.13
24.0	242.13	243.12	244.12	245.11	246.11	247.10	248.10	249.09	250.09	251.08
25.0	252.08	253.07	254.07	255.06	256.05	257.05	258.04	259.04	260.03	261.03
26.0	262.02	263.02	264.01	265.01	266.00	267.00	267.99	268.99	269.98	270.98
27.0	271.97	272.97	273.96	274.96	275.95	276.95	277.94	278.94	279.93	280.93
28.0	281.92	282.92	283.91	284.91	285.90	286.90	287.89	288.89	289.88	290.87
29.0	291.87	292.86	293.86	294.85	295.85	296.84	297.84	298.83	299.83	300.82
30.0	301.82	302.81	303.81	304.80	305.80	306.79	307.79	308.78	309.78	310.77
31.0	311.77	312.76	313.76	314.75	315.75	316.74	317.74	318.73	319.73	320.72
32.0	321.72	322.71	323.71	324.70	325.69	326.69	327.68	328.68	329.67	330.67
33.0	331.66	332.66	333.65	334.65	335.64	336.64	337.63	338.63	339.62	340.62
34.0	341.61	342.61	343.60	344.60	345.59	346.59	347.58	348.58	349.57	350.57

C-90

DEFLECTION TO CONCENTRATION CONVERSION TABLE

LOCATION: ANAHEIM POLLUTANT: NOX RANGE: 0 - 1000 PPM CAL. DATE: 01/15/75

DEFLECTION	CONCENTRATION									
	0.0	0.1	0.2	0.3	0.4	0.5	0.6	0.7	0.8	0.9
35.0	351.56	352.56	353.55	354.55	355.54	356.54	357.53	358.53	359.52	360.51
36.0	361.51	362.50	363.50	364.49	365.49	366.48	367.48	368.47	369.47	370.46
37.0	371.46	372.45	373.45	374.44	375.44	376.43	377.43	378.42	379.42	380.41
38.0	381.41	382.40	383.40	384.39	385.39	386.38	387.38	388.37	389.37	390.36
39.0	391.36	392.35	393.34	394.34	395.33	396.33	397.32	398.32	399.31	400.31
40.0	401.30	402.30	403.29	404.29	405.28	406.28	407.27	408.27	409.26	410.26
41.0	411.25	412.25	413.24	414.24	415.23	416.23	417.22	418.22	419.21	420.21
42.0	421.20	422.20	423.19	424.19	425.18	426.18	427.17	428.17	429.16	430.15
43.0	431.15	432.14	433.14	434.13	435.13	436.12	437.12	438.11	439.11	440.10
44.0	441.10	442.09	443.09	444.08	445.08	446.07	447.07	448.06	449.06	450.05
45.0	451.05	452.04	453.04	454.03	455.03	456.02	457.02	458.01	459.01	460.00
46.0	461.00	461.99	462.98	463.98	464.97	465.97	466.96	467.96	468.95	469.95
47.0	470.94	471.94	472.93	473.93	474.92	475.92	476.91	477.91	478.90	479.90
48.0	480.89	481.89	482.88	483.88	484.87	485.87	486.86	487.86	488.85	489.85
49.0	490.84	491.84	492.83	493.83	494.82	495.82	496.81	497.80	498.80	499.79
50.0	500.79	501.78	502.78	503.77	504.77	505.76	506.76	507.75	508.75	509.74
51.0	510.74	511.73	512.73	513.72	514.72	515.71	516.71	517.70	518.70	519.69
52.0	520.69	521.68	522.68	523.67	524.67	525.66	526.66	527.65	528.65	529.64
53.0	530.64	531.63	532.62	533.62	534.61	535.61	536.60	537.60	538.59	539.59
54.0	540.58	541.58	542.57	543.57	544.56	545.56	546.55	547.55	548.54	549.54
55.0	550.53	551.53	552.52	553.52	554.51	555.51	556.50	557.50	558.49	559.49
56.0	560.48	561.48	562.47	563.47	564.46	565.45	566.45	567.44	568.44	569.43
57.0	570.43	571.42	572.42	573.41	574.41	575.40	576.40	577.39	578.39	579.38
58.0	580.38	581.37	582.37	583.36	584.36	585.35	586.35	587.34	588.34	589.33
59.0	590.33	591.32	592.32	593.31	594.31	595.30	596.30	597.29	598.29	599.28
60.0	600.27	601.27	602.26	603.26	604.25	605.25	606.24	607.24	608.23	609.23
61.0	610.22	611.22	612.21	613.21	614.20	615.20	616.19	617.19	618.18	619.18
62.0	620.17	621.17	622.16	623.16	624.15	625.15	626.14	627.14	628.13	629.13
63.0	630.12	631.12	632.11	633.10	634.10	635.09	636.09	637.08	638.08	639.07
64.0	640.07	641.06	642.06	643.05	644.05	645.04	646.04	647.03	648.03	649.02
65.0	650.02	651.01	652.01	653.00	654.00	654.99	655.99	656.98	657.98	658.97
66.0	659.97	660.96	661.96	662.95	663.95	664.94	665.94	666.93	667.93	668.92
67.0	669.91	670.91	671.90	672.90	673.89	674.89	675.88	676.88	677.87	678.87
68.0	679.86	680.86	681.85	682.85	683.84	684.84	685.83	686.83	687.82	688.82
69.0	689.81	690.81	691.80	692.80	693.79	694.79	695.78	696.78	697.77	698.77

C-81

DEFLECTION TO CONCENTRATION CONVERSION TABLE

LOCATION: ANAHEIM POLLUTANT: NOX RANGE: 0 - 1000 PPM CAL. DATE: 01/15/75

DEFLECTION	CONCENTRATION									
	0.0	0.1	0.2	0.3	0.4	0.5	0.6	0.7	0.8	0.9
70.0	699.76	700.76	701.75	702.74	703.74	704.73	705.73	706.72	707.72	708.71
71.0	709.71	710.70	711.70	712.69	713.69	714.68	715.68	716.67	717.67	718.66
72.0	719.66	720.65	721.65	722.64	723.64	724.63	725.63	726.62	727.62	728.61
73.0	729.61	730.60	731.60	732.59	733.59	734.58	735.58	736.57	737.56	738.56
74.0	739.55	740.55	741.54	742.54	743.53	744.53	745.52	746.52	747.51	748.51
75.0	749.50	750.50	751.49	752.49	753.48	754.48	755.47	756.47	757.46	758.46
76.0	759.45	760.45	761.44	762.44	763.43	764.43	765.42	766.42	767.41	768.41
77.0	769.40	770.40	771.39	772.38	773.38	774.37	775.37	776.36	777.36	778.35
78.0	779.35	780.34	781.34	782.33	783.33	784.32	785.32	786.31	787.31	788.30
79.0	789.30	790.29	791.29	792.28	793.28	794.27	795.27	796.26	797.26	798.25
80.0	799.25	800.24	801.24	802.23	803.23	804.22	805.22	806.21	807.20	808.20
81.0	809.19	810.19	811.18	812.18	813.17	814.17	815.16	816.16	817.15	818.15
82.0	819.14	820.14	821.13	822.13	823.12	824.12	825.11	826.11	827.10	828.10
83.0	829.09	830.09	831.08	832.08	833.07	834.07	835.06	836.06	837.05	838.05
84.0	839.04	840.03	841.03	842.02	843.02	844.01	845.01	846.00	847.00	847.99
85.0	848.99	849.98	850.98	851.97	852.97	853.96	854.96	855.95	856.95	857.94
86.0	858.94	859.93	860.93	861.92	862.92	863.91	864.91	865.90	866.90	867.89
87.0	868.89	869.88	870.88	871.87	872.87	873.86	874.85	875.85	876.84	877.84
88.0	878.83	879.83	880.82	881.82	882.81	883.81	884.80	885.80	886.79	887.79
89.0	888.78	889.78	890.77	891.77	892.76	893.76	894.75	895.75	896.74	897.74
90.0	898.73	899.73	900.72	901.72	902.71	903.71	904.70	905.70	906.69	907.69
91.0	908.68	909.67	910.67	911.66	912.66	913.65	914.65	915.64	916.64	917.63
92.0	918.63	919.62	920.62	921.61	922.61	923.60	924.60	925.59	926.59	927.58
93.0	928.58	929.57	930.57	931.56	932.56	933.55	934.55	935.54	936.54	937.53
94.0	938.53	939.52	940.52	941.51	942.50	943.50	944.49	945.49	946.48	947.48
95.0	948.47	949.47	950.46	951.46	952.45	953.45	954.44	955.44	956.43	957.43
96.0	958.42	959.42	960.41	961.41	962.40	963.40	964.39	965.39	966.38	967.38
97.0	968.37	969.37	970.36	971.36	972.35	973.35	974.34	975.34	976.33	977.32
98.0	978.32	979.31	980.31	981.30	982.30	983.29	984.29	985.28	986.28	987.27
99.0	988.27	989.26	990.26	991.25	992.25	993.24	994.24	995.23	996.23	997.22

DEFLECTION TO CONCENTRATION CONVERSION TABLE

LOCATION: ANAHEIM POLLUTANT: NOX RANGE: 0 - 2500 PPM CAL. DATE: 01/21/75

INSTRUMENT: TECO-CL TRAIN: 7-M PIC: MALLOW

THE BEST CURVE FIT PROGRAM (IMPLEMENTED ON THE COMPUCORP MODEL 445) YIELDS COEFFICIENTS FOR THE EQUATION:

CONCENTRATION = A(0) + A(1)*DEFLECTION + A(2)*(DEFLECTION**2) + - - - - + A(4)*(DEFLECTION**4)

A(0) = -0.28585170D+00
A(1) = 0.27491510D+02
A(2) = -0.31749670D-01

CALIBRATION POINTS		CALCULATED VALUES			
DEFLECTION	CONCENTRATION	DEFLECTION	CONCENTRATION	DIFFERENCE	%ERROR
0.0	0.0	0.0	-0.3		
8.9	234.0	8.9	241.9	7.9	3.365
23.2	618.0	23.2	620.4	2.4	0.393
32.2	854.0	32.2	852.0	-2.0	-0.232
36.5	981.0	36.5	960.9	-20.1	-2.053
75.8	1878.0	75.8	1901.1	23.1	1.233
98.0	2400.0	98.0	2389.0	-11.0	-0.460

DEFLECTION TO CONCENTRATION CONVERSION TABLE

LOCATION: ANAHEIM POLLUTANT: NOX RANGE: 0 - 2500 PPM CAL. DATE: 01/21/75

DEFLECTION	CONCENTRATION									
	0.0	0.1	0.2	0.3	0.4	0.5	0.6	0.7	0.8	0.9
0.0	-0.29	2.46	5.21	7.96	10.71	13.45	16.20	18.94	21.69	24.43
1.0	27.17	29.92	32.66	35.40	38.14	40.88	43.62	46.36	49.10	51.83
2.0	54.57	57.31	60.04	62.78	65.51	68.24	70.98	73.71	76.44	79.17
3.0	81.90	84.63	87.36	90.09	92.82	95.55	98.27	101.00	103.72	106.45
4.0	109.17	111.90	114.62	117.34	120.06	122.78	125.50	128.22	130.94	133.66
5.0	136.38	139.10	141.81	144.53	147.24	149.96	152.67	155.38	158.10	160.81
6.0	163.52	166.23	168.94	171.65	174.36	177.07	179.78	182.48	185.19	187.89
7.0	190.60	193.30	196.01	198.71	201.41	204.11	206.82	209.52	212.22	214.92
8.0	217.61	220.31	223.01	225.71	228.40	231.10	233.79	236.49	239.18	241.87
9.0	244.57	247.26	249.95	252.64	255.33	258.02	260.71	263.39	266.08	268.77
10.0	271.45	274.14	276.82	279.51	282.19	284.87	287.56	290.24	292.92	295.60
11.0	298.28	300.96	303.64	306.31	308.99	311.67	314.34	317.02	319.69	322.37
12.0	325.04	327.71	330.39	333.06	335.73	338.40	341.07	343.74	346.40	349.07
13.0	351.74	354.40	357.07	359.74	362.40	365.06	367.73	370.39	373.05	375.71
14.0	378.37	381.03	383.69	386.35	389.01	391.67	394.32	396.98	399.63	402.29
15.0	404.94	407.60	410.25	412.90	415.55	418.20	420.85	423.50	426.15	428.80
16.0	431.45	434.10	436.74	439.39	442.04	444.68	447.32	449.97	452.61	455.25
17.0	457.89	460.53	463.18	465.81	468.45	471.09	473.73	476.37	479.00	481.64
18.0	484.27	486.91	489.54	492.18	494.81	497.44	500.07	502.70	505.33	507.96
19.0	510.59	513.22	515.85	518.47	521.10	523.73	526.35	528.98	531.60	534.22
20.0	536.84	539.47	542.09	544.71	547.33	549.95	552.57	555.18	557.90	560.42
21.0	563.03	565.63	568.25	570.86	573.44	576.01	578.72	581.33	583.94	586.55
22.0	589.16	591.77	594.38	596.99	599.59	602.20	604.81	607.41	610.02	612.62
23.0	615.22	617.83	620.43	623.03	625.63	628.23	630.83	633.43	636.03	638.63
24.0	641.22	643.82	646.41	649.01	651.60	654.20	656.79	659.38	661.98	664.57
25.0	667.16	669.75	672.34	674.93	677.51	680.10	682.69	685.28	687.86	690.45
26.0	693.03	695.61	698.20	700.78	703.36	705.94	708.52	711.10	713.68	716.26
27.0	718.84	721.42	723.99	726.57	729.15	731.72	734.29	736.87	739.44	742.01
28.0	744.58	747.16	749.73	752.30	754.86	757.43	760.00	762.57	765.14	767.70
29.0	770.27	772.83	775.40	777.96	780.52	783.08	785.65	788.21	790.77	793.33
30.0	795.88	798.44	801.00	803.56	806.11	808.67	811.23	813.78	816.33	818.89
31.0	821.44	823.99	826.54	829.09	831.64	834.19	836.74	839.29	841.84	844.38
32.0	846.93	849.48	852.02	854.57	857.11	859.65	862.20	864.74	867.28	869.82
33.0	872.36	874.90	877.44	879.97	882.51	885.05	887.58	890.12	892.66	895.19
34.0	897.73	900.27	902.79	905.32	907.85	910.38	[illegible]	[illegible]	[illegible]	[illegible]

DEFLECTION TO CONCENTRATION CONVERSION TABLE

LOCATION: ANAHEIM POLLUTANT: NOX RANGE: 0 - 2500 PPM CAL. DATE: 01/21/75

DEFLECTION	CONCENTRATION									
	0.0	0.1	0.2	0.3	0.4	0.5	0.6	0.7	0.8	0.9
35.0	923.02	925.55	928.08	930.60	933.13	935.65	938.17	940.70	943.22	945.74
36.0	948.26	950.78	953.30	955.82	958.34	960.86	963.37	965.89	968.41	970.92
37.0	973.43	975.95	978.46	980.97	983.49	986.00	988.51	991.02	993.53	996.04
38.0	[illegible]	[illegible]	1003.50	[illegible]	[illegible]	[illegible]	[illegible]	[illegible]	[illegible]	1021.09
39.0	1023.59	1026.09	1028.59	1031.09	1033.59	1036.09	1038.59	1041.09	1043.58	1046.08
40.0	1048.58	1051.07	1053.56	1056.06	1058.55	1061.04	1063.53	1066.03	1068.52	1071.01
41.0	1073.49	1075.98	1078.47	1080.96	1083.45	1085.93	1088.42	1090.90	1093.39	1095.87
42.0	1098.35	1100.83	1103.31	1105.80	1108.28	1110.76	1113.23	1115.71	1118.19	1120.67
43.0	1123.14	1125.62	1128.09	1130.57	1133.04	1135.52	1137.99	1140.46	1142.93	1145.40
44.0	1147.87	1150.34	1152.81	1155.28	1157.75	1160.21	1162.68	1165.15	1167.61	1170.08
45.0	1172.54	1175.00	1177.46	1179.93	1182.39	1184.85	1187.31	1189.77	1192.23	1194.68
46.0	1197.14	1199.60	1202.05	1204.51	1206.96	1209.42	1211.87	1214.33	1216.78	1219.23
47.0	1221.68	1224.13	1226.58	1229.03	1231.48	1233.93	1236.37	1238.82	1241.27	1243.71
48.0	1246.16	1248.60	1251.04	1253.49	1255.93	1258.37	1260.81	1263.25	1265.69	1268.13
49.0	1270.57	1273.01	1275.44	1277.88	1280.31	1282.75	1285.18	1287.62	1290.05	1292.48
50.0	1294.92	1297.35	1299.78	1302.21	1304.64	1307.07	1309.49	1311.92	1314.35	1316.77
51.0	1319.20	1321.63	1324.05	1326.47	1328.90	1331.32	1333.74	1336.16	1338.58	1341.00
52.0	1343.42	1345.84	1348.26	1350.68	1353.09	1355.51	1357.92	1360.34	1362.75	1365.17
53.0	1367.58	1369.99	1372.40	1374.81	1377.22	1379.63	1382.04	1384.45	1386.86	1389.27
54.0	1391.67	1394.08	1396.49	1398.89	1401.29	1403.70	1406.10	1408.50	1410.90	1413.30
55.0	1415.70	1418.10	1420.50	1422.90	1425.30	1427.70	1430.09	1432.49	1434.88	1437.28
56.0	1439.67	1442.07	1444.46	1446.85	1449.24	1451.63	1454.02	1456.41	1458.80	1461.19
57.0	1463.58	1465.96	1468.35	1470.73	1473.12	1475.50	1477.89	1480.27	1482.65	1485.03
58.0	1487.42	1489.80	1492.18	1494.56	1496.93	1499.31	1501.69	1504.07	1506.44	1508.82
59.0	1511.19	1513.57	1515.94	1518.31	1520.69	1523.06	1525.43	1527.80	1530.17	1532.54
60.0	1534.91	1537.27	1539.64	1542.01	1544.37	1546.74	1549.10	1551.47	1553.83	1556.19
61.0	1558.56	1560.92	1563.28	1565.64	1568.00	1570.36	1572.72	1575.07	1577.43	1579.79
62.0	1582.14	1584.50	1586.85	1589.21	1591.56	1593.91	1596.26	1598.61	1600.97	1603.32
63.0	1605.67	1608.01	1610.36	1612.71	1615.06	1617.40	1619.75	1622.09	1624.44	1626.78
64.0	1629.12	1631.47	1633.81	1636.15	1638.49	1640.83	1643.17	1645.51	1647.85	1650.18
65.0	1652.52	1654.86	1657.19	1659.53	1661.86	1664.19	1666.53	1668.86	1671.19	1673.52
66.0	1675.85	1678.18	1680.51	1682.84	1685.17	1687.49	1689.82	1692.15	1694.47	1696.80
67.0	1699.12	1701.44	1703.77	1706.09	1708.41	1710.73	1713.05	1715.37	1717.69	1720.01
68.0	1722.33	1724.64	1726.96	1729.28	1731.59	1733.91	1736.22	1738.53	1740.85	1743.16
69.0	1745.47	1747.78	1750.09	1752.40	1754.71	1757.02	1759.32	1761.63	1763.94	1766.24

DEFLECTION TO CONCENTRATION CONVERSION TABLE

LOCATION: ANAHEIM POLLUTANT: NOX RANGE: 0 - 2500 PPM CAL. DATE: 01/21/75

DEFLECTION	CONCENTRATION									
	0.0	0.1	0.2	0.3	0.4	0.5	0.6	0.7	0.8	0.9
70.0	1768.55	1770.85	1773.15	1775.46	1777.76	1780.06	1782.36	1784.66	1786.96	1789.26
71.0	1791.56	1793.86	1796.16	1798.45	1800.75	1803.05	1805.34	1807.63	1809.93	1812.22
72.0	1814.51	1816.80	1819.10	1821.39	1823.68	1825.96	1828.25	1830.54	1832.83	1835.11
73.0	1837.40	1839.69	1841.97	1844.25	1846.54	1848.82	1851.10	1853.38	1855.67	1857.95
74.0	1860.22	1862.50	1864.78	1867.06	1869.34	1871.61	1873.89	1876.16	1878.44	1880.71
75.0	1882.99	1885.26	1887.53	1889.80	1892.07	1894.34	1896.61	1898.88	1901.15	1903.42
76.0	1905.68	1907.95	1910.21	1912.48	1914.74	1917.01	1919.27	1921.53	1923.80	1926.06
77.0	1928.32	1930.58	1932.84	1935.09	1937.35	1939.61	1941.87	1944.12	1946.38	1948.63
78.0	1950.89	1953.14	1955.39	1957.65	1959.90	1962.15	1964.40	1966.65	1968.90	1971.15
79.0	1973.39	1975.64	1977.89	1980.13	1982.38	1984.62	1986.87	1989.11	1991.35	1993.60
80.0	1995.84	1998.08	2000.32	2002.56	2004.80	2007.04	2009.27	2011.51	2013.75	2015.98
81.0	2018.22	2020.45	2022.69	2024.92	2027.15	2029.38	2031.61	2033.85	2036.08	2038.30
82.0	2040.53	2042.76	2044.99	2047.22	2049.44	2051.67	2053.89	2056.12	2058.34	2060.56
83.0	2062.79	2065.01	2067.23	2069.45	2071.67	2073.89	2076.11	2078.33	2080.54	2082.76
84.0	2084.98	2087.19	2089.41	2091.62	2093.83	2096.05	2098.26	2100.47	2102.68	2104.89
85.0	2107.10	2109.31	2111.52	2113.73	2115.93	2118.14	2120.35	2122.55	2124.76	2126.96
86.0	2129.16	2131.37	2133.57	2135.77	2137.97	2140.17	2142.37	2144.57	2146.77	2148.97
87.0	2151.16	2153.36	2155.55	2157.75	2159.94	2162.14	2164.33	2166.52	2168.72	2170.91
88.0	2173.10	2175.29	2177.48	2179.67	2181.85	2184.04	2186.23	2188.41	2190.60	2192.79
89.0	2194.97	2197.15	2199.34	2201.52	2203.70	2205.88	2208.06	2210.24	2212.42	2214.60
90.0	2216.78	2218.96	2221.13	2223.31	2225.48	2227.66	2229.83	2232.01	2234.18	2236.35
91.0	2238.52	2240.69	2242.86	2245.03	2247.20	2249.37	2251.54	2253.71	2255.87	2258.04
92.0	2260.20	2262.37	2264.53	2266.70	2268.86	2271.02	2273.18	2275.34	2277.50	2279.66
93.0	2281.82	2283.98	2286.14	2288.29	2290.45	2292.61	2294.76	2296.92	2299.07	2301.22
94.0	2303.38	2305.53	2307.68	2309.83	2311.98	2314.13	2316.28	2318.43	2320.57	2322.72
95.0	2324.87	2327.01	2329.16	2331.30	2333.45	2335.59	2337.73	2339.87	2342.01	2344.15
96.0	2346.29	2348.43	2350.57	2352.71	2354.85	2356.98	2359.12	2361.26	2363.39	2365.52
97.0	2367.66	2369.79	2371.92	2374.06	2376.19	2378.32	2380.45	2382.58	2384.70	2386.83
98.0	2388.96	2391.09	2393.21	2395.34	2397.46	2399.58	2401.71	2403.83	2405.95	2408.07
99.0	2410.20	2412.32	2414.44	2416.55	2418.67	2420.79	2422.91	2425.02	2427.14	2429.25

DEFLECTION TO CONCENTRATION CONVERSION TABLE

LOCATION: ANAHEIM POLLUTANT: NOX RANGE: 0 - 10000 PPM CAL. DATE: 01/27/75

INSTRUMENT: TECO-CL TRAIN: 7-M PIC: MALLOW

THE BEST CURVE FIT PROGRAM (IMPLEMENTED ON THE COMPUCORP MODEL 445) YIELDS COEFFICIENTS FOR THE EQUATION:

CONCENTRATION = A(0) + A(1)*DEFLECTION + A(2)*(DEFLECTION**2) + - - - - + A(4)*(DEFLECTION**4)

A(0) = 0.106925220+02
A(1) = 0.979027040+02

CALIBRATION POINTS		CALCULATED VALUES			
DEFLECTION	CONCENTRATION	DEFLECTION	CONCENTRATION	DIFFERENCE	%ERROR
0.0	0.0	0.0	10.7		
14.9	1510.0	14.9	1469.4	-40.6	-2.686
24.5	2400.0	24.5	2409.3	9.3	0.388
34.8	3325.0	34.8	3417.7	92.7	2.788
39.5	3950.0	39.5	3877.8	-72.2	-1.827

DEFLECTION TO CONCENTRATION CONVERSION TABLE

LOCATION: ANAHEIM POLLUTANT: NOX RANGE: 0 - 10000 PPM CAL. DATE: 01/27/75

DEFLECTION	CONCENTRATION									
	0.0	0.1	0.2	0.3	0.4	0.5	0.6	0.7	0.8	0.9
0.0	10.69	20.48	30.27	40.06	49.85	59.64	69.43	79.22	89.01	98.80
1.0	108.60	118.39	128.18	137.97	147.76	157.55	167.34	177.13	186.92	196.71
2.0	206.50	216.29	226.08	235.87	245.66	255.45	265.24	275.03	284.82	294.61
3.0	304.40	314.19	323.98	333.77	343.56	353.35	363.14	372.93	382.72	392.51
4.0	402.30	412.09	421.88	431.67	441.46	451.25	461.04	470.84	480.63	490.42
5.0	500.21	510.00	519.79	529.58	539.37	549.16	558.95	568.74	578.53	588.32
6.0	598.11	607.90	617.69	627.48	637.27	647.06	656.85	666.64	676.43	686.22
7.0	696.01	705.80	715.59	725.38	735.17	744.96	754.75	764.54	774.33	784.12
8.0	793.91	803.70	813.49	823.28	833.08	842.87	852.66	862.45	872.24	882.03
9.0	891.82	901.61	911.40	921.19	930.98	940.77	950.56	960.35	970.14	979.93
10.0	989.72	999.51	1009.30	1019.09	1028.88	1038.67	1048.46	1058.25	1068.04	1077.83
11.0	1087.62	1097.41	1107.20	1116.99	1126.78	1136.57	1146.36	1156.15	1165.94	1175.73
12.0	1185.53	1195.32	1205.11	1214.90	1224.69	1234.48	1244.27	1254.06	1263.85	1273.64
13.0	1283.43	1293.22	1303.01	1312.80	1322.59	1332.38	1342.17	1351.96	1361.75	1371.54
14.0	1381.33	1391.12	1400.91	1410.70	1420.49	1430.28	1440.07	1449.86	1459.65	1469.44
15.0	1479.23	1489.02	1498.81	1508.60	1518.39	1528.18	1537.97	1547.77	1557.56	1567.35
16.0	1577.14	1586.93	1596.72	1606.51	1616.30	1626.09	1635.88	1645.67	1655.46	1665.25
17.0	1675.04	1684.83	1694.62	1704.41	1714.20	1723.99	1733.78	1743.57	1753.36	1763.15
18.0	1772.94	1782.73	1792.52	1802.31	1812.10	1821.89	1831.68	1841.47	1851.26	1861.05
19.0	1870.84	1880.63	1890.42	1900.22	1910.01	1919.80	1929.59	1939.38	1949.17	1958.96
20.0	1968.75	1978.54	1988.33	1998.12	2007.91	2017.70	2027.49	2037.28	2047.07	2056.86
21.0	2066.65	2076.44	2086.23	2096.02	2105.81	2115.60	2125.39	2135.18	2144.97	2154.76
22.0	2164.55	2174.34	2184.13	2193.92	2203.71	2213.50	2223.29	2233.08	2242.87	2252.66
23.0	2262.46	2272.25	2282.04	2291.83	2301.62	2311.41	2321.20	2330.99	2340.78	2350.57
24.0	2360.36	2370.15	2379.94	2389.73	2399.52	2409.31	2419.10	2428.89	2438.68	2448.47
25.0	2458.26	2468.05	2477.84	2487.63	2497.42	2507.21	2517.00	2526.79	2536.58	2546.37
26.0	2556.16	2565.95	2575.74	2585.53	2595.32	2605.11	2614.91	2624.70	2634.49	2644.28
27.0	2654.07	2663.86	2673.65	2683.44	2693.23	2703.02	2712.81	2722.60	2732.39	2742.18
28.0	2751.97	2761.76	2771.55	2781.34	2791.13	2800.92	2810.71	2820.50	2830.29	2840.08
29.0	2849.87	2859.66	2869.45	2879.24	2889.03	2898.82	2908.61	2918.40	2928.19	2937.98
30.0	2947.77	2957.56	2967.35	2977.15	2986.94	2996.73	3006.52	3016.31	3026.10	3035.89
31.0	3045.68	3055.47	3065.26	3075.05	3084.84	3094.63	3104.42	3114.21	3124.00	3133.79
32.0	3143.58	3153.37	3163.16	3172.95	3182.74	3192.53	3202.32	3212.11	3221.90	3231.69
33.0	3241.48	3251.27	3261.06	3270.85	3280.64	3290.43	3300.22	3310.01	3319.80	3329.59
34.0	3339.39	3349.18	3358.97	3368.76	3378.55	3388.34	3398.13	3407.92	3417.71	3427.50

DEFLECTION TO CONCENTRATION CONVERSION TABLE

LOCATION: ANAHEIM PCLLUTANT: NOX RANGE: 0 - 10000 PPM CAL. DATE: 01/27/75

DEFLECTION	CONCENTRATION									
	0.0	0.1	0.2	0.3	0.4	0.5	0.6	0.7	0.8	0.9
35.0	3437.29	3447.08	3456.87	3466.66	3476.45	3486.24	3496.03	3505.82	3515.61	3525.40
36.0	3535.19	3544.98	3554.77	3564.56	3574.35	3584.14	3593.93	3603.72	3613.51	3623.30
37.0	3633.09	3642.88	3652.67	3662.46	3672.25	3682.04	3691.83	3701.63	3711.42	3721.21
38.0	3731.00	3740.79	3750.58	3760.37	3770.16	3779.95	3789.74	3799.53	3809.32	3819.11
39.0	3828.90	3838.69	3848.48	3858.27	3868.06	3877.85	3887.64	3897.43	3907.22	3917.01
40.0	3926.80	3936.59	3946.38	3956.17	3965.96	3975.75	3985.54	3995.33	4005.12	4014.91
41.0	4024.70	4034.49	4044.28	4054.07	4063.87	4073.66	4083.45	4093.24	4103.02	4112.82
42.0	4122.61	4132.39	4142.19	4151.98	4161.77	4171.55	4181.35	4191.14	4200.93	4210.72
43.0	4220.51	4230.30	4240.09	4249.88	4259.67	4269.46	4279.25	4289.04	4298.83	4308.62
44.0	4318.41	4328.20	4337.99	4347.78	4357.57	4367.36	4377.15	4386.94	4396.73	4406.52
45.0	4416.31	4426.11	4435.89	4445.68	4455.47	4465.27	4475.05	4484.84	4494.64	4504.43
46.0	4514.21	4524.01	4533.80	4543.59	4553.38	4563.17	4572.96	4582.75	4592.54	4602.33
47.0	4612.12	4621.91	4631.70	4641.49	4651.28	4661.07	4670.86	4680.65	4690.44	4700.23
48.0	4710.02	4719.81	4729.60	4739.39	4749.18	4758.97	4768.76	4778.55	4788.34	4798.13
49.0	4807.93	4817.71	4827.50	4837.30	4847.09	4856.87	4866.66	4876.46	4886.25	4896.04
50.0	4905.83	4915.62	4925.41	4935.20	4944.99	4954.78	4964.57	4974.36	4984.15	4993.94
51.0	5003.73	5013.52	5023.31	5033.10	5042.89	5052.68	5062.47	5072.26	5082.05	5091.84
52.0	5101.63	5111.42	5121.21	5131.00	5140.79	5150.58	5160.37	5170.16	5179.95	5189.75
53.0	5199.54	5209.32	5219.12	5228.91	5238.70	5248.49	5258.28	5268.07	5277.86	5287.65
54.0	5297.44	5307.23	5317.02	5326.81	5336.60	5346.39	5356.18	5365.97	5375.76	5385.55
55.0	5395.34	5405.13	5414.92	5424.71	5434.50	5444.29	5454.08	5463.87	5473.66	5483.45
56.0	5493.24	5503.04	5512.82	5522.61	5532.41	5542.20	5551.98	5561.77	5571.57	5581.36
57.0	5591.14	5600.94	5610.73	5620.52	5630.31	5640.10	5649.89	5659.68	5669.47	5679.26
58.0	5689.05	5698.84	5708.63	5718.42	5728.21	5738.00	5747.79	5757.58	5767.37	5777.16
59.0	5786.95	5796.74	5806.53	5816.32	5826.11	5835.90	5845.69	5855.48	5865.27	5875.06
60.0	5884.86	5894.64	5904.43	5914.23	5924.02	5933.80	5943.60	5953.39	5963.18	5972.96
61.0	5982.76	5992.55	6002.34	6012.13	6021.92	6031.71	6041.50	6051.29	6061.08	6070.87
62.0	6080.66	6090.45	6100.24	6110.03	6119.82	6129.61	6139.40	6149.19	6158.98	6168.77
63.0	6178.56	6188.35	6198.14	6207.93	6217.72	6227.52	6237.30	6247.09	6256.88	6266.68
64.0	6276.46	6286.25	6296.05	6305.84	6315.62	6325.42	6335.21	6345.00	6354.79	6364.58
65.0	6374.37	6384.16	6393.95	6403.74	6413.53	6423.32	6433.11	6442.90	6452.69	6462.48
66.0	6472.27	6482.06	6491.85	6501.64	6511.43	6521.22	6531.01	6540.80	6550.59	6560.38
67.0	6570.17	6579.96	6589.75	6599.54	6609.34	6619.12	6628.91	6638.71	6648.50	6658.29
68.0	6668.07	6677.87	6687.66	6697.45	6707.24	6717.03	6726.82	6736.61	6746.40	6756.19
69.0	6765.98	6775.77	6785.56	6795.35	6805.14	6814.93	6824.72	6834.51	6844.30	6854.09

DEFLECTION TO CONCENTRATION CONVERSION TABLE

LOCATION: ANAHEIM POLLUTANT: NOX RANGE: 0 - 10000 PPM CAL. DATE: 01/27/75

DEFLECTION	CONCENTRATION									
	0.0	0.1	0.2	0.3	0.4	0.5	0.6	0.7	0.8	0.9
70.0	6863.88	6873.67	6883.46	6893.25	6903.04	6912.83	6922.62	6932.41	6942.20	6951.99
71.0	6961.79	6971.57	6981.36	6991.16	7000.95	7010.73	7020.53	7030.32	7040.11	7049.90
72.0	7059.69	7069.48	7079.27	7089.06	7098.85	7108.64	7118.43	7128.22	7138.01	7147.80
73.0	7157.59	7167.38	7177.17	7186.96	7196.75	7206.54	7216.33	7226.12	7235.91	7245.70
74.0	7255.49	7265.28	7275.07	7284.86	7294.65	7304.45	7314.23	7324.02	7333.82	7343.61
75.0	7353.39	7363.18	7372.98	7382.77	7392.55	7402.35	7412.14	7421.93	7431.72	7441.51
76.0	7451.30	7461.09	7470.88	7480.67	7490.46	7500.25	7510.04	7519.83	7529.62	7539.41
77.0	7549.20	7558.99	7568.78	7578.57	7588.36	7598.15	7607.94	7617.73	7627.52	7637.31
78.0	7647.10	7656.89	7666.68	7676.47	7686.27	7696.05	7705.84	7715.64	7725.43	7735.21
79.0	7745.01	7754.80	7764.59	7774.37	7784.17	7793.96	7803.75	7813.54	7823.33	7833.12
80.0	7842.91	7852.70	7862.49	7872.28	7882.07	7891.86	7901.65	7911.44	7921.23	7931.02
81.0	7940.81	7950.60	7960.39	7970.18	7979.97	7989.76	7999.55	8009.34	8019.13	8028.93
82.0	8038.71	8048.50	8058.29	8068.09	8077.87	8087.66	8097.46	8107.25	8117.04	8126.83
83.0	8136.62	8146.41	8156.20	8165.99	8175.78	8185.57	8195.36	8205.15	8214.94	8224.73
84.0	8234.52	8244.31	8254.10	8263.89	8273.68	8283.47	8293.26	8303.05	8312.84	8322.63
85.0	8332.42	8342.21	8352.00	8361.79	8371.58	8381.37	8391.16	8400.95	8410.75	8420.54
86.0	8430.32	8440.12	8449.91	8459.70	8469.48	8479.28	8489.07	8498.86	8508.65	8518.44
87.0	8528.23	8538.02	8547.81	8557.60	8567.39	8577.18	8586.97	8596.76	8606.55	8616.34
88.0	8626.13	8635.92	8645.71	8655.50	8665.29	8675.08	8684.87	8694.66	8704.45	8714.24
89.0	8724.04	8733.82	8743.61	8753.40	8763.20	8772.96	8782.77	8792.57	8802.36	8812.14
90.0	8821.94	8831.73	8841.52	8851.31	8861.10	8870.89	8880.68	8890.47	8900.26	8910.05
91.0	8919.84	8929.63	8939.42	8949.21	8959.00	8968.79	8978.58	8988.37	8998.16	9007.95
92.0	9017.74	9027.53	9037.32	9047.11	9056.90	9066.69	9076.48	9086.27	9096.06	9105.86
93.0	9115.64	9125.43	9135.23	9145.02	9154.80	9164.59	9174.39	9184.18	9193.96	9203.76
94.0	9213.55	9223.34	9233.13	9242.92	9252.71	9262.50	9272.29	9282.08	9291.87	9301.66
95.0	9311.45	9321.24	9331.03	9340.82	9350.61	9360.40	9370.19	9379.98	9389.77	9399.56
96.0	9409.35	9419.14	9428.93	9438.72	9448.51	9458.30	9468.09	9477.88	9487.68	9497.46
97.0	9507.25	9517.05	9526.84	9536.62	9546.42	9556.21	9566.00	9575.79	9585.58	9595.37
98.0	9605.16	9614.95	9624.74	9634.53	9644.32	9654.11	9663.90	9673.69	9683.48	9693.27
99.0	9703.06	9712.85	9722.64	9732.43	9742.22	9752.01	9761.80	9771.59	9781.38	9791.17

DEFLECTION TO CONCENTRATION CONVERSION TABLE

LOCATION: ANAHEIM POLLUTANT: NOX RANGE: 0 - 10000 PPM CAL. DATE: 01/22/75

INSTRUMENT: TECO-CL TRAIN: 7-M PIC: MALLOW

THE BEST CURVE FIT PROGRAM (IMPLEMENTED ON THE COMPUCORP MODEL 445) YIELDS COEFFICIENTS FOR THE EQUATION:

CONCENTRATION = A(0) + A(1)*DEFLECTION + A(2)*(DEFLECTION**2) + - - - - + A(4)*(DEFLECTION**4)

A(0) = 0.19347643D+02
A(1) = 0.98914021D+02

CALIBRATION POINTS		CALCULATED VALUES			
DEFLECTION	CONCENTRATION	DEFLECTION	CONCENTRATION	DIFFERENCE	%ERROR
0.0	0.0	0.0	19.3		
14.6	1510.0	14.6	1463.5	-46.5	-3.080
24.0	2400.0	24.0	2393.3	-6.7	-0.280
34.5	3325.0	34.5	3431.9	106.9	3.214
39.0	3950.0	39.0	3877.0	-73.0	-1.848

C-91

DEFLECTION TO CONCENTRATION CONVERSION TABLE

LOCATION: ANAHEIM POLLUTANT: NOX RANGE: 0 - 10000 PPM CAL. DATE: 01/22/75

DEFLECTION	CONCENTRATION									
	0.0	0.1	0.2	0.3	0.4	0.5	0.6	0.7	0.8	0.9
0.0	19.35	29.24	39.13	49.02	58.91	68.80	78.70	88.59	98.48	108.37
1.0	118.26	128.15	138.04	147.94	157.83	167.72	177.61	187.50	197.39	207.28
2.0	217.18	227.07	236.96	246.85	256.74	266.63	276.52	286.42	296.31	306.20
3.0	316.09	325.98	335.87	345.76	355.66	365.55	375.44	385.33	395.22	405.11
4.0	415.00	424.90	434.79	444.68	454.57	464.46	474.35	484.24	494.14	504.03
5.0	513.92	523.81	533.70	543.59	553.48	563.37	573.27	583.16	593.05	602.94
6.0	612.83	622.72	632.61	642.51	652.40	662.29	672.18	682.07	691.96	701.85
7.0	711.75	721.64	731.53	741.42	751.31	761.20	771.09	780.99	790.88	800.77
8.0	810.66	820.55	830.44	840.33	850.23	860.12	870.01	879.90	889.79	899.68
9.0	909.57	919.47	929.36	939.25	949.14	959.03	968.92	978.81	988.71	998.60
10.0	1008.49	1018.38	1028.27	1038.16	1048.05	1057.95	1067.84	1077.73	1087.62	1097.51
11.0	1107.40	1117.29	1127.18	1137.08	1146.97	1156.86	1166.75	1176.64	1186.53	1196.42
12.0	1206.32	1216.21	1226.10	1235.99	1245.88	1255.77	1265.66	1275.56	1285.45	1295.34
13.0	1305.23	1315.12	1325.01	1334.90	1344.80	1354.69	1364.58	1374.47	1384.36	1394.25
14.0	1404.14	1414.04	1423.93	1433.82	1443.71	1453.60	1463.49	1473.38	1483.28	1493.17
15.0	1503.06	1512.95	1522.84	1532.73	1542.62	1552.52	1562.41	1572.30	1582.19	1592.08
16.0	1601.97	1611.86	1621.76	1631.65	1641.54	1651.43	1661.32	1671.21	1681.10	1690.99
17.0	1700.89	1710.78	1720.67	1730.56	1740.45	1750.34	1760.23	1770.13	1780.02	1789.91
18.0	1799.80	1809.69	1819.58	1829.47	1839.37	1849.26	1859.15	1869.04	1878.93	1888.82
19.0	1898.71	1908.61	1918.50	1928.39	1938.28	1948.17	1958.06	1967.95	1977.85	1987.74
20.0	1997.63	2007.52	2017.41	2027.30	2037.19	2047.09	2056.98	2066.87	2076.76	2086.65
21.0	2096.54	2106.43	2116.33	2126.22	2136.11	2146.00	2155.89	2165.78	2175.67	2185.57
22.0	2195.46	2205.35	2215.24	2225.13	2235.02	2244.91	2254.80	2264.70	2274.59	2284.48
23.0	2294.37	2304.26	2314.15	2324.04	2333.94	2343.83	2353.72	2363.61	2373.50	2383.39
24.0	2393.28	2403.18	2413.07	2422.96	2432.85	2442.74	2452.63	2462.52	2472.42	2482.31
25.0	2492.20	2502.09	2511.98	2521.87	2531.76	2541.66	2551.55	2561.44	2571.33	2581.22
26.0	2591.11	2601.00	2610.90	2620.79	2630.68	2640.57	2650.46	2660.35	2670.24	2680.14
27.0	2690.03	2699.92	2709.81	2719.70	2729.59	2739.48	2749.38	2759.27	2769.16	2779.05
28.0	2788.94	2798.83	2808.72	2818.61	2828.51	2838.40	2848.29	2858.18	2868.07	2877.96
29.0	2887.85	2897.75	2907.64	2917.53	2927.42	2937.31	2947.20	2957.09	2966.99	2976.88
30.0	2986.77	2996.66	3006.55	3016.44	3026.33	3036.23	3046.12	3056.01	3065.90	3075.79
31.0	3085.68	3095.57	3105.47	3115.36	3125.25	3135.14	3145.03	3154.92	3164.81	3174.71
32.0	3184.60	3194.49	3204.38	3214.27	3224.16	3234.05	3243.95	3253.84	3263.73	3273.62
33.0	3283.51	3293.40	3303.29	3313.19	3323.08	3332.97	3342.86	3352.75	3362.64	3372.53
34.0	3382.43	3392.32	3402.21	3412.10	3421.99	3431.88	3441.77	3451.66	3461.56	3471.45

DEFLECTION TO CONCENTRATION CONVERSION TABLE

LOCATION: ANAHEIM POLLUTANT: NOX RANGE: 0 - 10000 PPM CAL. DATE: 01/22/75

DEFLECTION	CONCENTRATION									
	0.0	0.1	0.2	0.3	0.4	0.5	0.6	0.7	0.8	0.9
35.0	3481.34	3491.23	3501.12	3511.01	3520.90	3530.80	3540.69	3550.58	3560.47	3570.36
36.0	3580.25	3590.14	3600.04	3609.93	3619.82	3629.71	3639.60	3649.49	3659.38	3669.28
37.0	3679.17	3689.06	3698.95	3708.84	3718.73	3728.62	3738.52	3748.41	3758.30	3768.19
38.0	3778.08	3787.97	3797.86	3807.76	3817.65	3827.54	3837.43	3847.32	3857.21	3867.10
39.0	3877.00	3886.89	3896.78	3906.67	3916.56	3926.45	3936.34	3946.24	3956.13	3966.02
40.0	3975.91	3985.80	3995.69	4005.58	4015.47	4025.37	4035.26	4045.15	4055.04	4064.93
41.0	4074.82	4084.71	4094.61	4104.50	4114.39	4124.28	4134.17	4144.06	4153.95	4163.84
42.0	4173.73	4183.63	4193.52	4203.41	4213.30	4223.19	4233.09	4242.98	4252.87	4262.76
43.0	4272.65	4282.54	4292.43	4302.32	4312.21	4322.11	4332.00	4341.89	4351.78	4361.67
44.0	4371.56	4381.45	4391.35	4401.24	4411.13	4421.02	4430.91	4440.80	4450.70	4460.59
45.0	4470.48	4480.37	4490.26	4500.15	4510.04	4519.93	4529.82	4539.72	4549.61	4559.50
46.0	4569.39	4579.28	4589.18	4599.07	4608.96	4618.85	4628.74	4638.63	4648.52	4658.41
47.0	4663.30	4678.20	4688.09	4697.98	4707.87	4717.76	4727.65	4737.55	4747.44	4757.33
48.0	4767.22	4777.11	4787.00	4796.89	4806.79	4816.68	4826.57	4836.46	4846.35	4856.24
49.0	4866.13	4876.02	4885.92	4895.81	4905.70	4915.59	4925.48	4935.37	4945.27	4955.16
50.0	4965.05	4974.94	4984.83	4994.72	5004.61	5014.50	5024.39	5034.29	5044.18	5054.07
51.0	5063.96	5073.85	5083.75	5093.64	5103.53	5113.42	5123.31	5133.20	5143.09	5152.98
52.0	5162.87	5172.77	5182.66	5192.55	5202.44	5212.33	5222.22	5232.12	5242.01	5251.90
53.0	5261.79	5271.68	5281.57	5291.46	5301.36	5311.25	5321.14	5331.03	5340.92	5350.81
54.0	5360.70	5370.59	5380.49	5390.38	5400.27	5410.16	5420.05	5429.95	5439.84	5449.73
55.0	5459.62	5469.51	5479.40	5489.29	5499.19	5509.07	5518.96	5528.86	5538.75	5548.64
56.0	5558.53	5568.42	5578.32	5588.21	5598.10	5607.99	5617.88	5627.77	5637.66	5647.55
57.0	5657.45	5667.34	5677.23	5687.12	5697.01	5706.90	5716.79	5726.69	5736.58	5746.47
58.0	5756.36	5766.25	5776.14	5786.04	5795.93	5805.82	5815.71	5825.60	5835.49	5845.38
59.0	5855.27	5865.16	5875.06	5884.95	5894.84	5904.73	5914.62	5924.52	5934.41	5944.30
60.0	5954.19	5964.08	5973.97	5983.86	5993.75	6003.64	6013.54	6023.43	6033.32	6043.21
61.0	6053.10	6062.99	6072.89	6082.78	6092.67	6102.56	6112.45	6122.34	6132.23	6142.12
62.0	6152.02	6161.91	6171.80	6181.69	6191.58	6201.47	6211.36	6221.26	6231.15	6241.04
63.0	6250.93	6260.82	6270.71	6280.61	6290.50	6300.39	6310.28	6320.17	6330.06	6339.95
64.0	6349.84	6359.73	6369.63	6379.52	6389.41	6399.30	6409.19	6419.09	6428.98	6438.87
65.0	6448.76	6458.65	6468.54	6478.43	6488.32	6498.21	6508.11	6518.00	6527.89	6537.78
66.0	6547.67	6557.56	6567.46	6577.35	6587.24	6597.13	6607.02	6616.91	6626.80	6636.70
67.0	6646.59	6656.48	6666.37	6676.26	6686.15	6696.04	6705.93	6715.83	6725.72	6735.61
68.0	6745.50	6755.39	6765.29	6775.18	6785.07	6794.96	6804.85	6814.74	6824.63	6834.52
69.0	6844.41	6854.30	6864.20	6874.09	6883.98	6893.87	6903.76	6913.66	6923.55	6933.44

DEFLECTION TO CONCENTRATION CONVERSION TABLE

LOCATION: ANAHEIM POLLUTANT: NOX RANGE: 0 - 10000 PPM CAL. DATE: 01/22/75

DEFLECTION	CONCENTRATION									
	0.0	0.1	0.2	0.3	0.4	0.5	0.6	0.7	0.8	0.9
70.0	6943.33	6953.22	6963.11	6973.00	6982.89	6992.79	7002.68	7012.57	7022.46	7032.35
71.0	7042.24	7052.13	7062.03	7071.92	7081.81	7091.70	7101.59	7111.48	7121.37	7131.27
72.0	7141.16	7151.05	7160.94	7170.83	7180.72	7190.61	7200.50	7210.40	7220.29	7230.18
73.0	7240.07	7249.96	7259.86	7269.75	7279.64	7289.53	7299.42	7309.31	7319.20	7329.09
74.0	7338.98	7348.87	7358.77	7368.66	7378.55	7388.44	7398.33	7408.23	7418.12	7428.01
75.0	7437.90	7447.79	7457.68	7467.57	7477.46	7487.36	7497.25	7507.14	7517.03	7526.92
76.0	7536.81	7546.70	7556.60	7566.49	7576.38	7586.27	7596.16	7606.05	7615.95	7625.84
77.0	7635.73	7645.62	7655.51	7665.40	7675.29	7685.18	7695.07	7704.97	7714.86	7724.75
78.0	7734.64	7744.53	7754.43	7764.32	7774.21	7784.10	7793.99	7803.88	7813.77	7823.66
79.0	7833.55	7843.45	7853.34	7863.23	7873.12	7883.01	7892.90	7902.80	7912.69	7922.58
80.0	7932.47	7942.36	7952.25	7962.14	7972.04	7981.93	7991.82	8001.71	8011.60	8021.49
81.0	8031.38	8041.27	8051.17	8061.06	8070.95	8080.84	8090.73	8100.62	8110.52	8120.41
82.0	8130.30	8140.19	8150.08	8159.97	8169.86	8179.75	8189.64	8199.54	8209.43	8219.32
83.0	8229.21	8239.10	8249.00	8258.89	8268.78	8278.67	8288.56	8298.45	8308.34	8318.23
84.0	8328.12	8338.02	8347.91	8357.80	8367.69	8377.58	8387.47	8397.37	8407.26	8417.15
85.0	8427.04	8436.93	8446.82	8456.71	8466.61	8476.50	8486.39	8496.28	8506.17	8516.06
86.0	8525.95	8535.84	8545.74	8555.63	8565.52	8575.41	8585.30	8595.20	8605.09	8614.98
87.0	8624.87	8634.76	8644.65	8654.54	8664.43	8674.32	8684.21	8694.11	8704.00	8713.89
88.0	8723.78	8733.67	8743.56	8753.46	8763.35	8773.24	8783.13	8793.02	8802.91	8812.80
89.0	8822.70	8832.59	8842.48	8852.37	8862.26	8872.15	8882.04	8891.93	8901.83	8911.72
90.0	8921.61	8931.50	8941.39	8951.29	8961.18	8971.07	8980.96	8990.85	9000.74	9010.63
91.0	9020.52	9030.41	9040.30	9050.20	9060.09	9069.98	9079.87	9089.76	9099.66	9109.55
92.0	9119.44	9129.33	9139.22	9149.11	9159.00	9168.89	9178.79	9188.68	9198.57	9208.46
93.0	9218.35	9228.24	9238.13	9248.03	9257.92	9267.81	9277.70	9287.59	9297.48	9307.37
94.0	9317.27	9327.16	9337.05	9346.94	9356.83	9366.72	9376.61	9386.50	9396.40	9406.29
95.0	9416.18	9426.07	9435.96	9445.86	9455.75	9465.64	9475.53	9485.42	9495.31	9505.20
96.0	9515.09	9524.98	9534.87	9544.77	9554.66	9564.55	9574.44	9584.33	9594.23	9604.12
97.0	9614.01	9623.90	9633.79	9643.68	9653.57	9663.46	9673.36	9683.25	9693.14	9703.03
98.0	9712.92	9722.81	9732.70	9742.60	9752.49	9762.38	9772.27	9782.16	9792.05	9801.95
99.0	9811.84	9821.73	9831.62	9841.51	9851.40	9861.29	9871.18	9881.07	9890.97	9900.86

C-94

Appendix D

CVS CALIBRATION CURVE

CVS CALIBRATION

FACILITY: ANAHEIM

DATE: 12 FEB 75

CVS FRAME NO: 408-14

PIC: R Pilkington

LFE SERIAL NO: E-52092R1

PURPOSE: REQUIRED PERIODIC CALIBRATION - FOLLOWING DROP IN V_0. BUTTERFLY AND INLET/OUTLET TO HEAT EXCHANGER STEAM CLEANED

SUMMARY OF INFORMATION:

1. NUMBER OF DATA POINTS ..... 12 (ΔP)
2. LEAST SQUARES CALCULATION ..... (Y) N
3. LEAST SQUARES GRAPH ..... (Y) N
4. PROPANE SHOT ..... (Y) N
   a) RESULTS (1) minus 0.61% (2) minus 0.93% (3) plus 0.31%
5. DATA ENTERED FOR COMPUTER ANALYSIS ..... (Y) N

6. REMARKS: PROPANE INJECTED THROW FLOWMETER INTO CVS INLET. METTLER BALANCE FOR WEIGHING PROPANE; PROPANE RESULTS ATTACHED

SIGNATURE OF ACCEPTANCE: R Pilkington / [illegible]

FORM 12-75

ΔP	V_o
1. 40.9	.2732
2. 43.3	.2707
3. 46.8	.2711
4. 47.9	.2693
5. 49.9	.2699
6. 51.7	.2679
7. 53.6	.2669
8. 56.0	.2660
9. 58.7	.2629
10. 60.1	.2637
11. 61.8	.2619
12. 64.0	.2608

slope: -.000529206
intercept: 0.295015626

$$V_o = 0.295015626 - 0.000529206(\Delta P)$$

(40.0, .2738), (55.0, .2659), (66.0, .2601)

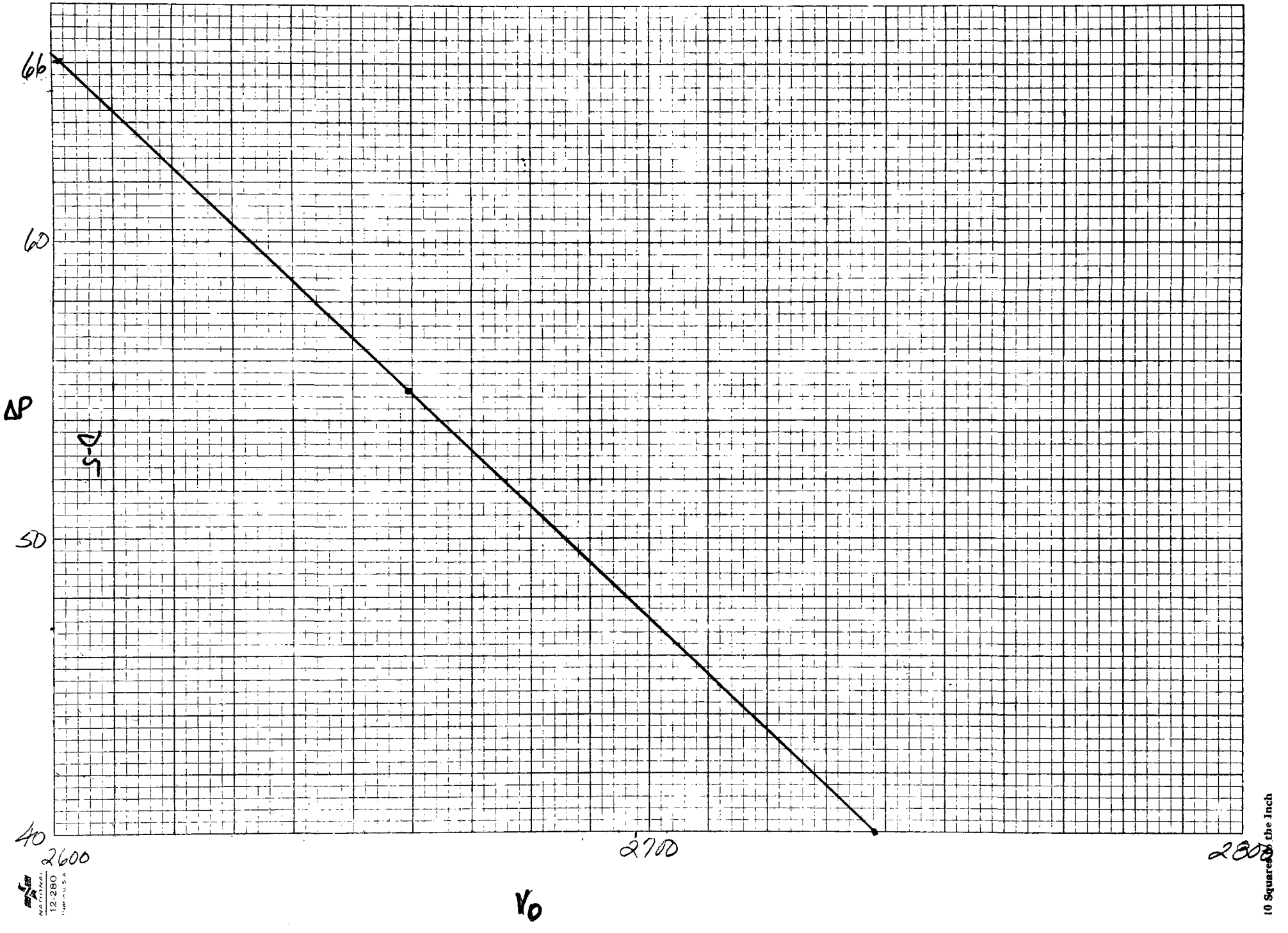

Fig. 5

NATIONAL 12-280 MADE IN U.S.A.
10 Squares to the Inch

1

PROPANE INJECTION TEST

Date:_____ CVS Frame #_____ PIP_____

Train #_____ Dept. #_____ Time_____ AM PM

I. Calculation of V_{mix} (Total Volume of Mixture)

A. P_B = Barom. Pres. = 30.08 In. Hg x 25.4 = 764.032 mm Hg

B. P_I = Pump Inlet Dpr = 42.1 In. H_2O x 1.868 = 78.6428 mm Hg

C. P_p = Pump Inlet Pres. = $P_B - P_I$ = 685.3892 mm Hg

D. P_O = Pump Outlet Pres. = 6.6 In. H_2O ΔP = 48.7 In. H_2O

E. T_p = Pump Inlet Temp. = 110 °F + 460°F = 570 °R

F. $P_p \div T_p$ = 1.2024

G. N = Pump Revs = 20658 Time = 15 min; RPM = 1377.2

H. V_O = Pump Vol. per Rev = .2689 ft 3/rev

I. $V_{mix} = \frac{P_p}{T_p} \times N \times V_O \times .69474$ = 4640.3457 ft^3

II. A. Weight Exp. B. Bag Analysis

Cylinder (gms)		Bag	Deflection	Range	Concentration (ppm)
Before =	977.23	Sample	64.	300	191.50
After =	962.57	Bkgd	3.5	300	9.96
Δ =	14.66			Conc =	181.54

III. Mass Calculation (Mass = V_{mix} x 17.3 x Conc x 10^{-6})

Mass = 14.57 gms

Error = $\frac{\Delta\text{-Mass}}{\Delta}$ x 100 = 0.61 % H L

COMMENTS:_____

QC Use
Approved_____
Rejected_____
By_____

(2)

PROPANE INJECTION TEST

Date:_____ CVS Frame #_____ PIP_____

Train #_____ Dept. #_____ Time_____ AM PM

I. Calculation of V_{mix} (Total Volume of Mixture)

A. P_B = Barom. Pres. = 30.08 In. Hg x 25.4 = 764.032 mm Hg

B. P_I = Pump Inlet Dpr = 42.5 In. H_2O x 1.868 = 79.3900 mm Hg

C. P_p = Pump Inlet Pres. = $P_B - P_I$ = 684.6420 mm Hg

D. P_O = Pump Outlet Pres. = 6.5 In. H_2O ΔP = 49.0 In. H_2O

E. T_p = Pump Inlet Temp. = 110 °F + 460°F = 570 °R

F. $P_p \div T_p$ = 1.2011

G. N = Pump Revs = 20657 Time = 15 min; RPM = 1377

H. V_O = Pump Vol. per Rev = .2691 ft 3/rev

I. $V_{mix} = \frac{P_p}{T_p} \times N \times V_O \times .69474$ = ~~4657.4965~~ 4658.5517 ft^3

II. A. Weight Exp. B. Bag Analysis

Cylinder (gms)		Bag	Deflection	Range	Concentration (ppm)
Before =	990.04	Sample	56.3	300	168.44
After =	977.21	Bkgd	3.4	300	9.66
Δ =	12.83			Conc =	158.48

III. Mass Calculation (Mass = V_{mix} x 17.3 x Conc x 10^{-6})

Mass = 12.71 gms

Error = $\frac{\Delta\text{-Mass}}{\Delta}$ x 100 = ~~0.77~~ 0.93 % H L

COMMENTS:_____

QC Use
Approved_____
Rejected_____
By_____

(3)

PROPANE INJECTION TEST

Date: 2-13-75 CVS Frame # 408-14 PIP Mallow

Train # B Dept. # 37 Time 2:40 AM PM

I. Calculation of V_{mix} (Total Volume of Mixture)

A. P_B = Barom. Pres. = 30.03 In. Hg x 25.4 = 762.762 mm Hg

B. P_I = Pump Inlet Dpr = 41.1 In. H_2O x 1.868 = 76.7748 mm Hg

C. P_p = Pump Inlet Pres. = P_B - P_I = 685.9872 mm Hg

D. P_O = Pump Outlet Pres. = 6.5 In. H_2O ΔP = 47.6 In. H_2O

E. T_p = Pump Inlet Temp. = 110 °F + 460°F = 570 °R

F. $P_p \div T_p$ = 1.2034

G. N = Pump Revs = 20644 Time = 15 min; RPM = 1376

H. V_O = Pump Vol. per Rev = .2698 ft 3/rev

I. $V_{mix} = \frac{P_p}{T_p} \times N \times V_O \times .69474$ = 4656.5910 ft^3

II. A. Weight Exp. B. Bag Analysis

Cylinder (gms)		Bag	Deflection	Range	Concentration (ppm)
Before =	962.56	Sample	57.0	300	170.54
After =	949.79	Bkgd	4.0	300	11.46
Δ =	12.77			Conc =	159.08

III. Mass Calculation (Mass = V_{mix} x 17.3 x Conc x 10^{-6})

Mass = 12.81 gms

Error = $\frac{\Delta\text{-Mass}}{\Delta}$ x 100 = .31 % OH OL

COMMENTS:

QC Use
Approved
Rejected
By

1

CVS CALIBRATION CALCULATION SHEET

DATA:

Ambient	LFE	CVS Pump
Tamb. 73 °F	ΔP 6.3 "H_2O	Tinlp 72.8 °F
Pb 30.05 "Hg	Tinl 73 °F	Toutp — °F
	Pinl 1.64 "H_2O	Pinlp 33.7 "H_2O
LFE Serial No. _____		Poutp 7.2 "H_2O
Constants A _____		Counts 4150
B _____		Time 3.0 Min.
		ΔP 40.9 "H_2O

FORMULAE:

AF = (_____ - _____ x _____) _____ = 348.5
LFE A LFE B ΔP ΔP

Pcf= (_____ -.0736 x _____)/29.92 = 1.000
Pb Pinl

Q = AF x Pcf X Tcf

Q = _____ x _____ x .9900 = 345.12

Vo = Q / RPM x Tp / 528 / 760 / Pp

Vo = _____ / 1383.3 x 532.8 / 528 x 760

Vo = ~~1383.3~~ x _____ x _____ = .2732

TEST SITE _____

DATE _____

CVS SERIAL NO _____

P.I.C. _____

CVS CALIBRATION CALCULATION SHEET

DATA:

Ambient	LFE	CVS Pump
Tamb. 73 °F	ΔP 6.19 "H_2O	Tinlp 72.5 °F
Pb 30.05 "Hg	Tinl 73.5 °F	Toutp ____ °F
	Pinl 1.6 "H_2O	Pinlp 36.1 "H_2O
LFE Serial No. ____		Poutp 7.2 "H_2O
Constants A ____		Counts 4140
B ____		Time 3.0 Min.
		ΔP 43.3 "H_2O

FORMULAE:

AF = (____ - ____ x ____) ____ = 343
LFE A LFE B ΔP ΔP

Pcf= (____ -.0736 x ____)/29.92 = 1.000
Pb Pinl

Q = AF x Pcf X Tcf

Q = ____ x ____ x .9884 = 339.16

Vo = Q / RPM x Tp / 528 / 760 / Pp

Vo = ____ / (1380.0) x 532.5 / 528 x 760

Vo = ____ x ____ x ____ = .2707

TEST SITE ____

DATE ____

CVS SERIAL NO ____

P.I.C. ____

CVS CALIBRATION CALCULATION SHEET

DATA:

Ambient	LFE	CVS Pump
Tamb. 73 °F	ΔP 6.11 "H_2O	Tinlp 72.0 °F
Pb 30.05 "Hg	Tinl 72.5 °F	Toutp ____ °F
	Pinl 1.6 "H_2O	Pinlp 39.8 "H_2O
LFE Serial No. ____		Poutp 7.0 "H_2O
Constants A ____		Counts 4125
B ____		Time 3.0 Min
		ΔP 46.8 "H_2O

FORMULAE:

AF = (____ - ____ x ____) ____ = 338
LFE A LFE B ΔP ΔP

Pcf= (____ -.0736 x ____)/29.92 = 1.000
Pb Pinl

Q = AF x Pcf X Tcf

Q = ____ x ____ x .9917 = 335.33

Vo = Q / RPM x Tp / 528 760 / Pp

Vo = ____ / 1375.0 x 532 / 528 x 760

Vo = ____ x ____ x ____ = .2711

TEST SITE ____

DATE ____

CVS SERIAL NO ____

P.I.C. ____

CVS CALIBRATION CALCULATION SHEET

DATA:

Ambient	LFE	CVS Pump
Tamb. 72 °F	ΔP 6.05 "H_2O	Tinlp 72.0 °F
Pb 30.05 "Hg	Tinl 72.5 °F	Toutp — °F
	Pinl 1.56 "H_2O	Pinlp 41.0 "H_2O
LFE Serial No. _____		Poutp 6.9 "H_2O
Constants A _____		Counts 4133
B _____		Time 3.0 Min.
		ΔP 47.9 "H_2O

FORMULAE:

AF = (_____ - _____ x _____) _____ = 335.3
LFE A LFE B ΔP ΔP

Pcf = (_____ -.0736 x _____)/29.92 = 1.000
Pb Pinl

Q = AF x Pcf X Tcf

Q = _____ x _____ x 0.9917 = 332.69

Vo = Q / RPM x Tp / 528 / 760 / Pp

Vo = _____ / 1377.66 x 532 / 528 x 760

Vo = _____ x _____ x _____ = .2693

TEST SITE _____

DATE _____

CVS SERIAL NO _____

P.I.C. _____

CVS CALIBRATION CALCULATION SHEET

DATA:

Ambient	LFE	CVS Pump
Tamb. 72 °F	ΔP 6.00 "H_2O	Tinlp 71.8 °F
Pb 30.05 "Hg	Tinl 72 °F	Toutp _____ °F
	Pinl 1.52 "H_2O	Pinlp 43.0 "H_2O
LFE Serial No. _____		Poutp 6.9 "H_2O
Constants A _____		Counts 4118
B _____		Time 3.0 Min.
		ΔP 49.9 "H_2O

FORMULAE:

AF = (_____ - _____ x _____) _____ = 332.6
LFE A LFE B ΔP ΔP

Pcf= (_____ -.0736 x _____)/29.92 = 1.001
Pb Pinl

Q = AF x Pcf X Tcf

Q = _____ x _____ x 0.9933 = 330.57

Vo = Q / RPM x Tp / 528 760 / Pp

Vo = _____ / 1372.66 x 531.8 / 528 x 760

Vo = _____ x _____ x _____ = .2699

TEST SITE _____

DATE _____

CVS SERIAL NO _____

P.I.C. _____

CVS CALIBRATION CALCULATION SHEET

DATA:

Ambient	LFE	CVS Pump
Tamb. 72 °F	ΔP 5.93 "H_2O	Tinlp 72.0 °F
Pb 30.05 "Hg	Tinl 72.5 °F	Toutp ____ °F
	Pinl 1.50 "H_2O	Pinlp 44.9 "H_2O
LFE Serial No. ____		Poutp 6.8 "H_2O
Constants A ____		Counts 4118
B ____		Time 3.0 Min
		ΔP 51.7 "H_2O

FORMULAE:

AF = (____ - ____ x ____) ____ = 328.8
LFE A LFE B ΔP ΔP

Pcf= (____ -.0736 x ____)/29.92 = 1.001
Pb Pinl

Q = AF x Pcf X Tcf

Q = ____ x ____ x 0.9917 = 326.28

Vo = Q/RPM x Tp/528 760/Pp

Vo = ____/1372.66 x 532.0/528 x 760

Vo = ____ x ____ x ____ = .2679

TEST SITE ____

DATE ____

CVS SERIAL NO ____

P.I.C. ____

CVS CALIBRATION CALCULATION SHEET

DATA:

Ambient	LFE	CVS Pump
Tamb. 72 °F	ΔP 5.87 "H_2O	Tinlp 71.5 °F
Pb 30.05 "Hg	Tinl 72.0 °F	Toutp — °F
	Pinl 1.46 "H_2O	Pinlp 46.9 "H_2O
LFE Serial No. _____		Poutp 6.7 "H_2O
Constants A _____		Counts 4120
B _____		Time 3.0 Min
		ΔP 53.6 "H_2O

FORMULAE:

AF = (_____ - _____ x _____) _____ = 325.6
LFE A LFE B ΔP ΔP

Pcf= (_____ -.0736 x _____)/29.92 = 1001
Pb Pinl

Q = AF x Pcf X Tcf

Q = _____ x _____ x 0.9933 = 323.66

Vo = Q / RPM x Tp / 528 / 760 / Pp

Vo = _____ / 1373.33 x 531.5 / 528 x 760

Vo = _____ x _____ x _____ = .2669

TEST SITE _____

DATE _____

CVS SERIAL NO _____

P.I.C. _____

CVS CALIBRATION CALCULATION SHEET

DATA:

Ambient	LFE	CVS Pump
Tamb. ——— °F	ΔP 5.8 "H_2O	Tinlp 71.5 °F
Pb 30.06 "Hg	Tinl 72 °F	Toutp ——— °F
	Pinl 1.44 "H_2O	Pinlp 49.4 "H_2O
LFE Serial No. _____		Poutp 6.6 "H_2O
Constants A _____		Counts 4114
B _____		Time 3.0 Min.
		ΔP 56.0 "H_2O

FORMULAE:

AF = (_____ - _____ x _____) _____ = 321.8
LFE A LFE B ΔP ΔP

Pcf= (_____ -.0736 x _____)/29.92 = 1001
Pb Pinl

Q = AF x Pcf X Tcf

Q = _____ x _____ x 0.9933 = 320.01

Vo = Q/RPM x Tp/528 760/Pp

Vo = _____ x 531.5/528 x 760
1371.33

Vo = _____ x _____ x _____ = .2660

TEST SITE _____

DATE _____

CVS SERIAL NO _____

P.I.C. _____

CVS CALIBRATION CALCULATION SHEET

DATA:

Ambient	LFE	CVS Pump
Tamb. 72 °F	ΔP 5.72 "H_2O	Tinlp 72.0 °F
Pb 30.06 "Hg	Tinl 73.0 °F	Toutp _____ °F
	Pinl ~~1.21~~ 1.41 "H_2O	Pinlp 52.2 "H_2O
LFE Serial No. _____		Poutp 6.5 "H_2O
Constants A _____		Counts 4116
B _____		Time 3.0 Min
		ΔP 58.7 "H_2O

FORMULAE:

AF = (_____ - _____ x _____) _____ = 316.5
LFE A LFE B ΔP ΔP

Pcf= (_____ -.0736 x _____)/29.92 = 1001
Pb Pinl

Q = AF x Pcf X Tcf

Q = _____ x _____ x 0.9900 = 313.71

Vo = Q / RPM x Tp / 528 760 / Pp

Vo = _____ / 1372.0 x 532.0 / 528 x 760

Vo = _____ x _____ x _____ = .2629

TEST SITE _____

DATE _____

CVS SERIAL NO _____

P.I.C. _____

CVS CALIBRATION CALCULATION SHEET

DATA:

Ambient	LFE	CVS Pump
Tamb. 72 °F	ΔP 5.66 "H_2O	Tinlp 71.8 °F
Pb 30.06 "Hg	Tinl 72.0 °F	Toutp ____ °F
	Pinl 1.40 "H_2O	Pinlp 53.7 "H_2O
LFE Serial No. ____		Poutp 6.4 "H_2O
Constants A ____		Counts 4114
B ____		Time 3.0 Min.
		ΔP 60.1 "H_2O

FORMULAE:

AF = (____ - ____ x ____) ____ = 315.0
LFE A LFE B ΔP ΔP

Pcf= (____ -.0736 x ____)/29.92 = 1.001
Pb Pinl

Q = AF x Pcf X Tcf

Q = ____ x ____ x 0.9933 = 313.28

Vo = Q / RPM x Tp / 528 / 760 / Pp

Vo = ____ / 1371.33 x 531.8 / 528 x 760

Vo = ____ x ____ x ____ = .2637

TEST SITE ____

DATE ____

CVS SERIAL NO ____

P.I.C. ____

CVS CALIBRATION CALCULATION SHEET

DATA:

Ambient	LFE	CVS Pump
Tamb. 71 °F	ΔP 5.61 "H_2O	Tinlp 71.5 °F
Pb 30.07 "Hg	Tinl 72.5 °F	Toutp ____ °F
	Pinl 1.39 "H_2O	Pinlp 55.5 "H_2O
LFE Serial No. ____		Poutp 6.3 "H_2O
Constants A ____		Counts 4110
B ____		Time 3.0 Min
		ΔP 61.8 "H_2O

FORMULAE:

AF = (____ - ____ x ____) ____ = 311.7
LFE A, LFE B, ΔP, ΔP

Pcf = (____ - .0736 x ____)/29.92 = 1.002
Pb, Pinl

Q = AF x Pcf X Tcf

Q = ____ x ____ x 0.9917 = 309.61

Vo = Q/RPM x Tp/528 760/Pp

Vo = ____/1370.0 x 531.5/528 x 760

Vo = ____ x ____ x ____ = .2619

TEST SITE ____

DATE ____

CVS SERIAL NO ____

P.I.C. ____

(12)

CVS CALIBRATION CALCULATION SHEET

DATA:

Ambient	LFE	CVS Pump
Tamb. 71 °F	ΔP 5.55 "H_2O	Tinlp 72.5 °F
Pb 30.07 "Hg	Tinl 73.0 °F	Toutp — °F
	Pinl 1.35 "H_2O	Pinlp 57.7 "H_2O
LFE Serial No. _____		Poutp 6.3 "H_2O
Constants A _____		Counts 4110
B _____		Time 3.0 Min.
		ΔP 64.0 "H_2O

FORMULAE:

AF = (_____ - _____ x _____) _____ = 308.4
LFE A LFE B ΔP ΔP

Pcf= (_____ -.0736 x _____)/29.92 = 1.002
Pb Pinl

Q = AF x Pcf X Tcf

Q = _____ x _____ x 0.9900 = 305.83

Vo = Q/RPM x Tp/528 760/Pp

Vo = _____/1370.0 x 532.5/528 x 760

Vo = _____ x _____ x _____ = .2608

TEST SITE _____

DATE _____

CVS SERIAL NO _____

P.I.C. _____

PSYCHROMETRIC CHART

BAROMETRIC PRESSURE 29.92 IN. MERCURY

WORTHINGTON CORPORATION
GENERAL OFFICES: HARRISON, NEW JERSEY

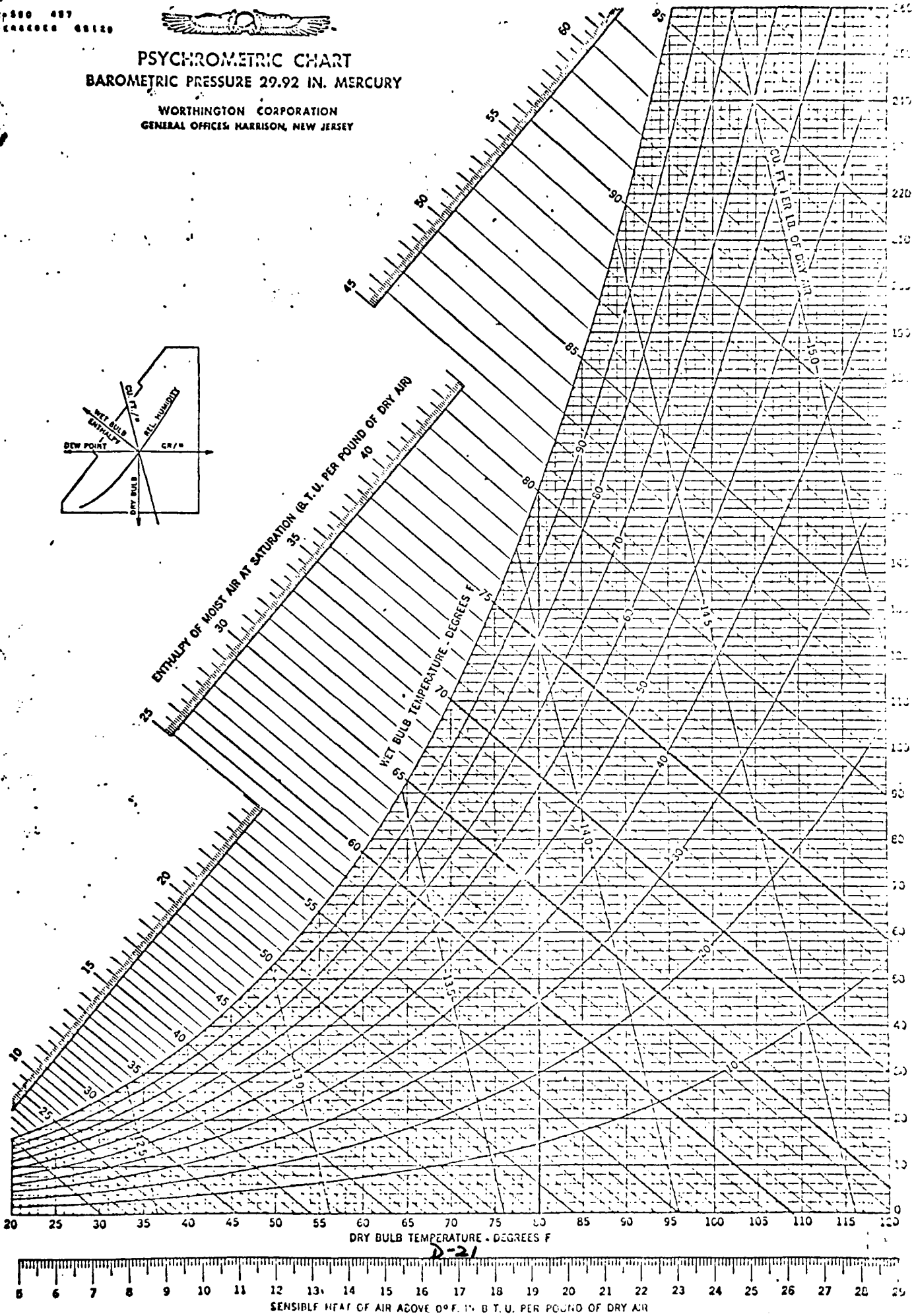

D-21

CVS CALIBRATION SPEED #4 2/12/75 408-14 ANAHEIM

INTERCEPT = 0.295015 SLOPE = -0.000529

DELTA P	VOLUME/REVOLUTION									
	0.0	0.1	0.2	0.3	0.4	0.5	0.6	0.7	0.8	0.9
40.0	0.2738	0.2738	0.2737	0.2737	0.2736	0.2736	0.2735	0.2735	0.2734	0.2734
41.0	0.2733	0.2733	0.2732	0.2732	0.2731	0.2731	0.2730	0.2729	0.2729	0.2728
42.0	0.2728	0.2727	0.2727	0.2726	0.2726	0.2725	0.2725	0.2724	0.2724	0.2723
43.0	0.2723	0.2722	0.2722	0.2721	0.2720	0.2720	0.2719	0.2719	0.2718	0.2718
44.0	0.2717	0.2717	0.2716	0.2716	0.2715	0.2715	0.2714	0.2714	0.2713	0.2713
45.0	0.2712	0.2711	0.2711	0.2710	0.2710	0.2709	0.2709	0.2708	0.2708	0.2707
46.0	0.2707	0.2706	0.2706	0.2705	0.2705	0.2704	0.2704	0.2703	0.2702	0.2702
47.0	0.2701	0.2701	0.2700	0.2700	0.2699	0.2699	0.2698	0.2698	0.2697	0.2697
48.0	0.2696	0.2696	0.2695	0.2695	0.2694	0.2693	0.2693	0.2692	0.2692	0.2691
49.0	0.2691	0.2690	0.2690	0.2689	0.2689	0.2688	0.2688	0.2687	0.2687	0.2686
50.0	0.2686	0.2685	0.2684	0.2684	0.2683	0.2683	0.2682	0.2682	0.2681	0.2681
51.0	0.2680	0.2680	0.2679	0.2679	0.2678	0.2678	0.2677	0.2677	0.2676	0.2675
52.0	0.2675	0.2674	0.2674	0.2673	0.2673	0.2672	0.2672	0.2671	0.2671	0.2670
53.0	0.2670	0.2669	0.2669	0.2668	0.2668	0.2667	0.2666	0.2666	0.2665	0.2665
54.0	0.2664	0.2664	0.2663	0.2663	0.2662	0.2662	0.2661	0.2661	0.2660	0.2660
55.0	0.2659	0.2659	0.2658	0.2657	0.2657	0.2656	0.2656	0.2655	0.2655	0.2654
56.0	0.2654	0.2653	0.2653	0.2652	0.2652	0.2651	0.2651	0.2650	0.2650	0.2649
57.0	0.2649	0.2648	0.2647	0.2647	0.2646	0.2646	0.2645	0.2645	0.2644	0.2644
58.0	0.2643	0.2643	0.2642	0.2642	0.2641	0.2641	0.2640	0.2640	0.2639	0.2638
59.0	0.2638	0.2637	0.2637	0.2636	0.2636	0.2635	0.2635	0.2634	0.2634	0.2633
60.0	0.2633	0.2632	0.2632	0.2631	0.2631	0.2630	0.2629	0.2629	0.2628	0.2628
61.0	0.2627	0.2627	0.2626	0.2626	0.2625	0.2625	0.2624	0.2624	0.2623	0.2623
62.0	0.2622	0.2622	0.2621	0.2620	0.2620	0.2619	0.2619	0.2618	0.2618	0.2617
63.0	0.2617	0.2616	0.2616	0.2615	0.2615	0.2614	0.2614	0.2613	0.2613	0.2612
64.0	0.2611	0.2611	0.2610	0.2610	0.2609	0.2609	0.2608	0.2608	0.2607	0.2607

Appendix E

DYNAMOMETER CALIBRATION CURVES

INERTIA	AHP	IHP
1750	7.7	4.3
2000	8.3	4.8
2250	8.8	5.3
2500	9.4	5.9
2750	9.9	6.3
3000	10.3	6.7
3500	11.2	7.5
4000	12.0	8.3
4500	12.7	8.9
5000	13.4	9.6
5500	13.9	10.0

STATION #1 DYNO CALIBRATION

BY: A. Valencia DATE: April 7, 1975

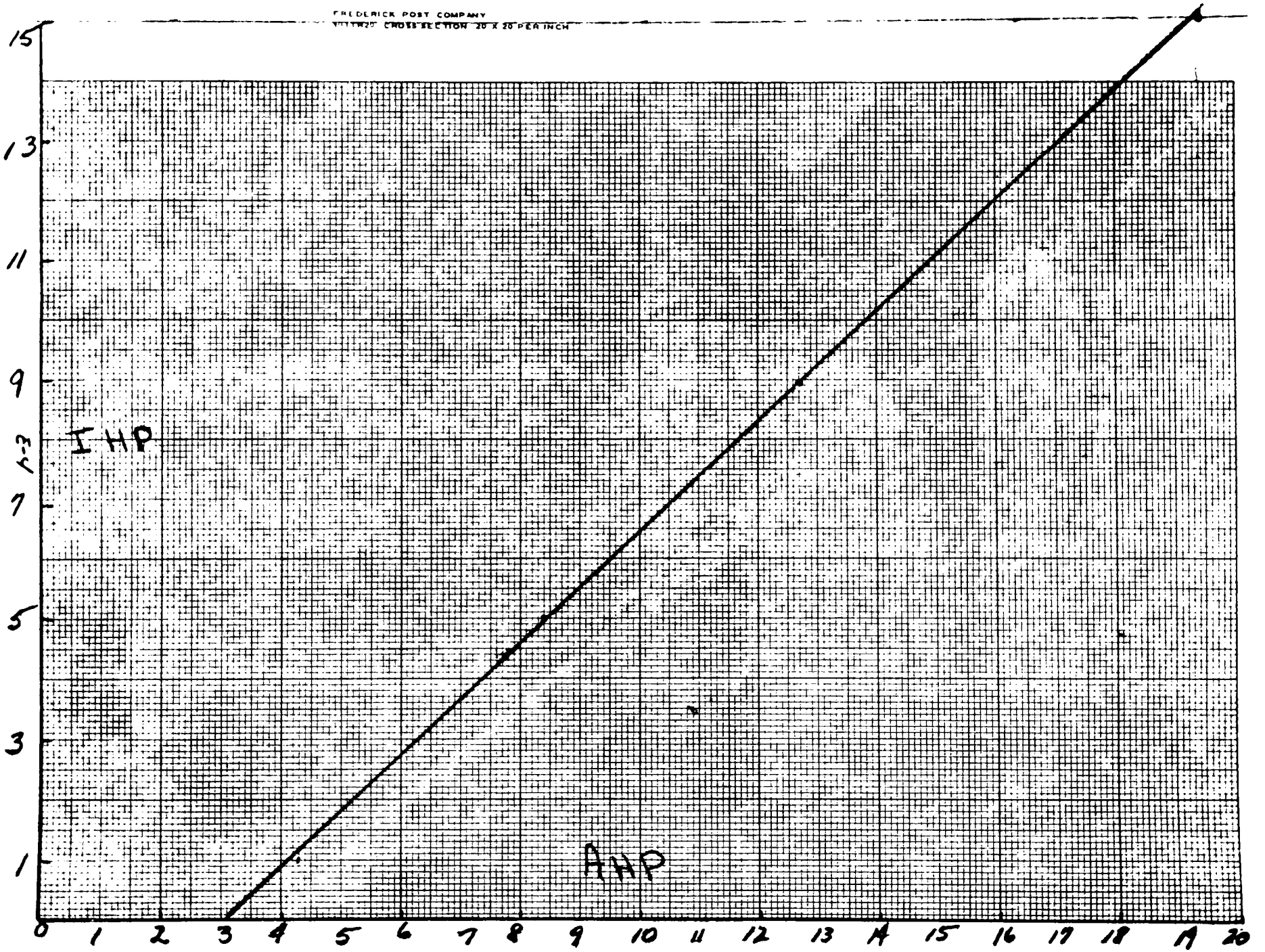
FREDERICK POST COMPANY
CROSS SECTION 20 X 20 PER INCH
IHP
AHP
15
13
11
9
7
5
3
1
0
1
2
3
4
5
6
7
8
9
10
11
12
13
14
15
16
17
18
19
20

OLSON LABORATORIES, INC.
A Subsidiary of Northrop Corporation

TESTING SERVICES DIVISION

DYNAMOMETER CALIBRATION DATA

DEPT NO.	SHIFT	TRAIN	DATE	P.I.C.
37	1	DYNO #1	4-7-75	GULICK / VALENZIA

FORMULA: HPd = 0.06073 (Wi/t)

55 MPH = 2065

45 MPH = 1690

HPd = ABSORBED ROAD HORSEPOWER
0.06073 = CONSTANT
Wi = EQUIVALENT INERTIA
t = ROLL DOWN TIME (SEC.)

IHP				AHP
(0) 1.0	0.06073 (4000/	57.2	t_1) =	4.78
	0.06073 (4000/	56.2	t_2) =	4.86
	0.06073 (4000/	56.6	t_3) =	4.83
	0.06073 (4000/		t_4) =	
				4.29 = AVE. AHP
5	0.06073 (4000/	29.0	t_1) =	9.42
	0.06073 (4000/	29.0	t_2) =	9.42
	0.06073 (4000/	29.0	t_3) =	9.42
	0.06073 (4000/		t_4) =	8.38 = AVE. AHP
10	0.06073 (4000/	17.9	t_1) =	15.27
	0.06073 (4000/	17.2	t_2) =	15.89
	0.06073 (4000/	17.6	t_3) =	15.53
	0.06073 (4000/		t_4) =	
				13.83 = AVE. AHP
15	0.06073 (4000/	12.6	t_1) =	21.69
	0.06073 (4000/	12.4	t_2) =	22.03
	0.06073 (4000/	12.6	t_3) =	21.69
	0.06073 (4000/		t_4) =	
				19.39 = AVE. AHP
20	0.06073 (4000/		t_1) =	
	0.06073 (4000/		t_2) =	
	0.06073 (4000/		t_3) =	
	0.06073 (4000/		t_4) =	
				= AVE. AHP

DYNAMOMETER MODEL NO.

SERIAL NO.

WHITE/SITE FILE

INTERTIA	AHP	IHP
1750	7.7	4.3
2000	8.3	4.9
2250	8.8	5.4
2500	9.4	6.0
2750	9.9	6.5
3000	10.3	6.9
3500	11.2	7.7
4000	12.0	8.5
4500	12.7	9.2
5000	13.4	9.9
5500	13.9	10.4

STATION #1 DYNO CALIBRATION

BY: A. Valencia DATE: February 24, 1975

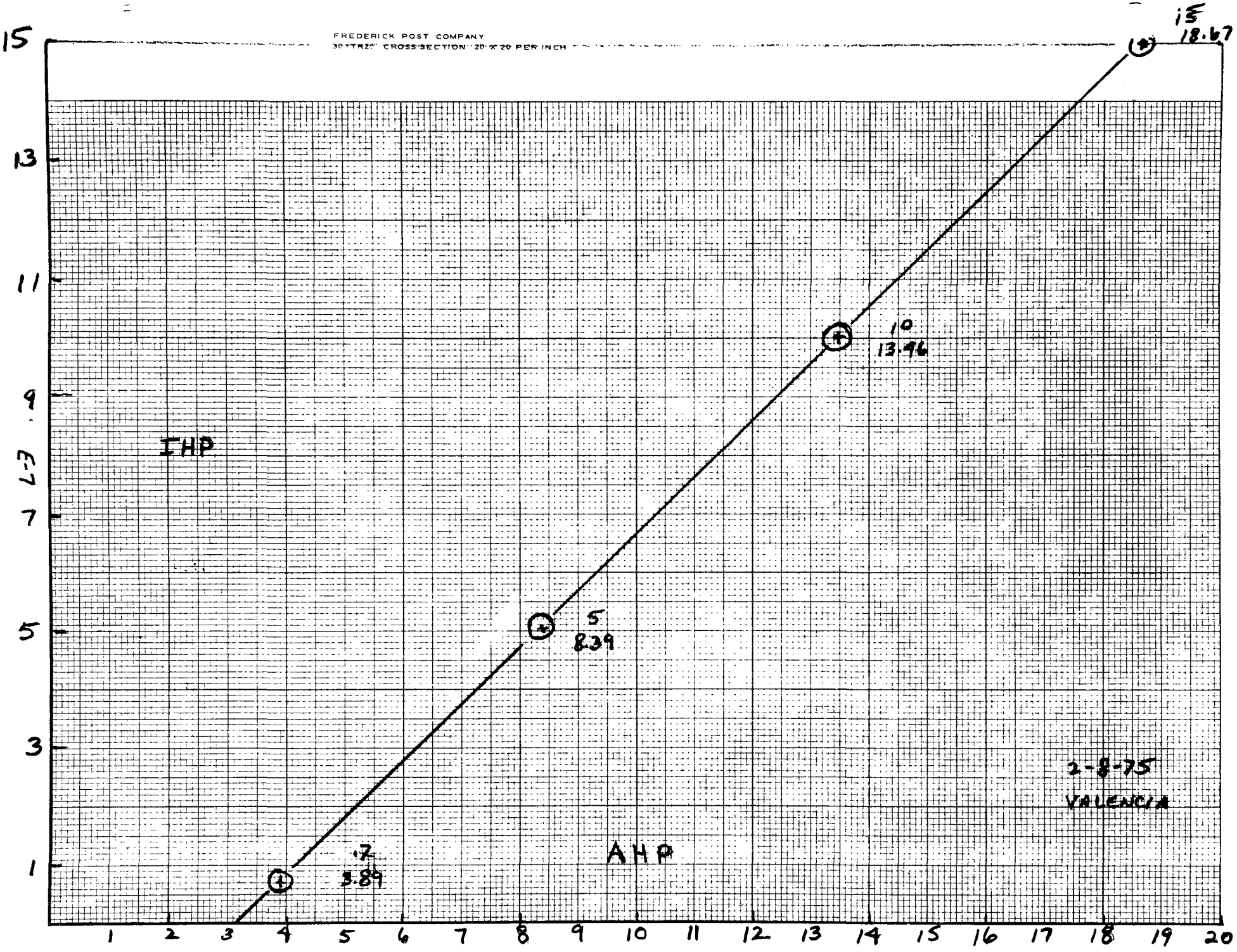
FREDERICK POST COMPANY
30 X 20 CROSS SECTION 20 X 20 PER INCH
IHP
AHP
1
3
5
7
9
11
13
15
1
2
3
4
5
6
7
8
9
10
11
12
13
14
15
16
17
18
19
20
.7
3.89
5
8.39
10
13.96
15
18.67
2-8-75
VALENCIA

OLSON LABORATORIES, INC.

TESTING SERVICES DIVISION

DYNAMOMETER CALIBRATION DATA

DEPT NO.	SHIFT	TRAIN	DATE	P.I.C.
37	1	DYNO #1	2-8-75	VALENCIA

FORMULA: HPd = 0.06073 (Wi/t)

55 MPH 2080

45 MPH 1700

HPd = ABSORBED ROAD HORSEPOWER
0.06073 = CONSTANT
Wi = EQUIVALENT INERTIA
t = ROLL DOWN TIME (SEC.)

IHP				AHP
.7	0.06073 (4000/	62.3	t_1) =	3.90
	0.06073 (4000/	62.5	t_2) =	3.89
	0.06073 (4000/	62.7	t_3) =	3.87
	0.06073 (4000/	62.2	t_4) =	3.91
				3.89 = AVE. AHP
5	0.06073 (4000/	29.0	t_1) =	8.37
	0.06073 (4000/	28.9	t_2) =	8.40
	0.06073 (4000/	28.8	t_3) =	8.43
	0.06073 (4000/	29.0	t_4) =	8.37 = AVE. AHP
				8.39
10	0.06073 (4000/	18.1	t_1) =	13.42
	0.06073 (4000/	18.0	t_2) =	13.50
	0.06073 (4000/	18.1	t_3) =	13.42
	0.06073 (4000/	18.0	t_4) =	13.50
				13.46 = AVE. AHP
15	0.06073 (4000/	13.1	t_1) =	18.54
	0.06073 (4000/	13.0	t_2) =	18.67
	0.06073 (4000/	13.0	t_3) =	18.67
	0.06073 (4000/	13.0	t_4) =	18.67
				= AVE. AHP
20	0.06073 (4000/	10.5	t_1) =	23.14
	0.06073 (4000/	10.4	t_2) =	23.36
	0.06073 (4000/	10.4	t_3) =	23.36
	0.06073 (4000/	10.4	t_4) =	23.36
				= AVE. AHP

DYNAMOMETER MODEL NO.

SERIAL NO.

INERTIA	AHP	IHP
1750	7.7	4.4
2000	8.3	5.0
2250	8.8	5.5
2500	9.4	6.1
2750	9.9	6.6
3000	10.3	7.0
3500	11.2	7.8
4000	12.0	8.6
4500	12.7	9.3
5000	13.4	10.1
5500	13.9	10.5

Station #1 - DYNO CALIBRATION

BY: A. Valencia Date: February 8, 1975

Appendix F

MECHANIC DEFECT INDUCEMENT RECORDS

FORD CATALYST DEFECTS Car #1 T161

Type of Defect	Step #	Dwell	Initial Timing	Idle R.P.M.Dr		CO/ HC	Idle Dr	2500N	Notes
Baseline	1	28°	12BTC	660		CO	.03	.06	
						HC	90	40	
Rich Idle 5%	2	30°	12BTC	650	UP	CO	5.0	-	
						HC	-	-	
					DN	CO	.10	-	
						HC	35	-	
Rich Idle 8%	3	30°	12BTC	630	UP	CO	8.0	.40	
						HC	350	75	
					DN	CO	.70	.02	
						HC	30	25	
Intermittant missfire 10%	5	28°	12BTC	660		CO	.02	.04	Car returned to baseline Step #4 prior to defect
						HC	110	160	
Intermittant missfire 3%	6	28°	12BTC	660		CO	.03	.06	
						HC	320	450	
NO EGR	8	28°	12BTC	700		CO	.03	.04	Car returned to baseline Step #7 prior to defect
						HC	40	100	
Baseline	9	28°	12BTC	650		CO	.02	.02	
						HC	10	10	
Clogged Air Filter 10 fold	10	28°	12BTC	650		CO	.04	40	Stock = 2 Masked = 10
						HC	.05	40	
Clogged Air Filter 5 fold	11	28°	12BTC	650		CO	.04	30	
						HC	.06	65	
Intermittant missfire 10% & Rich Idle	13	28°	12BTC	625	UP	CO	5.0	85	Car returned to baseline Step #12 prior to defect
						HC	.50	10	
					DN	CO	3.00	.12	
						HC	300	250	

FORD CATALYST DEFECTS Car # (cont'd) 161

Type of Defect	Test #	Dwell	Initial Timing	Idle R.P.M. DR		CO/ HC	Idle DR	2500N	Notes
Intermittant missfire 10%	14	28°	12BTC	610	UP	CO	.50	110	
						HC	.15	150	
Plus Idle System too Lean	14	28°	12BTC	610	DN	CO	.02	40	
						HC	.03	40	
Intermittant Missfire & EGR plugged	15	28°	12BTC	660		CO	.03	.03	
						HC	35	30	
Baseline	16	28°	12BTC	625		CO	.02	.03	
						HC	20	30	
Idle system too Rich & EGR Not Working	17	28°	12BTC	700	UP	CO	5.0%	.30	Secondary Air disconnected for all readings
						HC	225	80	
					DN	CO	2.6	.05	
						HC	80	50	
Idle system too rich & Ignition timing advanced	18	28°	18°BTC	790		CO	.03	.05	
						HC	35	70	
Idle system too rich & Ignition timing retarded	19	28°	6°BTC	720		CO	.03	.03	
						HC	30	35	
Idle system too rich & main fuel system too rich	20	28°	12°BTC	750		CO	.03	.04	Installed .057" Jets Stock = .054"
						HC	25	25	
Baseline	21	28°	12BTC	660		CO	.02	.03	
						HC	50	45	
Intermittant Missfire 3%	22	28°	12BTC	660		CO	.03	.05	
						HC	95	130	
Baseline	23	28°	12BTC	660		CO	.04	.04	
						HC	30	40	

Ford Catalyst Defects Car #2 T210

Type of Defect	Step #	Dwell	Initial Timing	Idle R.P.M. Dr		CO/ HC	Idle Dr	2500N	Notes
Baseline	1	31°	12 BTC	610		CO	.03	.05	
						HC	500	120	
Advanced Basic Ignition Timing	2	12 BTC 6 BTC 18° BTC				CO	.05	.03	
						HC	110	60	
Baseline	3	31°	12 BTC	610		CO	.03	.05	
						HC	500	120	
Insufficient Secondary Air	4	32°	12 BTC	720		CO	.03	.05	Clamped off main air line Stock output = 6 PSI Reduced to 3 PSI
						HC	210	120	
Over Rich Main Fuel System	6	32°	12 BTC	610		CO	.03	.05	Stock Jets = .054 Installed Jets = .057 Car returned to Baseline Step #5 prior to defect
						HC	160	85	
High Idle R.P.M. #1	8	32°	12 BTC	800		CO	.03	.05	Car returned to Baseline Step #7 prior to defect
						HC	120	80	
High Idle R.P.M. #2	9	32°	12 BTC	730		CO	.03	.05	
						HC	140	90	
Baseline	10	32°	12 BTC	610		CO	.03	.05	
						HC	215	70	
Inefficient Catalyst	11	32°	12 BTC	610		CO	.02	.04	
						HC	200	45	
Inefficient catalyst and 10% missfire	12	32°	12 BTC	610		CO	.06	.10	
						HC	450	70	
Inefficient catalyst and Rich Idle	13	32°	12 BTC	650	UP	CO	5.0	650	
						HC	.15	140	
					DN	CO	.50	120	
						HC	.04	60	

F5

Ford Catalyst Defects Car #2 (cont'd) T210

Type of Defect	Test #	Dwell	Initial Timing	Idle R.P.M. Dr	CO/ HC	Idle Dr	2500N	Notes
Baseline	14	32°	12 BTC	650	CO	.5	.10	
					HC	190	60	

Ford Catalyst Defects Car #3 T236

Type of Defect	Test #	Dwell	Initial Timing	Idle R.P.M. Dr		CO/ HC	Idle Dr	2500N	Notes
Baseline	1	29.5°	12 BTC	690		CO	.02	.02	
						HC	40	40	
Retarded Timing (Basic)	2	29.5°	12° BTC -6° 6° BTC	600		CO	.02	.02	
						HC	30	40	
Early Power Valve Circuit Activation	4	29.5°	12 BTC	690		CO	.02	.04	Installed 10.5" Power Valve, Car returned to Baseline, Step #3, prior to defect
						HC	20	20	
Baseline	5	29.5°	12 BTC	690		CO	.02	.03	Removed 10.5" Power Valve, Installed Stock Power Valve
						HC	30	30	
No Secondary Air Injection	6	29.5°	12 BTC	610		CO	.03	.03	
						HC	25	25	
Timing Overadvancing (vacuum)	8	29.5°	12 BTC	690		CO	.02	.02	stock 5" 10" 15" 20" 4° 10° 12° 13° mod- 5" 10" 15" 20" ified 5° 12-13° 13° 13°
						HC	30	25	Car returned to Baseline step #7, prior to defect
Baseline	9	29.5°	12 BTC	690		CO	.03	.03	
						HC	40	35	
Rich Idle plus Intermittant Missfire of Spark Plugs	10	29.5°	12 BTC	750	UP	CO	5.0	175	
						HC	.10	70	
					DN	CO	,03	40	
						HC	.04	30	
EGR Not working & Ignition Timing Advanced	12	30°	18° BTC	650		CO	.02	.01	Car returned to Baseline Step #11 prior to defect
						HC	30	20	

Ford Catalyst Defects Car #3 (cont'd) T236

Type of Defect	Test #	Dwell	Initial Timing	Idle R.P.M. Dr	CO/ HC	Idle Dr	2500N	Notes
Baseline	13	30°	12 BTC	680	CO	.03	.03	
					HC	45	40	
Reduced secondary Air Flow & Rich main fuel system	14	30°	12 BTC	650	CO	.02	.03	
					HC	35	30	
Reduced secondary Air Flow & Lean Main fuel system	15	30°	12 BTC	650	CO	.02	.05	
					HC	100	80	
Increased Idle R.P.M. by 100 & Retarded Timing	17	30°	6°BTC	650	CO	.02	.02	Car returned to Baseline Step #16 prior to defect
					HC	35	25	
Baseline	18	30°	12°BTC	690	CO	.03	.04	
					HC	50	35	

Ford Catalyst Defects Car #4 T254

Type of Defect	Test #	Dwell	Initial Timing	Idle R.P.M. Dr	CO/ HC	Idle Dr	2500N	Notes
Baseline	1	27	12 BTC	680	CO	.02	.02	
					HC	40	55	
Timing Under Advancing (Vacuum)	2	27	12 BTC	680	CO	.02	.02	Stock curve: 5" 10" 15" 20" 8° 9° 11° 11°
					HC	35	40	Modified: 5" 10" 15" 20" 0° 3° 10° 10°
Centrifugal Timing Overadvancing	4	27	12 BTC	680	CO	.02	.02	Stock & Modified Cent.Adv. S= 500 750 1000 1500 2000 0 1 3 7 10
					HC	35	35	M= 500 750 1000 1500 2000 1° 4° 5° 10° 10°
Centrifugal Timing Underadvancing	6	27	12 BTC	680	CO	.02	.03	Stock & Modified Cent.Adv. S= 500 750 1000 1500 2000 0° 1° 3° 7° 10°
					HC	25	30	M= 500 750 1000 1500 2000 0° 2° 4.5° 7° 7°
Baseline	7	27	12 BTC	680	CO	.02	.03	Returned to Stock Adv.
					HC	30	25	
Vacuum Line Leaking	8	27	12 BTC	635	CO	.02	.03	Metered one line from Christmas Tree. No missfiring or stalls.
					HC	30	30	
PCV Valve Stuck Closed	10	27	12 BTC	615	CO	.03	.03	
					HC	30	25	
PCV Valve Stuck Open	11	27	12 BTC	500	CO	.05	.05	
					HC	30	20	
USAD Not Working	13	30°	12 BTC	700				No VSAD!
Baseline	14	30°	12 BTC	700	CO	.02	.03	
					HC	30	25	

Ford Catalyst Defects Car #4 (cont'd) T254

Type of Defect	Test #	Dwell	Initial Timing	Idle R.P.M.	Dr	CO/HC	Idle Dr	2500N	Notes
Idle System Rich Plus USAD Not Working	15	30	12 BTC	700	UP	CO	5.0	175	
						HC	.25	130	
					DN	CO	3.0	75	
						HC	.05	50	
Idle System Rich & Secondary Air disconnected	16	30	12 BTC	700		CO			No VSAD!
						HC			
Idle system too rich plus PCV Valve Blocked	17	30°	12 BTC	600		CO	.30	.25	
						HC	25	20	
Baseline	18	30°	12 BTC	650		CO	.02	25	
						HC	.02	25	
Defective Spark Plug	19	30°	12 BTC	650		CO	0	0	This test from Car #210 #2.
						HC	575	390	
Baseline	20	30°	12 BTC	650		CO	.01	30	
						HC	0	25	

Ford Catalyst Defects Car #5 T175

Type of Defect	Step #	Dwell	Initial Timing	Idle R.P.M. Dr	CO/ HC	Idle Dr	2500N	Notes
Baseline	1	26°	12 BTC	630	CO	.02	.03	
					HC	40	50	
Idle System Lean	2	26°	12 BTC	530 UP	CO	.35	-	Used 100 R.P.M. Drop
					HC	-	-	
				530 DN	CO	.10	.03	
					HC	45	40	
Idle System Low R.P.M.	4	26°	12 BTC	530	CO	.02	.03	Car returned to Baseline Step #3, prior to defect
					HC	30	30	
Idle	5	26°	12 BTC	480	CO	.02	.04	
					HC	55	30	
Lean Main Fuel System	7	26°	12 BTC	630	CO	.02	.04	Stock Jets = .054" Installed = .052" Car returned to Baseline Step #6, prior to defect
					HC	50	50	
Baseline	8	26°	12 BTC	630	CO	.05	.50	Stock Jets .054" Installed
					HC	100	80	
Disabled Power circuit	9a	30°	12 BTC	600	CO	.05	.05	1st Test failed due to improperly plugged power circuit causing extreme flooding.
					HC	20	30	
Disabled Power circuit	9b	30°	12 BTC	600	CO	.02	Floated 90 - 200	Re-disabled power circuit using original power valve with plugged holes and blocked spring - No Leaks!
					HC	.02	200	
EGR Circuit Reduced Flow	11	30°	12 BTC	650	CO	.03	.04	Car returned to Baseline Step #10 Prior to defect
					HC	35	38	