



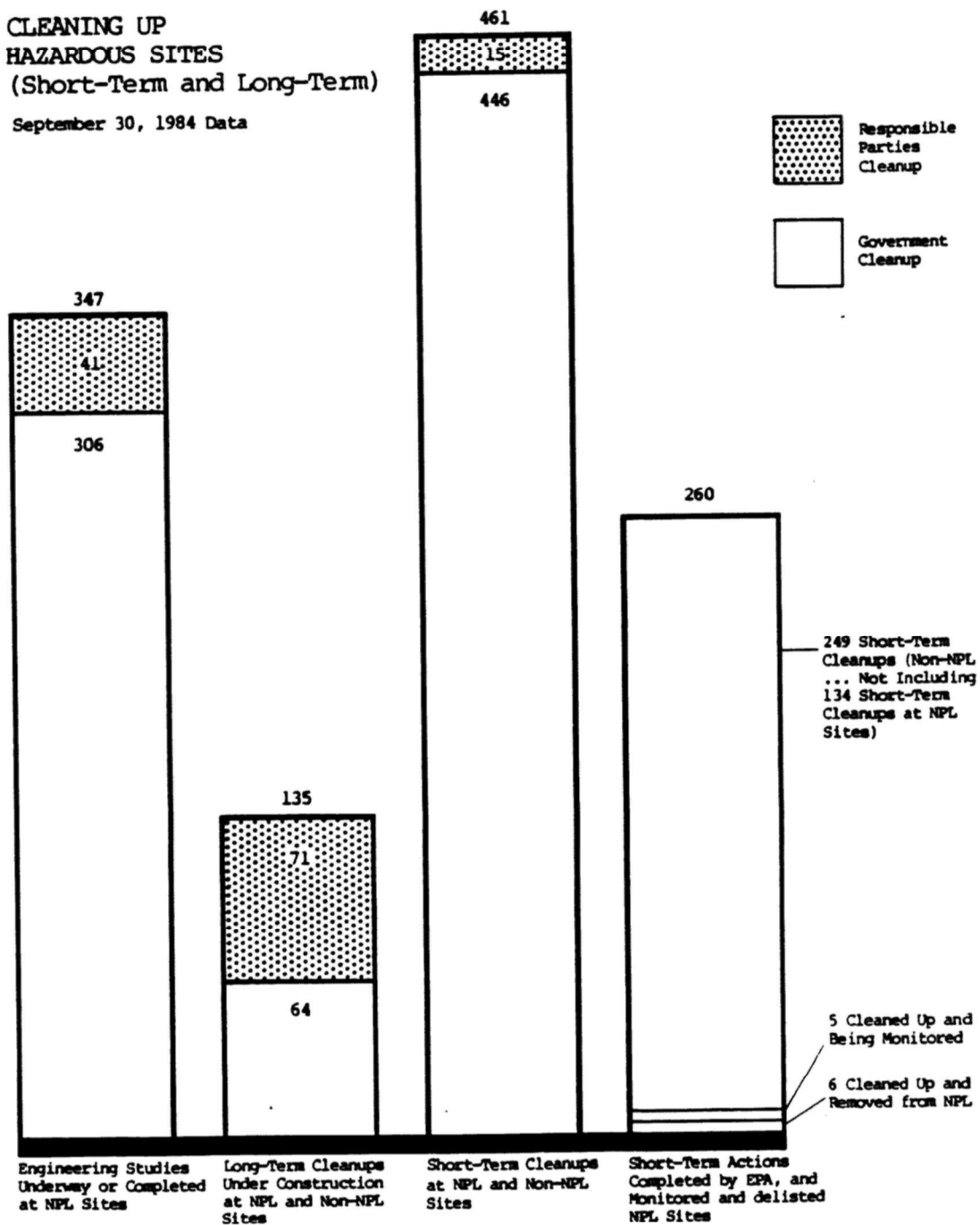
Environmental News

Superfund Status Report

The Comprehensive Environmental Response, Compensation, and Liability Act of 1980 (CERCLA) provided the authority and a trust fund (the "Superfund") so that EPA and State governments can respond to hazardous substances emergencies and uncontrolled hazardous sites where longer-term permanent remedies are required. The government can sue responsible parties (hazardous waste generators, transporters, facility owners and operators) to recover its expenditures or to undertake cleanup. Part of the trust fund (87.5 per cent) is financed by a tax on the manufacture or import of specified chemicals, with the remainder coming from general revenues.


CLEANING UP HAZARDOUS SITES (Short-Term and Long-Term)

September 30, 1984 Data

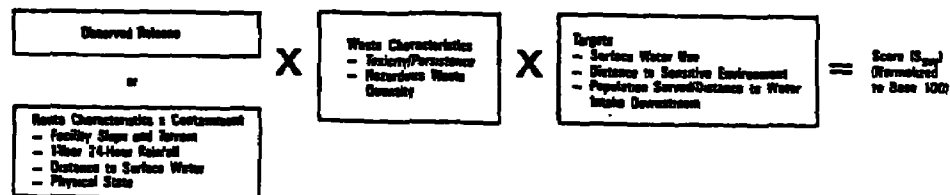


Environmental Protection Agency Hazard Ranking System


GROUND WATER



SURFACE WATER



AIR



CERCLA calls for compiling a national priorities list of at least 400 hazardous waste sites as candidates for remedial action. The data gathered in the evaluation process provide the basis for ranking the sites, taking into account these criteria:

- Possible risk to population
- Hazard potential of substances at the site
- Potential for contaminating drinking water supplies and other pathways that affect human health
- Potential for destruction of sensitive ecosystems.

EPA also evaluates the need for short-term emergency actions at sites posing immediate threats to health or the environment. The potential for direct contact, fires, and explosions is given special consideration.

NOTE TO CORRESPONDENTS:

Attached are basic data and a partial list of field activities for EPA's Superfund program. This is the most current information on the programs authorized and funded under provisions of CERCLA. Please call Carol Lawson (202)382-4376 for additional Superfund information.

Wastes disposed of from the early 1900s to 1980 are the fundamental problem at the abandoned or uncontrolled sites being addressed under CERCLA. Hazardous wastes generated since November 1980, when EPA's hazardous waste regulatory program started up under the Resource Conservation and Recovery Act (RCRA), are now being regulated under the RCRA rules. Please call Carl Gagliardi (202)382-4380 for RCRA information. Please call Robin Woods (202)382-4377 for information on enforcement.

IN SUPERFUND'S SHORT-TERM CLEANUP PROGRAM, there are emergency personnel on a standby basis ready to take whatever actions are needed anywhere throughout the U.S. to eliminate immediate threats to the public health and the environment. Any site posing an immediate threat is eligible, and cleanup action is undertaken promptly. As of September 30, 446 of these short-term actions had been started since the Superfund program began in December 1980, and 383 have been completed; of these, 134 were completed at National Priorities List (NPL) sites. Superfund emergency actions are completed in six months or less and usually cost under \$1 million.

IN THE LONG-TERM CLEANUP PROGRAM, as of October 11, 1984, EPA had identified 18,886 potentially hazardous waste sites in the United States and estimates the national inventory of sites--the Environmental Response and Remedial Information System (ERRIS) could reach 22,000. ERRIS sites are those that may pose hazards to the public if not addressed. The inventory includes radioactive waste sites, mining-waste sites, and federally-owned hazardous waste sites. The agency is working with the states to complete the survey.

Preliminary assessments have been conducted at 10,777 of the sites already identified. EPA investigates the sites that may pose risk, and initial site investigations have been started at 4,115 ERRIS sites. Based on data collected in these initial inspections, EPA scores the sites according to a set of factors related to risks from potential migration of substances through groundwater, surface water, and air. EPA places those that rank over a specific score on the national priorities list that is required by CERCLA, first on a proposed basis, and then--after a public comment period and any necessary reevaluation of data and re-scoring--on the official list of the nation's most hazardous waste sites, the NPL.

THE FIRST FULL NATIONAL PRIORITIES LIST (NPL) was published by the

agency in September 1983 and included 406 sites. At the same time, seven sites from those proposed for the NPL in December 1982 were kept in a pending status, and 133 new sites were proposed. Four of those proposed sites were made final in a special action in May 1984. The agency announced in September 1984 that 128 of the proposed sites were being added to the NPL making a total official list of 538 sites. On October 2, the agency proposed 244 additional sites for public comment (208 nonfederal and 36 federal) and kept four sites pending. This new NPL list of 786 final and proposed sites is now available from EPA's Public Information Center (mail code: PM-211B) (telephone: 202/829-3535).

CURRENT WORK AT NPL SITES. Detailed engineering studies by EPA or the states have been completed or were underway at 237 of these top-priority sites as of September 30, as were 69 enforcement-led engineering studies. This makes a total of 306 engineering studies completed or under way at NPL sites.

Long-term cleanups that have reached the construction phase were underway at 134 NPL sites, as of September 30. Sixty-four of these were being carried out by EPA and the states. The other 71 were enforcement-led and under construction by the responsible parties.

SUPERFUND ENFORCEMENT: Under the Superfund law, EPA can require responsible parties (site owners and operators or waste generators) to clean up hazardous waste sites, including NPL sites, by taking enforcement action against the parties when they can be identified.

EPA can obtain cleanup action by: (1) taking the parties to court; (2) reaching an out-of-court settlement with the parties on site cleanup; or, (3) issuing direct cleanup orders (administrative orders) in cases where there is an immediate threat to the public health or environment.

Responsible party cleanup is desirable because it saves Superfund monies for those sites where responsible parties cannot be found. The agency's first priority, however, is to make sure that any risks to public health are addressed as quickly as possible.

EPA can recover the amount of money the agency spends to clean up a site itself to assure expediency. This is accomplished through court action against responsible parties. These are referred to as Superfund cost-recovery cases. Under CERCLA, the government can recover up to three times the amount spent, if an administrative order was issued.

CUMULATIVE ENFORCEMENT TOTALS: From December 1980 through September 1984,

federal and state authorities have reached 154 settlements (including cash settlements) with responsible parties for more than \$316 million worth of cleanup at Superfund sites. In addition, cost recoveries, totalling some \$6.9 million to date, have been returned to the fund by responsible parties.

In the same period, EPA has issued 191 Administrative Orders for cleanups at uncontrolled or abandoned hazardous waste sites--48 under the Resource Conservation and Recovery Act and 143 under CERCLA. Since 1977, EPA has referred 172 cases to the Department of Justice, and 127 of these have been filed in the courts (see attached enforcement tally.)

TRUST MONIES: As of August 31, 1984, total receipts were approximately \$1,067 million, which includes the monies added from general revenues as well as tax receipts. Congress has appropriated \$934.5 million from the Trust Fund to date for EPA's use in implementing Superfund.

As of August 31, the agency had obligated a total of \$784.9 million for program work. Most of this money is being used for emergency or long-term action at Superfund sites. The mechanics for doing this are: contracts with engineering and management consulting firms in the private sector; cooperative agreements with state governments; and interagency agreements with other federal agencies such as the Federal Emergency Management Agency, the U.S. Army Corps of Engineers, and the Centers for Disease Control of the U.S. Public Health Service.

**EPA REGIONAL
SUPERFUND**

ACTIVITIES: (Please call listed numbers for EPA news releases.)

Region 1

MAINE, NEW HAMPSHIRE, VERMONT, MASSACHUSETTS,
RHODE ISLAND, CONNECTICUT
(Call Dave Pickman at 617-223-7223 for more information)

News Releases: ° \$450,000 more allocated from Superfund for removal action at Union Chemical site in South Hope, Maine
 ° EPA has authorized \$700,000 for RI/FS at Iron Horse Park site, Billerica, Massachusetts

Public Meetings: None reported to EPA headquarters

Region 2

NEW YORK, NEW JERSEY, PUERTO RICO, U.S. VIRGIN ISLANDS
(Call Rich Cahill at 212-264-2515 for more information)

News Releases: ° EPA proposes twenty-nine new priority Superfund sites in New York

- EPA announces ten new priority Superfund sites in New Jersey
- New York State/EPA sign cooperative agreements for Superfund action at Love Canal and Hudson River sites
- EPA orders companies to remove hazards at Bonhampton site, Bonhampton, N.J.

Public Meetings: None reported to EPA headquarters

Region 3

 PENNSYLVANIA, MARYLAND, DELAWARE,
 DISTRICT OF COLUMBIA, VIRGINIA, WEST VIRGINIA
 (Call George Bochanski at 215-597-9370 for more information)

- News Releases:
- EPA targets 22 new sites for long-term action
 - Superfund work complete at Lehigh Electric site, Old Forge, Pa.
 - Superfund approved for radon-contaminated house in Lansdowne
 - Public meeting on Tyson's Superfund site feasibility study
 - Public meeting on PCB removal and dioxin containment in Swissvale, Pa.
 - Meeting to be held on Industrial Lane (Pa.) Superfund site
 - Public meeting on workplan for Palmerton Zinc (Pa.) site
 - EPA to hold public meeting on activities at Lackawana Refuse site

- Public Meetings:
- Oct.1/To discuss removal of PCB contamination from Swissvale site
 - Oct.9/To discuss proposed workplan for studying the Industrial Lane site near Easton, Pa.
 - Oct.10/Engineering study for Tyson's Dump
 - Oct.11/To explain workplan for Palmerton Zinc site, Pa.
 - Oct.17/ On engineering study for Lackawanna Refuse site

Region 4

 ALABAMA, FLORIDA, GEORGIA, MISSISSIPPI, NORTH CAROLINA,
 SOUTH CAROLINA, TENNESSEE, KENTUCKY
 (Call Frank Redmond at 404-881-3004 for more information)

- News Releases:
- Engineering studies on alternate water supply, Durham, N.C.
 - Superfund cleanup in Kosciusko, Miss.
 - Meeting on Olin Corp. cleanup, Triana, Ala.
 - Water and soil investigated, Hillsborough Cty

- Sampling at George O'Bryan site, Louisville
- TCE contamination, Roan Mountain, Tenn.
- Region 4's additions to the NPL
- Study on Columbia, Miss., site is clarified

- Public Meetings:
- To discuss monitoring wells, Hollingsworth
 - To discuss alternate water supply sources
Roan Mountain, Tenn.

Region 5

 MINNESOTA, WISCONSIN, MICHIGAN, ILLINOIS, INDIANA, OHIO
 (Call Mary Canavan at 312-886-6870 for more information)

- News Releases:
- Forty-seven additional Midwest hazardous waste sites identified for cleanup
 - EPA to brief residents on status of Old Mill site
 - EPA to investigate Mosinee's Gorski Landfill
 - EPA to present findings of Superfund investigation at Wauconda
 - EPA to brief citizens on Superfund actions scheduled for former Troy, Ohio, landfill and incinerator site
 - EPA awards water contracts for Charlevoix project
 - EPA to brief residents on investigation at Filer City, Mich., site

- Public Meetings:
- Sept. 24/G&H disposal site, Utica, Mich.
 - Sept. 27/Wauconda Sand and Gravel site, Wauconda, Ill.
 - Sept.27/ RI/FS for Cliffs Dow disposal area, Marquette, Mich.
 - Sept.27/ RI/FS for Miami County incinerator site, Dayton, Ohio
 - Oct.1/Old Mill site, Rock Creek, Ohio
 - Oct.16/Discussion of Old Mill, R.I.
 - Oct.19/South Andover, Mich., site

Region 6

 TEXAS, LOUISIANA, ARKANSAS, NEW MEXICO, OKLAHOMA
 (Call Roger Meacham at 214-767-2630 for more information)

- News Releases:
- EPA grants \$265,916 in Superfund money to state of Texas for Bio-Ecology waste site in Grand Prairie
 - Public hearing to be held October 11 on tentative decision to authorize the state of Texas to operate its own hazardous waste program
 - EPA announces final cleanup plans for Highland Acid Pit site

- EPA announces final cleanup plans for Old Inger waste site, Darrow, La.
- EPA approves final cleanup plan and \$1,529,383 in a first-phase grant to begin work at Tar Creek site, Okla.
- EPA seeks public comment on several possible long-term remedies for abandoned Harris-Farley Street site in Houston
- EPA has spent \$27 million for emergency cleanups and other Superfund work in Region 6 since the program began 3 years ago

Public Meetings: ◦ Oct.11/ Hearing on authorization of state of Texas' hazardous waste program

Region 7

 IOWA, KANSAS, MISSOURI, NEBRASKA
 (Call Rowena Michaels at 816-374-5894 for more information)

- News Releases:
- EPA announces two new dioxin sites in the state of Missouri
 - EPA announces results of a recent site investigation at the U.S. Polymer Company in St. Louis
 - EPA approves a permit application to operate a mobile incinerator at the Denney Farm site
 - EPA confirms the presence of dioxin at Conservation Chemical Company landfill site in Kansas City
 - EPA will continue to cooperate with the state of Missouri in exploring options to deal with dioxin-contaminated wastes

Public Meetings: None reported to EPA headquarters

Region 8

 COLORADO, NORTH DAKOTA, SOUTH DAKOTA, WYOMING, UTAH,
 MONTANA
 (Call Rich Lathrop at 303-837-5927 for more information)

- News Releases:
- California Gulch, Leadville, Colo., begins a second phase of testing for possible contaminants
 - Immediate removal of 63 barrels of potentially hazardous materials underway at Harriman Park

Public Meetings: ◦ Sept.27/Smuggler Mountain study results
 ◦ Sept.28/Rocky Mountain Arsenal
 ◦ Oct.5/Union Pacific site, Baxter, Wyo.

Region 9

ARIZONA, CALIFORNIA, NEVADA, GUAM, WASHINGTON
(Call Al Zemsky at 415-454-8083 for more information)

- News Releases:
- News conference scheduled to announce hazardous waste sites on updated federal Superfund NPL for Arizona, Hawaii, California, and the Pacific territories
 - EPA announces new priority Superfund sites; forty-eight listed in Western region
 - EPA approves groundwater investigation and feasibility study in the San Gabriel valley

Public Meetings: None reported to EPA headquarters

Region 10

ALASKA, IDAHO, OREGON, WASHINGTON
(Call Bob Jacobson at 206-442-1465 for more information)

- News Releases:
- A dozen more sites in Washington and Oregon are proposed for Superfund list
 - \$400,000 of the Superfund awarded to study the Tacoma Landfill
 - \$64,000 of the Superfund awarded to help clean up two Lakewood wells
 - Two wells at Ponders Corner to be put back in service

- Public Meetings:
- Sept.18/Citizens' Advisory Meeting for Commencement Bay/Nearshore Tide Flats
 - Oct.17/Western Processing status meeting
 - Oct.24/Kick-off for RI/FS at Frontier Hard Chrome site
-

ENFORCEMENT TALLY

10/18/84

	FISCAL YEAR								ALL YEARS
	1977	1978	1979	1980	1981	1982	1983	1984	
CASES FILED	1	1	3	34	21	13	37	24	134
CASES REFERRED TO DOJ	1	2	6	47	13	32	35	42	178
SETTLEMENTS	0	0	0	4	11	29	40	70	157

SUMMARY OF CERCLA ENFORCEMENT ACTIONS

10/16/84

ADMINISTRATIVE ORDERS

STATUTE	FISCAL YEAR						ALL YEARS
	1981	1982	1983		1984		
			CONSENT	UNILATERAL	CONSENT	UNILATERAL	
§106 *	0	4	10	15	35	78	143
§7003 †	1	2	1	2	2	0	8
§3013 ‡	0	7	9	6	11	8	43
ALL ORDERS	1	13	20	23	48	86	194

* 106 ADMINISTRATIVE ORDERS

Enforcement orders issued by EPA under CERCLA Section 106 to site owners, operators or waste generators, directing the companies or individuals to take all necessary actions at a site or spill to abate an imminent danger to health or the environment. Penalties up to \$5000 per day may be assessed for violating these orders.

† 7003 ADMINISTRATIVE ORDERS

Enforcement orders issued by EPA under RCRA Section 7003 directing site owners or operators to take immediate action when evidence of imminent or substantial danger exists at a site. The 7003 orders may be issued at sites where the danger is a result of petroleum or mining wastes, two wastes otherwise exempted from regulation under RCRA and enforcement under both CERCLA and RCRA.

‡ 3013 ADMINISTRATIVE ORDERS

Enforcement orders issued by EPA under RCRA Section 3013 directing the owner or operator of a site to perform further studies or monitoring to develop information on the extent of contamination on which to base future decisions or orders concerning cleanup.

ADMINISTRATIVE ORDERS - S106

10/18/84

FOR FISCAL YEAR 1984

REGION	SITENAME	STATE	ORDER TYPE	REMEDY VALUE	COST RECOVERY	DATE SIGNED	STATUTE
1	EASTER SEALS	CT	U	\$ 50.0	\$ 0.0	06/27/84	S106
1	CHARLES GEORGE LANDFILL	MA	U	\$ 0.0	\$ 0.0	12/02/83	S106
	6E PITTSFIELD	MA	U	\$ 100.0	\$ 0.0	05/16/84	S106
	MONSANTO PLANT SITE	MA	C	\$ 500.0	\$ 0.0	04/19/84	S106/S3013
1	RESOLVE	MA	U	\$ 0.0	\$ 0.0	05/16/84	S106/S104
1	SULLIVAN'S LEDGE	MA	U	\$ 50.0	\$ 0.0	09/28/84	S106
1	WINTHROP TOWN LANDFILL (INMONT CORP)	ME	C	\$ 400.0	\$ 0.0	06/06/84	S106
1	OLD SPRINGFIELD LANDFILL	VT	C	\$ 33.0	\$ 0.0	04/04/84	S106
2	SNOPE OIL	NJ	C	\$ 500.0	\$ 0.0	05/14/84	S106
2	TABERNACLE DRUM DUMP (ATLANTIC DISPOSAL)	NJ	U	\$ 70.0	\$ 0.0	02/17/84	S106
2	BATAVIA LANDFILL	NY	C	\$ 250.0	\$ 42.9	08/09/84	S106
2	BYRON BARREL & DRUMS	NY	U	\$ 250.0	\$ 0.0	06/28/84	S106
2	GE MOREAU	NY	C	\$ 2000.0	\$ 0.0	11/21/83	S106
2	GENERAL SWITCH CORP.	NY	C	\$ 200.0	\$ 300.0	05/01/84	S106
2	SIGNO TRADING (SCI)	NY	U	\$ 100.0	\$ 0.0	03/23/84	S106
2	SOUTH GLEN FALLS DRAGSTRIP	NY	U	\$ 250.0	\$ 0.0	07/23/84	S106
2	G.E. WIRING	PR	C	\$ 1500.0	\$ 0.0	01/21/84	S106
2	JUNCOS LANDFILL	PR	C	\$ 200.0	\$ 0.0	03/15/84	S106
3	ARMY CREEK LANDFILL	DE	C	\$ 250.0	\$ 0.0	08/01/84	S106
3	DELAWARE CITY PVC	DE	C	\$ 150.0	\$ 0.0	05/08/84	S106
3	HARVEY & KNOTT (MILTON SLOVIN)	DE	U	\$ 0.0	\$ 0.0	05/30/84	S106/S104
3	TYBOUTS CORNER LANDFILL-LESTER PROPERTY	DE	U	\$ 38.0	\$ 0.0	12/16/83	S104/S106
3	TYBOUTS CORNER LANDFILL-WAGNER PROPERTY	DE	U	\$ 38.0	\$ 0.0	12/16/83	S106
3	ANCHEM SITE	PA	U	\$ 50.0	\$ 0.0	06/29/84	S106
	BROWN'S BATTERY BREAKING SITE	PA	U	\$ 1250.0	\$ 0.0	03/02/84	S106
	CHAMANNA REFUSE	PA	C	\$ 100.0	\$ 0.0	02/10/84	S104/S106
	M&R ASBESTOS (NICOLET)	PA	U	\$ 425.0	\$ 0.0	01/09/84	S106
3	M&R ASBESTOS SITE	PA	U	\$ 0.0	\$ 0.0	03/14/84	S106
3	SWISSVALE AUTO PARTS	PA	U	\$ 0.0	\$ 0.0	08/01/84	S106
3	WESTINGHOUSE	PA	U	\$ 330.0	\$ 0.0	03/22/84	S106/S104
3	RHINEMART TIRE FIRE SITE	VA	C	\$ 50.0	\$ 0.0	02/13/84	S106
3	BIG JOHN'S SALVAGE	WV	C	\$ 50.0	\$ 0.0	01/09/84	S106
3	FIKE CHEMICALS	WV	U	\$ 100.0	\$ 0.0	03/22/84	S106/S3013
3	FIKE CHEMICALS	WV	U	\$ 0.0	\$ 0.0	04/22/84	S106/S104

ADMINISTRATIVE ORDERS - S106

10/18/84

FOR FISCAL YEAR 1984

REGION	SITENAME	STATE	ORDER TYPE	REMEDY VALUE	COST RECOVERY	DATE SIGNED	STATUTE
4	BROWN WOOD PRESERVING CO	FL	C	\$ 500.0	\$ 0.0	04/20/84	S106
4	CITY INDUSTRIES	FL	U	\$ 400.0	\$ 0.0	02/13/84	S106
4	TRI-CITY OIL CONSERVATIONIST	FL	U	\$ 100.0	\$ 0.0	02/08/84	S106
4	DICKERSON POST TREATING SITE	GA	U	\$ 100.0	\$ 0.0	07/19/84	S106
4	WHITLY COUNTY SITE	KY	U	\$ 70.0	\$ 0.0	04/24/84	S106
4	GULF BATTERY EXCHANGE	MS	U	\$ 125.0	\$ 0.0	12/23/83	S106
4	CAROLINA TRANSFORMER	NC	U	\$ 100.0	\$ 0.0	03/05/84	S106
4	RIVERDALE DRIVE HOMES SITE	NC	U	\$ 500.0	\$ 0.0	08/03/84	S106
5	EDWIN COOPER, INC.	IL	U	\$ 367.0	\$ 0.0	05/17/84	S106/S3013
5	JOHNS MANVILLE	IL	C	\$ 300.0	\$ 43.0	06/15/84	S106
5	PRAIRIE PAINT	IL	U	\$ 13.0	\$ 0.0	04/12/84	S106
5	RIVERDALE DIOXIN	IL	C	\$ 0.0	\$ 0.0	09/25/84	S106
5	AUTO ION	NI	U	\$ 250.0	\$ 0.0	06/12/84	S106
5	BERLIN & FARRO LIQUID INCINERATOR	NI	U	\$ 12000.0	\$ 2050.0	03/07/84	S106
5	BURROWS SANITATION	NI	U	\$ 250.0	\$ 0.0	06/08/84	S106
5	BURROWS SANITATION	NI	C	\$ 500.0	\$ 0.0	07/06/84	S106
5	CLIFFS-DOH DUMP	NI	C	\$ 100.0	\$ 0.0	09/28/84	S106
5	FOREST WASTE PRODUCTS	NI	U	\$ 100.0	\$ 0.0	03/07/84	S106
5	IONIA CITY LANDFILL	NI	U	\$ 170.0	\$ 0.0	05/19/84	S106
5	KARECHAF'S FARM	NI	U	\$ 350.0	\$ 0.0	09/28/84	S106
5	SAGINAW PAINT	NI	U	\$ 89.0	\$ 0.0	08/01/84	S106
5	VERONA WELLS/THOMAS SOLVENTS	NI	U	\$ 250.0	\$ 0.0	02/17/84	S106
5	REILLY TAR	MN	U	\$ 938.0	\$ 0.0	08/01/84	S106
5	WASTE DISPOSAL ENGINEERING	MN	C	\$ 1500.0	\$ 25.0	03/21/84	S106
5	ALLIED CHEMICAL/IRONTON COKE	OH	C	\$ 1250.0	\$ 35.0	04/11/84	S106
5	ARCANUM IRON AND METAL	OH	C	\$ 0.0	\$ 0.0	09/28/84	S106
5	COSHOCTON CITY LANDFILL	OH	U	\$ 50.0	\$ 0.0	03/30/84	S106/S308/S309
5	MGM LANDFILL	OH	U	\$ 445.0	\$ 0.0	05/25/84	S106
5	OLD HILL (JACK WEBB)	OH	U	\$ 110.0	\$ 0.0	02/22/84	S106
5	PRISTINE INC	OH	U	\$ 60.0	\$ 0.0	03/14/84	S106
5	PRISTINE, INC	OH	C	\$ 60.0	\$ 0.0	04/13/84	S106
5	UNION CARBIDE DIOXIN SITE	OH	C	\$ 100.0	\$ 5.0	09/28/84	S106
5	GPF	WI	U	\$ 69.0	\$ 0.0	09/28/84	S106
6	GURLEY PIT	AR	U	\$ 2.0	\$ 0.0	04/04/84	S106
6	SOUTH VALLEY	NM	U	\$ 100.0	\$ 0.0	09/28/84	S106

ADMINISTRATIVE ORDERS - S106

10/18/84

FOR FISCAL YEAR 1984

SECTION	SITENAME	STATE	ORDER TYPE	REMEDY VALUE	COST RECOVERY	DATE SIGNED	STATUTE
5	SOLVENTS RECOVERY (MANN SITE)	OR	U	\$ 500.0	\$ 0.0	03/02/84	S106
5	SOLVENTS RECOVERY (MANN SITE)	OR	U	\$ 500.0	\$ 0.0	03/13/84	S106
6	GENEVA INDUSTRIES	TX	U	\$ 400.0	\$ 0.0	08/24/84	S106
6	NL INDUSTRIES ET AL	TX	C	\$ 1500.0	\$ 0.0	04/18/84	S106
6	RFP MURPHY METALS	TX	C	\$ 2296.0	\$ 0.0	10/21/83	S106
6	STENCO, INC.	TX	U	\$ 529.0	\$ 0.0	03/28/84	S106
6	UNITED CRESSKOTE	TX	C	\$ 100.0	\$ 0.0	12/27/83	S106
7	ALCOH (DAVENPORT WORKS)	IA	C	\$ 250.0	\$ 0.0	02/22/84	S106
7	JOHN B SLUDGE POND	KS	C	\$ 500.0	\$ 0.0	12/06/83	S106
7	CATHERINE EMERY	MO	U	\$ 0.0	\$ 0.0	01/18/84	S106
7	COPTLAND CONTAINER CORP.	MO	C	\$ 250.0	\$ 0.0	06/12/84	S106
7	EARL BUTLER	MO	U	\$ 0.0	\$ 0.0	01/18/84	S106
7	HENRY AND SANTINA M-FRNTZ	MO	U	\$ 0.0	\$ 0.0	01/18/84	S106
7	INMONT CORPORATION	MO	U	\$ 30.0	\$ 0.0	02/09/84	S106
7	NEEDS-D DIBESTER	MO	C	\$ 50.0	\$ 0.0	06/12/84	S106
7	RUSSELL BLISS TANK FARM SITE	MO	U	\$ 250.0	\$ 0.0	01/18/84	S106
7	STEWART SANITARY SUPPLY	MO	U	\$ 47.0	\$ 0.0	02/02/84	S106
7	STOSAR	MO	U	\$ 0.0	\$ 0.0	01/18/84	S106
7	VICTOR PRODUCTS	MO	U	\$ 40.0	\$ 0.0	02/16/84	S106/S7003
7	W-TREY INDUSTRIES (WALTER LORENZ)	NE	U	\$ 250.0	\$ 0.0	03/19/84	S106/S7003
8	GOLDENBORG ORGANIC CHEM. (SAND CREEK SITE)	CO	U	\$ 150.0	\$ 0.0	03/07/84	S106
8	EMBLE MINE	CO	U	\$ 100.0	\$ 0.0	06/07/84	S106
8	LORRY LANDFILL	CO	C	\$ 500.0	\$ 0.0	01/10/84	S106
8	MARSHALL LANDFILL	CO	U	\$ 600.0	\$ 0.0	10/21/83	S106
8	WYACONDA SMELTER (CLEVELAND WRECKING)	MT	C	\$ 800.0	\$ 0.0	04/12/84	S106
8	LIBBY GROUNDWATER (ST. REGIS CO)	MT	C	\$ 1800.0	\$ 0.0	10/18/83	S106
8	A & C SALVAGE	JT	U	\$ 10.0	\$ 0.0	03/28/84	S106
8	BOATER-UNION PACIFIC	WY	C	\$ 800.0	\$ 0.0	11/16/83	S106
9	GIL- RIVER INDIAN RESERVATION	AZ	U	\$ 250.0	\$ 0.0	08/10/84	S106
9	GOODHEAR	AZ	U	\$ 175.0	\$ 0.0	03/07/84	S106/S3013
	ATI INDUSTRIES	CA	U	\$ 250.0	\$ 0.0	09/30/84	S106
	E-T LANDFILL	CA	U	\$ 300.0	\$ 0.0	07/21/84	S106

ADMINISTRATIVE ORDERS - 5106

10/18/84

FOR FISCAL YEAR 1984

REGION	SITENAME	STATE	ORDER TYPE	REMEDY VALUE	COST RECOVERY	DATE SIGNED	STATUTE
9	MCCOLL SITE	CA	U	\$ 19600.0	\$ 0.0	07/20/84	5106
9	SOUTHERN PACIFIC TRANSPORTATION	CA	U	\$ 250.0	\$ 0.0	05/01/84	5106
9	STANKEVICH #1 - NORWALK	CA	U	\$ 143.0	\$ 0.0	06/04/84	5106
9	STANKEVICH #2 - SANTA FE SPRINGS	CA	U	\$ 50.0	\$ 0.0	06/04/84	5106
10	BENDLE'S ROAD OILING	AK	U	\$ 200.0	\$ 0.0	06/08/84	5106
10	STEPHAN & SONS CONSTRUCTION	AK	U	\$ 250.0	\$ 0.0	06/19/84	5106
10	H.W.S. GOLD & SILVER, INC.	ID	U	\$ 250.0	\$ 0.0	03/28/84	5106
10	H.W.S. GOLD & SILVER, INC.	ID	U	\$ 200.0	\$ 0.0	05/16/84	5106
10	NORTHWEST DUST CONTROL	OR	U	\$ 250.0	\$ 0.0	02/09/84	5106
10	LYNDEN TRANSPORTATION, INC.	WA	U	\$ 250.0	\$ 0.0	11/01/83	5106
10	PUGET SOUND PLYWOOD	WA	U	\$ 250.0	\$ 0.0	09/26/84	5106
10	WILLIAMS & SON TRANSFORMER SALVAGE	WA	U	\$ 250.0	\$ 0.0	02/15/84	5106

*ALL DOLLAR AMOUNTS ARE IN THOUSANDS

ADMINISTRATIVE ORDERS - S3013

10/18/84

FOR FISCAL YEAR 1984

REGION	SITENAME	STATE	ORDER TYPE	REMEDY VALUE	COST RECOVERY	DATE SIGNED	STATUTE
9	GOODYEAR	AZ	U	\$ 175.0	\$ 0.0	03/07/84	S106/S3013
9	UNIDYNAMICS	AZ	U	\$ 175.0	\$ 0.0	03/07/84	S3013
9	NEVILLE CHEMICAL CO	CA	U	\$ 1750.0	\$ 0.0	03/28/84	S3013

*ALL DOLLAR AMOUNTS ARE IN THOUSANDS

ADMINISTRATIVE ORDERS - S7003

10/18/84

FOR FISCAL YEAR 1984

REGION	SITENAME	STATE	ORDER TYPE	REMEDY VALUE	COST RECOVERY	DATE SIGNED	STATUTE
1	CANOB PARK (EXXON)	RI	C	\$ 500.0	\$ 0.0	01/20/84	S7003
1	CANOB PARK (MOBIL)	RI	C	\$ 500.0	\$ 0.0	01/20/84	S7003
7	VICTOR PRODUCTS	ND	U	\$ 40.0	\$ 0.0	02/16/84	S106/S7003
7	A-TREY INDUSTRIES (ARTHUR LORENZ)	NE	U	\$ 250.0	\$ 0.0	03/19/84	S106/S7003

*ALL DOLLAR AMOUNTS ARE IN THOUSANDS

CASES FILED

10/18/84

FOR FISCAL YEAR 1984

REGION	SITENAME	STATE
1	BAIRD & MCGUIRE, INC.	MA
1	NEW BEDFORD HARBOR	MA
2	GOOSE FARM	NJ
2	PINE VALLEY GOLF CLUB	NJ
2	BERNCOLORS	NY
2	YORK OIL	NY
3	TYBOUTS CORNER LANDFILL	DE
3	NORTH EAST DUMP SITE	ND
3	BRUIN LAGOON	PA
3	GLENSIDE GARAGE (CHLORIDE)	PA
3	SUPERIOR INDUSTRIES (TURCO COATINGS)	PA
3	TYSON'S DISPOSAL SERVICES	PA
3	BIG JOHNS SALVAGE	WV
4	KEITH FARM POND	KY
5	MIDCO I & II	IN
5	ISANTI	IN
5	DIAMOND SHAMROCK	OH
5	LASKIN WASTE OIL/POPLAR OIL	OH
5	LASKIN WASTE OIL/POPLAR OIL	OH
5	NEW LYNE LANDFILL	OH
6	VERTAC CHEMICAL	OR
6	TRIANGLE CHEMICAL	TX
7	HORSE ARENAS	MO
9	NICKEL SOLUTION	CA

SETTLEMENTS

10/18/84

FOR FISCAL YEAR 1984

REGION	SITENAME	STATE	VALUE	COST REC	CASHOUT
1	GROVELAND WELLS (A.W. CHESTERTON)	MA	\$ 200.0	\$ 0.0	\$ 0.0
1	MONSANTO PLANT SITE	MA	\$ 500.0	\$ 0.0	\$ 0.0
1	WINTHROP TOWN LANDFILL (INMONT CORP)	ME	\$ 400.0	\$ 0.0	\$ 0.0
1	OTTATTI & GOSS	NH	\$ 500.0	\$ 0.0	\$ 0.0
1	CANOB PARK (EXXON)	RI	\$ 500.0	\$ 0.0	\$ 0.0
1	CANOB PARK (MOBIL)	RI	\$ 500.0	\$ 0.0	\$ 0.0
1	GLD SPRINGFIELD LANDFILL	VT	\$ 33.0	\$ 0.0	\$ 0.0
2	JOHNSON & TOWERS	NJ	\$ 250.0	\$ 0.0	\$ 0.0
2	M & T BELISA (EQUITABLE LIFE ASSURANCE)	NJ	\$ 250.0	\$ 0.0	\$ 0.0
2	WKY CORPORATION	NJ	\$ 200.0	\$ 0.0	\$ 0.0
2	RINGWOOD MINES LANDFILL (FORD INTL)	NJ	\$ 460.0	\$ 0.0	\$ 0.0
2	SWOPE OIL	NJ	\$ 500.0	\$ 0.0	\$ 0.0
2	BATAVIA LANDFILL	NY	\$ 250.0	\$ 42.9	\$ 0.0
2	GE MOREAU	NY	\$ 2000.0	\$ 0.0	\$ 0.0
2	GENERAL SWITCH CORP.	NY	\$ 200.0	\$ 300.0	\$ 0.0
2	HUCKER CHEMICAL (162ND STREET)	NY	\$ 1000.0	\$ 0.0	\$ 0.0
2	HUCKER CHEMICAL (S-AREA)	NY	\$ 45000.0	\$ 0.0	\$ 0.0
2	OLEAN WELL FIELD (MCGRAW EDISON)	NY	\$ 250.0	\$ 0.0	\$ 0.0
2	OLEAN WELL FIELD (MCGRAW EDISON)	NY	\$ 250.0	\$ 0.0	\$ 0.0
2	G.E. WIRING	PR	\$ 1500.0	\$ 0.0	\$ 0.0
2	JUNCOS LANDFILL	PR	\$ 200.0	\$ 0.0	\$ 0.0
3	ARMY CREEK LANDFILL	DE	\$ 250.0	\$ 0.0	\$ 0.0
3	DELAWARE CITY PVC	DE	\$ 150.0	\$ 0.0	\$ 0.0
3	TYBOUTS CORNER LANDFILL-WAGNER PROPERTY	DE	\$ 35.0	\$ 0.0	\$ 0.0
3	ABM WADE-APOLLO METALS	PA	\$ 0.0	\$ 188.2	\$ 0.0
3	ABM WADE-DIVERSIFIED PRINTING CORP.	PA	\$ 0.0	\$ 2.4	\$ 0.0
3	ABM WADE-EAST FALLS CORP.	PA	\$ 0.0	\$ 7.5	\$ 0.0
3	ABM WADE-ELECTROCOATING, ET AL.	PA	\$ 0.0	\$ 35.2	\$ 0.0
3	GLENSIDE CHLORIDE	PA	\$ 0.0	\$ 14.5	\$ 0.0
3	POCAHONAS REFUSE	PA	\$ 100.0	\$ 0.0	\$ 0.0
3	THE SANDVIK	PA	\$ 0.0	\$ 150.0	\$ 0.0
3	SMITHHART TIRE FIRE SITE	VA	\$ 50.0	\$ 0.0	\$ 0.0
3	BIG JOHN'S SALVAGE	WV	\$ 50.0	\$ 0.0	\$ 0.0
3	MONSANTO (PLANT ROAD)	WV	\$ 50.0	\$ 0.0	\$ 0.0

SETTLEMENTS

10/18/84

FOR FISCAL YEAR 1984

REGION	SITENAME	STATE	VALUE	COST REC	CASHOUT
4	BROWN WOOD PRESERVING CO	FL	\$ 500.0	\$ 0.0	\$ 0.0
4	LENDIR REFINERY	NC	\$ 0.0	\$ 113.0	\$ 0.0
4	BLUFF ROAD-SCRD1	SC	\$ 0.0	\$ 95.0	\$ 0.0
5	W&F MATERIALS (GREENUP)	IL	\$ 4000.0	\$ 340.0	\$ 0.0
5	BASF-WYANDOTTE	IL	\$ 1000.0	\$ 0.0	\$ 0.0
5	JOHNS MANVILLE	IL	\$ 300.0	\$ 43.0	\$ 0.0
5	RIVERDALE DIOXIN	IL	\$ 0.0	\$ 0.0	\$ 0.0
5	9TH AVENUE DUMP (STEVE MARTELL)	IN	\$ 5000.0	\$ 15.0	\$ 0.0
5	BURROWS SANITATION	MI	\$ 500.0	\$ 0.0	\$ 0.0
5	CLIFFS-DOW DUMP	MI	\$ 100.0	\$ 0.0	\$ 0.0
5	EAST BAY TOWNSHIP	MI	\$ 0.0	\$ 144.5	\$ 0.0
5	PETOSKEY MANUFACTURING	MI	\$ 250.0	\$ 0.0	\$ 0.0
5	WASTE DISPOSAL ENGINEERING	MN	\$ 1500.0	\$ 25.0	\$ 0.0
5	ALLIED CHEMICAL/IRONTON COKE	OH	\$ 1250.0	\$ 35.0	\$ 0.0
5	ARCANUM IRON AND METAL	OH	\$ 0.0	\$ 0.0	\$ 0.0
5	PRISTINE, INC	OH	\$ 60.0	\$ 0.0	\$ 0.0
5	UNION CARBIDE DIOXIN SITE	OH	\$ 100.0	\$ 5.0	\$ 0.0
6	PETRO PROCESSORS	LA	\$50000.0	\$ 600.0	\$ 0.0
6	HOMESTAKE MINING	NM	\$ 1000.0	\$ 0.0	\$ 0.0
6	SOUTH VALLEY	NM	\$ 100.0	\$ 0.0	\$ 0.0
6	NL INDUSTRIES ET AL	TX	\$ 1500.0	\$ 0.0	\$ 0.0
6	RSR/MURPH METALS	TX	\$ 2200.0	\$ 0.0	\$ 0.0
6	UNITED CREOSOTE	TX	\$ 100.0	\$ 0.0	\$ 0.0
7	ALCOA (DAVENPORT WORKS)	IA	\$ 250.0	\$ 0.0	\$ 0.0
7	JOHN'S SLUDGE POND	KS	\$ 500.0	\$ 0.0	\$ 0.0
7	CORTLAND CONTAINER CORP.	MO	\$ 250.0	\$ 0.0	\$ 0.0
7	DENNY FARM (NEPACCO)	MO	\$ 6000.0	\$ 155.0	\$ 0.0
7	NEGSHO DIGESTER	MO	\$ 50.0	\$ 0.0	\$ 0.0
7	RIVERFRONT LANDFILL	MO	\$ 250.0	\$ 0.0	\$ 0.0

SETTLEMENTS

10/18/84

FOR FISCAL YEAR 1984

REGION	SITENAME	STATE	VALUE	COST REC	CASHOUT
8	LOWRY LANDFILL	CO	\$ 500.0	\$ 0.0	\$ 0.0
8	ANACONDA SMELTER (CLEVELAND WRECKING)	MT	\$ 800.0	\$ 0.0	\$ 0.0
8	LIGBY GROUNDWATER (ST. REGIS CO)	MT	\$ 1806.0	\$ 0.0	\$ 0.0
8	BAJTER/UNION PACIFIC	WY	\$ 800.0	\$ 0.0	\$ 0.0
9	NICKEL SOLUTION	CA	\$ 0.0	\$ 199.5	\$ 0.0
10	AMERICAN SURPLUS SALES CO	WA	\$ 0.0	\$ 138.5	\$ 0.0
10	WESTERN PROCESSING CO	WA	\$ 9300.0	\$ 0.0	\$ 0.0

*ALL DOLLAR AMOUNTS ARE IN THOUSANDS