

U.S. ENVIRONMENTAL PROTECTION AGENCY

INCIDENT MANAGEMENT HANDBOOK

INCIDENT COMMAND SYSTEM (ICS)



REPORT OIL AND CHEMICAL SPILLS
1-800-424-8802

2007 EDITION

EMERGENCY RESPONSE CONTACTS

NATIONAL RESPONSE CENTER
800-424-8802

EPA HQ EMERGENCY OPERATIONS CENTER
(Includes DOD/Army Technical Expert)
202-564-3850

EPA ENVIRONMENTAL RESPONSE TEAM
732-321-6660

EPA RADIOLOGICAL EMERGENCY RESPONSE TEAM
800-424-8802

EPA NATIONAL DECONTAMINATION TEAM
(Includes ASPECT)
513-487-2420
800-329-1841 (24-hour)

CENTERS FOR DISEASE CONTROL AND
PREVENTION EMERGENCY RESPONSE DESK
770-488-7100

AGENCY FOR TOXIC SUBSTANCES AND DISEASE REGISTRY
404-498-0120

FEDERAL RADIOLOGICAL MONITORING AND ASSESSMENT CENTER –
DEPARTMENT OF ENERGY HEADQUARTERS EMERGENCY
OPERATIONS CENTER
202-586-8100

INTERAGENCY MODELING AND ATMOSPHERIC ASSESSMENT CENTER
925-424-6465

USCG NATIONAL STRIKE FORCE COORDINATION CENTER
252-331-6000

USCG ATLANTIC STRIKE TEAM
609-724-0008

USCG PACIFIC STRIKE TEAM
415-883-3311

USCG GULF STRIKE TEAM
334-441-6601

EPA REGIONAL EMERGENCY OPERATIONS CENTERS (REOC)

REGION I	617-723-8928
REGION II	800-424-8802
REGION III	215-814-9016
REGION IV	404-562-8700
REGION V	312-353-2318
REGION VI	866-372-7745
REGION VII	913-281-0991
REGION VIII	303-293-1788
REGION IX	800-300-2193
REGION X	206-553-1263

If you have questions or comments about this Incident Management Handbook, please contact Roberta Runge at Runge.Roberta@epa.gov.



UNITED STATES ENVIRONMENTAL PROTECTION AGENCY

DATE September 10, 2007

SUBJECT US Environmental Protection Agency – Incident Management Handbook

PURPOSE The U S Environmental Protection Agency (EPA) – Incident Management Handbook (IMH) is designed to assist EPA personnel in the use of the Incident Command System (ICS) and the National Incident Management System (NIMS) doctrine during incident response operations and planned events. One of the major objectives of the IMH is to assist EPA responders by providing guidance on the integration of EPA assets into the ICS structure while maintaining the standard structure and functions. This IMH is intended as a guidance document for responders and management to understand what their position requires under NIMS ICS and how they integrate with the rest of the response structure. It is a guidance document only and users are encouraged to refer to Incident Action Plans (IAP), tactical and management objectives, and attend briefing and meetings as required by their position within the ICS.

This IMH was developed to follow the U S Coast Guard's IMH closely, therefore the Agency's response management processes closely align with other partner agencies, who share the environmental mission within the National Response System (NRS) and in accordance with the National Oil and Hazardous Substance Pollution Contingency Plan (NCP 40 CFR Part 300) and the National Response Plan (NRP). However, modifications were also made to address EPA specific procedures.

ACTION Regional On-Scene Coordinators, Agency staff, Response Support Corps personnel, and other EPA personnel should refer to this aid when involved in emergency response operations.

BACKGROUND The Environmental Protection Agency (EPA) has recently faced unprecedented challenges in responding to nationally significant incidents, including the World Trade Center, Pentagon terrorist attacks, the anthrax response, the Columbia Space Shuttle response, and most recently Hurricanes Katrina and Rita. The Agency has done an excellent job in responding to these incidents due to the expertise and versatility of our longstanding emergency response program. However, as the scope and complexity of incidents expand,

EPA must continue to strengthen and reinforce its response capabilities. To that end, EPA is implementing the National Incident Management System (NIMS) in order to manage its emergency response assets during an Incident of National Significance (INS). By implementing the NIMS, as required by the Homeland Security Presidential Directive (HSPD)-5, we are coordinating expertise and response capabilities within the Agency and will be better prepared to effectively handle large unprecedented incidents with our response partners.

The NIMS Incident Command System (ICS) provides a common structure and terminology that facilitates the integration of multiple agencies while still maintaining a coherent chain of command. This approach will provide consistency in addressing key aspects of a response such as organizational elements and lines of communication. It will also ensure that roles and responsibilities of EPA personnel, whether in the Incident Command Post or in a support role in a regional office, are clearly understood.

Additionally, the ability of the EPA to maintain its relationship between management and tactical operations in the field is critical. Consistent, clear and effective communications and information sharing from the executive levels to the Incident Commander and from the incident to the executive levels within the Agency is a necessity. The use of the existing agency management structure—National and Regional Incident Coordinating Teams, the Headquarters Emergency Operations Center (HQ EOC), and the various regions' Regional Emergency Operations Centers (REOC)—will be essential to this process.

How to use the Incident Management Handbook (IMH)

The IMH was designed to serve as a reference guide for personnel working within an Incident Command System (ICS) in the field during an emergency response. The responsibilities and experience of staff during a response may vary depending on the size and complexity of the event. In a small response, a single responder may fulfill multiple roles, while a more complex or sustained response may require more dedicated staff.

This IMH is not intended to take the place of appropriate ICS training for responders. While it is desirable that all potential responders come into an event with sufficient training and understanding of ICS, in a very large response the agency may be required to activate employees that have little experience responding in the field. The IMH will serve as a guide for all EPA responders.

Below is a guide on how to use this handbook. In addition to this concise field guide, further information and tools – specific to many individual positions – can be found in position-specific job aids that will accompany the IMH.

Please note that the IMH is not intended to be read in its entirety. You only need to refer to a chapter if it is relevant to the role/position you are filling in ICS. Some sections of the IMH are required for all responders, while other sections contain specialized information that is only valuable to specific responders based on their positions within ICS in the field.

- Part I (Introduction and Background) is intended for all audiences. It is written to provide background information on EPA's specific application of ICS and also provides a summary of common responsibilities of all responders.
- Part II (ICS Process, Tools, and Position Responsibilities) is written to explain the ICS planning cycle, tools, and as a reference for the responsibilities associated with each individual position in the command structure. Users should review the responsibilities specific to their assigned positions, and those they interact with on an as-needed basis.
- Part III (Modular Response Organization) provides a description of the scaleable nature of ICS in its potential expansion from a small organization to a large, complex and/or multi-jurisdictional incident, including a geographically widespread incident or multiple incidents. This part provides considerations for the establishment of the command organization, provides additional duties or responsibilities specific to large incidents for Command

- and General Staff positions (in addition to those in Part II), and provides information on Special Teams
- Part IV provides additional organizational examples for specific types of response events. When using these chapters, readers should understand that the responsibilities discussed are in addition to those outlined in the first three parts of this handbook and more than one of these chapters may be applicable to a specific incident (e.g. biological event with law enforcement and animal response issues). The chapters in this part also include information on special teams and assets, which may assist in incidents involving those specific scenarios
- Part V provides reference material

Refer to the index for a listing of information on roles and responsibilities that has been provided to help the user identify any/all role specific information provided in this handbook

U.S. ENVIRONMENTAL PROTECTION AGENCY
INCIDENT MANAGEMENT HANDBOOK
INCIDENT COMMAND SYSTEM
(ICS)

September 2007

Report Oil and Chemical Spills Toll Free

National Response Center:
1-800-424-8802

Local: 202-424-8802

TABLE OF CONTENTS

Part I – Introduction & Background

- Chapter 1 Introduction
- Chapter 2 Organization, Command, and Coordination within EPA
- Chapter 3 Common Responsibilities

Part II – ICS Process, Tools & Position Responsibilities

- Chapter 4 Planning Cycle, Meetings, and Briefings
- Chapter 5 Resource Ordering, Incident Situation Displays, and Forms
- Chapter 6 Environmental Data Management through the Environmental Unit
- Chapter 7 Command Staff
- Chapter 8 Operations Section
- Chapter 9 Planning Section
- Chapter 10 Environmental Unit
- Chapter 11 Logistics Section
- Chapter 12 Finance Section

Part III – Modular Response Organization (Managing simple to complex incidents)

- Chapter 13 Unified Command
- Chapter 14 Area Command
- Chapter 15 Hazardous Substance Response

Part IV – Additional Organizational Considerations

- Chapter 16 Intelligence (Law Enforcement)
- Chapter 17 Inland Oil Spills
- Chapter 18 Radiological Incidents
- Chapter 19 Biological Incidents
- Chapter 20 Natural Disasters
- Chapter 21 Terrorist Incidents
- Chapter 22 Animal Emergency Response

Part V – References

- Chapter 23 Glossary and Acronyms

CHAPTER 1

INTRODUCTION

This Incident Management Handbook (IMH) is intended to be used as an easy reference aid for responders. This is not a policy document, but rather guidance for response personnel. It does not affect existing On-Scene Coordinator (OSC) authorities or their discretion in determining how to implement those authorities (e.g., monitoring private sector response, overseeing activities, leading through a Unified Command).

Historically, the Environmental Protection Agency (EPA) has played an important role in responding to environmental emergencies. More than 30 years ago, the National Oil and Hazardous Substances Pollution Contingency Plan (NCP) was established as the Federal Government's blueprint for responding to both oil spills and hazardous substance releases. A key component of the NCP is the National Response System (NRS), a multi-layered response network of individuals and teams from Federal, state, local, and tribal agencies, and industry. The NRS includes:

- Reporting of incidents to the National Response Center (NRC),
- A cadre of Federal On-Scene Coordinators (OSCs),
- The National Response Team (NRT),
- 13 Regional Response Teams (RRTs), and
- "Special Teams" that provide specific expertise to assist OSCs

The NCP and the NRS provide the foundation of EPA's Emergency Response Program. For more information on the NRS, see www.nrt.org

Since September 11th 2001, EPA has implemented a multifaceted mechanism – the National Approach to Response (NAR) – to manage its emergency response assets during an Incident of National Significance (INS) in a coordinated manner.

Since emergency response operations share common principles, procedures, and processes, the IMH presents the generic information applicable to all responses in the beginning of the document. The information and processes unique to a specific type of incident follow in the latter part of the document.

Each of the hazard-specific chapters addresses a specific type of incident and illustrates how response to an incident starts with first responders and then escalates to a large multi-agency response organization. The organization charts in each chapter are only **examples** of how an Incident Command System (ICS) organization may be developed to respond to that type of incident. While the document has been divided into hazard-specific chapters, responders should be aware that more than one chapter may be applicable to a multi-hazard incident. Also, in each chapter are incident-specific job descriptions that will assist responders.

Responders should have a basic understanding of ICS to ensure they can effectively operate within the ICS organization, and properly understand and use this IMH.

SEPTEMBER 2007

EPA's policy is that the ICS will be the organizational structure and mechanisms by which EPA will operate and coordinate with Federal, state, local, and tribal governments, and the private sector to prepare for, respond to, and recover from domestic incidents

CHAPTER 2

ORGANIZATION, COMMAND, AND COORDINATION WITHIN EPA

This chapter provides an overview of the structure used to coordinate EPA's response operations consistently across the Agency when addressing key aspects of a field response. It reflects existing emergency response structures and policies, such as the EPA's National Approach to Response (NAR), which defines roles and authorities within the Agency, and describes the general and specialized assets available to emergency responders in the field.

INCIDENT COMMAND STRUCTURE IS ALWAYS USED

The Incident Command System (ICS) concepts will be utilized by the EPA during all emergency responses, whether they are small incidents (80% of responses) or Incidents of National Significance (INS) (<1% of responses).

ICS is a flexible, scalable structure that provides standardized processes, procedures, organizational structure and common terminology for incident management. The system creates a basic expectation for emergency management which allows us to better coordinate between the various levels of the Agency and interagency. This management structure is built around five major response management functional areas: Command, Planning, Operations, Logistics, and Finance.

Emergency response actions are usually successfully managed within the region. Upon occasion, incidents may be of such magnitude that they exceed regional emergency response capacities, or transcend regional boundaries. These incidents may be the result of a chemical, biological or radiological emergency, or a natural disaster.

SCALE OF RESPONSE WILL INCREASE DURING AN INS

EPA recognizes that the response to an INS will require senior management attention and extraordinary coordination internally, and among Federal, state and local entities. During an INS, ICS is applied in conjunction with the National Response Plan (NRP), which will be activated by the Department of Homeland Security. The NRP organizes and integrates Federal resources under "Emergency Support Functions" (ESFs). ESFs identify critical response functions and which Federal agencies are responsible for providing those functions during a response (figure 2-1).

It is the Agency's intention to implement a nationally coordinated approach whenever we respond to an INS. This chapter details the roles of and support available from the "national level." The national level will generally be fully activated only in cases of very large responses or an INS. Consistent, clear, and effective communications and information sharing from the executive levels to Incident/Unified Command and from the incident to the executive levels within agency is essential. The EPA model for national incident coordination and information exchange is shown in figure 2-2.

EPA has created a coordinated structure to enhance the Agency's ability to implement the operational components of a response by maintaining communication between senior management, providing resource support at a national or regional level, and supporting the incident command structure in the field. This structure includes the:

- National and Regional Incident Coordination Teams (NICT/RICTs),
- Regional Emergency Operations Centers (REOCs), and
- Headquarters Emergency Operations Center (HQ EOC)

REGIONAL LEVEL

The Regional Administrator will provide the strategic vision for the scope of EPA involvement in the response by setting overall management objectives and priorities consistent with Federal Emergency Management Agency (FEMA) Mission Assignments issued to the Agency, where applicable

Regional Emergency Operations Center – To effectively respond, coordinate and support a major regional incident or an INS, EPA regional offices will activate REOCs. The REOC staff will

- Provide immediate "reach back" support to the Incident Commander (IC),
- Serve as the official channel for the flow of information between the field and regional and HQ personnel, including the Regional Administrator, the RICT, the HQ

National Incident Coordinator (NIC), and the HQ EOC, and

- Assign and coordinate agency resources for field operations, and coordinate Federal Emergency Management Agency (FEMA)/NRP/ESF/Regional Response Team (RRT) activities

REGIONAL ROLES DURING A LARGE INCIDENT OR INS

Regional Administrator (RA) – The RA will

- Establish the strategic direction and management objectives for the response, in consultation with Headquarters (HQ);
- Designate a Regional Incident Coordinator (RIC) to manage the Regional Emergency Operations Center and serve as the primary contact with the IC and EPA Management,
- Resolve regional resource, cross-program and policy issues,
- Serve as the Agency regional spokesperson with public and elected officials,
- Ensure the effectiveness of the response to meet Agency objectives, and
- Serve on the Policy Coordinating Executive Committee (PCC) and act as the principal contact between the PCC and the region

Regional Incident Commander (RIC) – The RIC will

- Serve as the primary point of contact with IC,
- Provide strategic/management objectives and

oversight to the IC,

- Provide clarification of regional policy issues, and
- Ensure effective and timely communication flow between field activities and upper level management

It is important to remember that the RIC and REOC staff will not replace the ICS field structure or functions. The EPA IC will be responsible for determining incident objectives and strategy. During an INS it is essential that the IC and the RIC coordinate and communicate with each other to ensure that management objectives are being met.

Regional Incident Coordination Team (RICT) – The RICT is a standing team with representatives from each regional program office. This team provides multi-program policy and resource coordination, information sharing, technical assistance, and issue resolution through the RIC to ICs conducting on-scene emergency response activities. The RICT will

- Provide cross-program resources and technical support for the response deployed through the REOC,
- Provide regional forum for resolution of management objectives and policy issues,
- Coordinate information in response to requests from Headquarters, elected officials and the public,
- Provide a conduit for the RIC to the NICT, and
- Be chaired by RA/Deputy RA or Division Director (DD)

NATIONAL LEVEL

In the case of a major emergency response, such as those declared an INS, Headquarters response support will be

activated An organizational chart showing the relationship between EPA HQ, the regions, and the IC/Incident Management Team (IMT) is shown in figure 2-3

The HQ EOC will serve as the primary contact point for information coming into the Agency and will disseminate information to appropriate parties The EOC will also serve as the official channel for the flow of information between the region's REOC and HQ, and act as the interface between the impacted regions

Headquarters Emergency Operations Center – The HQ EOC will

- Serve as the primary hub for receiving and disseminating national level information about the incident,
- Serve as the official channel for the flow of information between the REOCs and Headquarters,
- Provide reach back for support to the incident through the REOC (e g , staff and other resources),
- Act as the coordination point for the Department of Homeland Security (DHS) National Operations Center (NOC),
- Facilitate cross-regional coordination,
- When one or more regions are impacted, coordinate the allocation of critical response resources,
- Set up along ICS functional areas, but will not replace the ICS field structure or functions nor direct tactical operations,
- Establish situation awareness via reports and conference calls with activated REOCs, and

- Monitor all activity via its 24/7 Watch Officer

Associate Administrator for Homeland Security –

During an INS, the Associate Administrator for Homeland Security serves as the key advisor to the EPA

Administrator and coordinates with political appointees at other departments and agencies on all aspects of the response efforts

National Incident Coordinator (NIC) – The NIC will

- Provide overall management of the INS at the national level,
- Serve as the primary HQ point of contact for the RIC,
- Work under the direction of the Assistant Administrator for the Office of Solid Waste and Emergency Response (OSWER) and the Associate Administrator for Homeland Security,
- Chair the National Incident Coordination Team (NICT), and
- Facilitate the resolution or elevation of significant issues to EPA senior management

National Incident Coordination Team (NICT) – The NICT is a standing team of senior representatives from each HQ Office (Division Director or above) which functions both in preparedness and emergency response roles. During an INS, the NICT will

- Serve as the focal point for multi-program policy coordination, information sharing and issue resolution, and

- Coordinate resources, resolve/elevate issues and keep the PCC fully informed via the NICT chair, and implement direction accordingly

Policy Coordinating Executive Committee (PCC) – The EPA Administrator may choose to convene a Policy Coordinating Executive Committee (PCC) consisting of Assistant Administrators and Regional Administrators to address significant intra-Agency national policy issues. The PCC may be chaired by the Associate Administrator for Homeland Security.

The PCC is responsible for addressing significant intra-Agency national policy issues, and formulating a coordinated Agency position on inquiries related to the INS as they occur. This forum will also provide for the exchange of information among Agency senior officials regarding the INS.

EPA RESOURCES AVAILABLE TO SUPPORT ON SCENE INCIDENT MANAGEMENT ACTIVITIES

The following can be activated through the REOCs:

Regional Incident Management Teams (IMTs) – Each region has the capability of deploying an IMT to an incident. The function of an IMT, led by the IC, is to manage the tactical aspects of the response by developing and implementing incident objectives.

EPA IMTs may be used to support discrete, assigned operational sectors of a large, multi-agency ICS organization during the emergency phase. EPA ICs with the IMTs' support will have the capability to assume the

lead management role during the emergency response phase and sustain prolonged operations during the recovery phase

EPA IMTs may be deployed as an entire team or as a partial mobilization to meet the needs of the incident

Response Support Corps (RSC) – A key component of the NAR is the RSC which supplements the Agency's response staff. The RSC is comprised of staff from all program offices within EPA and provides a pool of trained personnel, technical experts, and additional response assets. Activation of RSC personnel should be coordinated through the RICT or the NICT if there is HQ involvement in managing national resource support.

Additional Support

In cases when a response is large and requires resources beyond those available in the responding region, REOCs can access additional resources through the Inter-regional Backup System. Through this system each EPA region has primary and secondary backup regions which can provide additional response support assets.

If support is needed beyond that, REOCs can request additional assistance through the HQ EOC. The HQ EOC maintains a national roster of personnel qualified to assist in response activities. During an INS activation, EPA as the ESF #10 Coordinating Agency can request assistance through other ESF support agencies as outlined in the NRP.

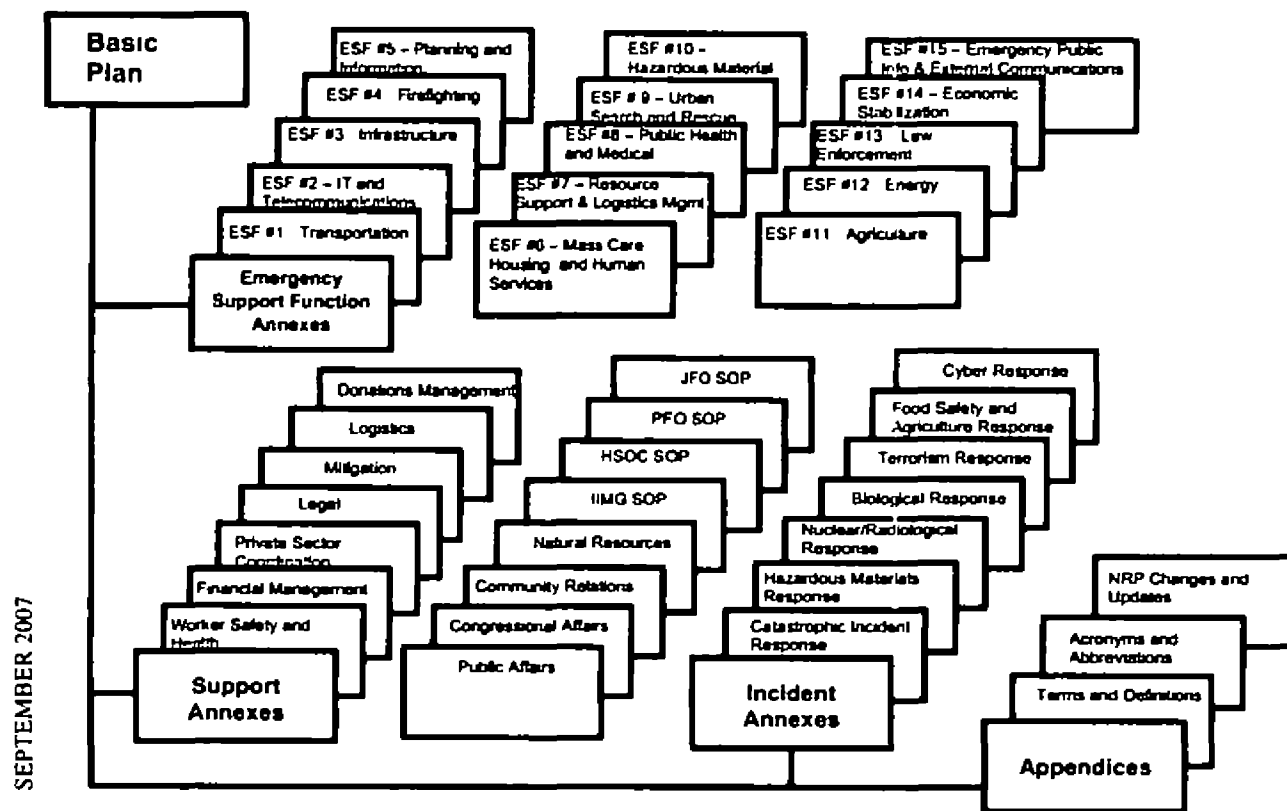
RESOURCES AVAILABLE FOR ON SCENE INCIDENT MANAGEMENT ACTIVITIES

National Response Team/Regional Response Teams

Regional Response Teams (RRTs) and the National Response Team (NRT) provide an organization for Federal agency field offices and state agencies' coordination of assistance and advice to the On-Scene Coordinator (OSC), acting as IC, during response actions. RRT and NRT members do not respond directly to releases or spills, but may be called upon to provide incident-specific technical advice, equipment, or manpower to assist with a response. The RRTs and NRT may also coordinate regional and national inter-agency policy issues, respectively, in support of the OSC.

Special Teams – “Special Teams” mandated by the National Oil and Hazardous Substances Pollution Contingency Plan (NCP) are available to provide technical specialists in support of the response at the request of the IC. Technical specialists may provide expertise in areas such as numerical modeling, decontamination, disposal options, environmental chemistry, chemical hazard assessment, health and safety, remote sensing, etc. Contact information for the most commonly used teams can be found on the inside cover of this handbook.

Figure 2-1: EMERGENCY SUPPORT FUNCTIONS



SEPTEMBER 2007

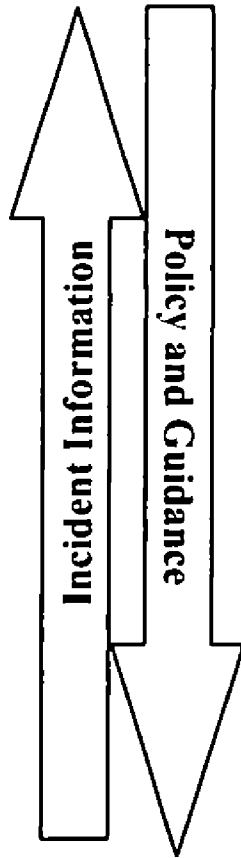
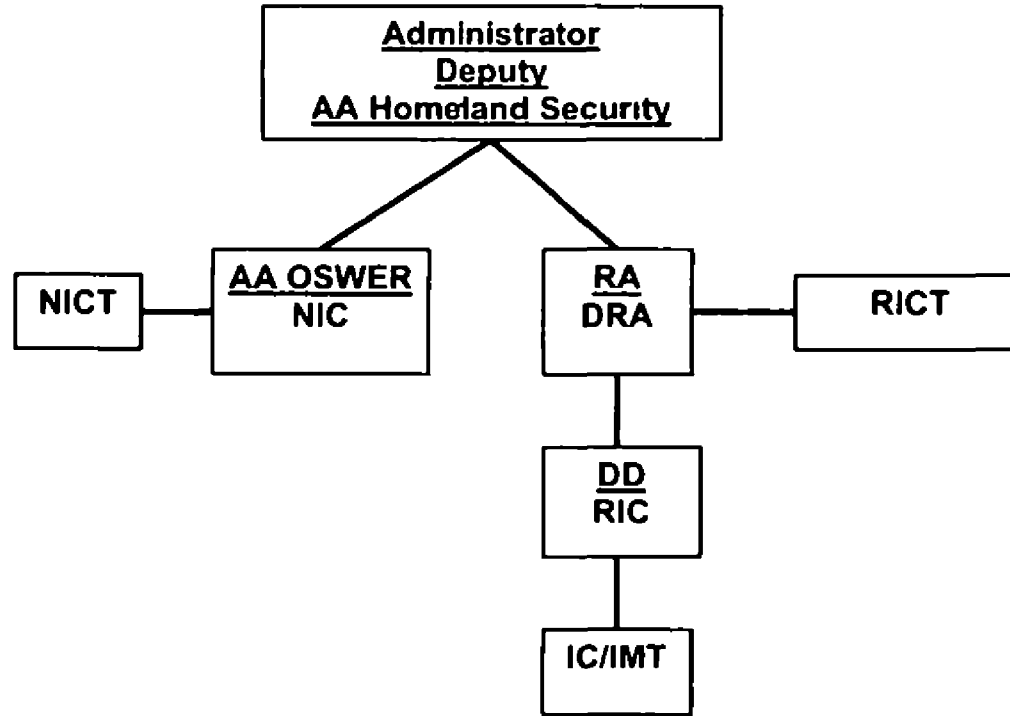


Figure 2-2: EPA INTERNAL AGENCY COORDINATION

Level of Coordination	Organizational Structure	Organizational Position	Roles & Responsibilities
National Coordination	Policy Coordinating Executive Committee	Administrator DA, RAs, AAs	Provides Strategic Direction/Management Objectives
	HQ Emergency Operations Center (EOC)	National Incident Coordinator (NIC)	Communicates with the RIC and REOC
	NICT	HQ Senior Management	Provides cross-program support
Regional Coordination	RICT/JFO	Regional Senior Management/Senior Federal Official	Provides Strategic Direction/Management Objectives & cross-program support
	Regional Emergency Operations Center (REOC)	Regional Incident Coordinator (RIC)	Communicates with IC and supports field operations
Tactical Coordination	Incident Command System	Incident or Area Commander	Operational Decision Making

Figure 2-3: EPA HQ, REGIONAL AND FIELD ORGANIZATIONAL CHART



SEPTEMBER 2007

CHAPTER 3

COMMON RESPONSIBILITIES

COMMON RESPONSIBILITIES – The following is a checklist applicable to all personnel in an Incident Command System (ICS) organization.

- a Receive assignment, including
 - Job assignment (e g , Operations Section Chief, Technical Specialist),
 - Reporting location,
 - Reporting time,
 - Travel instructions,
 - Any special communications instructions (e g , radio frequency), and
 - Review EPA Incident Management Handbook (IMH)
- b Upon arrival at the incident, check in at the designated check-in location. Check-in may be found at any of the following locations
 - Incident Command Post (ICP),
 - Base or Camps,
 - Staging Areas,
 - Area Command Post, and
 - Regional Emergency Operations Center (REOC),

Note: If you are instructed to report directly to a field assignment, check in with your immediate supervisor

- c Receive briefing from immediate supervisor, and/or receive orientation briefing,
- d Acquire work materials,
- e Supervisors shall maintain accountability for their assigned personnel with regard to exact location(s), and personal safety and welfare at all times, especially when working in or around incident operations;
- f Participate in Incident Management Team (IMT) meetings and briefings as appropriate,
- g Ensure compliance with all safety practices and procedures Report unsafe conditions to the Safety Officer (SO),
- h Supervisors are responsible for organizing and briefing staff,
- i Know your assigned communication methods and procedures for your area of responsibility and ensure that communication equipment is operating properly,
- j Use clear text (no codes) and ICS terminology in all radio communications,
- k Complete forms and reports required of the assigned position and ensure proper disposition of incident documentation as directed by the Documentation Unit,
- l Ensure all equipment is operational prior to each work period,
- m Brief ongoing operations when relieved, at the end of the operational rotations,

- n Return all assigned equipment to appropriate location,
- o Complete Demobilization Check-Out process before returning to home office,
- p Respond to demobilization orders and brief staff regarding demobilization;
- q At shift changes, brief incoming staff or receive briefing from outgoing staff, and
- r Maintain Unit/Activity Log (ICS Form 214)

UNIT LEADER RESPONSIBILITIES – In ICS, a number of the Unit Leader's responsibilities are common to all units in all parts of the organization. Common responsibilities of Unit Leaders are listed below. These will not be repeated in Unit Leader Position Checklists in subsequent chapters.

- 1 Review Common Responsibilities (Page 3-1).
- 2 In addition to 1, the Unit Leader has the following responsibilities:
 - a Determine resource needs, order additional staff as appropriate, and replenish supplies via the Supply Unit Leader,
 - b Participate in incident planning meetings, as required,
 - c Determine current status of unit activities,
 - d Confirm dispatch and estimated time of arrival of staff and supplies,
 - e Assign specific duties to staff and supervise staff,
 - f Develop and implement accountability, safety, and security measures for personnel and resources,

- g Supervise demobilization of unit, including storage of supplies,
- h Direct volunteer inquiries to Resource Unit, and
- i Maintain unit records, including Unit/Activity Log (ICS Form 214)

CHAPTER 4

PLANNING CYCLE, MEETINGS, BRIEFINGS, AND THE PLANNING CHART

Figure 4-1 shows the initial response phase leading to the Incident Command System (ICS) Planning Cycle. If the responding Federal On-Scene Coordinator (OSC) determines that an expanded ICS organization will be needed to manage the response, the ICS-201-EPA Form Incident Briefing will end the initial response phase and launch the ICS process. The 201 Brief is used by the Command and General Staff to brief their assigned personnel and to begin managing, monitoring, and planning the response. The Objectives Meeting should be held immediately afterward to establish jurisdictional limits, establish the operational period to be used in the response, and agree to the overall response objectives and priorities.

OSCs should be aware that for a National Response Plan (NRP) Incident of National Significance (INS), which includes disasters to which EPA responds under the Stafford Act (i.e., under a Mission Assignment (MA) from FEMA/DHS), The Department of Homeland Security (DHS) will activate additional response structures, above the Incident Command Post (ICP) level, at which Federal agencies will coordinate among themselves and with states/locals/private sector. These include the Joint Field Office (JFO) and other NRP coordination entities managed by DHS. The JFO is a multi-agency coordination center established locally during activations of the NRP. The JFO is composed of a Coordination Group, Staff, and Sections staffed by agencies with on site response authorities and

support functions. The EPA regional emergency response program will be expected to send an EPA representative(s) to the JFO, while EPA Headquarters (HQ) will send a representative(s) to appropriate NRP coordinating entities. In addition to the OSC's usual on-scene coordination, extra coordination will be needed with these other NRP response structures in order to develop/coordinate incident objectives.

The guidance provided in this chapter is a general approach for planning incident operations. As needed, the Incident Management Team (IMT) may choose to adapt this cycle to address operational realities. For example, in a geographically dispersed response, the Operations Briefing may be replaced with site-specific supervisor briefings, especially once the Incident Action Plan (IAP) has stabilized and field operations have become routine. See Page 4-24 for IAP components.

INITIAL RESPONSE AND ASSESSMENT

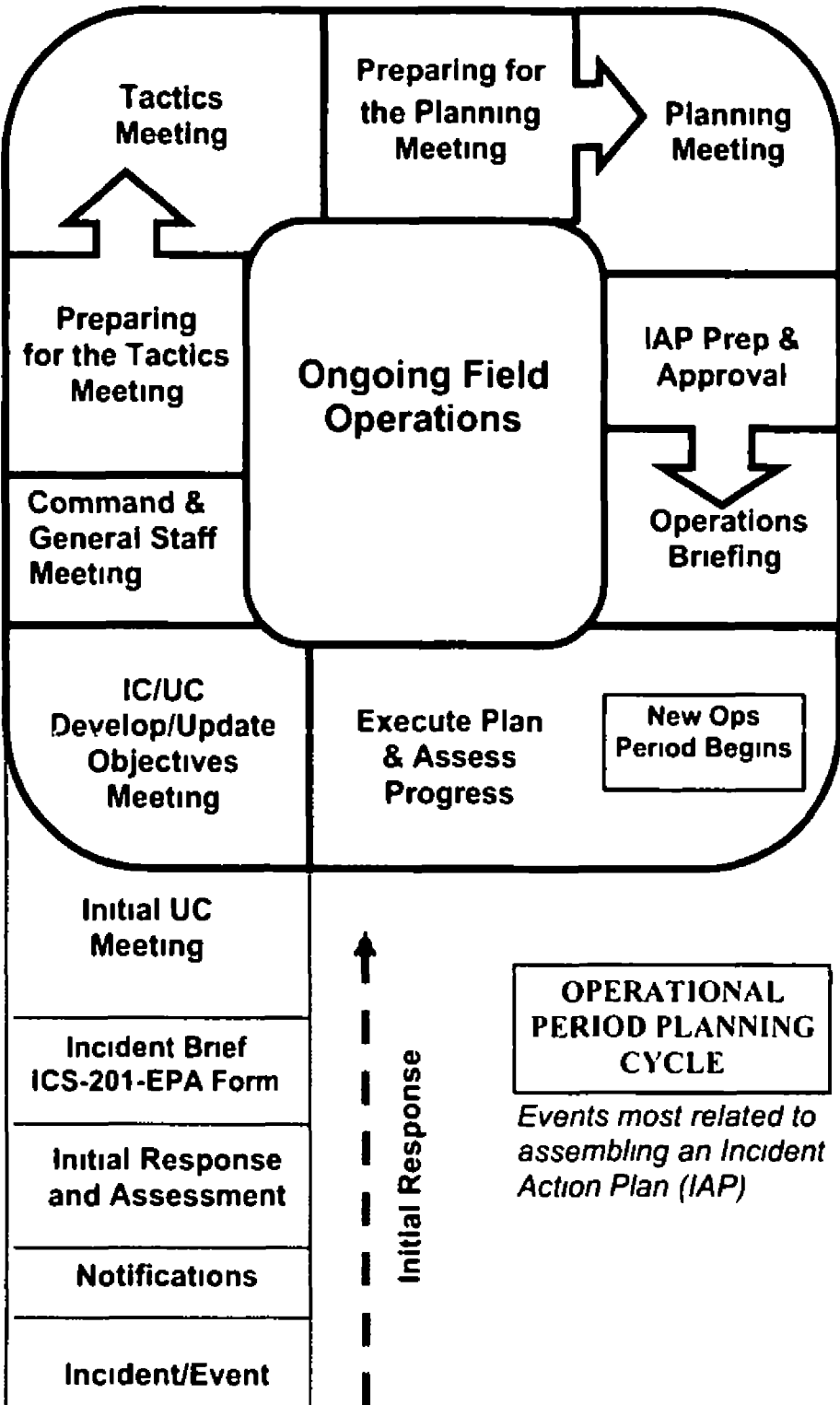
The period of Initial Response and Assessment occurs in all incidents. Short-term responses, which are small in scope or duration (e.g., a few resources working one operational period), can often be coordinated using only ICS Form 201 (Incident Briefing Form).

INCIDENT BRIEFING (ICS-201-EPA Form) – During the transfer-of-command process, an ICS-201-EPA Form-formatted briefing provides the incoming Incident Commander/Unified Command (IC/UC) with basic information regarding the incident situation and the resources allotted to the incident. Most importantly, it

SEPTEMBER 2007

functions as the IAP for the initial response and remains in force and continues to develop until the response ends or the incident's first IAP is generated. It is also suitable for briefing individuals newly assigned to the Command and General Staff.

Figure 4-1 The Operational Period Planning Cycle

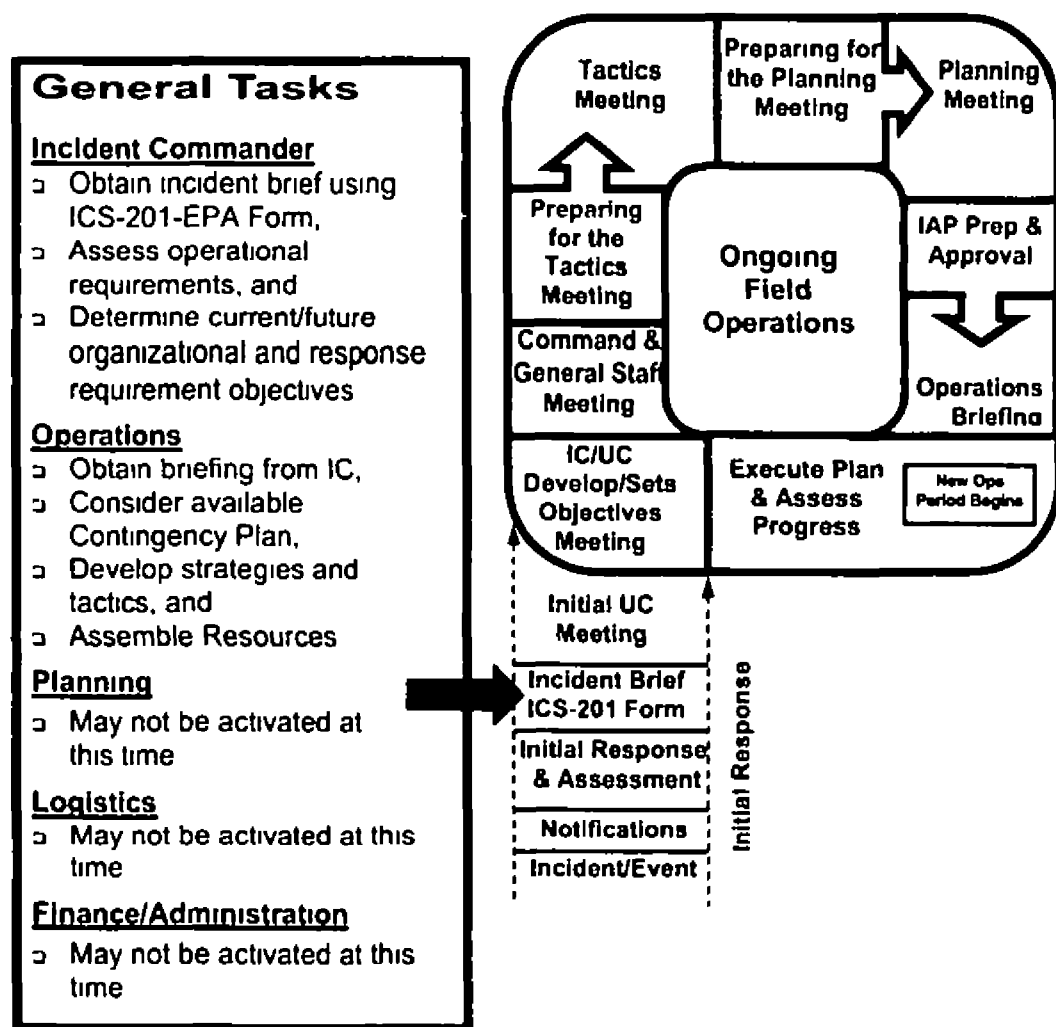


ICS-201-EPA Form – Facilitates documentation of response objectives, situational awareness, resource employment and deployment, and significant actions taken. This form is essential for future planning and the effective management of initial response activities.

When Formation of new IC/UC, staff briefing as required

Facilitator Current IC/UC

Attendees Prospective IC/UC, Command and General Staff, as required



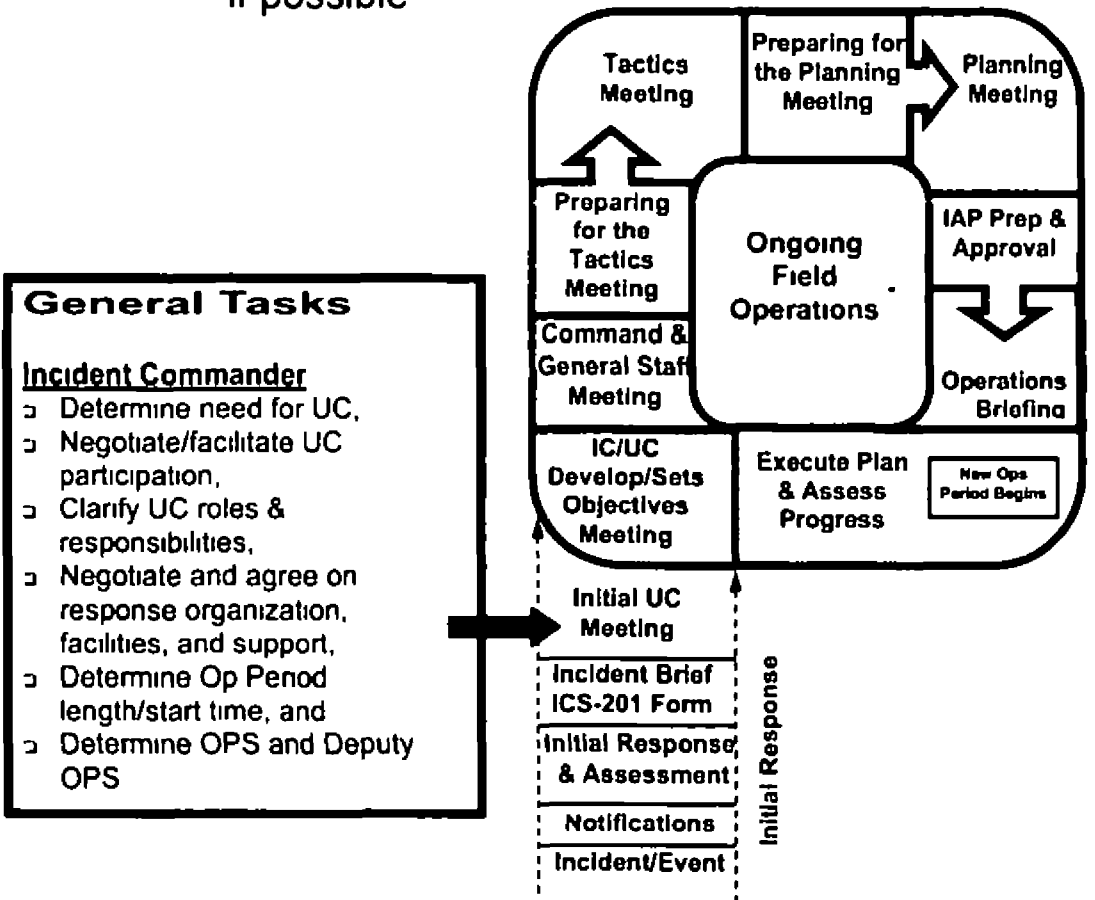
Agenda

Using ICS-201-EPA Form as an outline, include

- 1 Current situation (note territory, exposures, safety concerns, etc , use map/charts)
- 2 Initial objectives and priorities
- 3 Current and planned actions
- 4 Current on-scene organization
- 5 Resource assignments
- 6 Resources en-route and/or ordered
- 7 Facilities established
- 8 Incident Potential
- 9 Jurisdictions/organizations involved and media interests

INITIAL UNIFIED COMMAND MEETING – Provides UC officials with an opportunity to discuss and concur on important issues prior to joint incident action planning. The meeting should be brief and important points and issues documented. Prior to the meeting, parties should have an opportunity to review and prepare to address the agenda items, entering the formal IAP planning process.

- When** As soon as possible after the UC is formed
- Facilitator** UC member
- Attendees** Only ICs that will comprise the UC, note-taker if possible



Agenda

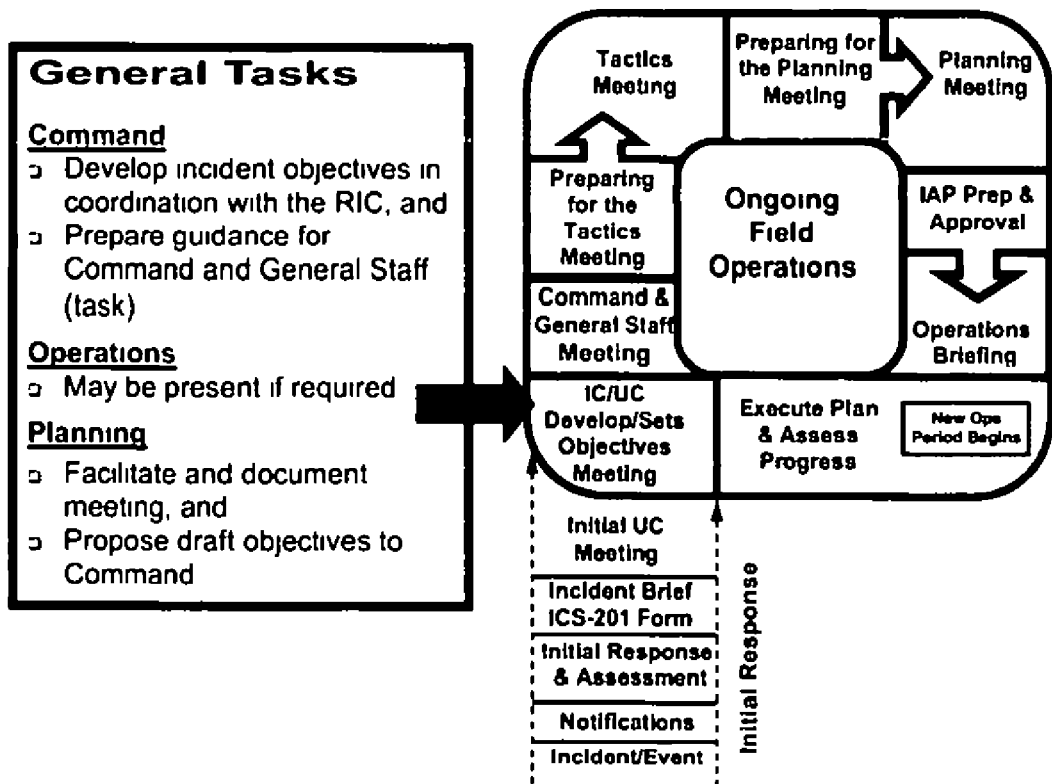
- 1 Identify jurisdictional priorities and objectives
- 2 Present jurisdictional limitations, concerns and restrictions
- 3 Develop a collective set of incident objectives
- 4 Establish and agree on acceptable priorities
- 5 Agree on basic organization structure
- 6 Agree on operational period and work shifts, and develop meeting schedule
- 7 Designate the best-qualified and acceptable Operations Section Chief (OPS) and Deputy or Deputies
- 8 Agree on Command and General Staff personnel designations, and planning, logistical, and financial agreements and procedures
- 9 Agree on resource ordering procedures to follow
- 10 Agree on cost-sharing procedures
- 11 Agree on sensitive information, intelligence, and operational security matters
- 12 Designate a Unified Command Public Information Officer (PIO)

IC/UC OBJECTIVES MEETING – The UC will identify/review and prioritize incident objectives. For reoccurring meetings, objectives are reviewed and new objectives are identified as needed.

When: Prior to Command and General Staff Meeting

Facilitator: IC/UC Member or Planning Section Chief (PSC) (if available)

Attendees: IC/UC Members, Selected Command and General Staff as appropriate, Documentation Unit Leader (DOCL)



Agenda:

- 1 PSC brings meeting to order, conducts roll call, covers ground rules and reviews agenda
- 2 Develop or review/select objectives
- 3 Develop tasks for Command and General Staff to accomplish
- 4 Revalidate previous decisions, priorities, and procedures
- 5 Review any open actions from previous meetings
- 6 Prepare for the Command and General Staff Meeting

COMMAND AND GENERAL STAFF MEETING – At the initial Command and General Staff Meeting, IC/UC will present their decisions and management direction to the Command and General Staff Members. This meeting should clarify and help to ensure understanding among the core IMT members on the decisions, objectives, priorities, procedures and functional assignments (tasks) that the UC has discussed and reached agreement on. Ensuing Command and General Staff Meetings will cover any changes in Command direction, review Open Actions and status of assigned tasks.

When: Prior to Tactics Meeting

Facilitator: PSC

Attendees: IC/UC Members, Command and General Staff and Situation Unit Leader (SITL)

General Tasks

Command

- Review all decisions, direction, objectives, priorities and procedures,
- Review response emphasis,
- Present/review functional work assignments (tasks) to the Command and General Staff members, and
- Review status of Open Actions, work assignments (tasks) from previous meetings

Operations

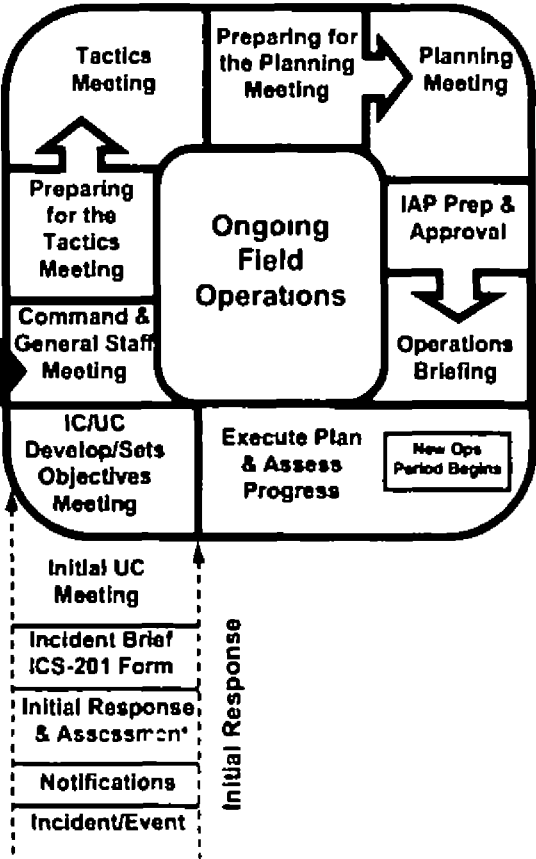
- Provide update on current operations

Planning

- Facilitate and document meeting,
- Set up meeting room, and
- Ensure meeting is documented and distribute meeting materials

Situation Unit Leader

- Provide update on current situation and projections if available



Agenda:

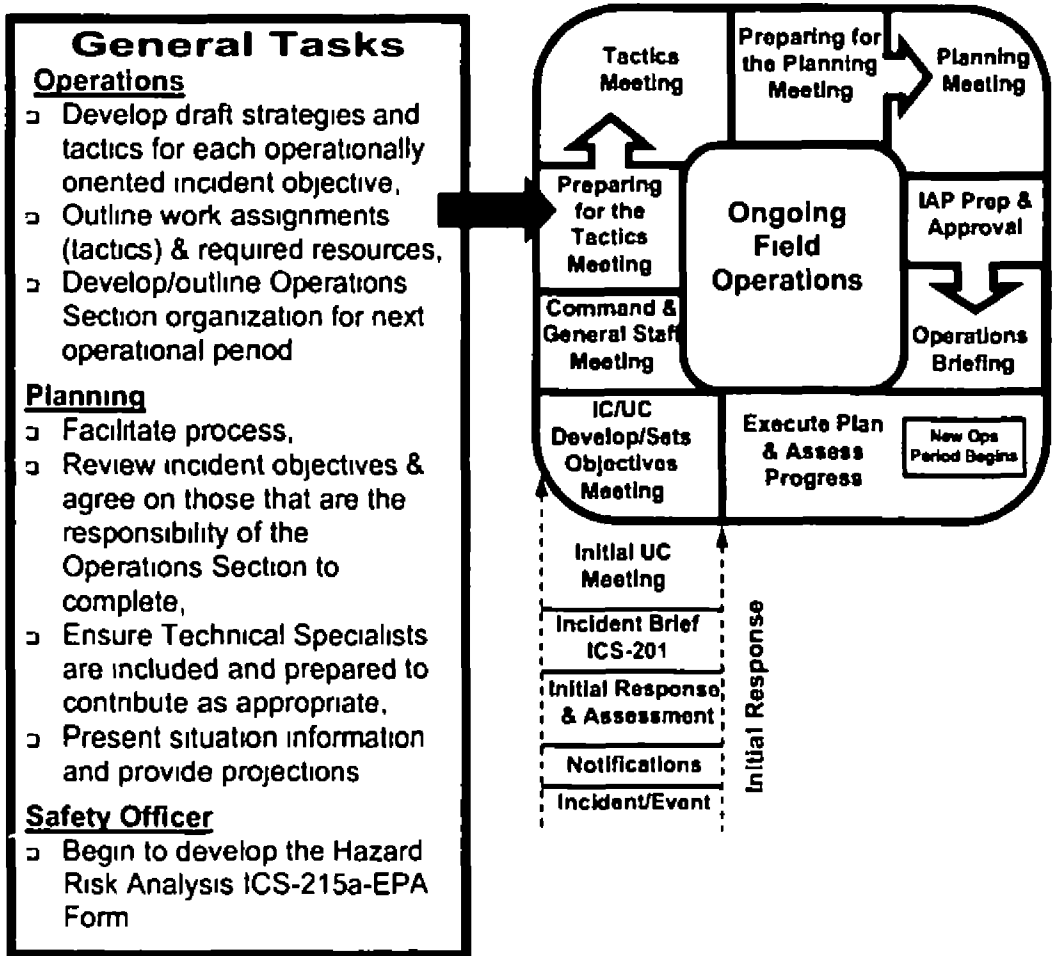
- 1 PSC brings meeting to order, conducts roll call, covers ground rules and reviews agenda
- 2 SITL conducts situation status briefing
- 3 IC/UC
 - a Provides comments,
 - b Reviews response policies, procedures, and guidelines;
 - c Reviews direction and decisions,
 - d Discusses incident objectives and priorities, and
 - e Assigns functional tasks to Command and General Staff members
- 4 PSC facilitates open discussion to clarify priorities, objectives, assignments, issues, concerns and open actions/tasks
- 5 IC/UC provides closing comments

PREPARING FOR THE TACTICS MEETING – During this phase of the Operational Planning Cycle, the OPS/PSC begin the work of preparing for the upcoming Tactics Meeting. They review incident objectives to determine those that are OPS’ responsibility and consider Command priorities. They will draft a work analysis matrix (a range of strategies and tactics to meet those objectives assigned to OPS, an ICS-215-EPA Form, and an Operations Section organization chart for the next operational period. Also, the Safety Officer (SO) should begin to develop the Hazard Risk Analysis, ICS-215a-EPA Form. The PSC should facilitate/support this process to the greatest extent possible to ensure that the material, information, resources, etc. to be presented in the Tactics Meeting is organized and accurate.

When: Prior to Tactics Meeting

Facilitator: PSC facilitates process

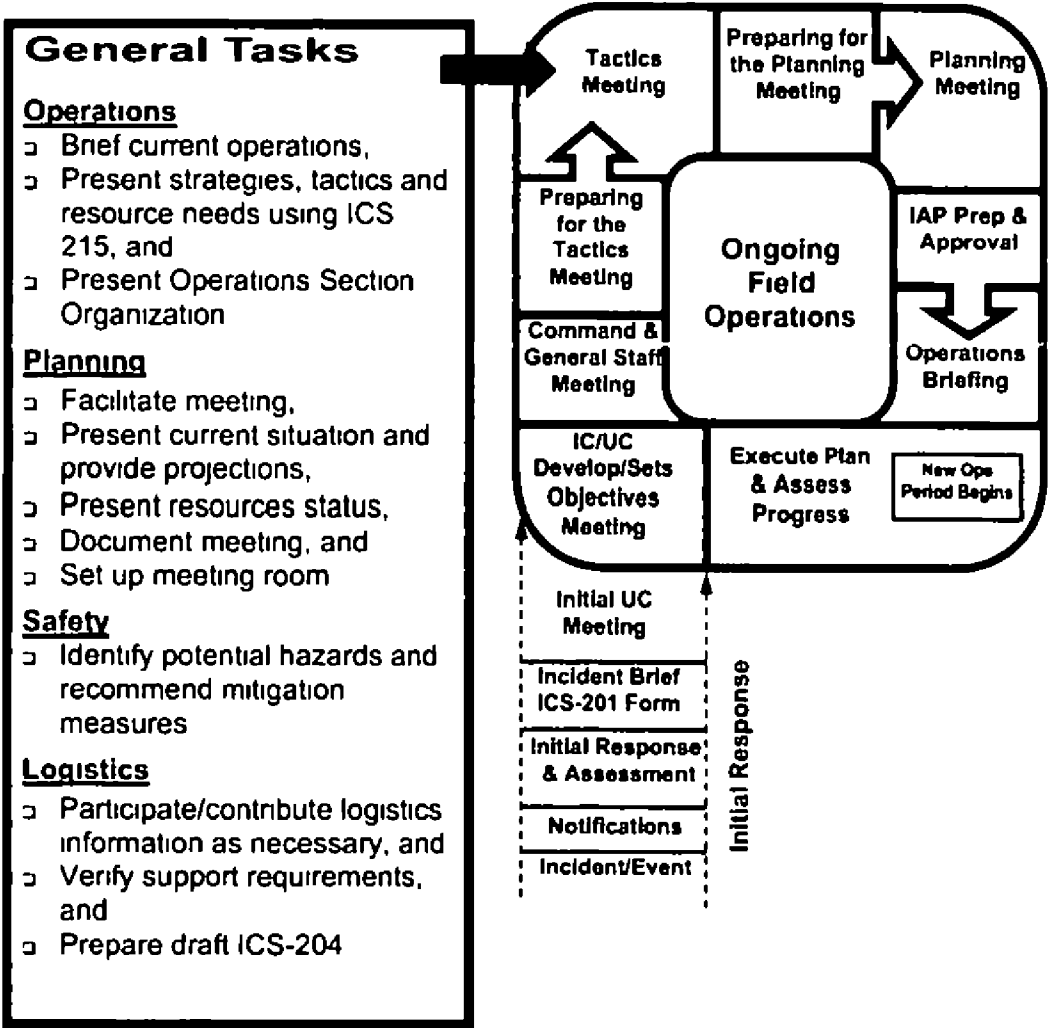
Attendees: None. This is not a meeting but a period of time.



TACTICS MEETING - This meeting (30 minutes or less) creates the blueprint for tactical deployment during the next operational period. In preparation for the Tactics Meeting, the PSC, and OPS review the first stage of response operations or the current IAP situation status information as provided by the Situation Unit to assess work progress against IAP objectives. The OPS/PSC will jointly develop primary and alternate strategies to meet objectives for consideration at the next Planning Meeting. It is the responsibility of the OPS to define the tactical needs of the

response, and it is the responsibility of the PSC to coordinate with the OPS to support this tactical planning

- When** Prior to Planning Meeting
- Facilitator** PSC facilitates (as requested by OPS)
- Attendees** PSC, OPS, Safety Officer, Logistics Section Chief (LSC), Resource Unit Leader (RESL), and Situation Unit Leader (SITL)

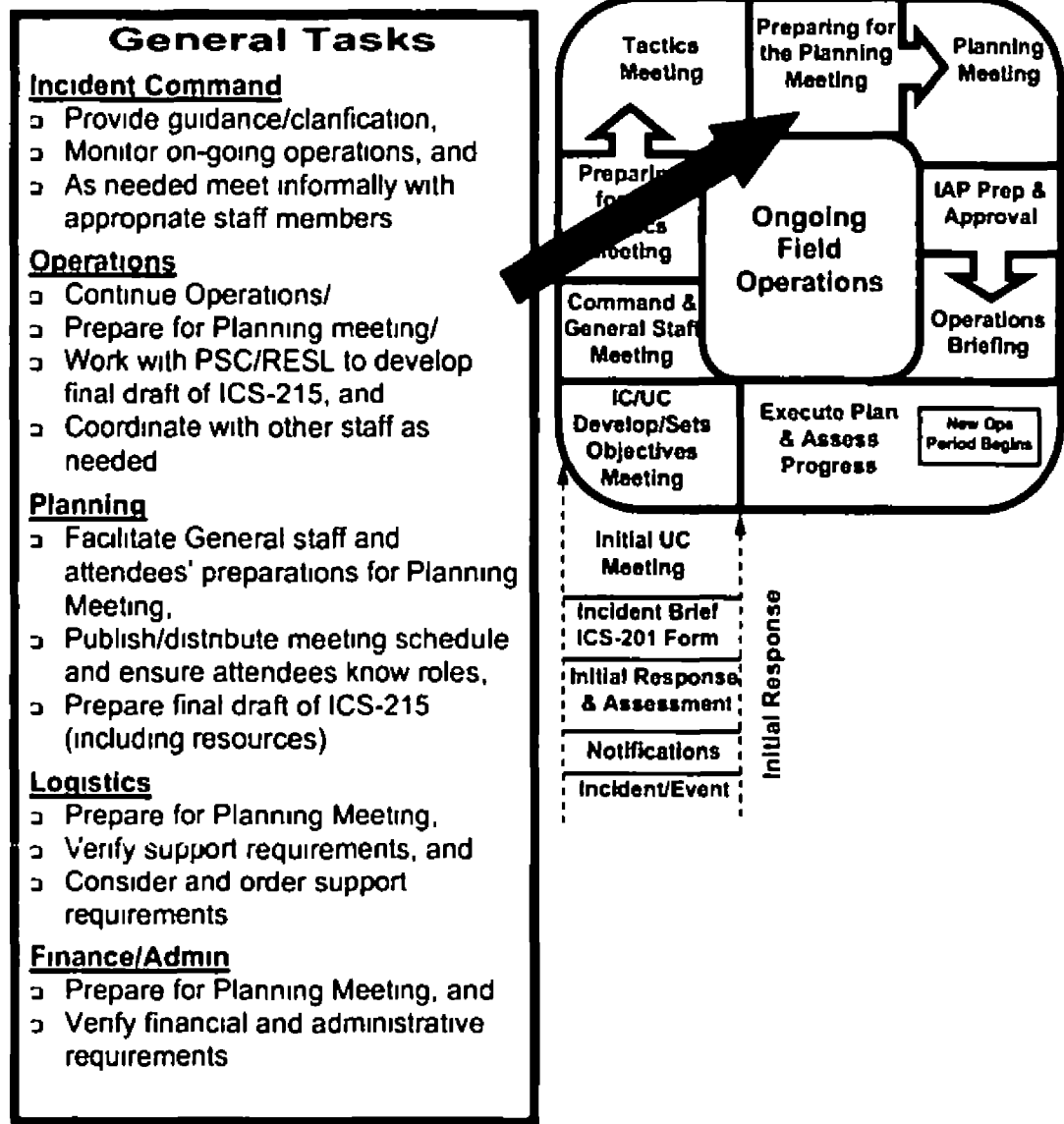


Agenda:

- 1 As necessary, PSC brings meeting to order (as requested by OPS), conducts roll call, covers ground rules and reviews agenda
- 2 SITL reviews the current & projected incident situation
- 3 PSC reviews incident operational objectives, and ensures accountability for each
- 4 OPS reviews the Operations Work Analysis Matrix (strategy and tactics)
- 5 OPS reviews and/or completes a draft ICS-215-EPA Form which addresses work assignments, resource commitments, contingencies, and needed support facilities (Resource Unit facilitates the development of the 215 in advance of the Planning Meeting)
- 6 OPS reviews and/or completes Operations Section organization chart
- 7 SO identifies and resolves any critical safety issues
- 8 LSC discusses and resolves any logistics issues
- 9 PSC validates connectivity of tactics and operational objectives
- 10 Prepare ICS-215a-EPA Form

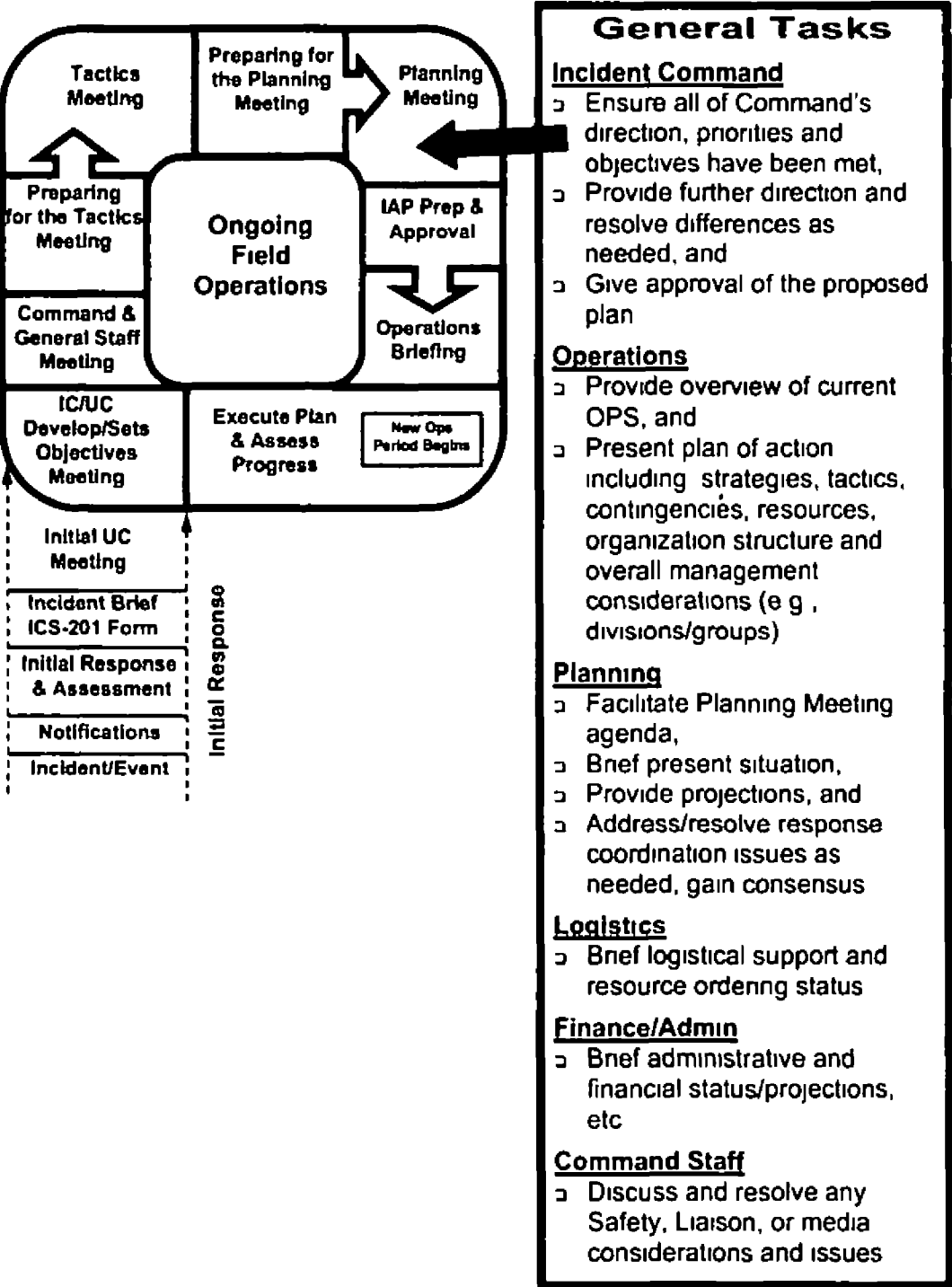
PREPARING FOR THE PLANNING MEETING – During this phase of the Planning Cycle, the Section Chiefs and their associated staff members begin the work of preparing for the upcoming Planning Meeting. Each Section Chief is responsible for ensuring that his/her Planning Meeting responsibilities are met. The PSC should facilitate this to the greatest extent possible to ensure that the material, information, resources, etc., to be used or discussed in the Planning Meeting is organized and prepared. There should be no surprises in the Planning Meeting. A "Pre-Planning Meeting" may be appropriate in large multi-agency operations to ensure that all parties have an opportunity to see the proposed plan before the IC/UC approval is being requested.

- When** After the Tactics Meeting and prior to the Planning Meeting
- Facilitator** PSC ensures the process continues between meetings
- Attendees:** None This is not a meeting but a period of time



PLANNING MEETING - This meeting defines incident objectives, strategies, and tactics and identifies resource needs for the next operational period. Depending on incident complexity, this meeting should last no longer than 45 minutes. This meeting fine tunes objectives and priorities, identifies and solves problems, and defines work assignments and responsibilities on a completed ICS-215-EPA Form (Operations Planning Worksheet). Displays in the meeting room should include Objectives ICS-202-EPA Form for the next period, large sketch maps or charts clearly dated and timed, a poster-sized ICS-215a-EPA Form or equivalent, a current resource inventory prepared by the Resource Unit, and current situation status displays prepared by the Situation Unit. This meeting provides the opportunity for Command and General Staff to discuss and resolve any issues and concerns prior to assembling the IAP. After review and updates are made, planning meeting attendees commit to support the plan.

- When** After the UC and Tactics Meetings
- Facilitator** PSC
- Attendees** Determined by IC/UC, generally IC/UC, Command Staff, General Staff, Air Operations Branch Director (Air Ops), the RESL, SO, SITL, and Technical Specialists, as required



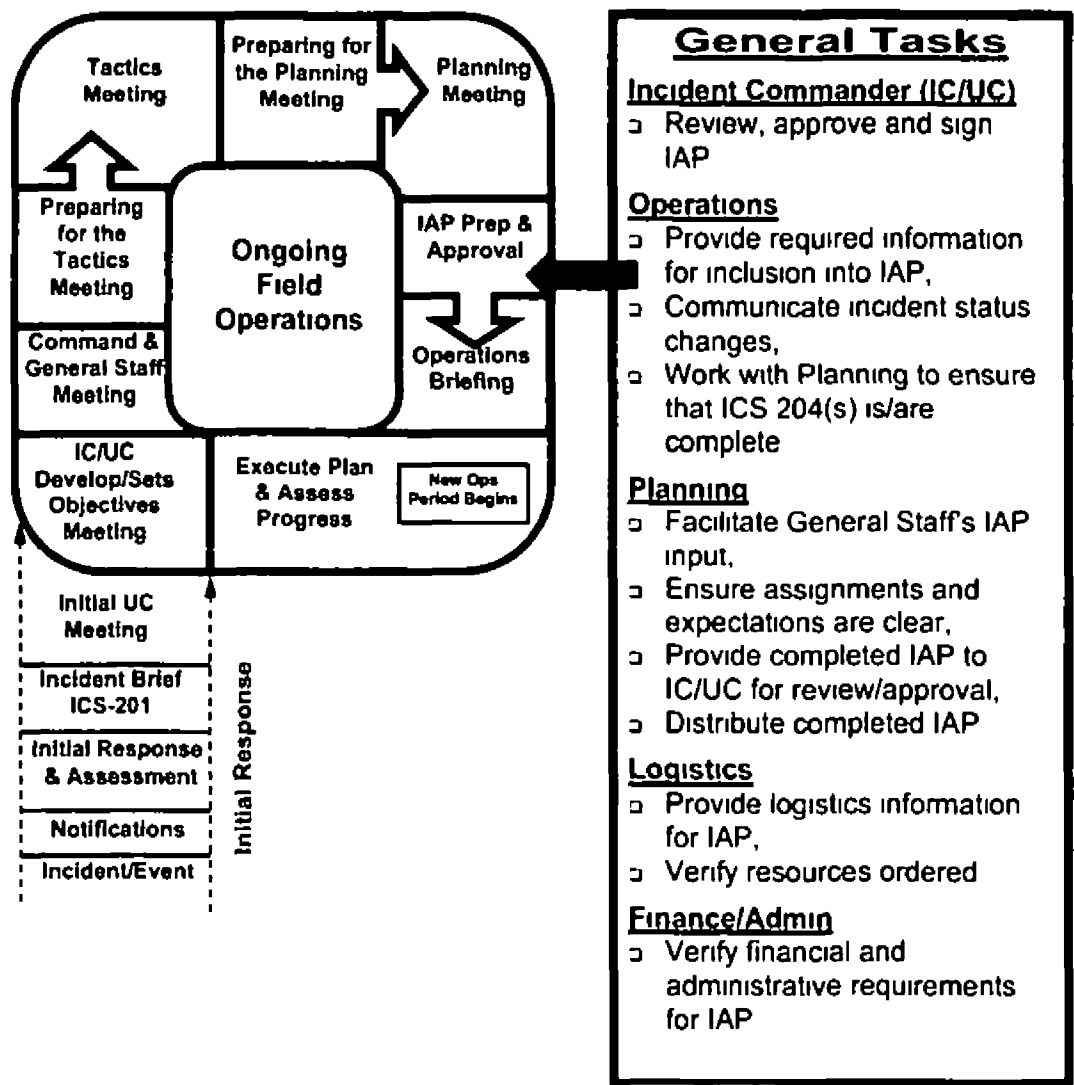
Agenda:

- 1 PSC brings meeting to order, conducts roll call, covers ground rules and reviews agenda
- 2 IC/UC provides opening remarks
- 3 SITL provides briefing on current situation, resources at risk, weather/sea forecast, and incident projections
- 4 PSC reviews Command's incident objectives, priorities, decisions, and direction
- 5 OPS provides briefing on current operations followed with an overview on the proposed plan including strategy, tactics/work assignments, resource commitment, contingencies, Operations Section organization structure, and needed support facilities
- 6 PSC reviews proposed plan to ensure that Command's direction, priorities, and objectives are met
- 7 PSC solicits final input and commitment to the proposed plan from Command and General Staff
- 8 PSC requests Command's approval of the plan as presented
- 9 PSC issues assignments to appropriate IMT members for developing IAP support documentation along with deadlines

INCIDENT ACTION PLAN (IAP) PREPARATION AND

APPROVAL – Attendees immediately prepare their assignments for the IAP to meet the PSC deadline for assembling the IAP components. The deadline will be early enough to permit timely IC/UC approval and duplication of sufficient copies for the Operations Briefing and for overhead.

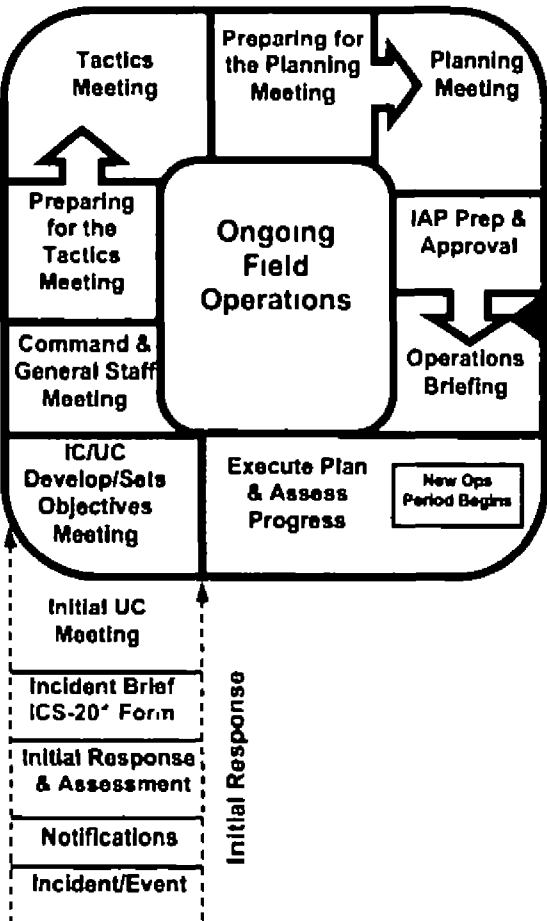
- When** Immediately following the Planning Meeting, the PSC assigns the deadline for products
- Facilitator** PSC ensures the process continues between meetings
- Attendees:** None This is not a meeting but a period of time



Components of an IAP (use as pertinent)	Primary Responsibility
1 Incident Objectives (ICS Form 202)	Resource Unit
2 Organization List/Chart (ICS Forms 203/207)	Resource Unit
3 Assignment List (ICS Form 204)	Resource Unit
4 Communication Plan (ICS Form 205)	Communications Unit
5 Medical Plan (ICS Form 206)	Medical Unit
6 Incident Map	Situation Unit
7 Weather, tide forecast	Situation Unit
8 Safety Plan	Safety Officer
9 Decontamination Plan	Technical Specialist
10 Waste Management or Disposal Plan	Technical Specialist
11 Demobilization Plan	Demobilization Unit
12 Air Operations Summary (ICS form 220)	Air Operations
	Branch Director
13 Traffic Plan	Ground Support Unit

OPERATIONS BRIEFING – This 30-minute-or-less briefing presents the IAP to the Operations Section oncoming shift supervisors. After this briefing has occurred and during shift change, off-going supervisors should be interviewed by their relief and by OPS in order to validate IAP effectiveness. The Division/Group Supervisor may make last minute adjustments to tactics over which they have purview. Similarly, a supervisor may reallocate resources within that Division/Group to adapt to changing conditions.

- When** About an hour prior to each shift change
- Facilitator** PSC
- Attendees** IC/UC, Command Staff, General Staff, Branch Directors, Division/Group Supervisors, Task Force/Strike Team Leaders (if possible), Unit Leaders, others as appropriate



General Tasks

Incident Command (IC/UC)

- Provide guidance/clanfication,
- Provide leadership presence

Operations

- Provide Operations Briefing for next operational period,
- Ensure ICS-204 tasking is clear

Planning

- Set up briefing area,
- Facilitate Command and General Staff and attendees briefing responsibilities, and
- Resolve questions

Logistics

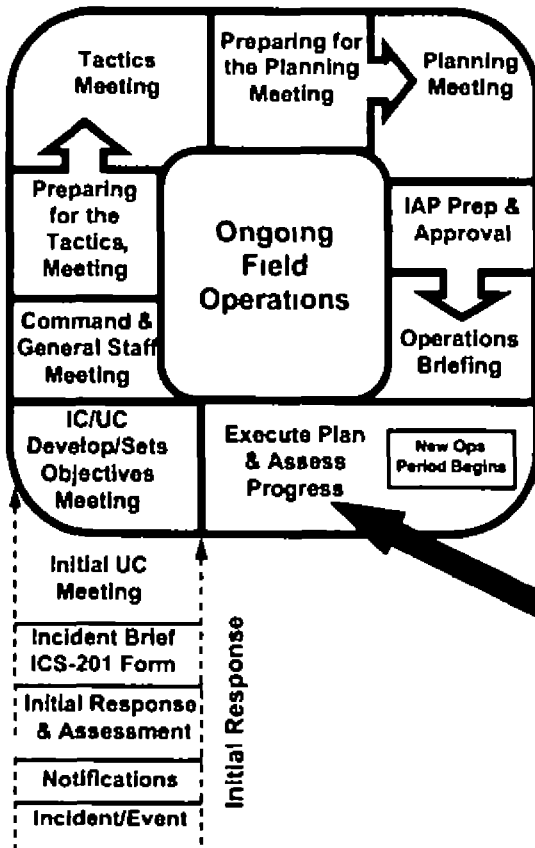
- Brief any transportation communication, and supply issues

Finance/Admin

- Brief administrative issues and provides financial report

Agenda:

- 1 PSC opens briefing, covers ground rules, agenda, and takes roll call of Command and General Staff and Operations personnel required to attend
- 2 PSC reviews IC/UC objectives and changes to the IAP (i e , pen and ink changes)
- 3 IC/UC provides remarks
- 4 SITL conducts Situation Briefing
- 5 OPS discusses current response actions and accomplishments
- 6 OPS briefs Operations Section supervisors
- 7 LSC covers transport, communications, and supply updates
- 8 Finance/Administration Section Chief (FSC) covers fiscal issues
- 9 SO covers safety issues, PIO covers public affairs and public information issues, and Liaison Officer (LNO) covers interagency issues
- 10 PSC solicits final comments and adjourns briefing



General Tasks

Incident Commander (IC/UC)

- ▢ Monitor ongoing incident management activities, and
- ▢ Evaluate prior decisions, direction, priorities, and task assignments

Operations (OPS)

- ▢ Monitor on-going operations and make strategic and tactical changes as necessary,
- ▢ Measure/ensure progress against assigned objectives,
- ▢ Brief command on a scheduled basis

Planning

- ▢ Ensure on-going operational information is being collected and documented, and
- ▢ Develop new/revised incident objectives and provide to IC/UC

Logistics

- ▢ Evaluate logistical support effectiveness and make organizational and procedural adjustments as needed

Finance/Admin

- ▢ Monitor ongoing operations to ensure accurate and timely administrative and financial reporting

Safety Officer

- ▢ Monitor ongoing operations and correct unsafe practices, and
- ▢ Evaluate effectiveness of the HASP

ASSESS PROGRESS – Assessment is an ongoing, continuous process to help adjust current operations and help plan for future operations. Following the briefing, and shift change, all Command and General Staff Section Chiefs will review the incident response progress and make recommendations to the IC/UC in preparation for the next IC/UC Objectives Meeting. The IC/UC should maintain close coordination with the Regional Incident Coordinator (RIC) for situational updates. This feedback/information is continuously gathered from various sources, including Field Observers (FOBS), responder debriefs, and stakeholders (tools may include Situation Report, IAP, WebEOC). IC/UC should encourage Command and General Staff to get out of the ICP to view first hand the areas of the incident they are supporting.

SPECIAL PURPOSE MEETINGS

The Special Purpose Meetings are most applicable to larger incidents requiring an Operational Period Planning Cycle, but may be useful during Initial Response and Assessment.

BUSINESS MANAGEMENT MEETING – This under-30-minute meeting develops and updates the operating plan for finance and logistical support. The agenda could include documentation issues, cost sharing, cost analysis, finance requirements, resource procurement, and financial summary data. Attendees normally include FSC, Cost Unit Leader (COST), LSC, SITL, RESL.

AGENCY REPRESENTATIVE MEETING – This meeting is held to update Agency Representatives and ensure that they can support the IAP. It is conducted by the LNO, and attended by Agency Representatives. It is most appropriately held after the Planning Meeting in order to announce plans for the next operational period. It allows for minor changes should the plan not meet the expectations of the Agency Representatives.

MEDIA BRIEFING – This meeting briefs media and the public on the most current and accurate facts. It is set up and moderated by the PIO, and features selected spokespersons. This brief must be held away from the ICP, and is normally conducted at a Joint Information Center (JIC). Spokespersons should be prepared by the PIO to address anticipated issues. The briefing should be well-planned, organized, and scheduled to meet the media's needs.

TECHNICAL SPECIALIST MEETING – Meetings may be held to gather Technical Specialist input to IAP. As an example, the Environmental Unit Leader (ENVL) may call together Technical Specialists to review proposed tactics for the IAP.

CHAPTER 5

RESOURCE ORDERING, INCIDENT SITUATION DISPLAYS, AND FORMS

RESOURCE REQUEST AND ORDERING PROCESS

The acquisition process begins by submission of Incident Command System (ICS) Form 213-RR-EPA requesting equipment or personnel. This request form can be used for tactical equipment (booms, vacuum trucks, FracTanks, etc), non-tactical resources (trailer, crush and run, ice, etc) or personnel (Scientific Support Coordinator, Field Observer, statistician, etc). The form must be approved by a member of General or Command Staff. The Resource Unit is responsible for maintaining the status of all assigned **tactical** resources at a response. The Logistics Section Chief (LSC) will work with the impacted region, back up regions, special teams, and EPA Headquarters (HQ) to determine if the resource can be provided from within the Agency or Unified Command (UC) if established. If the resource cannot be obtained within the Agency or UC, the LSC will forward the ICS Form 213-RR-EPA to the Finance/Administration Section Chief (FSC) to initiate the procurement process.

This process is managed by maintaining a status-keeping system indicating the current location and status of all resources. This can be a daunting task, so developing a system early, briefing incoming personnel on the resource request and ordering process and maintaining the appropriate forms is essential. The use of purchase cards

and executing warrant authority outside the requisition ordering process makes it very difficult to track assets during the response or account for assets following the incident when the audit by the Office of the Inspector General usually begins

The Incident Commander (IC) must make it clear that the Resource Unit, Logistics Section, and Finance Section are the primary mechanisms for obtaining equipment or personnel during a large response. Under no circumstances is this process intended to slow the pace of the response. If the requisition process does not meet the needs of response personnel, the IC should be notified immediately. At that time, the IC may direct an On-Scene Coordinator to utilize his/her purchase card or warrant authority to prevent damage to the environment or risk impacting human health. Additional information can be found in the Resource Unit Leader Job Aid, the Logistics Section Chief Job Aid, and the Finance/Administration Section Chief Job Aid. The NIMS Integration Team will continue developing the process for resource ordering both at the field level and in the regional offices to support a large scale response.

INCIDENT SITUATION DISPLAY

The collection and display of information about an incident and the nature and status of response operations is a critical aspect of establishing and maintaining a command and control environment, and promotes effective and efficient communications. Ideally, pre-designated status boards and/or video projection screens should be used for display to ensure that critical information is captured and presented in a clear and logical fashion.

Status boards and video display that depict information that is of use to two or more Sections in an Incident Command Post (ICP) should be grouped together in an area called the Incident Situation Display. The Incident Situation Display should be viewed as the one place in an ICP where anyone can go, at any time, to learn about the nature and status of an incident and response operations.

Status boards in the Incident Situation Display should be limited in number and should be displayed in an ordered fashion to ensure that they impart an integrated and coherent message concerning (1) the incident (e.g., nature, location and extent of the incident, status of resources, type and quantity of resources, and the environmental conditions affecting the response), and (2) the nature and status of response operations to address the incident. Figure 5-1 presents an example of an Incident Situation Display layout that is consistent with a left to right viewing.

An Incident Situation Display should be established and maintained by the SITL and RESL. It should be situated in

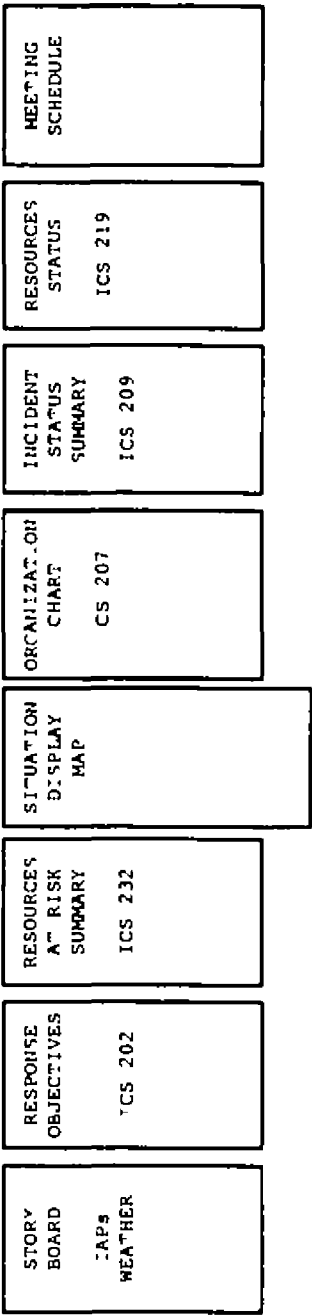
a highly visible and easily accessible location, in close proximity to the Planning Section and easily accessible to the Operations Section. Since it is an active area, it should be located away from areas subject to heavy foot traffic.

Although an Incident Situation Display is established and maintained by personnel in the Planning Section, it belongs to everyone in the ICS. To the extent the Incident Situation Display contains information about activities underway in other sections, it is the obligation of appropriate personnel in those sections to work with the Planning Section to ensure information posted in the Incident Situation Display is accurate and up-to-date. It is likewise the responsibility of the status board monitors within the Situation Unit to seek out sources and establish paths and schedules for needed information.

As time allows, black-and-white, 8" by 11" versions of the status board information should be prepared. These documents should be time-stamped and distributed within ICS and remotely, and copies should be made available at the Incident Situation Display.

This is an example of Status Boards for Incident Situation Display, for planning purposes only

Figure 5-1 Incident Situation Display



ICS FORMS

To assist with information management during response activities, responders at all levels should make the best use of the most applicable ICS forms. The National Wildfire Coordinating Group (NWCG) forms are the long standing, conventional ICS forms which are most commonly used through the emergency services community and are designed based upon fire-fighting operations (e.g., ICS-215 Form tracks pumpers, bulldozers, and other fire-fighting apparatuses). US Coast Guard (USCG)-modified forms have been prepared to align more closely with oil spill response operations (e.g., ICS Form 215-CG tracks oil skimmers, vacuum trucks and other oil spill response equipment). The EPA-modified forms have been prepared to track resources associated with conventional Superfund removal operations (e.g., ICS Form 215-EPA tracks equipment operator, cleanup technician, chemist, etc.). Depending on the nature of an incident, any of these may be most suitable to the event. If working within a Unified Command, or assisting with another agency's Incident Management Team (IMT), responders may also encounter the use of other modified forms which are also suitable for the event.

The forms listed in this section are identified as reference only. Each of the forms listed below is available through the following website:

https://www.epaosc.net/forms_docs.htm

EPA-MODIFIED ICS FORMS

ICS FORMS	FORM TITLE	EDITION DATE
ICS-201-EPA	Incident Briefing	March 2007
ICS-202-EPA	Incident Objectives	March 2007
ICS-203-EPA	Organization Assignment List	March 2007
ICS-204-EPA	Division Assignment List	March 2007
ICS-204a-EPA	Assignment List	March 2007
ICS-206-EPA	Medical Plan	March 2007
ICS-207-EPA	Incident Organization Chart	March 2007
ICS-211-EPA	Check-In List	March 2007
ICS-213-EPA	General Message	March 2007
ICS-213-RR-EPA	Resource Request Form	March 2007
ICS-214-EPA	Unit Log	March 2007
ICS-215-EPA	Operational Planning Worksheet	March 2007
ICS-215a-EPA	Incident Action Plan Safety Analysis	March 2007

CHAPTER 6

ENVIRONMENTAL DATA MANAGEMENT THROUGH THE ENVIRONMENTAL UNIT

Environmental data management is a crucial area of environmental response. It is the basis for meaningful risk communication with the public and other first responders. Environmental data is managed in the Planning Section of ICS, preferably in an Environmental Unit, given span of control and other organizational issues as determined by the Incident Commander (IC). This chapter is largely about the operations and processes of the Environmental Unit in managing environmental data. Chapter 10 on the Environmental Unit provides the responsibilities of technical specialists within the Environmental Unit.

The National Incident Management System (NIMS) discusses the establishment of an Environmental Unit within the Planning Section to facilitate interagency environmental data management, monitoring, sampling, analysis, and assessment. It is expected that most, if not all EPA responses will include the establishment of an Environmental Unit within the Planning Section.

The Environmental Unit is responsible for scientific support associated with a response, including the following:

- Support for specific response technologies,
- Modeling and data interpretation,
- Natural resources and ecological issues, and
- Establishment of standard methods and permitting issues

Personnel assigned to the Environmental Unit may include technical specialists in sampling and analytical methods, response technologies, data management, hazardous material characterization, risk assessment, stabilization, decontamination, cleanup, and disposal. The Environmental Unit, which is located in the Planning Section, conducts the following activities: participates in developing sampling and analysis plans, receives field data from the Operations Section for laboratory support, verifies, interprets and manages the data, and advises the Incident Commander and Command Staff on findings, data gaps, and precautionary measures.

During an Incident of National Significance, an additional Headquarters (HQ) Environmental Unit will be established in the HQ Emergency Operations Center (EOC). The purpose of the HQ Environmental Unit is to support the field Environmental Unit through the following activities:

- External coordination with national political leadership and other Federal (including ATSDR, ACOE) and state agencies (via support from the regions);
- Internal coordination with other EPA Offices, including the Office of the Administrator, the Office of General Counsel, the Office of Public Affairs, the Office of Air, the Office of Water, the Office for Enforcement and Compliance Assurance and other appropriate offices,
- Analytical data management and interpretation,
- Quality Assurance,
- Risk assessment and risk communication,
- Coordinating technical issues with various regions such as debris management,

- Dissemination of information to the public and the media, and
- Ensure information technology systems are in place for posting data on the web and providing GIS support

The Environmental Unit may be comprised of Agency Representatives, private industry, and academia. It is anticipated that the Environmental Unit will coordinate with other Federal assets that generate and interpret data, such as the Federal Radiological Monitoring and Assessment Center (FRMAC), the Interagency Modeling and Atmospheric Assessment Center (IMACC), National Atmospheric and Oceanic Administration (NOAA), US Fish and Wildlife (USFW), and the US Fire Administration (USFA).

IMPLEMENTATION OF THE ENVIRONMENTAL UNIT

The Environmental Unit may have specific responsibilities for the incident, including, but not limited to:

- Reviewing and evaluating the science used to make decisions regarding protection of public health, welfare, and the environment,
- Providing advice and consultation to the incident planning body to promote good science in support of the decision-making processes,
- Conducting periodic checks and balances on technical and scientific processes,
- Implementing long-range science and study programs,

- Evaluating new products/methods/equipment applicable to the response, this may include evaluating vendor products,
- Evaluating environmental tradeoffs and economic impacts for significant response actions, and/or
- Evaluating data, providing interpretation of evaluated data to the Incident Commander (IC) and Incident Management Team (IMT)

OPERATIONS SECTION AND PLANNING SECTION INTEROPERABILITY

The sharing of information and technical assistance should be commonplace among the Command and General Staff, as depicted in Figure 6-2. Coordination must occur between Operations Section and Planning Section personnel in order to develop the technical/tactical elements of the response action.

The responsibility for the development of strategic and tactical plans belongs to the Operations Section. To ensure that the technical approach in the operations period is effective, Operations will draw on the technical expertise in the Environmental Unit. The Environmental Unit will then assist the Operations Section in the development of sampling plans, numerical models, databases, etc. It is not the responsibility of the Situation and/or Environmental Unit to direct Operations.

In some cases technical specialists may be assigned to and stay with a Division/Group in the Operations Section. For example, an air monitoring specialist is needed to

support multiple groups doing air monitoring in the Operations Section, and he/she is also needed to evaluate data coming into the Situation or Environmental Unit. Since the technical specialist is critical to the implementation of an operation, he/she would be assigned to the Operations Section.

It is extremely important that Environmental Unit deliverables/products are passed through the Unit Leader and Planning Section Chief to the Incident Commander/Unified Command (IC/UC) prior to dissemination, use, or implementation. It is critical that the Environmental Unit Leader coordinate all facets of the Unit's mission and the various agencies' and organizations' interests, concerns and technical expertise with the Planning Section Chief, Command Staff and Incident/Unified Commander as a recommendation, opinion or proposed action plan. When an Environmental Unit is established at Headquarters, deliverables/products need to be passed through that Unit before passing through the Planning Section Chief at the regional level.

STRUCTURE OF ENVIRONMENTAL UNIT

The Environmental Unit, if the specific incident warrants, could address the following technical issues or functions to properly support the Incident/Unified Command. Only those technical functions needed for a specific response should be incorporated into the Environmental Unit. An example of a possible Environmental Unit structure is depicted in Figure 6-1.

Technical specialists may be assigned within the Environmental Unit structure when and where needed:

- Analytical Coordinator
- Quality Assurance Coordinator
- Laboratory Coordinator
- Sampling and Monitoring Plan Coordinator
- Modeling Analysis Coordinator
- Data Assessment and Interpretation Coordinator
- Data Assessment Coordinator
- Ecological Assessment Coordinator
- Health Assessment Coordinator
- Response Technology Specialists (may include).
 - Oil Spill Technical Specialist
 - Weapons of Mass Destruction Specialist
 - Radiological Technical Specialist

The major responsibilities of technical specialists may include:

- Scientific Support for Specific Response Technologies
 - Decontamination
 - Disposal
 - Cleanup, removal, and remediation

- WMD agents (chemical, biological, and radiological) and/or other specific pollutant expertise
 - Develop site clean-up and hazardous materials disposal plans
- Modeling
 - Air, ground water, surface water
 - Discharge from a point source
 - Oil trajectory
 - Contaminant fate and transport
- Natural Resources and Ecological Issues
 - Identification of natural resources (e.g., wildlife, habitats, sanctuaries, and refuge areas)
 - Environmental impacts (e.g., seafood tainting, wildlife impacts)
 - Endangered Species Act
 - Historic and cultural resources
 - Wildlife protection strategies
- Analytical Issues
 - Sampling and analytical plans
 - Coordination of analytical work
 - Coordination and/or identification and use of laboratory resources
- Quality Assurance
- Data and Interpretation
 - Data assessment and interpretation
 - Risk assessment and toxicology
 - Participate in the determination of the extent of site contamination

- Health Assessment
 - Coordinate assessment with CDC and ATSDR, and other appropriate Federal, state or local health agencies

LONG-TERM PLANNING, SCIENCE, AND STUDIES/AREA COMMAND COORDINATION

Actions identified during the emergency response phase shall be addressed and documented as the response progresses to ensure that information and data are not lost during the transition. The identified actions will transition to another program. If an Area Command (AC) is established, it is anticipated that the AC would support much of the non-field functional science and technical work (see Chapter 14 for the role of the AC Environmental Unit). Area Command, if established, should be able to assist in identifying the programs that would have jurisdiction over specific aspects of the incident following the initial response action (e.g., the water program, remedial program, or air program).

THE HEADQUARTERS ENVIRONMENTAL UNIT

During an Incident of National Significance (INS), a Headquarters Environmental Unit will be established in the HQ Emergency Operations Center (HQ EOC). The function of the HQ Environmental Unit is to support field operations by providing additional data quality control, coordinate with outside groups such as the Science Advisory Board, work with the Office of Public Affairs to craft incident specific information for the media and provide risk assessments for the general public. The HQ Environmental Unit should

work in close coordination with the field Environmental Unit and the Scientific Support Coordinator in Command Staff For additional information refer to the ENVL Job Aid

The Homeland Security Laboratory Response Program (HSLRP) within the Office of Emergency Management serves as the central Agency focal point and clearinghouse on HSLR preparedness Its primary responsibility is to establish and maintain national environmental sampling and laboratory analytical capabilities and capacities necessary for effective and timely response to environmental contamination resulting from a terrorist incident, national threat event associated with Weapons of Mass Destruction (WMDs), or other incidents of national significance (INS) To carry out this responsibility, the HSLRP is building upon existing networks and infrastructure to develop the Environmental Laboratory Response Network (eLRN), which will have testing capability and capacity to meet EPA's responsibilities for surveillance, response, and recovery from incidents involving the release of Chemical, Biological, or Radiological (CBR) agents The HSLRP is responsible for coordinating with EPA programs and laboratories as well as working with other Federal and state agencies to leverage resources and build necessary laboratory capacity to meet the nation's needs for environmental analyses associated with an INS As such, it should be contacted for environmental analytical needs associated with an INS or a WMD event prior to contacting or obtaining laboratory services from other providers such as the Department of Defense or the LRN The HSLRP has established relationships with these providers or networks via memoranda of understanding, which are in final

developmental stages For additional information contact
EPA Office of Emergency Management, Homeland
Security Laboratory Response Team Leader

FIGURE 6-1 Example of an Environmental Unit in Incident/Unified Command

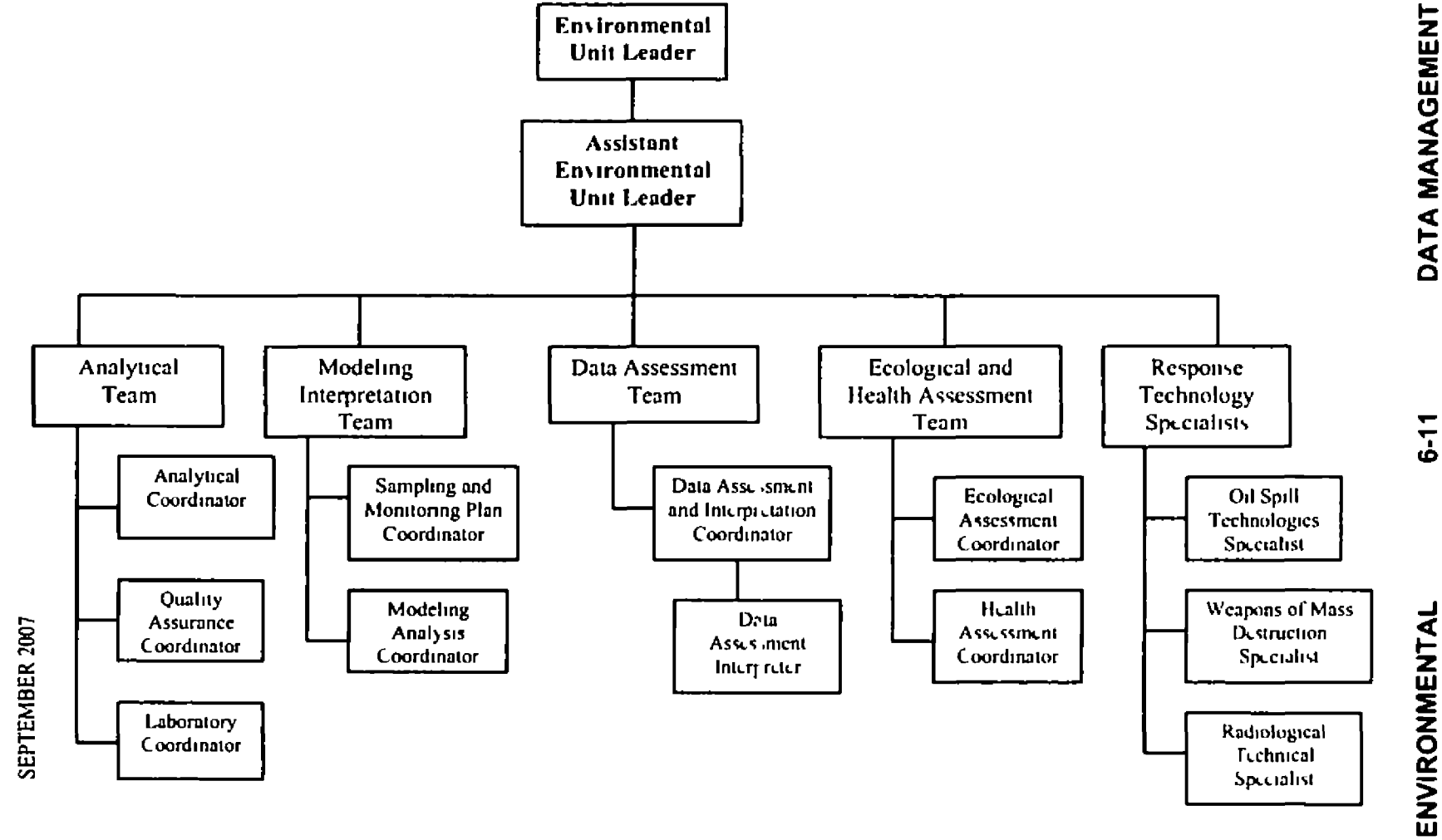
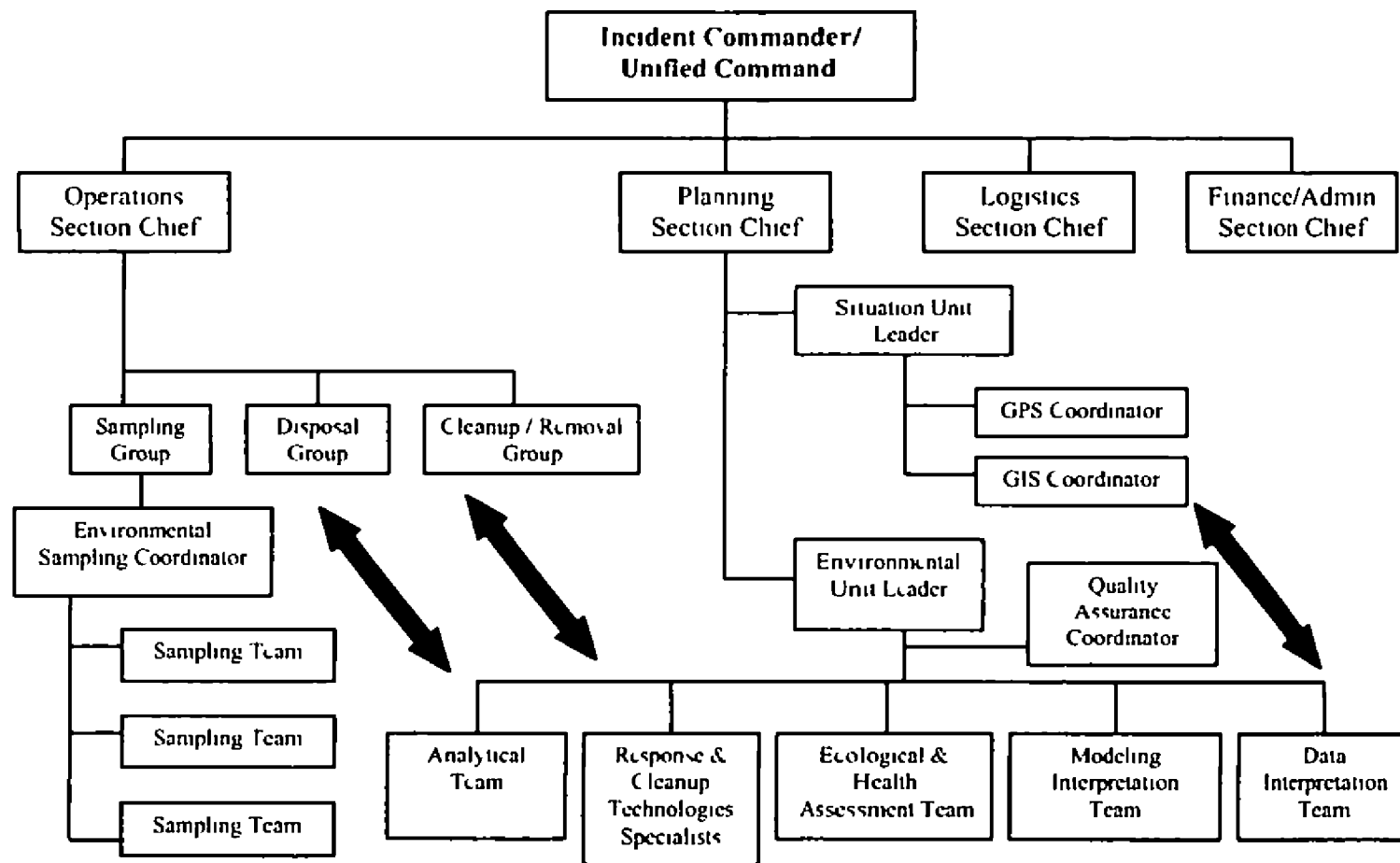


FIGURE 6-2 Environmental Unit's Relationship with Other Incident Command Functions



DATA MANAGEMENT

6-12

ENVIRONMENTAL

CHAPTER 7

COMMAND STAFF

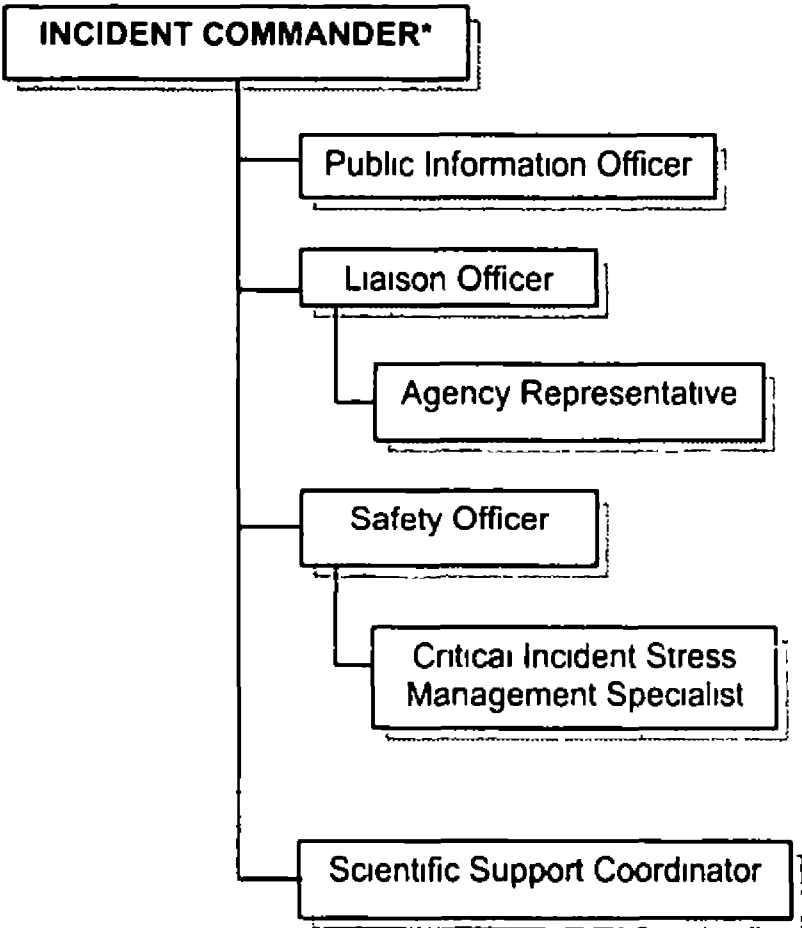


Figure 7-1: Command Staff Organization Chart

*If additional command staff positions are established by the IC, a deputy IC position should also be established to assist with maintaining an effective span of control

POSITION CHECKLISTS

INCIDENT COMMANDER (IC) – The IC is responsible for overall incident management. In many incidents, the command activity is carried out by a single IC. The IC determines the incident objectives and coordinates with the RIC to implement management objectives.

The IC may have one or more deputies, who may be from the same agency or from an assisting agency. Deputies may also be used at section and branch levels of the Incident Command System (ICS) organization. Deputies must have the same qualifications as the person for whom they work, as they must be ready to take over that position at any time. The major responsibilities of the IC are:

- a Review Common Responsibilities (Page 3-1),
- b Assess the situation and/or obtain a briefing from the prior IC and Regional Incident Coordinator (RIC),
- c Set incident objectives established to effectively meet the mission and priorities established by the Agency (as communicated through the RIC). This is done in concert with response partners at the Initial Unified Command (UC) meeting and may be revised at subsequent IC/UC Objectives Meetings as time moves forward,
- d Ensure adequate resources are devoted to Liaison staff to assure that Environmental Justice and tribal issues receive appropriate attention,
- e Establish the immediate priorities,
- f Establish an Incident Command Post (ICP),

- g Establish an appropriate organizational structure to achieve management and incident objectives,
- h Ensure planning meetings are scheduled as required,
- i Approve and authorize the implementation of the Incident Action Plan (IAP),
- j Ensure that adequate safety measures are in place, including a Health and Safety Plan (HASP);
- k Coordinate activity for all Command and General Staff;
- l Coordinate with key people and officials,
- m Approve requests for additional resources or for the release of resources,
- n Maintain clear and effective communications and information sharing with the RIC,
- o In coordination with the Public Information Officer (PIO) and Headquarters Office of Public Affairs (OPA), authorize release of information to the news media,
- p Ensure Incident Status Summary (ICS-209 Form and/or Situation Report) is completed and forwarded to appropriate authority,
- q Order the demobilization of the incident when appropriate,
- r Monitor the operation and effectiveness of the ICS organization, and
- s Maintain Unit/Activity Log (ICS Form 214)

PUBLIC INFORMATION OFFICER (PIO) – The PIO is responsible for developing and releasing (upon approval by the IC and in coordination with the Headquarters Office of Public Affairs (OPA)) information about the incident to the press and the public. Only one PIO will be assigned for each incident command, including incidents operating under Unified Command (UC). The PIO may designate Assistant PIOs to carry out the various information needs of the response. The assistants may also originate from assisting agencies or jurisdictions.

Agencies have different policies and procedures for handling public information. For Incidents of National Significance, the PIO should ensure compliance with the National Approach to Response (NAR) Crisis Communications Plan. The PIO has the following specific responsibilities:

- a Review Common Responsibilities (Page 3-1),
- b Coordinate with Headquarters Office of Public Affairs (OPA) when required under the Crisis Communication Plan,
- c Gather incident data;
- d Determine if there are any limits on information release (e.g., from Incident Commander, in coordination with Headquarters OPA),
- e Develop material for use in media briefings,
- f Obtain IC's approval of media releases,
- g Inform media and conduct media briefings,
- h Arrange for tours and other interviews or briefings that may be required,

- i Obtain media information that may be useful to incident planning,
- j Maintain current information summaries and/or displays on the incident, and provide information on status of incident to assigned personnel,
- k Analyze public perceptions of the response,
- l Establish ESF #10 JIC or coordinate with an established Joint Information Center (JIC) to consolidate public information officials from multiple jurisdictions,
- m Provide for security of information when necessary,
- n Develop and implement community relations programs,
- o Ensure that community relations activities are effectively coordinated with other Command and General Staff functions. This includes outreach, in coordination with the Command Staff Liaison Officer (LNO), to vulnerable populations during the course of the response in collaboration with regional Environmental Justice and tribal offices,
- p Ensure the community input feedback and issues are effectively coordinated with the LNO, and
- q Maintain Unit/Activity Log (ICS Form 214)

The PIO may designate assistants to perform subsets of these responsibilities, as shown in Figure 7-2

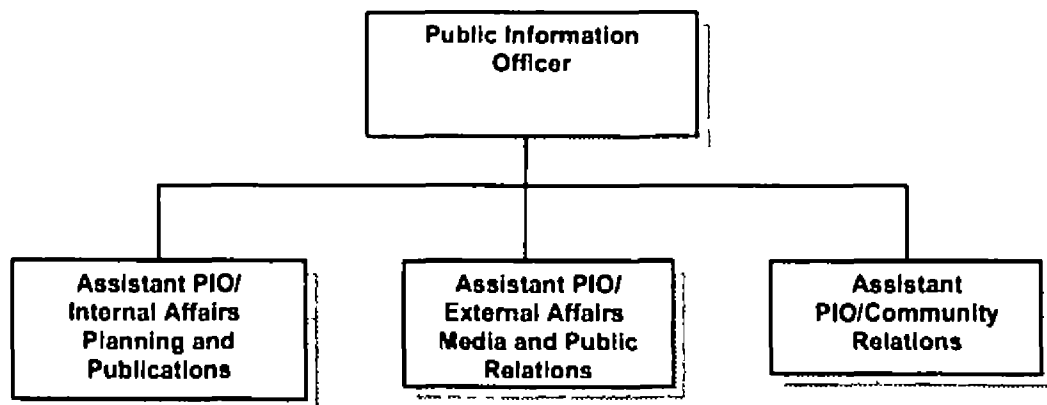


Figure 7-2 Public Information Personnel Organizational Structure

LIAISON OFFICER (LNO) – Incidents that are multi-jurisdictional, or that have several agencies involved, may require the establishment of the LNO position on the Command Staff. Only one LNO will be assigned for each incident, including incidents operating under Unified Command and multi-jurisdiction incidents. The LNO may have assistants as necessary, and the assistants may also represent assisting agencies or jurisdictions.

The LNO is the point of contact for personnel assigned to the incident by assisting or cooperating agencies. These are personnel other than those on direct tactical assignments or those involved in a Unified Command. The major responsibilities of the LNO are:

- a Review Common Responsibilities (Page 3-1),
- b Be a contact point for Agency Representatives;
- c If applicable, coordinate with EPA representative at the Joint Field Office (JFO),

- d Maintain a list of assisting and cooperating agencies and Agency Representatives,
- e Establish and coordinate contact with key stakeholders,
- f Assist in establishing and coordinating interagency contacts,
- g Keep agencies supporting the incident aware of incident status,
- h Monitor incident operations to identify current or potential inter-organizational problems,
- i Participate in planning meetings and provide current resource status, including limitations and capabilities of assisting agency resources,
- j Maintain log of specific Agency issues and concerns;
- k Coordinate Congressional Inquiries with EPA's Office of Congressional and Intergovernmental Relations,
- l Brief Command on Agency issues and concerns,
- m Ensure Environmental Justice issues are addressed in a timely manner and briefed to the IC as necessary,
- n Coordinate frequently regarding Environmental Justice issues and activities with the Command Staff Public Information Officer (PIO), who has responsibility for community outreach activities,
- o Coordinate with the PIO with respect to outreach to vulnerable populations during the course of the response, in collaboration with regional Environmental Justice and tribal offices,

- p Ensure that the concerns of the affected communities are raised to the Regional Incident Coordination Team (RICT) through the IC, and that Agency decisions are effectively communicated to ICS staff and communities during the response,
- q Coordinate with the PIO with respect to public information needs (e g , VIP visits, specific information requests),
- r Ensure community concerns are addressed in a timely manner and brief to the IC as necessary, and
- s Maintain Unit/Activity Log (ICS Form 214)

AGENCY REPRESENTATIVE – In many multi-jurisdiction incidents, an agency or jurisdiction may send a representative who is not on direct tactical assignment, but rather is present to assist in coordination efforts. An Agency Representative is an individual assigned to an incident from an assisting or cooperating agency, who has been delegated authority to make decisions on matters affecting that agency's participation at the incident.

Agency Representatives report to the LNO, or to the IC in the absence of an LNO. The major responsibilities of the Agency Representatives are:

- a Review Common Responsibilities (Page 3-1),
- b Report to the LNO at the ICP after check-in,
- c Ensure that all agency resources are properly checked-in at the incident,
- d Obtain briefing from the LNO or IC,

- e Inform assisting or cooperating agency personnel assigned to the incident that the Agency Representative position for that agency has been filled,
- f Attend briefings and planning meetings as required,
- g Provide input on the use of agency resources unless resource Technical Specialists are assigned from the agency,
- h Cooperate fully with the IC and the General Staff on agency involvement at the incident,
- i Ensure the well-being of agency personnel assigned to the incident,
- j Advise the LNO of any special agency needs or requirements,
- k Report to home agency dispatch or headquarters on a pre-arranged schedule,
- l Ensure that all agency personnel and equipment are properly accounted for and released prior to departure,
- m Ensure that all required agency forms, reports and documents are completed prior to demobilization,
- n Have a debriefing session with the LNO or IC before demobilization, and
- o Maintain Unit/Activity Log (ICS Form 214)

SAFETY OFFICER (SO) – The SO is responsible for the overall safety of the incident within the scope of the Incident Management Team (IMT) The SO's function is to develop and recommend measures for ensuring personnel

safety, and to assess and anticipate hazardous and unsafe situations

Only one SO will be assigned for each incident. The SO may have assistants as necessary, and the assistants may also represent assisting agencies or jurisdictions. The Assistant Safety Officer may have specific responsibilities such as air operations or hazardous materials. The ASO may be assigned by the SO to a group (determined by function such as air operations or hazardous material) or to a division (determined by geography). The major responsibilities of the SO are

- a Review Common Responsibilities (Page 3-1),
- b Participate in meetings as required,
- c Identify hazardous situations associated with the incident,
- d Provide safety message at operations briefing and conduct safety briefings in the field;
- e Exercise emergency authority to prevent or stop unsafe acts,
- f Investigate accidents that have occurred within the incident area,
- g Assign ASOs as needed,
- h Review and approve the medical plan,
- i Review and approve 1910 120-compliant HASP,
- j Develop Hazardous Materials Site Safety & Control Plan (ICS-208-HM Form) or equivalent,
- k If applicable, ensure contractors' safety plans are consistent with the 1910 120-compliant HASP,
- l Review site-specific Decontamination Plan,

- m Ensure medical monitoring for work in the Exclusion Zone;
- n Conduct safety briefings,
- o Work closely with the Operations Section Chief (OPS) to develop the Safety Analysis of Tactical Applications (ICS Form 215A-EPA) and transfer relevant information to Special Instructions box on ICS Form 204;
- p Interface with the JFO SO and with SOs from the participating Federal, state, local, and tribal government agencies,
- q Inform appropriate Agency Representatives of incidents or accidents requiring follow-up actions for their personnel,
- r Evaluate need for Critical Incident Stress Management (CISM) and request resources as needed, and
- s Maintain Unit/Activity Log (ICS Form 214),

CRITICAL INCIDENT STRESS MANAGEMENT (CISM)

SPECIALIST – The CISM Specialist is responsible for identifying and securing the immediate response and services of sufficient CISM team members necessary to carry out CISM duties to provide for the psychological and emotional needs of all EPA personnel involved in a major incident. The CISM Specialist is the point-of-contact (POC) for all requests for CISM services and is responsible for the appropriate assignments and duties of all CISM team members involved in the evolution. The CISM Specialist's specific tasks are

- a Review Common Responsibilities (Page 3-1),

- b Ensure there is at least one dedicated phone for CISM within the Incident Command Post (ICP),
- c Ensure all response personnel involved in the response have timely access to CISM team members,
- d Ensure proper listing with the ICP of all CISM team members and their necessary contact phone numbers while assigned in the area,
- e Coordinate CISM team access,
- f Establish and maintain working relationship with Chaplain services (if available during a response) to cross reference needs of responders and their families,
- g Provide EPA responder family members (spouses, children, and significant others) with access to CISM members,
- h Attend all staff briefings and planning meetings as required,
- i Ensure adequate number of CISM team members present at all times to allow for rest, exercise, and proper rotation of CISM personnel,
- j Ensure CISM team members are adequately debriefed following their involvement with CISM response,
- k Establish communication and working relationships with all other responding agencies providing mental health assistance, especially the Red Cross, Salvation Army, and other agency support personnel,
- l Maintain liaison with the other local response

- agencies to effectively refer appropriate non-EPA personnel for health assistance,
- m Maintain an accurate daily log of all activities, including dates, times, and places where CISM activities occurred, and
- n Maintain Unit/Activity Log (ICS Form 214)

SCIENTIFIC SUPPORT COORDINATOR (SSC) – The Scientific Support Coordinator (SSC) is a technical specialist and is defined in the NCP (NCP 300 145) as the principal advisor to the IC for scientific issues. The SSC is charged with gaining consensus on scientific issues affecting the response, but also ensuring that differing opinions within the scientific community are communicated to the IC. Tasks include:

- a Review Common Responsibilities (Page 3-1),
- b Attend planning meetings,
- c Determine resource needs,
- d Gain consensus on scientific issues affecting the response which should include Technical Working Groups, the Environmental Unit, the JFO, etc ,
- e Coordinate with the Operations Section and the Environmental Unit,
- f Act as the lead for external scientific work groups,
- g Coordinate and communicate with the scientific community,
- h Assist Operations and Planning in ordering technical specialists needed for the response,
- i Provide enhanced expertise and scientific support in an incident,

- j Convene as needed, chair and direct Technical Working Groups and Environmental Clearance committees,
- k Have knowledge of and provide access to technical resources available throughout the EPA response community, Special Teams, research community, national laboratories, academia, and contractors,
- l Coordinate expertise from governmental agencies, universities, community representatives, and industry to assist the IC in evaluating the hazards and potential effects of a Hazardous release and in developing response and restoration strategies, and
- m Maintain Unit/Activity Log (ICS Form 214)

CHAPTER 8

OPERATIONS SECTION

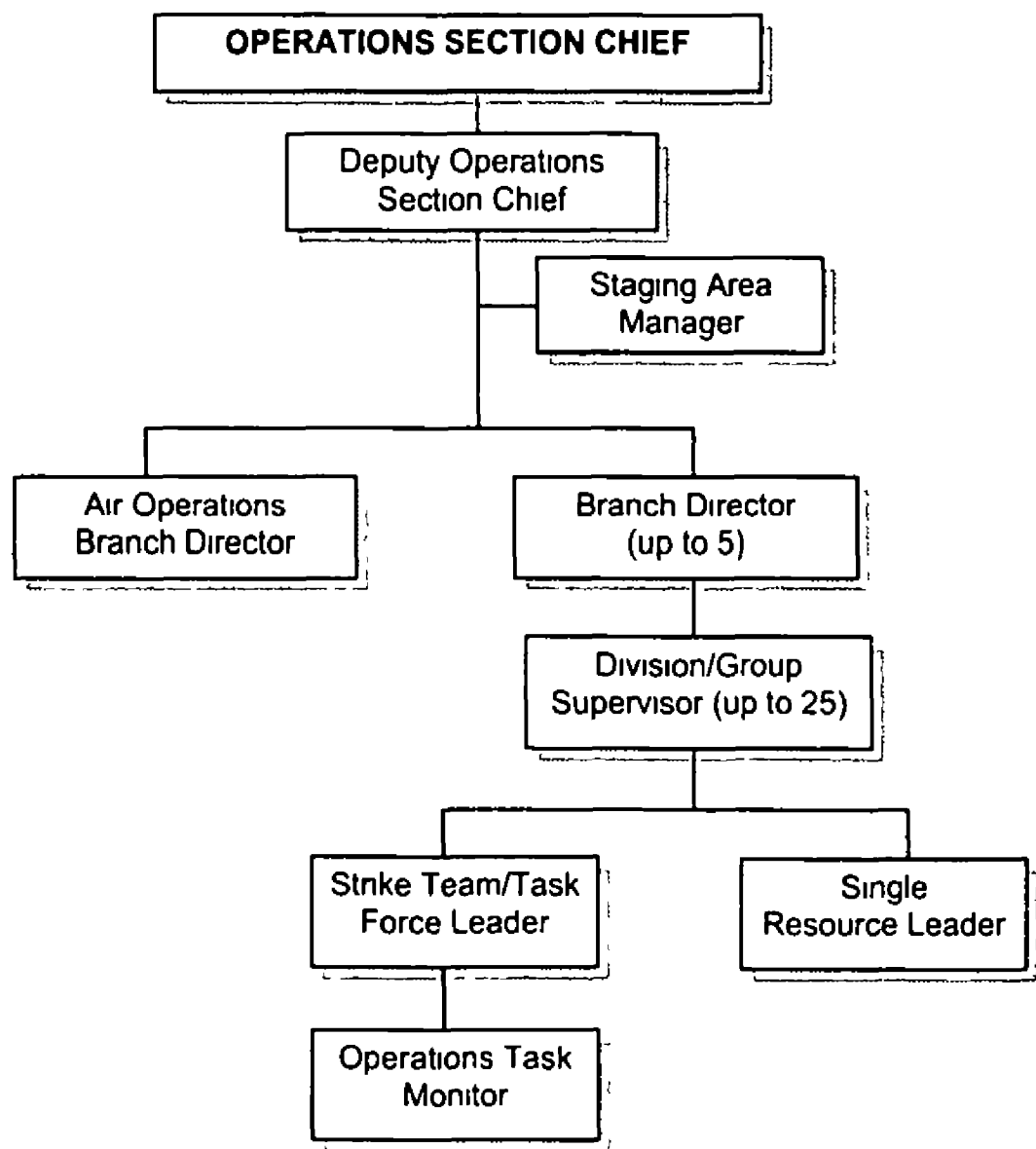


Figure 8-1: Operations Section Organization Chart

OPERATIONS SECTION CHIEF (OPS) – While the National Incident Management System (NIMS) acronym for the Operations Section Chief is OSC, EPA refers to this position as OPS to avoid confusion with the acronym for On-Scene Coordinator. The OPS, a member of the General Staff, is responsible for the management of all operations directly applicable to the primary mission. The OPS activates and supervises organizational elements in accordance with the Incident Action Plan (IAP) and directs its execution. The OPS also directs the preparation of unit operational plans, requests or releases resources, makes expedient changes to the IAP as necessary, and reports such to the Incident Commander (IC). The major responsibilities of the OPS are

- a Conduct operational briefings with operational staff,
- b Review Common Responsibilities (Page 3-1),
- c Develop operations portion of IAP and complete ICS Form 215,
- d Continually communicate and share information with the Planning Section, Recommend operational period length,
- e Determine the need for additional resources and place all resource requests through Logistics,
- f Supervise the Operations Section including assigning and evaluating work,
- g Determine the need for and request additional resources, Order through Logistics, Communicate with Resource Unit Leader (RESL) when the IAP is to be modified, additional resources are needed; surplus resources are available, or hazardous

- situations or significant events occur,
- h Review suggested list of resources to be released and initiate recommendation for release of resources,
 - i Evaluate on-scene operations and make adjustments to organization, strategies, tactics, and resources as necessary,
 - j Assemble and disassemble strike teams assigned to Operations Section,
 - k Report information about special activities, events, and occurrences to the IC,
 - l Ensure adequate communication between Operations Section and the Environmental Unit within the Planning Section,
 - m Convert operational incident objectives into strategic and tactical options through a work analysis matrix (ICS Form 234-CG),
 - n Plan for demobilization well in advance,
 - o Coordinate and confer with the Planning Section Chief (PSC), Safety Officer (SO), and appropriate technical specialists, as well as consult modeling scenarios, spill trajectories, etc , on the selection of appropriate strategies and tactics to accomplish objectives,
 - p Identify kind and number of resources required to support selected strategies,
 - q Subdivide work areas into manageable units,
 - r Develop work assignments, allocate, and prioritize tactical resources based on strategy requirements,
 - s Review and approve ICS Form 210 to document

- changes to personnel and/or equipment,
- t Coordinate planned activities with the SO to ensure compliance with safety practices, including participating in the development of 215A or relevant public safety,
- u Evaluate and monitor current situation for use in next operational period planning,
- v Supervise and adjust operations organization and tactics as necessary,
- w Ensure that consistency and continuity of personnel and practices are developed in each operational unit, and
- x Maintain Unit/Activity Log (ICS Form 214)

DEPUTY OPERATIONS SECTION CHIEF (DOPS) – The DOPS is as fully qualified as an OPS. The role of the DOPS is flexible. Generally, the DOPS assists the OPS with the management of all tactical operations directly applicable to the primary mission. Specifically, the DOPS may support the OPS

- In a relief capacity,
- In complex incidents, a DOPS may be specifically assigned to participate in the incident planning process while the OPS supervises on-scene operations; and
- Assists with ordering resources, tracking resources, and resource tracking

The DOPS may be selected from other organizations/agencies/ jurisdictions in a multi-agency/multi-jurisdictional incident. In addition to the OPS responsibilities, the major responsibilities of the DOPS are

- a Review Common Responsibilities (Page 3-1),
- b Obtain briefing from OPS,
- c Identify resources assigned to Operations Section,
- d Identify support facilities,
- e Assemble/disassemble task force/strike teams;
- f Determine the need for additional resources and place all resource requests through Logistics,
- g Inform Resource Unit Leader (RESL) when the IAP is to be modified, additional resources are needed, surplus resources are available, or hazardous situations or significant events occur,
- h Supervise Operations Section field personnel,
- i Provide updates and operational situation reports as directed to the OPS on achievements, issues, problems, significant changes, special activities, events and occurrences,
- j Coordinate with OPS on planning for next operational period,
- k Recommend excess resources for potential demobilization,
- l Debrief with OPS or as directed at the end of each shift, and
- m Maintain Unit/Activity Log (ICS Form 214)

STAGING AREA MANAGER (STAM) – The STAM is responsible for managing all activities within a Staging Area. The major responsibilities of the STAM are

- a Review Common Responsibilities (Page 3-1),
- b Establish Staging Area layout,

- c Determine any support needs for equipment, feeding, sanitation and security,
- d Establish check-in function as appropriate,
- e Ensure security of staged resources,
- f Post areas for identification and traffic control,
- g Request maintenance service for equipment at Staging Area as appropriate (Note As established by OPS, this may also include environmental monitoring equipment),
- h Respond to request for resource assignments as directed by OPS;
- i Obtain and issue receipts for radio equipment and other supplies distributed and received at Staging Area,
- j Determine required resource levels from the OPS,
- k Advise the OPS when reserve levels reach minimums or recommend potential demobilization as necessary,
- l Maintain and provide status to Resource Unit of all resources in Staging Area,
- m Maintain Staging Area in orderly condition,
- n Demobilize Staging Area in accordance with the Incident Demobilization Plan, and
- o Maintain Unit/Activity Log (ICS Form 214)

AIR OPERATIONS BRANCH DIRECTOR (AOBD) – The AOBD is ground-based and is primarily responsible for preparing the air operations portion (ICS-220 Form) of the IAP and for providing logistical support to incident aircraft. ICS-220 Form serves the same purpose as the ICS-204-

EPA Form does for other operational resources, by assigning and managing aviation resources on the incident. The AOBD will ensure that agency directives will not be violated by incident aircraft (e.g., flight hours, hoist limitations, night flying). Individual aircrews retain primary responsibility to ensure their aircrafts are operated in accordance with their own agency's restrictions and directives. It is also the responsibility of individual aircrews to keep the AOBD informed of their agency's restrictions and directives that may affect their ability to execute incident assignments. After the IAP is approved, the AOBD is responsible for overseeing the tactical and logistical assignments of the Air Operations Branch. In coordination with the Logistics Section, the AOBD is responsible for providing logistical support to aircraft operating on the incident. The major responsibilities of the AOBD are

- a Review Common Responsibilities (Page 3-1),
- b Organize preliminary air operations,
- c Develop, implement, and supervise Air Ops Safety Plan,
- d Prepare, brief and post an Air Operations Safety Plan which is approved by the Health and Safety Officer in Command Staff, the IC, and the certification of the aircraft,
- e Request declaration (or cancellation) of temporarily restricted air space area (Federal Aviation Administration Regulation 91.137),
- f Participate in preparation of the IAP through the OPS. Ensure that the air operations portion of the IAP takes into consideration the Air Traffic Control requirements of assigned aircraft,

- g Perform operational planning for air operations,
- h Prepare and provide Air Operations Summary Worksheet (ICS-220 Form) to the Air Support Group and Fixed-Wing Bases,
- i Determine coordination procedures for use by air organization with ground Branches, Divisions, or Groups,
- j Coordinate with appropriate Operations Section personnel,
- k Supervise all air operations activities associated with the incident,
- l Evaluate helibase locations,
- m Establish procedures for emergency reassignment of aircraft,
- n Schedule approved flights of non-incident aircraft in the restricted air space area,
- o Consider requests for non-tactical use of incident aircraft,
- p Resolve conflicts concerning non-incident aircraft,
- q Coordinate with the Federal Aviation Administration (FAA),
- r Update air operations plans,
- s Report to the OPS on air operations activities,
- t Report special incidents/accidents,
- u Arrange for an accident investigation team when warranted, and
- v Maintain Unit/Activity Log (ICS Form 214)

OPERATIONS BRANCH DIRECTOR (OPBD) – When activated, each OPBD is under the direction of the OPS and is responsible for the implementation of the portion of the IAP appropriate to the Branches. The major responsibilities of the OPBD are

- a Conduct operational briefings with operational staff,
- b Review Common Responsibilities (Page 3-1),
- c Ensure that Division Supervisors (DIVS) have a copy of the IAP,
- d Attend planning meetings at the request of the OPS,
- e Assign specific work tasks to Division/Group Supervisors,
- f Supervise Branch operations,
- g Identify the need for additional resources and coordinates with OPS/DOPS on the request,
- h Communicate with OPS and Resource Unit Leader (RESL) when the IAP is to be modified, additional resources are needed, surplus resources are available, or hazardous situations or significant events occur,
- i Review and approve Form 210 to document changes to personnel and/or equipment,
- j Resolve logistics problems within the Branch,
- k Prepare Branch 215, as requested by OPS,
- l Review and approve Form 210 to document changes to personnel and/or equipment,
- m Approve accident and medical reports (home agency forms) originating within the Branch,

- n Communicate/coordinate with SO,
- o Plan for demobilization well in advance,
- p Debrief with OPS/DOPS as directed, or at the end of each shift, and
- q Maintain Unit/Activity Log (ICS Form 214)

DIVISION/GROUP SUPERVISOR – The Division/Group Supervisor reports to the OPS (or Branch Director when activated) The Supervisor is responsible for the implementation of the assigned portion of the IAP (as identified in ICS-204-EPA Forms), assignment of resources within the Division/Group, and reporting on the progress of control operations and status of resources within the Division/Group The major responsibilities of the Division/Group Supervisor are

- a Review Common Responsibilities (Page 3-1),
- b Review Division/Group Assignment Lists (ICS-204-EPA Form) for Divisions/Groups within the Branch Modify lists based on effectiveness of current operations,
- c Provide the IAP to staff, when available,
- d Identify resources assigned to the Division/Group,
- e Submit resource requests through OPS or Branch Director,
- f Review Division/Group assignments and incident activities with staff and assign tasks,
- g Utilize/complete ICS Form 210, or provide information for OPS, to document changes to personnel and equipment,
- h Ensure that the OPS and/or Resource Unit is

advised of all changes in the status of resources assigned to the Division/Group,

- i Coordinate activities with other Division(s)/Group(s) as appropriate,
- j Determine need for assistance on assigned tasks,
- k Submit situation and resources status information to the Branch Director or the OPS as directed;
- l Report hazardous situations, special occurrences, or significant incidents (e g , accidents, sickness, discovery of unanticipated sensitive resources) to the immediate supervisor,
- m Develop and approve accident reports,
- n Ensure that assigned personnel and equipment get to and from assignments in a timely and orderly manner,
- o Evaluate on-scene operations and make adjustments to organization, strategies, tactics, and resources as necessary,
- p Resolve logistics problems within the Division/Group,
- q Participate in developing plans for the next operational period; and
- r Maintain Unit/Activity Log (ICS Form 214) The unit log should include contractor sign-in log and equipment onsite and/or changes to the 204 for purposes of documenting contractor activities

STRIKE TEAM/TASK FORCE LEADER (STLD/TFLD) –

The STCR/TFLD reports to a Division/Group Supervisor and is responsible for performing tactical assignments

assigned to the Strike Team or Task Force. The Leader reports work progress, resources status, and other important information to a Division/Group Supervisor, and maintains records (e.g., ICS-214 Form) from assigned personnel. The major responsibilities of the STLD/TFLD are

- a Review Unit Leader Responsibilities (Page 3-3),
- b Review assignments with staff and assign tasks,
- c Monitor work progress and make changes when necessary,
- d Coordinate activities with appropriate Strike Teams, Task Forces, and single resources,
- e Travel to and from active assignment area with assigned resources,
- f Retain responsibility for assigned resources while in available or out-of-service status,
- g Submit situation and resource status information to Division/Group Supervisor; and
- h Maintain Unit/Activity Log (ICS Form 214)

OPERATIONS TASK MONITOR (OPTM) – This position may be activated to assist EPA supervisors (e.g., STLD/TFLD) in monitoring the activities of contractors in a field response. Only Federal Government officials may monitor Federal contracts. The major responsibilities of the OPTM are

- a Review Common Responsibilities (Page 3-1),
- b Represent the Federal Government at the scene of contractor operations,
- c Report to the assigned supervisor regarding any

deviations from the IAP-assigned tasks or other issues, as identified,

- d Report hazardous situations, special occurrences, or significant incidents (e g , accidents, sickness, discovery of unanticipated sensitive resources) to the immediate supervisor,
- e Develop and approve accident reports, and
- f Maintain Unit/Activity Log (ICS Form 214)

Only OPTMs who are Contracting Officer Representatives (CORs) with specifically delegated authority may direct contractor operations

SINGLE RESOURCE LEADER – This person is in charge of a single tactical resource. The major responsibilities of the Single Resource Leader are

- a Review Common Responsibilities (Page 3-1),
- b Review assignments,
- c Obtain necessary equipment and supplies;
- d Review weather/environmental conditions for assignment area,
- e Brief staff on safety measures,
- f Monitor work progress,
- g Ensure adequate communications with supervisor and staff,
- h Keep supervisor informed of progress and any changes,
- i Brief relief personnel, and advise them of any change in conditions,

- j Return equipment and supplies to appropriate unit,
- k Complete and turn in all time and use records on personnel and equipment, and
- l Maintain Unit/Activity Log (ICS Form 214)

CHAPTER 9

PLANNING SECTION

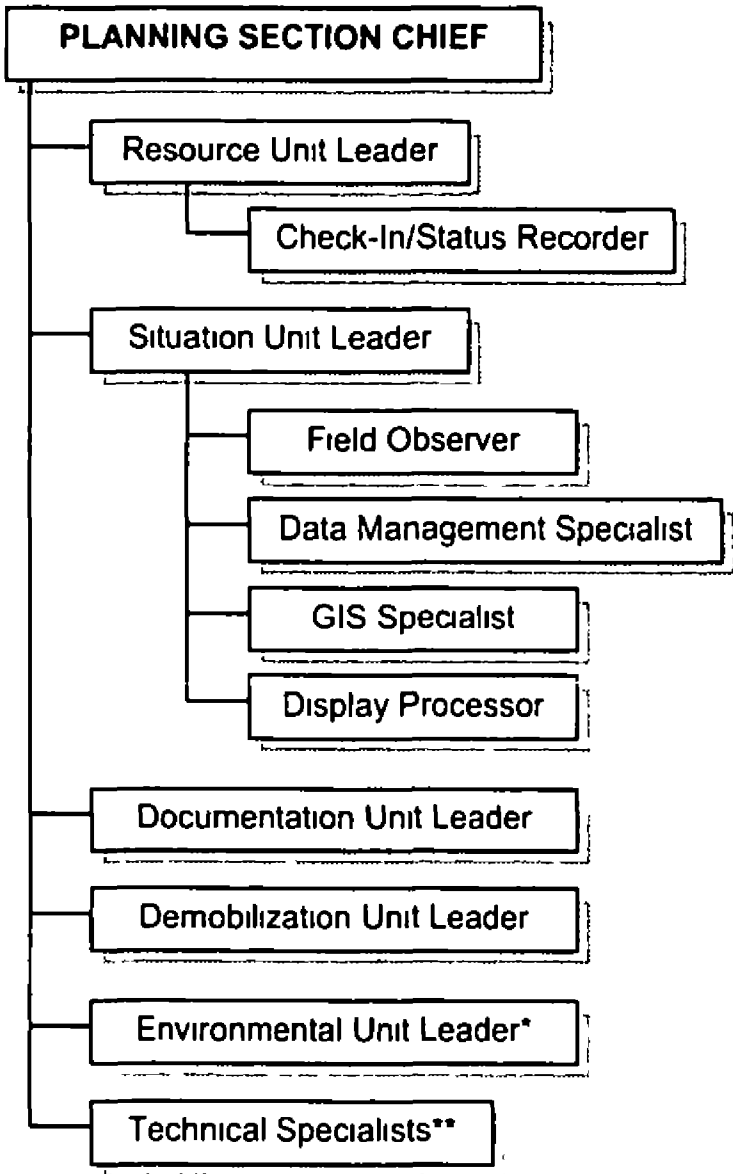


Figure 9-1: Planning Section Organization Chart

*The Environmental Unit is discussed in detail in Chapter 10

**May be assigned wherever their services are required

PLANNING SECTION CHIEF (PSC) – The PSC, a member of the General Staff, is responsible for the collection, evaluation, dissemination and use of information about the development of the incident and status of resources. Information is needed to

- Understand the current situation,
- Predict probable course of incident events,
- Prepare alternative strategies and control operations for the incident, and
- Submit required incident status report

The major responsibilities of the PSC are

- a Review Common Responsibilities (Page 3-1),
- b Collect, process, and display situation information about the incident,
- c Continually communicate and share information with the Operations Section,
- d Supervise preparation of the Incident Action Plan (IAP),
- e Provide input to the Incident Commander (IC) and Operations Section Chief (OPS) in preparing the IAP,
- f Reassign out-of-service personnel already on-site to Incident Command System (ICS) organizational positions as appropriate,
- g Establish information requirements and reporting schedules for Planning Section units (e.g., Resources, Situation Units),
- h Determine need for any specialized resources in support of the incident;

- i If requested, assemble and disassemble strike teams and task forces not assigned to Operations,
- j Establish special information collection activities as necessary (e g , weather, environmental, toxics),
- k Assemble information on alternative strategies,
- l Provide periodic predictions on incident potential,
- m Report any significant changes in incident status,
- n Compile and display incident status information,
- o Oversee preparation and implementation of Incident Demobilization Plan,
- p Incorporate plans, (e g , Traffic, Medical, Communications, Site Safety) into the IAP, and
- q Maintain Unit/Activity Log (ICS Form 214)

RESOURCE UNIT LEADER (RESL) – The Resource Unit Leader is responsible for maintaining the status of all assigned resources (primary and support) at an incident. This is achieved by overseeing the check-in of all resources, maintaining a status-keeping system indicating current location and status of all resources, and maintaining a master list of all resources (e g , key supervisory personnel, primary and support resources). The major responsibilities of the RESL are

- a Review Unit Leader Responsibilities (Page 3-3),
- b Establish check-in function at incident locations and provide identification cards,
- c Prepare Organization Assignment List (ICS Form 203) and Organization Chart (ICS Form 207),
- d Prepare appropriate parts of Division Assignment Lists (ICS Form 204),

- e Maintain and post the current status and location of all resources,
- f Maintain master roster of all resources checked in at the incident,
- g A Check-in/Status Recorder reports to the RESL and assists with the accounting of all incident assigned resources,
- h Work with OPS to complete Operational Planning Worksheet (ICS Form 215),
- i Attend Planning and Tactics meeting if invited,
- j Provide personnel information to Situation Unit Leader (SITL) for completion of Incident Status Summary (ICS Form 209),
- k Work with the Logistics Section Chief (LSC) to determine resources ordered,
- l Collect important documentation for and aid Planning Section Chief in the preparation of the IAP as required, and
- m Maintain Unit/Activity Log (ICS Form 214)

CHECK-IN/STATUS RECORDER (SCKN) – Check-in/Status Recorders are needed at each check-in location to ensure that all resources assigned to an incident are accounted. The major responsibilities of the Check-in/Status Recorder are

- a Review Common Responsibilities (Page 3-1),
- b Obtain required work materials, including Check-in Lists (ICS Form 211), Resource Status Cards (ICS Form 219), and status display boards or T-card racks,

- c Post signs to ensure arriving resources can easily find incident check-in location(s),
- d Record check-in information on Check-in Lists (ICS Form 211),
- e Transmit check-in information to the Resources, Communications, and Ground Support Units on a regular pre-arranged schedule or as needed,
- f Forward completed Check-in Lists (ICS Form 211) and Status Change Cards (ICS Form 210) to the Resource Unit,
- g Receive, record, and maintain resource status information on Resource Status Cards (ICS Form 219) for incident-assigned single resources, Strike Teams, Task Forces, and overhead personnel,
- h Maintain files of Check-in Lists (ICS Form 211), and
- i Maintain Unit/Activity Log (ICS Form 214)

SITUATION UNIT LEADER (SITL) – The SITL reports to the PSC and supervises Field Observers, Data Management Specialists, GIS Specialists, Display Processors, and other Technical Specialists (e.g. Weather Observers, Report Writer)

The SITL is responsible for collecting, processing, organizing, displaying, and disseminating all incident information. The major responsibilities of the SITL are:

- a Review Unit Leader Responsibilities (Page 3-3),
- b Collect, compile, and manage overall incident data, establish data quality objectives, implement the QA/QC process for incident data,

- c Prepare the Incident Status Summary Form (ICS Form 209)/Situation Report (SitRep),
- d Prepare, display, and disseminate resource and situation status information as required, including special requests,
- e Prepare other reports (e g periodic predictions, closeout reports, status reports),
- f Provide photographic services and maps;
- g Acquire, distribute, and provide analysis of weather forecasts,
- h Report procedures and schedules for field operations,
- i Provide overflight maps and trajectory analysis,
- j Provide weather, tidal/flow and current information,
- k Coordinate with the Environmental Unit, if activated, regarding monitoring, analytical, and environmental data, and
- l Maintain Unit/Activity Log (ICS Form 214)

FIELD OBSERVER (FOBS) – The FOBS reports to the SITL and is responsible for observing the overall response and providing information to the SITL. The major responsibilities of the FOBS are

- a Review Common Responsibilities (Page 3-1),
- b Take photos, ground truth maps, and coordinate positions,
- c Verify response asset location, road conditions, and access routes,
- d Report information to the SITL by established procedure,

- e Report immediately any condition observed that may cause danger and a safety hazard to personnel, and
- f Maintain Unit/Activity Log (ICS Form 214)

DATA MANAGEMENT SPECIALIST (DMTS) – The DMTS reports to the SITL and coordinates with the Environmental Unit, GIS and IT Specialists. The DMTS also coordinates with Logistics for hardware issues. The DMTS is responsible for the management and administration of the incident database. The major responsibilities of the DMTS are

- a Review Common Responsibilities (Page 3-1),
- b Create, maintain, and update the incident database,
- c Implement database security controls and quality assurance,
- d Coordinate with the Environmental Unit to develop data collection standards and methods according to the Data Quality Objectives (DQO),
- e Provide appropriate information for situational reporting (e.g. SitRep, IAP), and
- f Maintain Unit/Activity Log (ICS Form 214)

GEOGRAPHIC INFORMATION SYSTEM (GIS) SPECIALIST – The GIS Specialist reports to the SITL and is responsible for gathering and compiling updated information and providing various map products to the incident. The major responsibilities of the GIS Specialist are

- a Review Common Responsibilities (Page 3-1),

- b Participate in planning meetings as required,
- c Gather, compile, and fulfill map requests as prioritized by the SITL,
- d Provide status reports to appropriate requesters,
- e Manage and catalog archival maps and data, and
- f Maintain Unit/Activity Log (ICS Form 214)

DISPLAY PROCESSOR (DPRO) – The DPRO reports to the SITL and coordinates with GIS and Data Management Specialists. The DPRO is responsible for the display of incident status information. The major responsibilities of the DPRO are

- a Review Common Responsibilities (Page 3-1),
- b Create, maintain, and update incident displays (e.g. electronic and wall displays),
- c Provide appropriate information for the IAP,
- d Develop briefing materials (e.g., presentations), and
- e Maintain Unit/Activity Log (ICS Form 214)

DOCUMENTATION UNIT LEADER (DOCL) – The DOCL is responsible for the maintenance of accurate, up-to-date incident files. Examples of incident documentation include IAP, incident reports, communication logs, injury claims, and situation status reports. This unit shall ensure each section is maintaining and providing appropriate documents. The Documentation Unit will provide duplication and copying services for all other sections. The Documentation Unit will store incident files for legal, analytical, and historical purposes. The major responsibilities of the Documentation Unit Leader are

- a Review Unit Leader Responsibilities (Page 3-3),
- b Set up work area, begin organization of incident files,
- c Establish duplication service, respond to requests,
- d File all official forms and reports;
- e Review records for accuracy and completeness, inform appropriate units of errors or omissions,
- f Provide incident documentation as requested,
- g Store files for post-incident use, and
- h Maintain Unit/Activity Log (ICS Form 214)

DEMOBILIZATION UNIT LEADER (DMOB) – The DMOB is responsible for developing the Incident Demobilization Plan. The major responsibilities of the DMOB are

- a Review Unit Leader Responsibilities (Page 3-3),
- b Participate in planning meetings as required,
- c Review incident resource records to determine the likely size and extent of demobilization effort,
- d Based on the above analysis, add additional personnel, work space, and supplies as needed,
- e Coordinate demobilization with Agency Representatives,
- f Identify surplus resources and probable release time,
- g Develop incident check-out function for all units,
- h Evaluate logistics and transportation capabilities to support demobilization when directed,
- i Establish communications with off-incident facilities, as necessary,

- j Develop an Incident Demobilization Plan detailing specific responsibilities and release priorities and procedures,
- k Prepare appropriate directories (e g , maps, instructions) for inclusion in the demobilization plan,
- l Distribute demobilization plan (on and off-site),
- m Provide status reports to appropriate requestors,
- n Ensure that all Sections/Units understand their specific demobilization responsibilities,
- o Supervise execution of the Incident Demobilization Plan,
- p Brief the PSC on demobilization progress, and
- q Maintain Unit/Activity Log (ICS Form 214)

TECHNICAL SPECIALISTS

Certain incidents or events may require the use of Technical Specialists who have specialized knowledge and expertise. Technical Specialists may function within the Planning Section, or be assigned wherever their services are required. The following are examples of Technical Specialists.

WEATHER OBSERVER – The Weather Observer is responsible for collecting current incident weather information and providing the information to an assigned meteorologist or the SITL. The major responsibilities of the Weather Observer are:

- a Review Common Responsibilities (Page 3-1),

- b Determine
 - Nature and location of work assignments
 - Weather data collection methods to be used
 - Priorities for collection
 - Specific types of information required
 - Frequency of reports
 - Method of reporting
 - Source of equipment
- c Obtain weather data collection equipment,
- d Obtain appropriate transportation to collection site(s),
- e Record and report weather observations at assigned locations on schedule,
- f Turn in equipment at completion of assignment,
- g Demobilize according to Incident Demobilization Plan,
- h Support special requirements for development of incident maps, and
- i Maintain Unit/Activity Log (ICS Form 214)

PUBLIC HEALTH TECHNICAL SPECIALIST – Public Health Technical Specialists may be needed to provide public health/worker health and safety technical knowledge and expertise in events involving oil, hazardous substance/materials, radiation, or health and medical issues. Personnel from the Department of Health and Human Services' Centers for Disease Control and Prevention can provide technical assistance in the following areas:

- Human health threat assessment
- Environmental health threat assessment
- Exposure prevention
- Worker health and safety
- Toxicology and health physics
- Epidemiology
- Public health communications

LEGAL SPECIALIST – The Legal Specialist will act in an advisory capacity

- a Review Common Responsibilities (Page 3-1),
- b Participate in planning meetings, if requested,
- c Advise on legal issues relating to the use of response technologies, permitting, and strategies,
- d Advise on legal issues relating to Natural Resource Damage Assessment and Restoration (NRDAR),
- e Advise on legal issues relating to investigations,
- f Advise on legal issues relating to finance and claims,
- g Advise on legal issues relating to response, and
- h Maintain Unit/Activity Log (ICS Form 214)

DOCUMENTATION SPECIALIST – The Documentation Specialist will act in an advisory capacity to the Incident Commander/Unified Command (IC/UC) This position can be established when the normal incident/event documentation requirements exceed the capability of the Documentation Unit Leader and/or the complexity of the incident/event dictates the need for more experienced

oversight of the documentation process. The Documentation Specialist should perform the following functions:

- a. Review Common Responsibilities (Page 3-1),
- b. Conduct an overall incident assessment to determine if documentation efforts will be satisfactory to meet incident/event requirements,
- c. Advise the Incident Commander on the adequacy of the incident/event documentation efforts and suggest improvements,
- d. Advise the Documentation Unit Leader on the development of a single, central, comprehensive incident/event archive,
- e. Coordinate an effective documentation system to support demobilization efforts and ensure all lingering documentation is captured by the system, and
- f. Maintain Unit/Activity Log (ICS Form 214)

CHAPTER 10

ENVIRONMENTAL UNIT

ENVIRONMENTAL UNIT LEADER (ENVL) – The ENVL is responsible for environmental matters associated with the response, including strategic assessment, modeling, and environmental monitoring and permitting. The ENVL prepares environmental data for the Situation Unit. Technical Specialists frequently assigned to the Environmental Unit may include the Scientific Support Coordinator and the Sampling, Response Technologies, Weather Forecast, Resources at Risk, Cleanup Assessment, Historical/Cultural Resources, and Disposal Technical Specialists. The Environmental Unit Leader's tasks are

- a Review Common Responsibilities (Page 3-1),
- b Review Unit Leader Responsibilities (Page 3-3),
- c Obtain a briefing and special instructions from the Planning Section Chief,
- d In consultation with the Planning Section Chief, designate the functional positions and responsibilities. The Environmental Unit Leader assigns a position team leader to each functional position,
- e Participate in Planning Section meetings,
- f Identify sensitive areas and recommend response priorities,
- g Consult with natural resource trustees and provide input on wildlife protection strategies (e.g.,

- removing oiled carcasses, preemptive capture, hazing, and/or capture and treatment),
- h Based on the available data, determine the extent, fate, and effects of contamination, where data gaps exist, plan for additional sampling or an appropriate action,
- i Monitor the environmental consequences of cleanup actions;
- j Develop shoreline cleanup and assessment plans. Identify the need for, and prepare any special advisories or orders in coordination with the Public Information Officer (PIO),
- k Identify the need for, and obtain, permits, consultations, and other authorizations including Endangered Species Act (ESA) provisions,
- l Following consultation with the Historical/Cultural Resources Technical Specialist identify and develop plans for protection of affected historical/cultural resources,
- m Evaluate the appropriateness of various response technologies,
- n Assemble disposal plans, as requested by the IC and/or the Operations Section Chief,
- o Assemble a plan for collecting, transporting, and analyzing samples, as requested by the IC and or/Operations, and in close coordination with Operations,
- p Work with SITL to present data,

- q Perform short-term and long-term risk assessment as appropriate to determine action and cleanup levels,
- r Consult with state and local authorities and Federal regulations,
- s Ensure that quality assurance is fully integrated into the entire response,
- t Centrally manage data to ensure its availability to other Units,
- u Establish procedures to ensure integration of sampling data and analytical results,
- v Provide for oversight of data assessment and interpretation,
- w Identify needs for special technical equipment and request equipment through appropriate acquisition and ordering mechanism,
- x Provide summary reports in coordination with the PIO, EPA Office of Research and Development (ORD), and other inquiries as approved by the Incident Commander or the Planning Section Chief,
- y Summarize data for public health reports;
- z Recommend benchmarks/criteria,
- aa Secure GIS products from Situation Unit,
- bb Request standardized analytical data format, unique station and sample identifier,
- cc Coordinate with the Homeland Security Laboratory Research Program (HSLRP) for analytical requirements due to a terrorist incident, national

threat events associated with WMDs, or another INS

- dd If both an Environmental Unit and a Federal Radiological Monitoring and Assessment Center (FRMAC) are established for a radiological/nuclear incident, coordinate closely with the FRMAC,
- ee As required, work with Headquarters and regional Environmental Units if established, and
- ff Maintain daily, weekly, monthly and response Unit/Activity Log (ICS Form 214)

ASSISTANT ENVIRONMENTAL UNIT LEADER

- a Review Common Responsibilities (Page 3-1),
- b Review Unit Leader Responsibilities (Page 3-3),
- c Ensure that quality assurance is fully integrated into the entire response,
- d Establish procedures to ensure integration of sampling data and analytical results,
- e Provide oversight of data assessment and interpretation,
- f Arrange for use of special equipment (e g , GPS equipment, boats, and helicopters),
- g In coordination with the Liaison Officer (LNO) and PIO, develop responses to Freedom of Information Act (FOIA) requests and Congressional Inquiries that focus on environmental and science issues connected to the response,
- h Provide summary reports for the IC, PIO, ORD, and other inquiries,
- i Summarize data for public health reports;

- j Approve benchmarks/criteria,
- k Secure GIS products from Situation Unit,
- l Request standardized analytical data format, unique station and sample identifier, and
- m Maintain Unit/Activity Log (ICS Form 214)

ANALYTICAL COORDINATOR (In some responses this could be incorporated into the Operations Section)

- a Review Common Responsibilities (Page 3-1),
- b Schedule all environmental sample analyses, utilizing EPA and other Federal, academic, and private laboratories as necessary,
- c Coordinate with regional representatives for the Environmental Laboratory Response Network (eLRN),
- d Ensure laboratories have capabilities to meet data delivery requirements of SCRIBE and Staged Electronic Data Deliverable (SEDD),
- e Maintain lists of laboratory contacts available to assist with analyses of environmental samples during an emergency. Arrange for procurement of contract analytical resources, as necessary, including coordination with Superfund Technical Assessment and Response Team (START) on laboratory issues when START is prime contractor,
- f Ensure maintenance of chain of custody for samples and data throughout project,
- g Receive all analytical data regardless of laboratory. Data will be checked for completeness and appropriate level of validation before submittal to

the Quality Assurance Coordinator (QAC) for QA review. Ensure analysis of samples by requested methods and delivery of data in requested format (hard copy and electronic copy as appropriate),

- h Receive all monitoring data (including field measurements, continuous instrument data, and laboratory reports) from Situation Unit whether the monitoring was conducted by EPA field or laboratory personnel or others,
- i In cooperation with the QAC, ensure that all monitoring data are reviewed for usability,
- j Approve and provide the Incident/Unified Command and all Environmental Unit Teams with electronic and paper analytical reports. The original is provided to Situation Unit,
- k Provide Sampling and Monitoring Plans as requested, and review and approve of the procedures developed by Operations;
- l Oversee Sample Planning Team to provide Sampling and Monitoring Plans as requested, and review and approve procedures developed by the Operations Section. Report the plans and procedures to the Incident/Unified Command staff;
- m Ensure adequate download of all data to proper databases;
- n Ensure security and archival of all data, and
- o Maintain Unit/Activity Log (ICS Form 214)

QUALITY ASSURANCE COORDINATOR

- a Review Common Responsibilities (Page 3-1),

- b Review and approve all quality assurance project plans and standard operating procedures (SOPs) Provide guidance, as necessary,
- c Supervise QA review of all analytical data,
- d Advise Unit Leaders, Division/Group Supervisors and the Incident/Unified Command on quality assurance issues and limitations on the use of data,
- e Mediate and resolve quality assurance issues with outside laboratories and outside sampling teams, including START or similar contractors on laboratory issues,
- f Provide means for third party full data validation analyses, as appropriate,
- g Review third party data validation reports, as appropriate, and
- h Maintain Unit/Activity Log (ICS Form 214)

LABORATORY COORDINATOR

- a Review Common Responsibilities (Page 3-1),
- b Provide outreach to available laboratory resources,
- c Coordinate with the regional representative for the eLRN and assist in brokering laboratory resources,
- d Set priorities for laboratory analysis,
- e Coordinate Lab resources with other agencies and organizations,
- f Work with available Lab resources to facilitate sample processing (e g , data formatting, sample transportation issues, chain of custody),

- g Assist in identifying Lab resources, both fixed and mobile to meet needs of the incident; and
- h Maintain Unit/Activity Log (ICS Form 214)

SAMPLING AND MONITORING PLAN COORDINATOR

- a Review Common Responsibilities (Page 3-1),
- b Develop and review Sampling Plans for all phases of the incident as requested by the IC and/or Operations Section Chief,
- c Initial sampling procedures,
- d Initial Sampling Plan,
- e Quality Assurance Project Plan (QAPP),
- f Design long term monitoring plans, if required by the incident,
- g Ensure that sampling teams are trained in use of SCRIBE and use it during sampling activities, and
- h Maintain Unit/Activity Log (ICS Form 214)

MODELING ANALYSIS COORDINATOR

- a Review Common Responsibilities (Page 3-1),
- b Provide expertise in air dispersion plume modeling,
- c Provide expertise in environmental statistical sampling models,
- d Provide expertise in developing oil spill trajectories,
- e Provide expertise in groundwater and vadose zone modeling,
- f Report the findings through the Environmental Unit Leader and Planning Section Unit Leader to the

Incident Commander and the Incident Management Team, and

- g Maintain Unit/Activity Log (ICS Form 214)

DATA ASSESSMENT AND INTERPRETATION COORDINATOR

- a Review Common Responsibilities (Page 3-1),
- b Assemble assessment team(s) with technical expertise appropriate to the project (fate & transport, risk assessment, etc),
- c Provide preliminary assessments of environmental data regarding implications to human health and the environment,
- d Compare environmental data to appropriate benchmarks and background data,
- e Consult with experts in other agencies and outside of government when appropriate,
- f Assist the Incident/Unified Command in interpreting environmental data, noting areas where data gaps exist,
- g Prepare data for internal use and for public consumption, and
- h Maintain Unit/Activity Log (ICS Form 214)

DATA ASSESSMENT INTERPRETER

- a Review Common Responsibilities (Page 3-1),
- b Provide the Incident/Unified Command via the Assistant ENVL with industry appropriate Federal, state or local benchmarks/criteria for approval,

- c Inform all Environmental Unit Teams of any corrections to analytical data,
- d Provide interpretive discussion of data based upon comparison with benchmarks, standards, or appropriate background levels,
- b Consult with appropriate regional and national experts, as necessary,
- c Provide the Incident/Unified Command with electronic and paper data assessment reports. The original is provided to the Situation Unit, and
- d Maintain Unit/Activity Log (ICS Form 214)

ECOLOGICAL ASSESSMENT COORDINATOR

- a Review Common Responsibilities (Page 3-1),
- b Evaluate the affects of hazardous substances on fish and wildlife,
- c Provide Resources at Risk information to Incident/Unified Command,
- d Determine the potential mitigation measures to protect fish and wildlife,
- b Provide expertise in ecological risk assessment,
- c Provide technical assistance and develop response to Endangered Species Act consultation process,
- d Provide technical assistance and response to Historical/Cultural Resource issues,
- e Addresses groundwater, surface water, air and other related media issues, and
- f Maintain Unit/Activity Log (ICS Form 214)

HEALTH ASSESSMENT COORDINATOR

- a Review Common Responsibilities (Page 3-1),
- b Coordinate human health risk assessments and consultations (e g , ATSDR Superfund Public Health Risk Assessment Program),
- c Provide assistance in communicating health risk information to the public,
- d Liaise with Public Health officials and coordinate release of health bulletins and other outreach through the Public Information Officer, and
- e Maintain Unit/Activity Log (ICS Form 214)

RESPONSE TECHNOLOGY SPECIALISTS – There may be other technical specialists needed to address specific hazards (e g , radiological threats) Examples of these specialists follow However, additional detail may be found in applicable Incident Management Handbook (IMH) chapters

Oil Spill Technologies Specialist(s)

- a Review Common Responsibilities (Page 3-1),
- b Identify suitable response technologies that may be considered for use to mitigate the environmental threat or impact,
- c Provide recommendations to Incident/Unified Command,
- d Provide expertise for the implementation and use of the Selection Guide to Applied Oil Spill Technologies, and
- e Maintain Unit/Activity Log (ICS Form 214)

Weapons of Mass Destruction Specialist(s)

- a Review Common Responsibilities (Page 3-1),
- b Maintain an information database on chemical and biological agents,
- c , Coordinate with other agencies and organizations (e g , EPA ORD, HHS/CDC/ATSDR, Army's Medical Research and Infectious Disease Unit, Marine Corps Chemical Biological Response Force, Soldiers Biological and Chemical Command), and
- d Maintain Unit/Activity Log (ICS Form 214)

Radiological Technical Specialist

- a Review Common Responsibilities (Page 3-1),
- b Coordinate use of radiation monitoring equipment,
- c Assess radiation hazards,
- d Recommend mitigation measures for radiation hazards;
- e Assist in generating plans for packaging, transportation and disposal of radioactive waste,
- f Coordinate with other agencies, organizations and laboratories (e g , ORIA, DOE, NRC),
- g Evaluate cleanup action levels and goals, and
- h Maintain Unit/Activity Log (ICS Form 214)

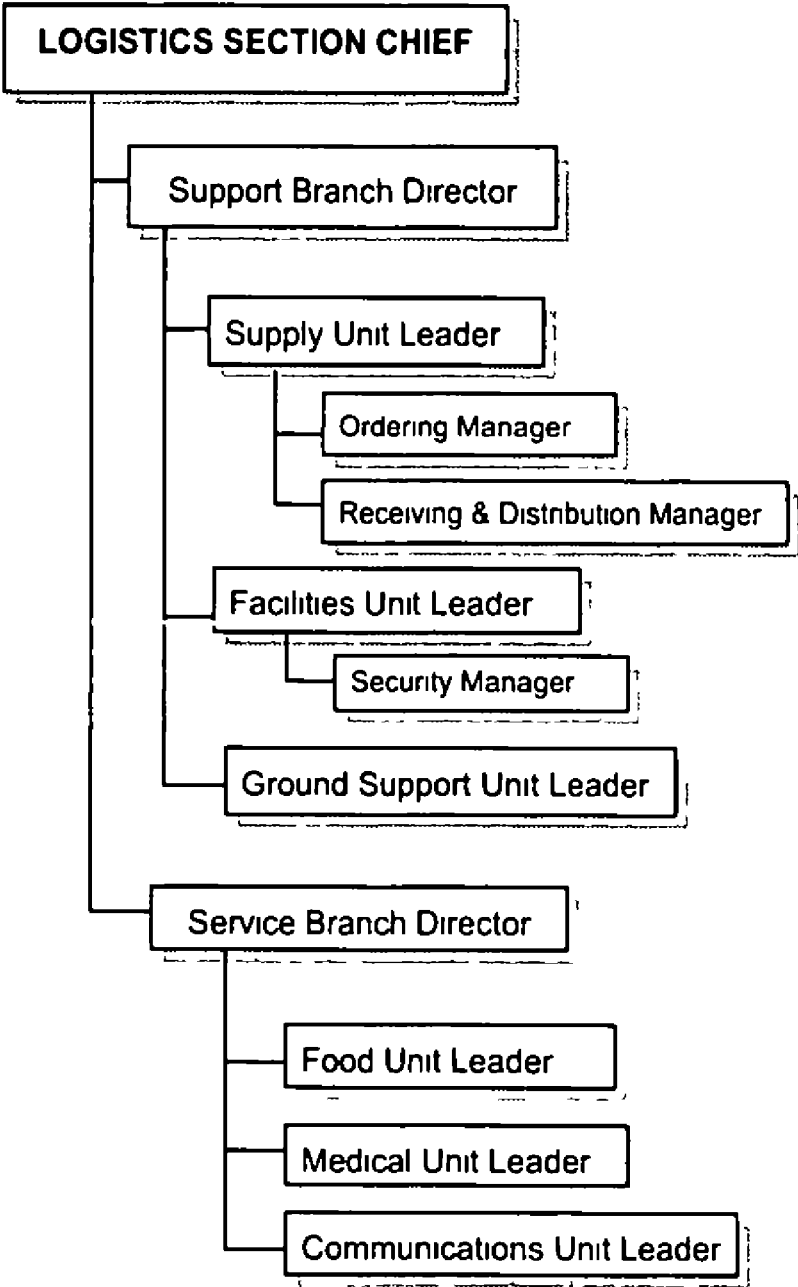
The Environmental Unit should include functional positions involved with planning emergency removal and remedial cleanup activities. Many of these planning tasks can be grouped together in one position. Agency emergency response and cleanup contractor personnel may provide

SEPTEMBER 2007

position team leaders and staff for many of these planning functions

CHAPTER 11

LOGISTICS SECTION



LOGISTICS SECTION CHIEF (LSC) – The LSC, a member of the General Staff, is responsible for providing facilities, services, and material in support of the incident response. The LSC participates in developing and implementing the Incident Action Plan (IAP), and activates and supervises Branches and Units within the Logistics Section. The major responsibilities of the LSC are

- a Review Common Responsibilities (Page 3-1),
- b Plan the organization of Logistics Section,
- c Assign work locations and preliminary work tasks to Section personnel,
- d Notify Resource Unit of activated Logistics Section Units, including names and locations of assigned personnel,
- e Assemble and brief Logistics Branch Directors and Unit Leaders,
- f Participate in IAP preparation,
- g Identify service and support requirements for planned and expected operations,
- h Provide input to, and review, Communications Plan, Medical Plan, and Traffic Plan,
- i Coordinate and process requests for additional resources,
- j Review IAP and estimate Section needs for next operational period,
- k Advise on current service and support capabilities,
- l Prepare service and support elements of the IAP;
- m Estimate future service and support requirements,
- n Provide input to Demobilization Plan as required by

- Planning Section,
- o Recommend release of Unit resources in conformance with Demobilization Plan,
- p Ensure general welfare and safety of Logistics Section personnel, and
- q Maintain Unit/Activity Log (ICS Form 214)

SUPPORT BRANCH DIRECTOR (SUBD) – The SUBD, when activated, is under the direction of the LSC, and is responsible for developing and implementing logistics plans in support of the IAP, including providing personnel, equipment, facilities, and supplies to support incident operations. The SUBD supervises the operation of the Supply, Facilities, and Ground Support. The major responsibilities of the SUBD are

- a Review Branch Director Responsibilities (Page 8-9),
- b Obtain work materials,
- c Identify Support Branch personnel dispatched to the incident,
- d Determine initial support operations in coordination with LSC and SVBD,
- e Prepare initial organization and assignments for support operations,
- f Determine logistical resource needs and coordinate with Operations and Resource Unit,
- g Maintain surveillance of assigned unit work progress and inform LSC of activities,
- h Resolve problems associated with requests from Operations Section,
- i Support LSC in management of service and

support contracts such as Blanket Purchase Agreements (BPAs), and

- j Maintain Unit/Activity Log (ICS Form 214)

SUPPLY UNIT LEADER (SPUL) – The SPUL is primarily responsible for ordering personnel, equipment, and supplies, receiving and storing all supplies for the incident, maintaining an inventory of supplies, and servicing non-expendable supplies and equipment. The major responsibilities of the SPUL are

- a Review Unit Leader Responsibilities (Page 3-3),
- b Obtain a briefing from the SUBD or LSC,
- c Participate in Logistics Section/Support Branch planning activities,
- d Provide supplies to Planning, Logistics, and Finance Sections,
- e Determine the type and amount of supplies en route,
- f Arrange for receiving ordered supplies,
- g Review IAP for information on operations of the Supply Unit;
- h Develop and implement safety and security requirements,
- i Order, receive, distribute, and store supplies and equipment, and coordinate contracts and resource orders with the Finance Section,
- j Receive and respond to requests (e.g., via ICS Form 215) for personnel, supplies, and equipment,
- k Maintain inventory of supplies and equipment,
- l Coordinate service of reusable equipment,

- m Submit reports to the SUBD,
- n Support LSC in management of service and support contracts such as BPAs, and
- o Maintain Unit/Activity Log (ICS Form 214)

ORDERING MANAGER (ORDM) – The ORDM is responsible for placing all orders for supplies and equipment for the incident. The ORDM reports to the SPUL. The major responsibilities of the ORDM are:

- a Review Common Responsibilities (Page 3-1),
- b Obtain necessary agency order forms,
- c Establish ordering procedures,
- d Determine name and telephone numbers of agency personnel who are receiving orders,
- e Set up a filing system,
- f Obtain names of incident personnel who have ordering authority,
- g Check on what has already been ordered,
- h Ensure order forms are filled out correctly,
- i Place orders expeditiously,
- j Consolidate orders when possible,
- k Identify times and locations for delivery of supplies and equipment,
- l Keep Receiving and Distribution Manager informed of orders placed,
- m Submit all ordering documents to Documentation Unit through SPUL before demobilization, Support LSC in management of service and support contracts such as BPAs, and

- n Maintain Unit/Activity Log (ICS Form 214)

RECEIVING AND DISTRIBUTION MANAGER (RCDM) –

The RCDM is responsible for receiving and distributing all supplies and equipment (other than primary resources) and the servicing and repairing tools and equipment. The RCDM reports to the SPUL and has the following responsibilities

- a Review Common Responsibilities (Page 3-1),
- b Order required personnel to operate supply area,
- c Organize physical layout of the supply area,
- d Establish procedures for operating supply area,
- e Set up filing system for receiving and distributing supplies and equipment,
- f Maintain inventory of supplies and equipment,
- g Develop security requirement for supply area,
- h Submit reports to SPUL,
- i Notify ORDM of supplies and equipment received,
- j Provide necessary supply records to SPUL,
Support LSC in management of service and support contracts such as BPAs, and
- k Maintain Unit/Activity Log (ICS Form 214)

FACILITIES UNIT LEADER (FACL) – The FACL is primarily responsible for the layout and activation of incident facilities (e.g., Base, Camp(s) and Incident Command Post). The Facilities Unit provides sleeping and sanitation facilities for incident personnel and manages base and camp operations. Each facility (base or camp) is assigned a manager who reports to the FACL and is

responsible for managing the operation of the facility. The basic functions or activities of the Base and Camp Manager are to provide security service and general maintenance. The FACL reports to the SUBD. The major responsibilities of the FACL are

- a Review Unit Leader Responsibilities (Page 3-3),
- b Obtain briefing from the SUBD or LSC,
- c Receive a copy of IAP,
- d Participate in Logistics Section/Support Branch planning activities,
- e Determine requirements for each planned facility,
- f Determine requirements for the Incident Command Post (ICP),
- g Prepare layouts of incident facilities,
- h Notify Unit Leaders of facility layout,
- i Activate incident facilities,
- j Provide Base and Camp Managers,
- k Obtain personnel to operate facilities,
- l Provide sleeping facilities,
- m Provide security services,
- n Provide facility maintenance services (e.g., sanitation, lighting, and cleanup),
- o Mobilize and demobilize base and camp facilities,
- p Maintain Facilities Unit records, Support LSC in management of service and support contracts such as BPAs, and
- q Maintain Unit/Activity Log (ICS Form 214)

SECURITY MANAGER (SECM) – The SECM is responsible for providing safeguards needed to protect personnel and property from loss or damage. The major responsibilities of the SECM are

- a Review Common Responsibilities (Page 3-1),
- b Establish contacts with local law enforcement agencies, as required,
- c Contact Agency Representatives to discuss any special custodial requirements that may affect operations,
- d Request required personnel support to accomplish work assignments,
- e Ensure that support personnel are qualified to manage security problems,
- f Develop Security Plan for incident facilities,
- g Adjust Security Plan for personnel and equipment changes and releases,
- h Coordinate security activities with appropriate incident personnel,
- i Document all complaints and suspicious occurrences,
- j Support LSC in management of service and support contracts such as BPAs, and
- k Maintain Unit/Activity Log (ICS Form 214)

GROUND SUPPORT UNIT LEADER (GSUL) – The GSUL is primarily responsible for coordinating transportation of personnel, supplies, food, and equipment on land, fueling, servicing, maintaining and repairing vehicles and other ground support equipment, implementing the Incident

Traffic Plan, and supporting out-of-service resources. The major responsibilities of the GSUL are

- a Review Unit Leader Responsibilities (Page 3-3),
- b Obtain briefing from SUBD or LSC,
- c Participate in Support Branch/Logistics Section planning activities,
- d Coordinate development of the Incident Traffic Plan with the Planning Section,
- e Support out-of-service resources,
- f Notify Resource Unit of all status changes on support and transportation vehicles,
- g Arrange for fueling, maintenance, and repair of ground transportation resources,
- h Maintain inventory of support and transportation vehicles (ICS Form 218),
- i Coordinate transportation services,
- j Maintain usage information on rented equipment,
- k Requisition maintenance and repair supplies (e.g., fuel, spare parts),
- l Coordinate road work for site access,
- m Submit reports to SUBD, as directed,
- n Support LSC in management of service and support contracts such as BPAs, and
- o Maintain Unit/Activity Log (ICS Form 214)

SERVICE BRANCH DIRECTOR (SVBD) – The SVBD, when activated, is under the supervision of the LSC, and is responsible for managing all service activities at the incident. The Branch Director supervises the operations of

the Communications, Medical, and Food Units The major responsibilities of the SVBD are

- a Review Branch Director Responsibilities (Page 8-9),
- b Obtain working materials,
- c Determine level of service required to support operations,
- d Confirm dispatch of Branch personnel,
- e Participate in planning meetings of Logistics Section personnel,
- f Review IAP,
- g Coordinate activities of Service Branch Units,
- h Inform LSC of activities,
- i Resolve Service Branch problems,
- j Support LSC in management of service and support contracts such as BPAs, and
- k Maintain Unit/Activity Log (ICS Form 214)

FOOD UNIT LEADER (FDUL) – The FDUL is responsible for supplying the food needs for the entire incident, including all remote locations (e g , Staging Areas) as well as providing food for personnel unable to leave tactical field assignments The major responsibilities of the FDUL are

- a Review Unit Leader Responsibilities (Page 3-3),
- b Obtain briefing from SVBD or LSC,
- c Determine location of working assignment, and number and location of personnel to be fed,
- d Determine method of feeding to best fit each situation,

- e Obtain necessary equipment and supplies to operate food service facilities,
- f Set up Food Unit equipment,
- g Prepare menus to ensure incident personnel receive well-balanced meals,
- h Ensure that sufficient potable water is available to meet all incident needs,
- i Ensure that all appropriate health and safety measures are taken,
- j Supervise caterers and other Food Unit personnel,
- k Keep inventory of food on hand and receive food orders;
- l Provide Supply Unit Leader food supply orders,
- m Support LSC in management of service and support contracts such as BPAs,
- n Be able to cater to special needs (e g , vegetarian and kosher meals), and
- o Maintain Unit/Activity Log (ICS Form 214)

MEDICAL UNIT LEADER (MEDL) – The MEDL, under the direction of the SVBD or LSC, is primarily responsible for developing the Medical Emergency Plan, obtaining medical aid and transportation for injured and ill incident personnel, and preparing reports and records. The Medical Unit may also assist Operations in supplying medical care and assistance to civilian casualties at the incident, but is not intended to provide medical services to the public. The major responsibilities of the MEDL are

- a Review Unit Leader Responsibilities (Page 3-3),
- b Obtain briefing from SVBD or LSC,

- c Participate in Logistics Section/Service Branch planning activities,
- d Determine level of emergency medical activities performed prior to activation of Medical Unit,
- e Activate Medical Unit,
- f Prepare the Medical Plan (ICS Form 206),
- g Prepare procedures for major medical emergency,
- h Declare major medical emergency, as appropriate,
- i Respond to requests for medical aid,
- j Respond to requests for medical transportation,
- k Respond to requests for medical supplies,
- l Prepare medical reports and submit, as directed,
- m Ensure close coordination with Safety Officer (SO),
- n Support LSC in management of service and support contracts such as BPAs, and
- o Maintain Unit/Activity Log (ICS Form 214)

COMMUNICATIONS UNIT LEADER (COML) – The COML, under the direction of the SVBD or LSC, is responsible for developing plans for the effective use of incident communications equipment and facilities, installing and testing communications equipment, supervising the Incident Communications Center, distributing communications equipment to incident personnel, and communications equipment maintenance and repair. The major responsibilities of the COML are

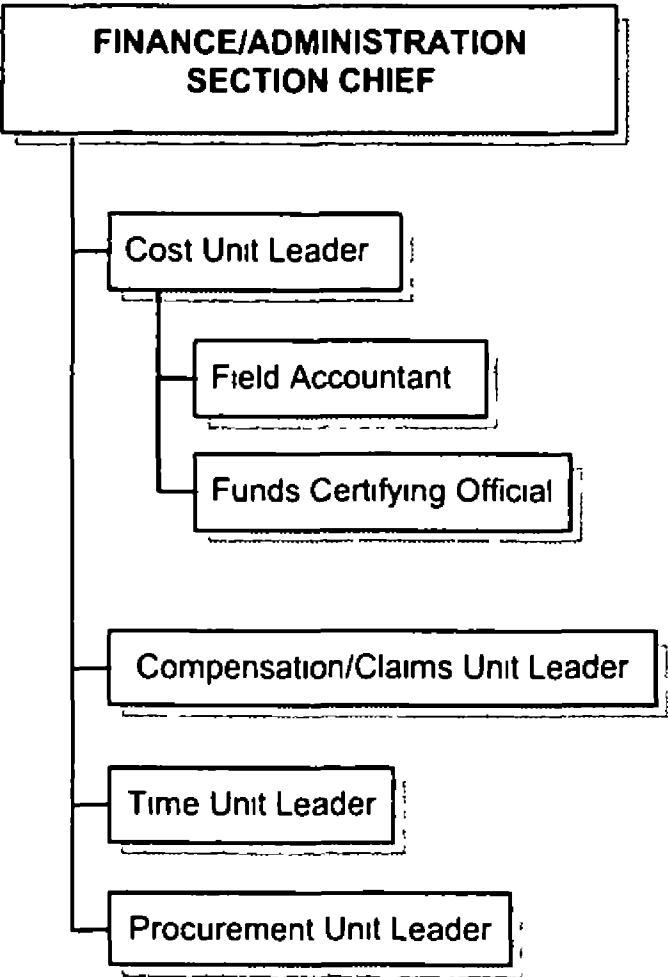
- a Review Unit Leader Responsibilities (Page 3-3),
- b Obtain briefing from SVBD or LSC,
- c Determine Unit personnel needs,

- d Advise on communications capabilities/limitations,
- e Prepare and implement the Incident Radio Communications Plan (ICS Form 205),
- f Ensure the communications systems are installed and established,
- g Set up telephone and public address systems,
- h Establish appropriate communications distribution/maintenance locations,
- i Ensure an equipment accountability system is established,
- j Ensure personal portable radio equipment from cache is distributed per radio plan,
- k As required, provide technical information on
 - Adequacy of communications systems currently in operation
 - Geographic limitation on communications systems
 - Equipment capabilities
 - Amount and types of equipment available
 - Anticipated problems in the use of communications equipment
- l Supervise Communications Unit activities,
- m Maintain records on all communications equipment, as appropriate,
- n Ensure equipment is tested and repaired,
- o Recover equipment from relieved or released units,
- p Support LSC in management of service and support contracts such as BPAs, and

q Maintain Unit/Activity Log (ICS Form 214)

CHAPTER 12

FINANCE/ADMINISTRATION SECTION



FINANCE/ADMINISTRATION SECTION CHIEF (FSC) –

The FSC, a member of the General Staff, is responsible for all financial and cost analysis aspects of the incident and for supervising members of the Finance/Administration Section. The major responsibilities of the FSC are

- a Review Common Responsibilities (Page 3-1),
- b Attend briefing with responsible agency to gather information,
- c Attend planning meetings to gather information on overall strategy,
- d Manage all financial aspects of an incident (e g , Mission Assignment Coordination, IAG Coordination – Funds In/Out),
- e Secure funding source according to appropriations and authorities,
- f Develop an operating plan for Finance/Administration function on incident,
- g Prepare work objectives for staff, brief staff, make assignments, and evaluate performance,
- h Inform members of the Unified Command and General Staff when Section is fully operational,
- i Meet with assisting and cooperating company/Agency Representatives, as required,
- j Provide input in all planning sessions on financial and cost analysis matters,
- k Maintain daily contact with agency(s) administrative headquarters on finance matters,
- l Ensure that all personnel time records are transmitted to home company/agency according to policy,

- m Participate in all demobilization planning,
- n Review all funding documents (e g , ICS Form 213, or other specific documents) initiated at the incident to ensure that they are properly prepared and completed,
- o Coordinate with the Funds Certifying Official (FUND)
- p Brief agency administration personnel on all incident related business management issues needing attention and follow-up prior to leaving incident,
- q Coordinate as needed on any claims/ compensation issues with affected staff in the region (e g , Safety Officer, Human Resources Officer),
- r Ensure that all Compensation-for-Injury and Claims documents are up to date and routed to the proper office,
- s Provide finance updates for the situation report,
- t Ensure Coordination with ESF representative at the Joint Field Office (JFO), and
- u Maintain Unit/Activity Log (ICS Form 214)

COST UNIT LEADER (COST) – The COST is responsible for collecting all cost data, performing cost-effectiveness analyses, and providing cost estimates and cost-saving recommendations for the incident. The major responsibilities of the COST are

- a Review Unit Leader Responsibilities (Page 3-3),

- b Obtain briefing from Finance/Administration Section Chief,
- c Coordinate with company/agency headquarters on cost-reporting procedures,
- d Obtain and record all cost data,
- e Prepare incident cost summaries,
- f Prepare resource-use cost estimates for Planning (e g , burn rate/forecast),
- g Make recommendations for cost-savings to FSC,
- h Maintain cumulative incident cost records,
- i Ensure that all cost documents are accurately prepared,
- j Complete all cost/financial logs/records prior to demobilization (e g , purchase card logs),
- k Provide reports to FSC, and
- l Maintain Unit/Activity Log (ICS Form 214)

FIELD ACCOUNTANT (FACC) – The FACC is responsible for providing contractor cost oversight, and site administrative and logistical support to the Incident Management Team (IMT) The major responsibilities of the FACC are

- a Obtain briefing from Cost Unit Leader,
- b Coordinate with Cost Unit on cost-reporting procedures,
- c Coordinate with FUND as needed,
- d Review documents for validity, budget, capacity, & ceiling limitations,
- e Establish site file & administrative record,

SEPTEMBER 2007

- f Review contractor daily cost reports (Form 1900 – 55),
- g Ensure all documents are accurately prepared,
- h Ensure all records are current or complete prior to demobilization,
- i Brief COSTS on current problems, recommendations, outstanding issues, and follow up requirements, and
- j Maintain Unit/Activity Log (ICS Form 214)

FUNDS CERTIFYING OFFICIAL (FUND) – The FUND is responsible for funding travel authorizations and procurements in support of the response. The major responsibilities of the FUND are

- a Obtain briefing from Cost Unit Leader,
- b Coordinate with Cost Unit on cost-reporting procedures,
- c Coordinate with RESL as needed,
- d Maintain incident cost records for travel funding if requested to do so by the region,
- e Ensure all documents are accurately prepared,
- f Ensure all records are current or complete prior to demobilization,
- g Brief COST on current problems, recommendations, outstanding issues, and follow up requirements, and
- h Maintain Unit/Activity Log (ICS Form 214)

COMPENSATION/CLAIMS UNIT LEADER (COMPS) – The COMPS is responsible for coordinating the processing

of all claims which require payment. The major responsibilities of COMPS are

- a Review Unit Leader Responsibilities (Page 3-3),
- b Obtain briefing from FSC,
- c Coordinate invoice payment with Procurement Unit Leader (PROC),
- d Coordinate with Cost Unit on cost-reporting procedures,
- e Coordinate coding of pay documents with Time Unit Leader,
- f Prepare incident claim summaries,
- g Provide for records security,
- h Ensure all records are current or complete prior to demobilization,
- i Brief FSC on current problems, recommendations, outstanding issues, and follow up requirements, and
- j Maintain Unit/Activity Log (ICS Form 214)

TIME UNIT LEADER (TIME) – The TIME is responsible for time records associated with equipment and personnel. The major responsibilities of the TIME are

- a Review Unit Leader Responsibilities (Page 3-3),
- b Obtain briefing from FSC,
- c Determine resource needs within the Unit,
- d Establish contact with all incoming personnel to verify or input accurate accounts for payroll and travel authorization,

- e Establish time and attendance reporting procedures for the incident,
- f For each operational period, initiate, gather, or update a time report (e.g. sign in/sign out sheets) from all applicable personnel assigned to the incident,
- g Collect all personnel charges associated with the response,
- h Ensure that daily personnel time recording documents are prepared in compliance with time reporting policies,
- i If appropriate, ensure that information from the daily sign-in logs are entered into Resource Cost Management System (RCMS),
- j Collect and distribute all time documents according to agency policy,
- k Submit personnel cost estimate data to Cost Unit, as required,
- l Provide for records security,
- m Ensure that all records are current or complete prior to demobilization,
- n Brief FSC on current problems, recommendations, outstanding issues, and follow-up requirements, and
- o Maintain Unit/Activity Log (ICS Form 214)

PROCUREMENT UNIT LEADER (PROC) – The PROC is responsible for administering all financial matters pertaining to contracts. The major responsibilities of the PROC are

- a Review Unit Leader Responsibilities (Page 3-3),
- b Obtain briefing from FSC,
- c Coordinate appropriate unit leaders on incident needs and any special procedures,
- d . Facilitate land use agreements, as needed,
- e Establish contracts with supply vendors, as required,
- f Interpret contracts/agreements and resolve claims or disputes within delegated authority,
- g Facilitate/coordinate invoice payment,
- h Finalize/close out all agreements and contracts,
- i Coordinate cost data in contracts with COST, and
- j Maintain Unit/Activity Log (ICS Form 214)

CHAPTER 13

UNIFIED COMMAND

While a single Incident Commander (IC) normally handles the command function, an Incident Command System (ICS) organization may be expanded into a Unified Command (UC). As a component of an ICS, the UC is a structure that brings together the "Incident Commanders" of all major organizations involved in the incident to coordinate an effective response, while at the same time carrying out their own jurisdictional responsibilities. The UC links the organizations responding to the incident and provides a forum for these agencies to make consensus decisions. Under the UC, the various jurisdictions and/or agencies and non-government responders may blend together throughout the organization to create an integrated response team.

The UC may be used whenever multiple jurisdictions are involved in a response effort. These jurisdictions could be represented by

- Geographic boundaries (e.g., two states, Indian tribal land),
- Governmental levels (e.g., Federal, state, local, tribal),
- Functional responsibilities (e.g., fire, oil spill, Emergency Medical Services (EMS)),
- Statutory responsibilities (e.g., Federal Land Managers, Responsible Party), or
- Some combination of the above

Actual UC make-up for a specific incident will be determined on a case-by-case basis taking into account (1) the specifics of the incident, (2) determinations outlined in existing response plans, or (3) decisions reached during the initial meeting of the UC. The makeup of the UC may change as an incident progresses, in order to account for changes in the situation.

To be effective, the number of personnel should be kept as small as possible. The UC is responsible for overall management of the incident, ICs retain the responsibilities listed in Chapter 7. A well-defined process requires the UC to set clear objectives to guide the on-scene response resources. The UC is not a “decision by committee.” The principals are there to command the response to an incident. Time is of the essence. The UC should develop synergy based on the significant capabilities that are brought by the various representatives. There should be personal acknowledgement of each representative’s unique capabilities, a shared understanding of the situation, and agreement on the common objectives. With the different perspectives on the UC comes the risk of disagreements, most of which can be resolved through the understanding of the underlying issues. Contentious issues may arise, but the UC framework provides a forum and a process to resolve problems and find solutions.

A cooperative attitude is essential. Nevertheless, situations may arise where consensus agreement may not be reachable. In such instances, the UC member representing the agency with primary jurisdiction over the issue would normally be deferred to for the final decision.

The bottom line is that UC has certain responsibilities as noted above. Failure to provide clear objectives for the next operational period means that the Command function has failed. While the UC structure is an excellent vehicle (and the only nationally recognized vehicle) for coordination, cooperation, and communication, the duly authorized representatives must make the system work successfully. A strong Command – a single IC or UC – is essential to an effective response.

Each UC member may assign Deputy Incident Commander(s) to assist in carrying out IC responsibilities. UC members may also be assigned individual legal and administrative support from their own organizations.

To be considered for inclusion as a UC representative, your organization must:

- Have jurisdictional authority or functional responsibility under a law or ordinance for the incident,
- Be significantly impacted by the incident or response operations, and
- Be specifically charged with commanding, coordinating or managing a major aspect of the response

Representatives to the UC should:

- Have the capability to sustain an appropriate time commitment to the incident,
- Have the authority to commit agency or company resources to the incident, and
- Have the authority to spend agency or company funds

UC representatives must be able to:

- Agree on common incident objectives and priorities,
- Agree on an incident response organization;
- Agree on which agency will take the lead as the Incident Commander (based on jurisdictional responsibilities) and the appropriate position assignments in General Staff to ensure clear direction for on-scene tactical resources,
- Commit to speak with “one voice” through the Public Information Officer (PIO) or Joint Information Center (JIC), if established,
- Agree on logistical support procedures, and
- Agree on cost-sharing procedures, as appropriate

It is important to note that participation in a UC occurs without any agency abdicating authority, responsibility, or accountability

What if your agency is not a part of the Unified Command? Here is how to ensure your organization’s concerns or issues are addressed:

- Serve as an agency or company representative,
- Provide input to your agency or company representative who has direct contact with the Liaison Officer (LNO),
- Provide stakeholder input to the LNO (for environmental, economic, or political issues), or
- Serve as a Technical Specialist in the Planning Section (reassigned, as appropriate)

SEPTEMBER 2007

For additional information on Unified Command, reference the National Response Team's ICS/UC Technical Assistance Document (TAD) at www.nrt.org

CHAPTER 14

AREA COMMAND

Area Command (AC) is an expansion of the incident command function primarily designed to manage a very large incident or area that has multiple incident management teams assigned. An AC can be established any time incidents are close enough that oversight direction is required among incident management teams to ensure conflicts do not arise.

The function of the AC is to develop broad objectives for the impacted area and coordinate the development of individual incident objectives and strategies. Additionally, the AC will set priorities for the use of critical resources allocated to the incidents assigned to the area.

The organization is normally small with personnel assigned to Command, Planning, Logistics, and Finance functions. Depending on the complexity of the interface between incidents, specialists in other areas such as aviation, environmental fate and transport, occupational and/or public health may also be assigned to the AC.

An Area Command should not be confused with the functions performed by a local or state Emergency Operations Center (EOC) or a Departmental/Agency Operations Center (DOC), such as an EPA Regional Emergency Operations Center (REOC). An Area Command oversees management and resource allocation of the incident(s), while an EOC/DOC coordinates support.

functions. When incidents do not have similar resource demands, they are usually handled separately and coordinated through an EOC. This organization does not supplant the Incident Commanders (ICs), but supports and provides strategic direction. Execution of tactical operations and coordination remains the responsibility of the on-scene incident command structure.

AREA COMMAND CONCEPT OF OPERATIONS

ACTIVATION CRITERIA – In most cases for situations which warrant an area command, it is likely that the impacted area would be subject to a multi-agency response and require a Unified Area Command. This decision is made jointly among appropriate jurisdictions and the Unified Area Command Post would be located in the vicinity of the impacted area. For establishment of a single-agency (EPA) Area Command, the EPA Regional Incident Coordinator (RIC) or Incident Commander (IC) can determine when an incident(s) is of such magnitude, complexity or operational intensity that it would benefit from the activation of an AC. Factors to consider when deciding to activate an AC include but are not limited to:

- Complex incident overwhelming regional assets,
- An incident that impacts more than one EPA region,
- An incident that crosses international borders, and
- More than one active incident where incidents are competing for the same resources or an incident spread over a wide geographic area

Activation Guidance When the decision is made to activate an AC, the following actions should occur

- An Area Commander is designated by the EPA RIC(s),
- Designated Area Commander and deputy will be delegated clear succession of command authority,
- If an incident(s) is multi-jurisdictional, the AC shall be established using Unified Command (UC) concepts and principles. When UC is established, representatives will typically consist of executives possessing the highest level of response authority as possible, and
- Determine appropriate location for the Area Command Post

Responsibilities AC has the overall responsibility for strategic management of the incident and will.

- a Review Common Responsibilities (Page 3-1),
- b Establish AC strategic objectives,
- c Establish overall response priorities,
- d Rank incidents in order of priority,
- e Identify and allocate critical resources based on incident needs,
- f Ensure that the incident(s) is properly managed,
- g Ensure that the on-scene incident(s) objectives are met,
- h Minimize conflict with supporting agencies/stakeholder and public concerns,
- i Coordinate acquisition of critical or specialized resources,

- j In the event that a Joint Field Office (JFO) is activated, coordinate acquisition of national assets to support the incident(s) between AC and the JFO, and
- k Maintain Unit/Activity Log (ICS Form 214)

The AC organization should be kept as small as possible. The size of the AC organization will be determined by the authorities and support requirements of the incident(s). Under normal circumstances, AC staffing will consist of the following positions:

- Area Commander(s) and Deputy,
- Liaison Officer (LNO),
- Public Information Officer (PIO),
- Intelligence Officer (INTO),
- Logistics Section Chief (LSC),
- Communication Unit Leader (COML),
- Facility Unit Leader (FACL),
- Planning Section Chief (PSC),
- Documentation Unit Leader (DOCL),
- Critical Resource Unit Leader (RESL),
- Situation Unit Leader (SITL), and
- Finance/Administration Section Chief (FSC)

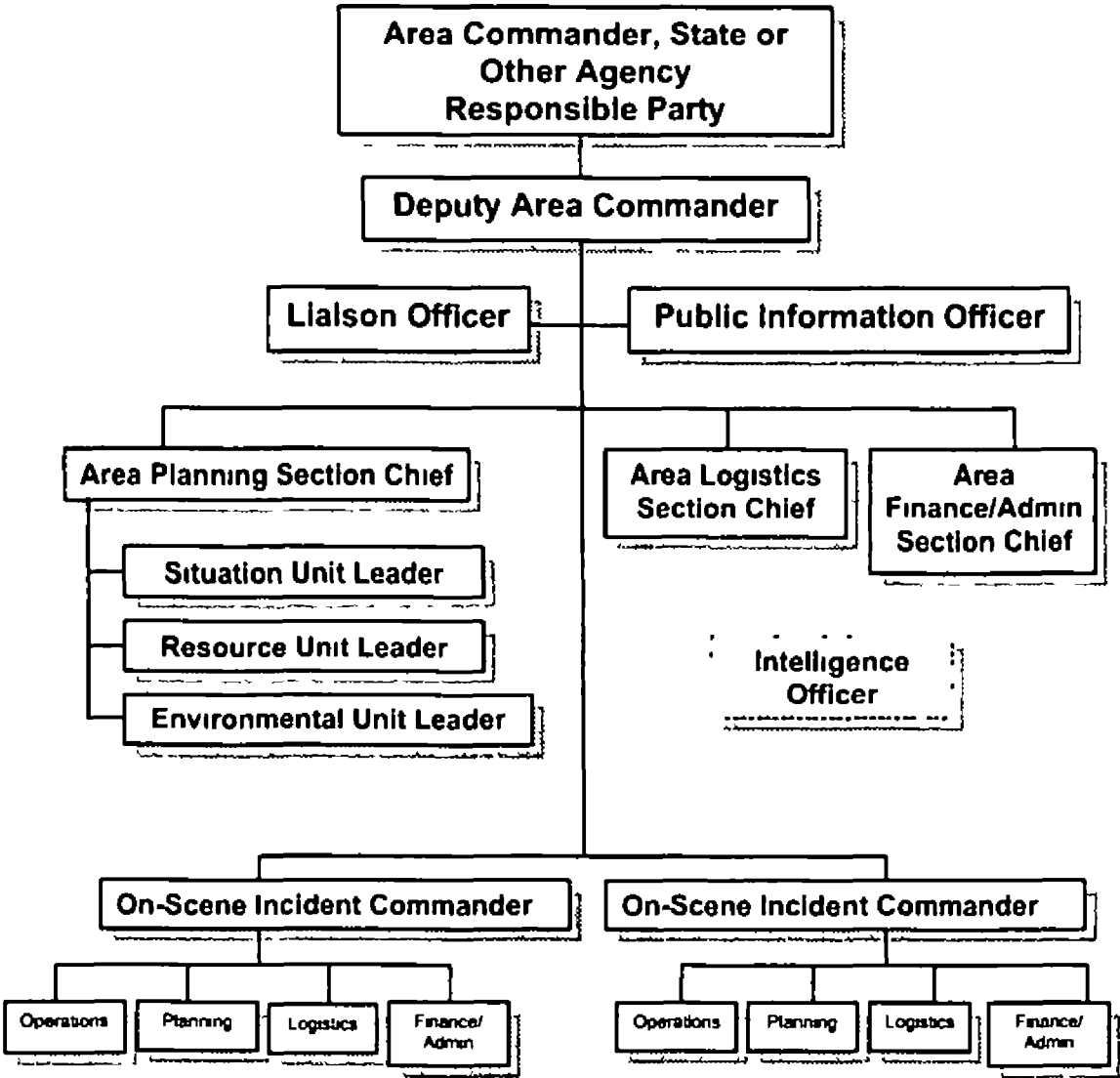
The Area Command organization does not, in any way, replace the on-scene incident organization or functions. The above positions, if established, are strictly related to supporting the AC functional responsibilities. Tactical operations continue to be directed at the on-scene command level.

AC REPORTING RELATIONSHIPS

It is envisioned that the role of Area Commander will be filled by an appropriately trained Incident Commander with the ability to set priorities and objectives on behalf of the EPA. When established, the Area Commander reports through normal EPA management chain-of-command. If a JFO or other multi-agency Coordination Centers are established, the AC will need to determine the appropriate level of coordination and liaison required to support the incident(s).

AREA COMMAND ORGANIZATION

An organization chart showing the basic Regional Area Command is:



Note An agreement must be reached with AC on where the Intelligence Officer position will be located within the AC organization

Note: NIMS Area Command includes an Aviation Coordinator position. This position was intentionally left out. The AC can add the position anytime they determine a need for special aviation coordination.

POSITION CHECKLISTS

AREA COMMANDER (SINGLE – UNIFIED AREA COMMAND) – The Agency's Area Commander is responsible for providing the overall strategic direction and support to the on-scene Incident Commander/Unified Command (IC/UC). This responsibility includes ensuring that conflicts are resolved, incident objectives are established and strategies are selected for the use of critical resources. The Area Commander has the responsibility of coordinating with the Regional Emergency Operations Center (REOC) and EPA Headquarters Emergency Operations Center (HQ EOC) as follows.

- a Provide briefings to EPA HQ through the HQ EOC, and obtain feedback regarding agency expectations, concerns, and constraints,
- b If operating within a Unified Area Command, develop a working agreement with all participants to employ the National Incident Management System (NIMS) Incident Command System (ICS) as the response management system (if possible, this should be worked out well in advance),
- c Assess the incident potential and ensure the agency infrastructure is capable of meeting response objectives,
- d Provide clear understanding of agency expectations, intentions, and constraints,
- e Provide strategic and overarching logistical management of the incident(s), including setting of overall strategic objectives,

- f Ensure that the response addresses the management objectives set by the Regional Incident Coordinator (RIC),
- g Establish priorities for assignment and demobilization of critical resources,
- h Assign and approve demobilization of critical resources,
- i Approve procedures for release of information to the media and the public in coordination with the Public Information Officer (PIO), the Headquarters Office of Public Affairs (OPA), and the Crisis Communication Plan,
- j With the assistance of the IC/UC and in coordination with the region and Headquarters as necessary, determine the Agency's public spokesperson for the overall crisis response,
- k Manage the AC organization to ensure the on-scene Incident Commanders are appropriately supported,
- l Identify location and establish an appropriate command post, if necessary,
- m Ensure that an AC Occupant Emergency Plan is developed and monitor for compliance,
- n Ensure that the strategic objectives address the direction set by the RIC, and
- o Maintain Unit/Activity Log (ICS Form 214)

DEPUTY AREA COMMANDER

- a Assist the Area Commander in executing his/her responsibilities,

- b Oversee and facilitate the overall operation of the Area Command staff,
- c Perform Area Commander duties in the absence of designated Area Commander, and
- d Maintain Unit/Activity Log (ICS Form 214)

AREA COMMAND LIAISON OFFICER (LNO)

- a Establish liaison, as needed, with representatives of assisting and cooperating agencies. This will often be with the same agencies represented at the IC level, but will typically be a link to a more senior organizational level than that represented on-scene,
- b Establish liaison, as needed, with stakeholders environmental, economic, political, and coordinate with the PIO as needed on outreach. There may be some stakeholders that, because of their wide area influence, organization, and interest, will desire representation at both the IC level and at the Area Command level. It is expected, however, that the majority of stakeholder service and support will be handled at the IC level,
- c Monitor and support as requested, the IC's LNO(s) efforts to establish strong ties to assisting/cooperating agencies and stakeholders,
- d Monitor and measure stakeholders' and assisting and cooperating agencies' perception of the effectiveness of the response and keep the Area Commander and staff advised,

- e Liaise with all investigating agencies, supporting their activities so as to provide for best possible progress without interference with the incident response. As much as possible, the Area Commander will deal with all investigating agencies in an effort to reduce/minimize impact on field operations, and
- f Maintain Unit/Activity Log (ICS Form 214)

AREA COMMAND PUBLIC INFORMATION OFFICER (PIO)

- a Provide rapid and accurate information on the incident for release to the media and other interested parties. Normally, detailed information regarding response specifics will be referred to and handled by the appropriate IC's PIO. In coordination with the region and Headquarters Office of Public Affairs (OPA) as necessary, the Area Command PIO will generally provide information on overall progress and status of the response from a regional or national perspective,
- b Identify and communicate to Area Command staff the Area Command policy and procedures for release of information,
- c Ensure that the Crisis Communication Plan is followed,
- d If appropriate, establish the Area Command Joint Information Center (JIC), as directed by the Area Commander,
- e Coordinate with the IC's PIO(s) to obtain information and to ensure consistency,

- f Observe and support as requested, the IC's PIO(s) efforts to establish strong and effective public information services,
- g Monitor and measure public and media perception of response effectiveness and keep the Area Commander and staff advised,
- h Schedule and keep the Area Commander and staff informed of news releases, press conferences, town meetings, etc , to be conducted at the regional/National level,
- i Prepare material and coordinate the conduct of press conferences, town meetings, etc Provide speaker preparation and coaching to members of the Area Command staff,
- j Carry out the protocol function for visiting dignitaries, including coordination and conduct of briefs and site visits As much as possible, the Area Command will deal with VIPs in an effort to reduce staff load at the IC(s) level; and
- k Maintain Unit/Activity Log (ICS Form 214)

AREA COMMAND PLANNING SECTION CHIEF (PSC) -

The Area Command Planning Section Chief is responsible for collecting information from the field in order to assess and evaluate potential conflicts in establishing strategic objectives, and the priority of critical resources, as follows

- a Under the direction of the Area Commander, facilitate/conduct Area Command staff meetings
Be the process facilitator,

- b Review for consistency, the IC(s) Incident Action Plans (IAP) Ensure that the IC(s) are adequately and appropriately anticipating and preparing for future response needs as well as the next operational period Brief IAP(s) to Area Commander and staff,
- c In consultation with the Area Command Logistics, the AC Resource Unit Leader (AC RESL) (if assigned), and the AC Situation Unit Leader (AC SITL), recommend to Area Commander the incident priorities,
- d In consultation with the Area Command Logistics Section Chief, AC Resource Unit (if assigned) and AC SITL, recommend to the Area Commander the assignment and demobilization of critical resources,
- e Prepare and distribute the Area Command policies, procedures and decisions to the Area Command staff and the on-scene ICs Maintain a record of all these documents,
- f Develop/assemble the Area Command Action Plan The AC Action Plan should address the following.
 - Area Command strategic objectives,
 - Critical Resources (Critical Resources are any piece of equipment or personnel with technical or subject matter expertise, or other capabilities requested by the IC(s) that are in high demand or short supply and essential for the proper execution of tactical actions at the incident as applicable),

- Incident Priorities (as applicable to critical resources),
 - Area Command Staff Organization Chart, showing names and assigned positions of all participants,
 - Area Command Staff Meeting and Briefing Schedule, including the schedule for phone calls and the meeting of the Area Commander with the IC(s),
 - Area Command Communication Plan should identify how the Area Command staff is able to communicate with the IC(s) and others,
 - Area Command Information Plan,
 - Unusual situation and emergency procedure reporting,
 - 24-hour watch procedures, and
 - As needed, Area Command policy, procedures and decisions
- g As needed, develop briefing paper(s) on incident specific issues and concerns. Issues and concerns are matters raised in the course of the response that the Area Commander desires to have researched or discussed as an aid to fully understanding the issue,
- h Ensure that the IC(s) are adequately anticipating and developing contingencies for addressing future response needs, and
- i Maintain Unit/Activity Log (ICS Form 214)

AREA COMMAND SITUATION UNIT LEADER (SITL)

- a Develop and implement procedures for establishing and maintaining current, the “common operational picture” for the Area Command and staff. This includes proactive intelligence gathering from all AC staff elements and the IC(s) SITLs,
- b Maintain current situation status displays,
- c Prepare incident situation information for support of, and use in, briefing documents and presentations,
- d Support/assist the Area Command Planning Section with developing recommendations for establishing priorities and assigning/demobilizing critical resources,
- e As required by the Area Commander, provide frequent/timely incident status updates to the region, EPA Headquarters, and other agencies and entities, and
- f Maintain Unit/Activity Log (ICS Form 214)

AREA COMMAND RESOURCE UNIT LEADER (RESL)

- a Maintain resource status for all critical resources. This will require regular contact with on-scene RESLs to ensure that resource status is current. Also, track Area Command Staff and resources that directly support the staff;
- b Support/assist the Area Command Planning Section in developing recommendations for establishing priorities and for assigning and demobilizing critical resources,

- c Working with the ICs, submit critical resource needs to Area Command Logistics,
- d Coordinate with Area Command Finance/Administration, to track overhead/costs for Area Command and provide to Area Command Finance/Administration, and
- e Maintain Unit/Activity Log (ICS Form 214)

AREA COMMAND ENVIRONMENTAL UNIT LEADER

(ENVL) – In the event an AC is activated, the AC Environmental Unit is established to provide cross-incident data management, analysis, strategic assessment, disposal planning, and other cross-incident environmental issues. The AC Environmental Unit will coordinate closely with any Environmental Units at the incident level, which will retain responsibility for providing operational support to the ICs, including management of incident-specific data. Specific responsibilities of the AC ENVL include, but are not limited to.

- a Evaluate the opportunities to use various response technologies;
- b Work with SITL to present data,
- c Ensure that quality assurance is fully integrated into the entire response,
- d Establish procedures to ensure validation of sampling data,
- e Provide for oversight of data assessment and interpretation,
- f Provide summary reports for media/public affairs in coordination with Headquarters Office of Public Affairs (OPA),

- g Recommend benchmarks/criteria, and
- h Maintain Unit/Activity Log (ICS Form 214)

AREA COMMAND LOGISTICS SECTION CHIEF (LSC)

- a Provide facilities, services, communications capabilities and administrative supplies for the Area Command organization,
- b Obtain specialists and Area Command staff support, as requested,
- c Establish liaison with IC(s) Logistics Section(s) so as to identify critical resources,
- d Support/assist Area Command Planning in developing recommendations for establishing priorities to govern the assignment of critical resources and to develop recommended assignment/demobilization of critical resources,
- e As necessary, provide for identification and acquisition of national level response resources needed by the IC(s) Track critical resources from time ordered to check-in,
- f When directed by the Area Commander, take charge of expanded supply network to support the IC(s),
- g Develop the Area Command Communication Plan (should identify how the Area Command staff is able to communicate with the IC(s) and others),
- h Track national/international resources until they arrive at the scene and are turned over to the cognizant incident RESL,

- i Coordinate directly Area Command Finance/Administration, for procurement and accounting purposes, and
- j Maintain Unit/Activity Log (ICS Form 214)

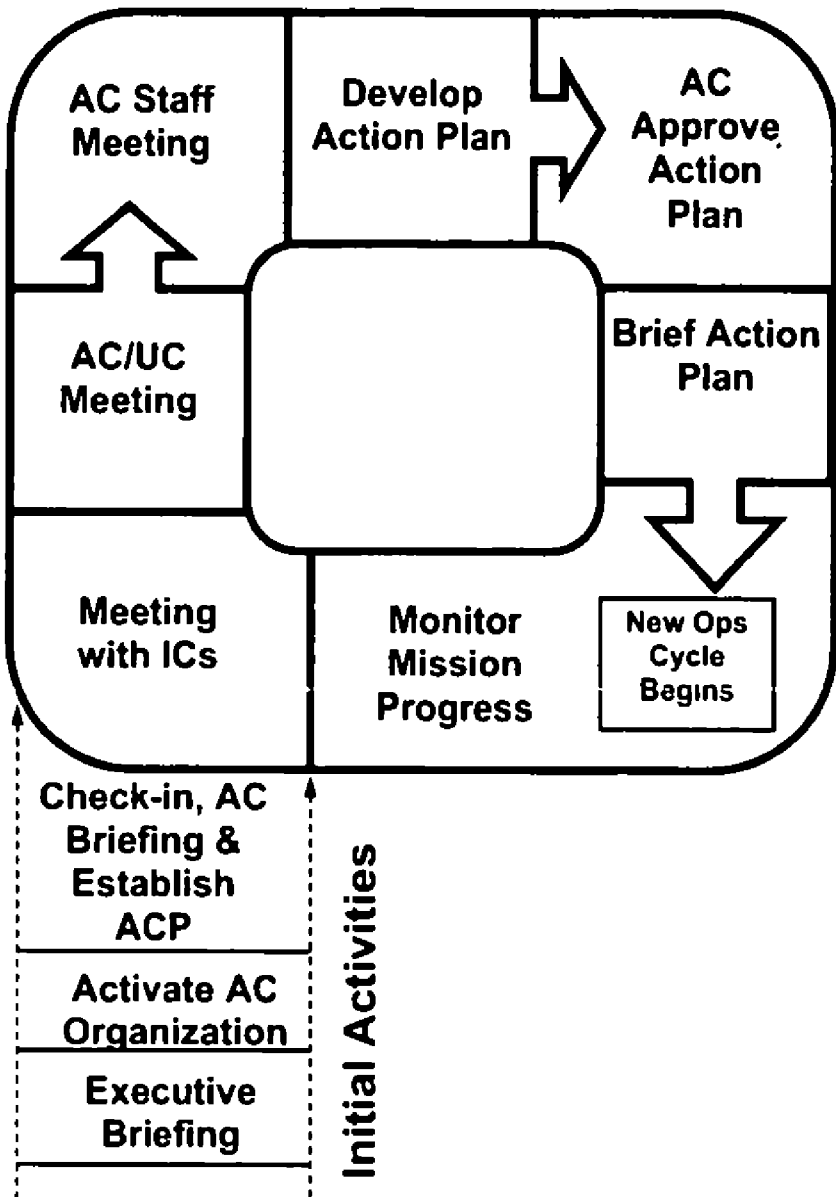
**AREA COMMAND FINANCE/ADMINISTRATION
SECTION CHIEF (FSC) – Work with Field Accountants at the incident level to**

- a Track and document total response costs,
- b Ensure that response costs are managed within the established financial ceilings and guidelines, coordinate ceiling adjustments,
- c For oil and hazardous materials incidents keep the Area Commander advised as to the impact on the Oil Spill Liability Trust Fund (OSLTF) or Comprehensive Environmental Response, Compensation, and Liability Act (CERCLA) Fund and potential/projected time for reaching liability limits of the Responsible Party (RP),
- d Establish a funding conduit through use of Pollution Removal Funding Authorization (PRFA) or other interagency agreements and ensure compliance with all cost,
- e Coordinate the overall processing of claims with the RP and IC(s), and
- f Maintain Unit/Activity Log (ICS Form 214)

AREA COMMAND INTELLIGENCE OFFICER (INTO)

- a Working with AC, determine the level and complexity of intelligence needed to support their efforts,
- b Reach agreement with AC on where the intelligence position will be located within the AC organization,
- c Determine intelligence gaps and requirements needed to support AC's decision-making process and the development of the Operations Briefing,
- d Analyze and share intelligence among AC organization, involved partners and the on-scene IC,
- e Manage and process classified and unclassified requests for intelligence,
- f Ensure that intelligence is properly used and filed,
- g Coordinate intelligence gathering activities with other external agencies and organizations (e g , FBI, state and local law enforcement), and
- h Maintain Unit/Activity Log (ICS Form 214)

**AREA COMMAND PLANNING CYCLE
MEETINGS, BRIEFINGS, AND THE ACTION PLAN
PROCESS**



The period of initial activation of the AC organization is when a determination is made to establish an AC organization to support on-scene Incident Management Teams (IMTs) The RIC determines and designates who will represent EPA and other appropriate organizations within the AC structure

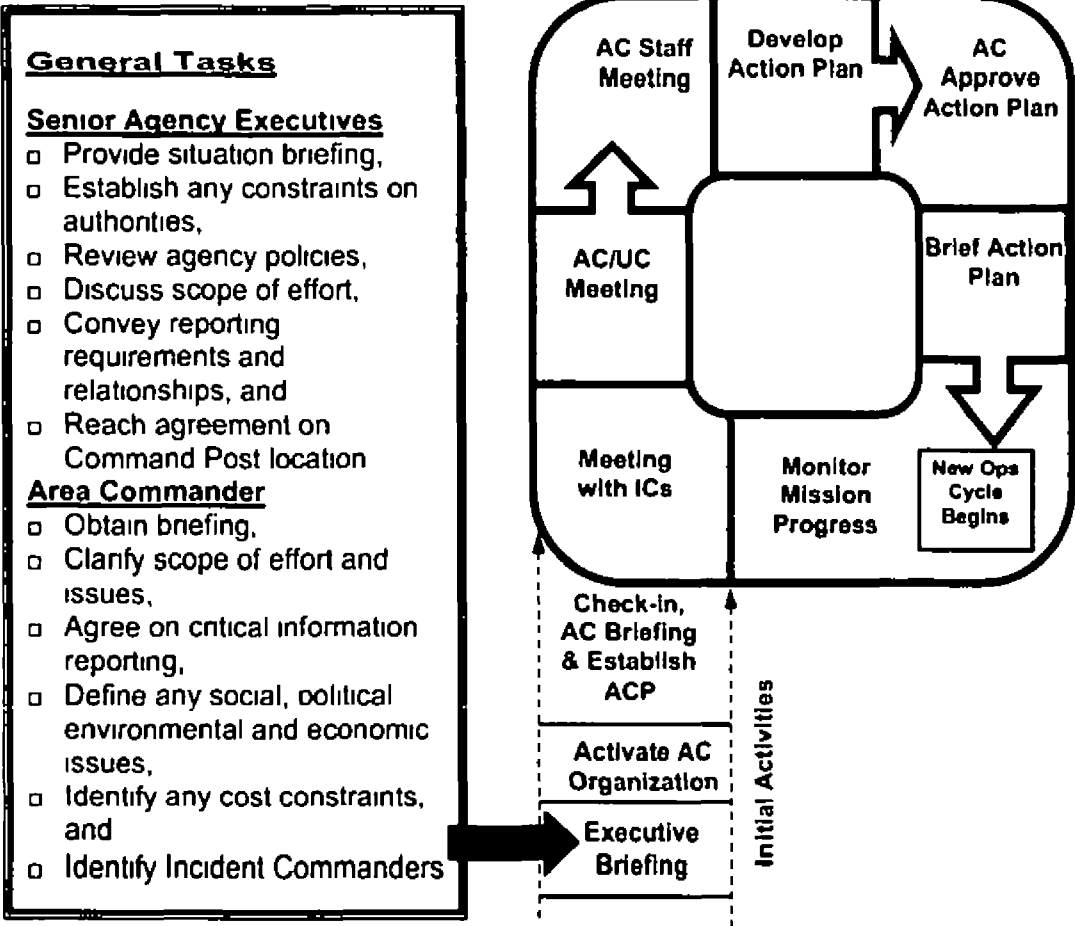
EXECUTIVE BRIEFING – This is the first activity where the representatives in Area Command are briefed by the RIC on the overall situation which includes

- 1 Establish any constraints on authorities,
- 2 Receive policy guidance and management objectives,
- 3 Reach agreement on the scope of the job, and
- 4 Identify Area Command Post location

When: Selected Area Commander(s) gather for the first time

Facilitator: RIC or designee

Attendees: Selected Area Commanders and deputies



Agenda:

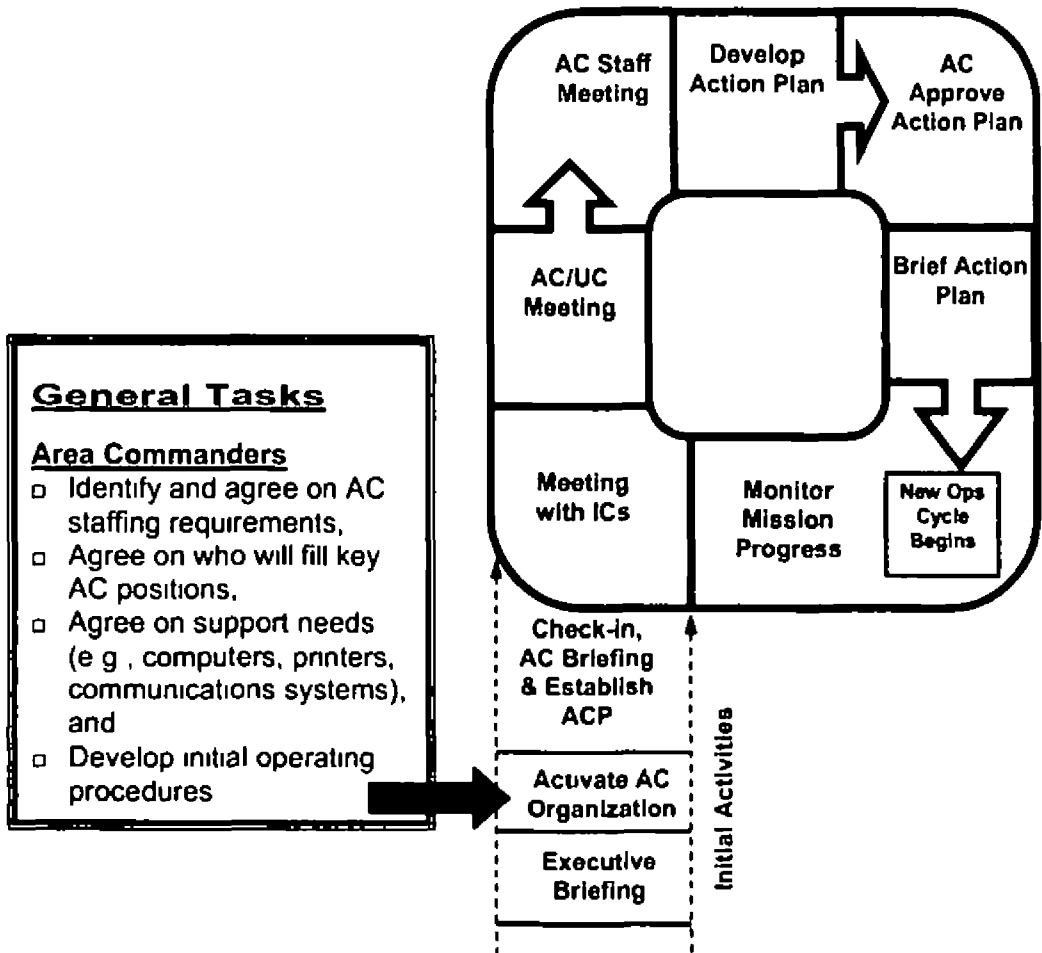
- 1 Brief on the need and requirements for AC organization
- 2 Discuss prior communications between executives and ICs
- 3 Brief on current situation
- 4 Brief on AC authorities, duties, responsibilities, and management objectives
- 5 Discuss overarching political, social, economic, and environmental issues affecting the response
- 6 Clarify reporting and briefing requirements and lines of authority
- 7 Discuss and reach agreement on overall AC staffing and Command Post location
- 8 Discuss plans and agreements that may be in place
- 9 Close out meeting with concurrence from Area Commanders that their concerns have been addressed

ACTIVATE AC ORGANIZATION – Provides Area Commander(s) the opportunity to determine the size of the Area Command organization based on the scope of effort and agreements reached at the Executive Briefing. This time block could also be used to evaluate the suitability of the proposed Area Contingency Plan (ACP) location to meet AC organizational needs.

When: Shortly after the Executive Briefing

Facilitator: Area Commander(s) come to agreement on AC staffing

Attendees: Area Commanders

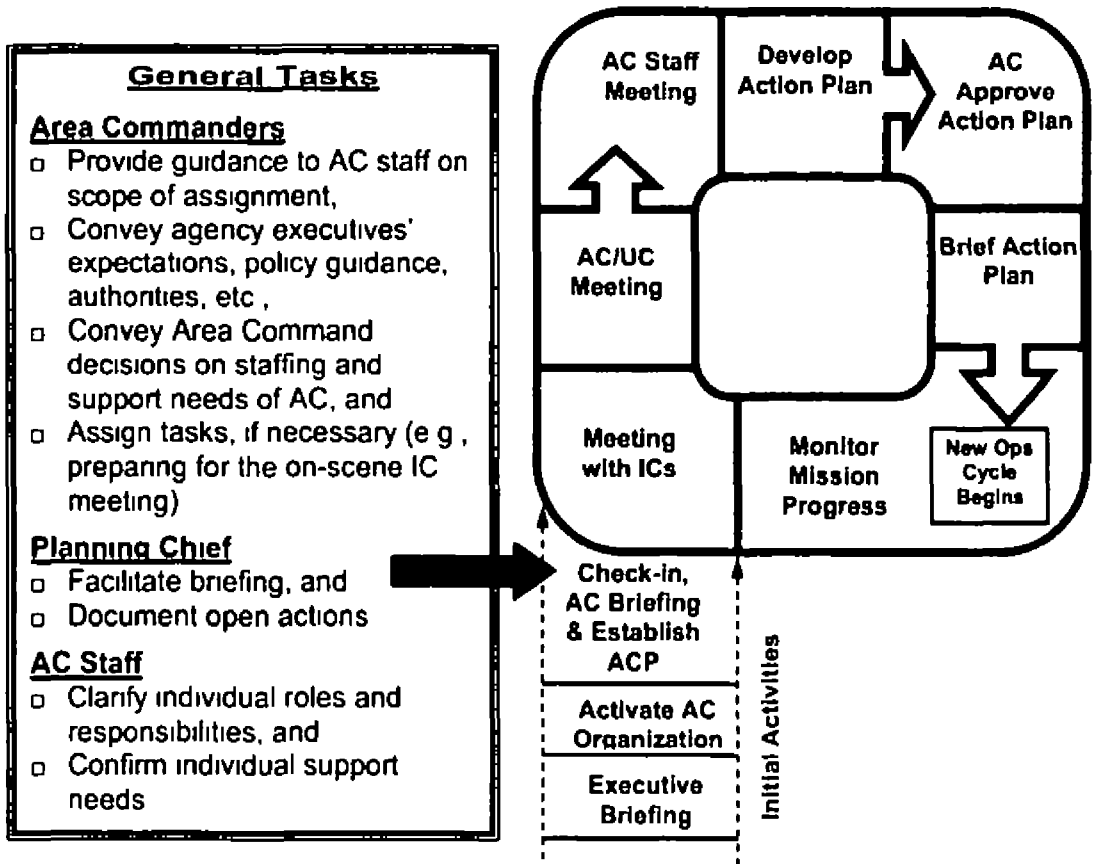


CHECK-IN, AC BRIEFING & ESTABLISH ACP – Area Commanders will conduct initial briefing with AC personnel. Briefing will include expectations from Area Commanders and any limitations or issues that the AC will be expected to address. Establishment of the ACP may also be addressed at this time.

When: At the time AC staff positions are established

Facilitator: Area Commander(s) with participation from AC PSC and AC LSC

Attendees: All AC personnel

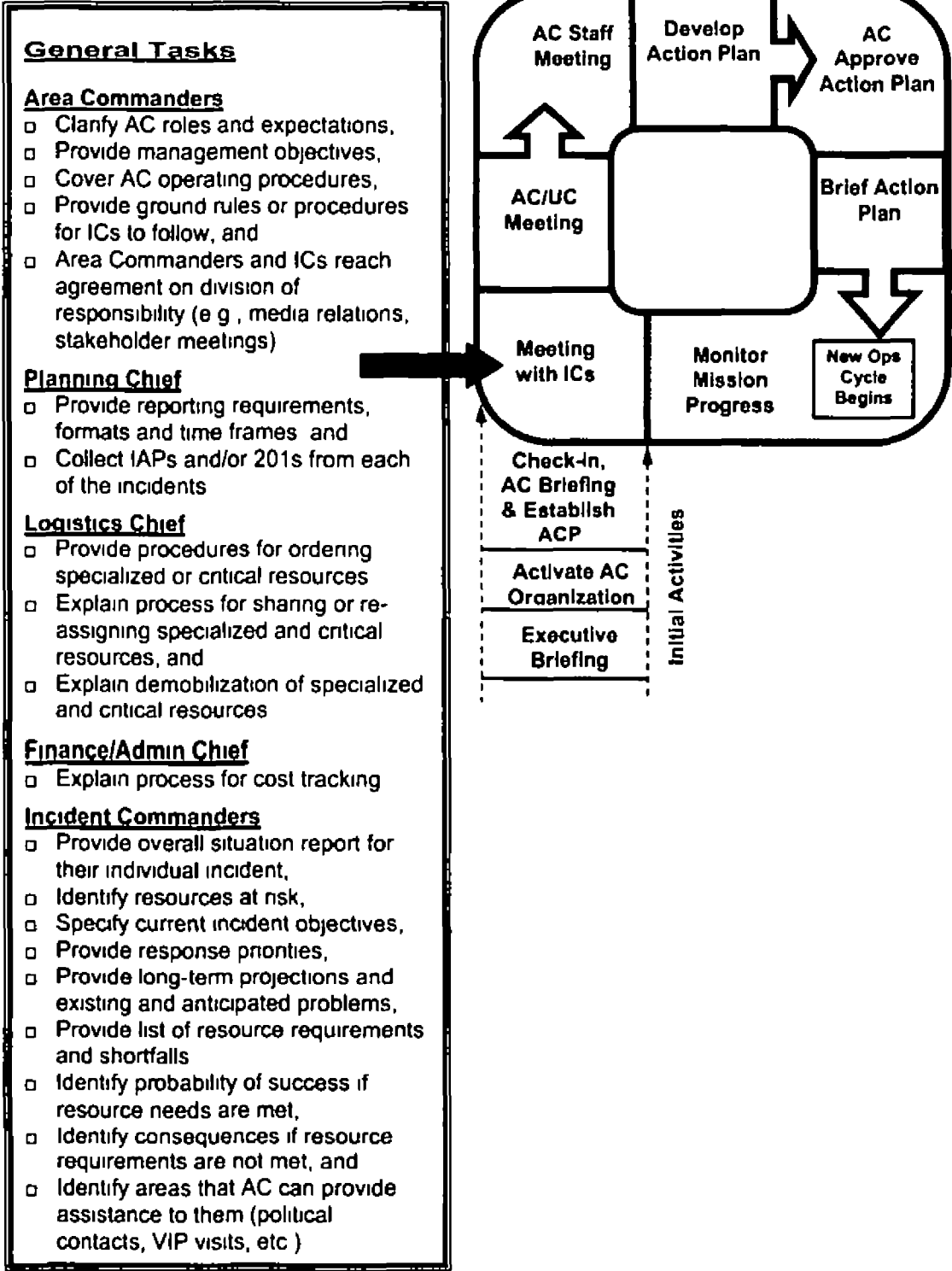


MEETING WITH INCIDENT COMMANDERS – Provides Area Commander(s) the opportunity to meet with on-scene ICs and discuss on-scene ICs' current situation, strategies and issues

When: As soon as possible after AC becomes operational

Facilitator: AC PSC

Attendees: Area Commanders, AC PSC, AC LSC, AC FSC, On-scene ICs and their PSCs



Agenda:

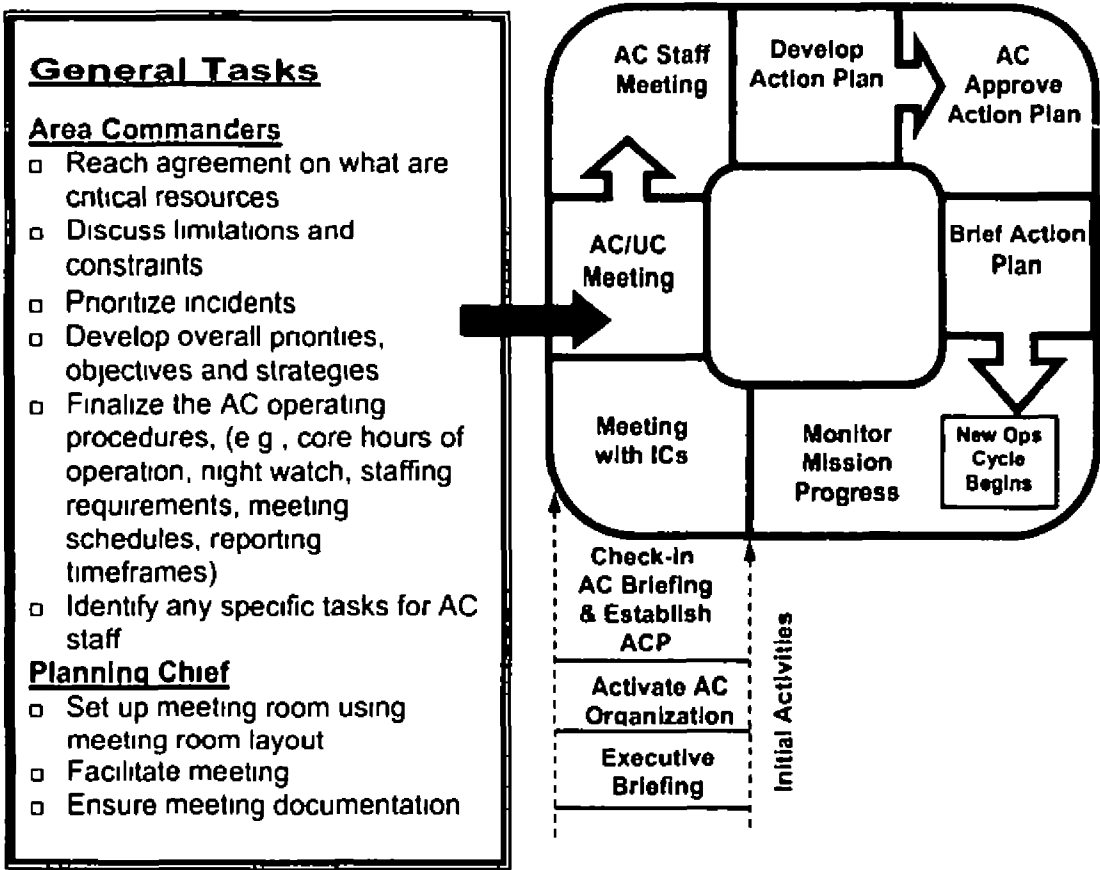
- 1 AC PSC brings meeting to order, conducts roll call, and reviews agenda
- 2 ACs provide opening remarks along with providing policy direction, Executives' expectations, AC interim operating procedures, expectations and ground rules.
- 3 AC PSC provides guidance on information reporting to include timeframes, units of measure and formats along with critical information reporting
- 4 AC LSC provides guidance on ordering and sharing of specialized and critical resources, including demobilization of these resources
- 5 AC FSC provides guidance on cost accounting
- 6 ICs report out on their individual situation to include resources at risk, incident objectives, incident priorities, resource requirements and consequences if resource requirements are not met
- 7 Resolve any issues or concerns
- 8 AC PSC solicits final comments and adjourns the meeting

AREA COMMANDERS MEETING – During this one-hour meeting, the AC(s) will use the information derived from the IC meeting and develop overall strategies, objectives, and priorities, and identify any critical resource needs or issues that AC will have to deal with. As needed, ACs will establish priorities amongst incidents. AC(s) will also finalize the AC operating procedures.

When: As soon as possible after adjournment of IC meeting

Facilitator: AC PSC

Attendees: ACs, AC PSC, other staff upon AC request



Agenda:

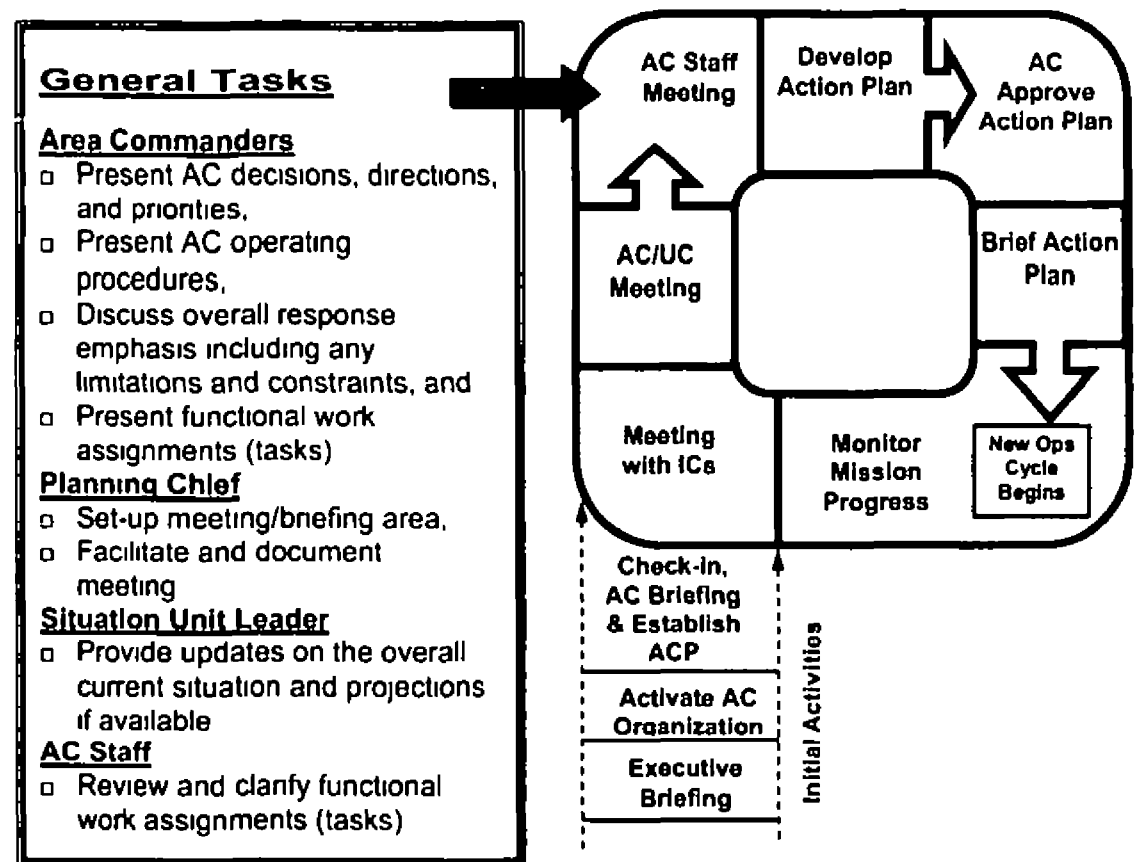
- 1 AC PSC brings meeting to order
- 2 AC reaches agreement on criteria for identifying critical resources
- 3 AC discusses and prioritizes incidents
- 4 AC addresses any limitations and constraints
- 5 AC PSC facilitates discussion and develops overall response priorities
- 6 AC PSC leads discussion on development of strategic objectives
- 7 AC finalizes the AC operating procedures (e g , core hours of operation, night watch, staffing requirements, meeting schedules, reporting timeframes)
- 8 AC identifies any specific tasks for AC staff
- 9 AC addresses any critical issues derived from the IC Meeting or Agency Executive Briefing

AC STAFF MEETING/BRIEFING – During this 1-hour meeting, the AC(s) will present their decisions and management direction to the AC staff. This meeting should clarify and help to ensure understanding among the core AC staff on the decisions, objectives, priorities, procedures and functional assignments (tasks) that the AC has discussed and agreed upon.

When: Following AC meeting

Facilitator: AC PSC

Attendees: Area Commanders and AC staff to include Unit Leaders and Technical Specialists, if needed

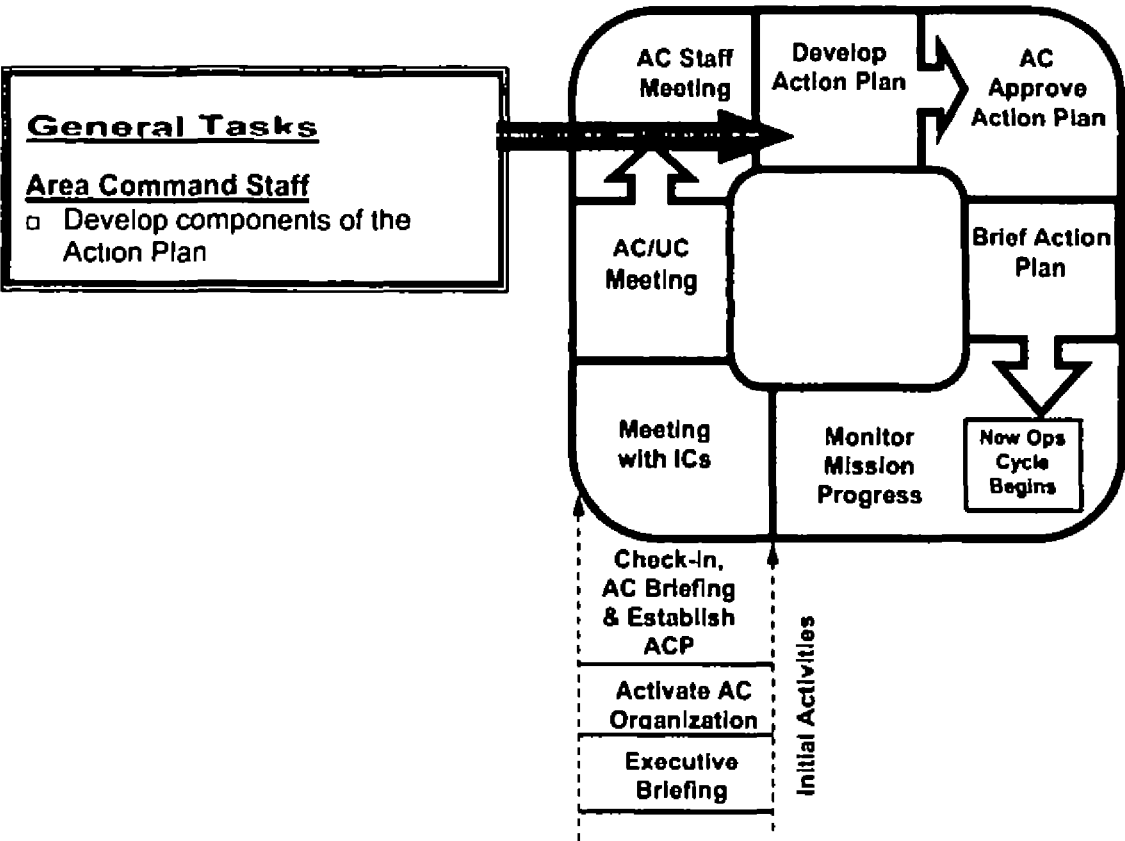


Agenda:

- 1 AC PSC brings meeting to order, conducts roll call, covers ground rules and reviews agenda
- 2 AC SITL conducts situation status briefing
- 3 AC provides comments
- 4 AC presents
 - a Decisions, directions, and priorities,
 - b Operating procedures,
 - c Overall response emphasis, including any limitations and constraints, and
 - d Functional work assignments (tasks) to staff members
- 5 AC PSC facilitates a short discussion on issues and concerns and adjourns meeting

DEVELOP ACTION PLAN – During this block of time, AC staff develops components that are needed to be included in the Action Plan. These components must meet the deadlines set by the AC PSC to ensure Planning can assemble the Action Plan. Deadline must be early enough to permit timely AC review, approval and duplication.

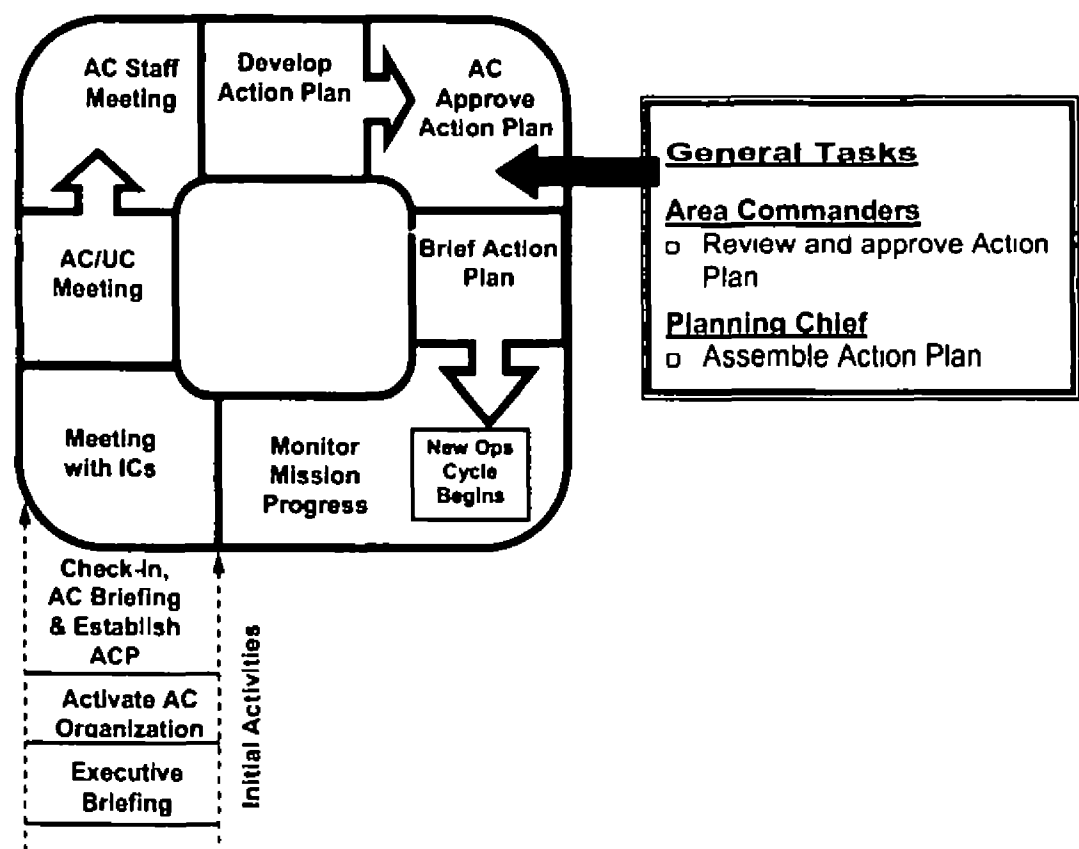
- When:** Following AC staff meeting
- Facilitator:** AC PSC facilitates process
- Attendees:** None. This is not a meeting but a period of time



<u>ACTION PLAN COMPONENTS</u>	<u>PRIMARY RESPONSIBILITY</u>
1 Priorities & Objectives (ICS AC202)	AC RESL
2 Organization List/Chart (ICS AC207)	AC RESL
3 Critical Resource Summary (ICS AC215)	AC RESL
4 Meeting & Briefing Schedule (ICS AC230)	AC SITL
5 Communication Plan (ICS AC205)	AC COML
6 Information Management Plan	AC PIO
7 Critical Information Reporting	AC SITL
8 Staffing Schedule	AC RESL
9 Policies, Procedures & Decisions	AC PSC
<u>OPTIONAL COMPONENTS (Use as applicable)</u>	
1 Air Operations Summary (ICS 220)	AC AVSP
2 Demobilization Plan	AC PSC
3 Security Plan	AC SCSP
4 Other Plans or documents as required	

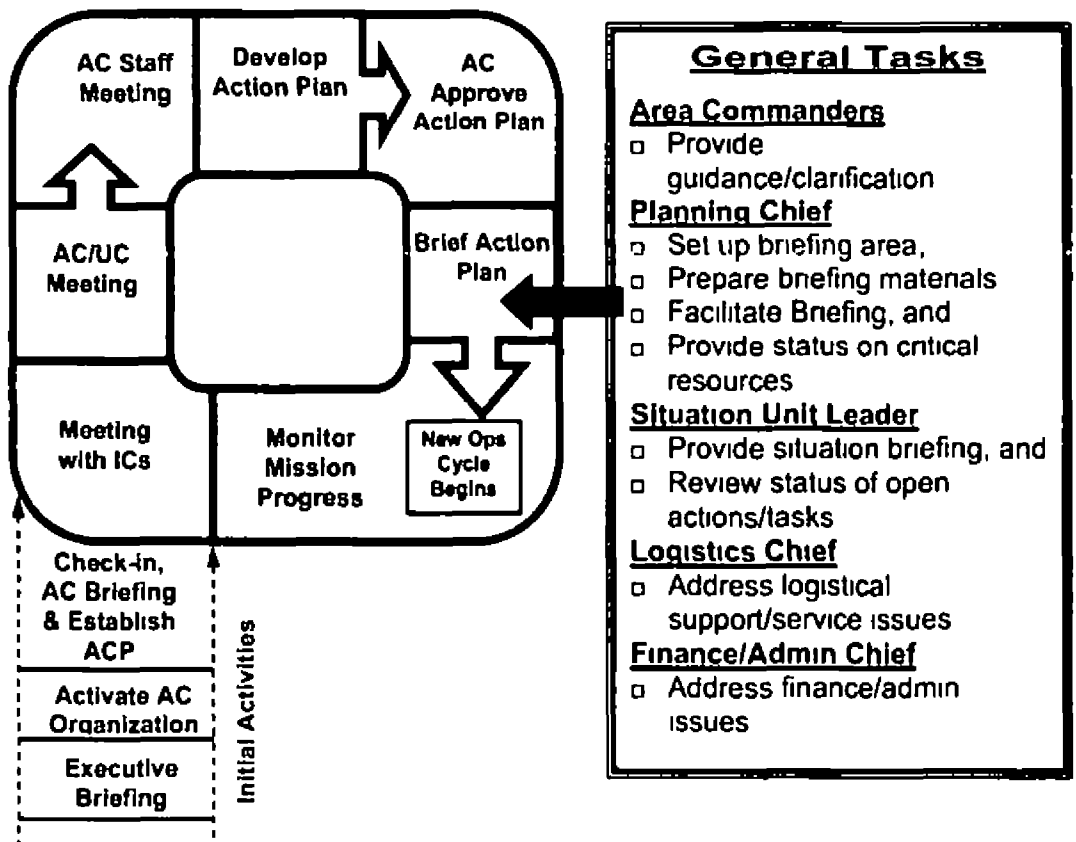
ACs APPROVE ACTION PLAN – During this block of time, Planning assembles Action Plan, reviews content, makes adjustments if necessary, and provides to AC for review and approval. Following approval, required copies should be duplicated for distribution.

- When:** Following Action Plan Development
- Facilitator:** AC PSC and Area Commanders facilitate process
- Attendees:** None. This is a block of time.



BRIEF ACTION PLAN – This 30-minute or less briefing presents the Action Plan to the AC staff and ICs. Briefing to on-scene ICs may be accomplished by teleconferencing or some other mechanism. Copies are either faxed or sent electronically to ICs and Agency Executives.

- When:** At or as near as possible to AC shift change
- Facilitator:** AC PSC
- Attendees:** All AC staff and if possible ICs, and Agency Executives

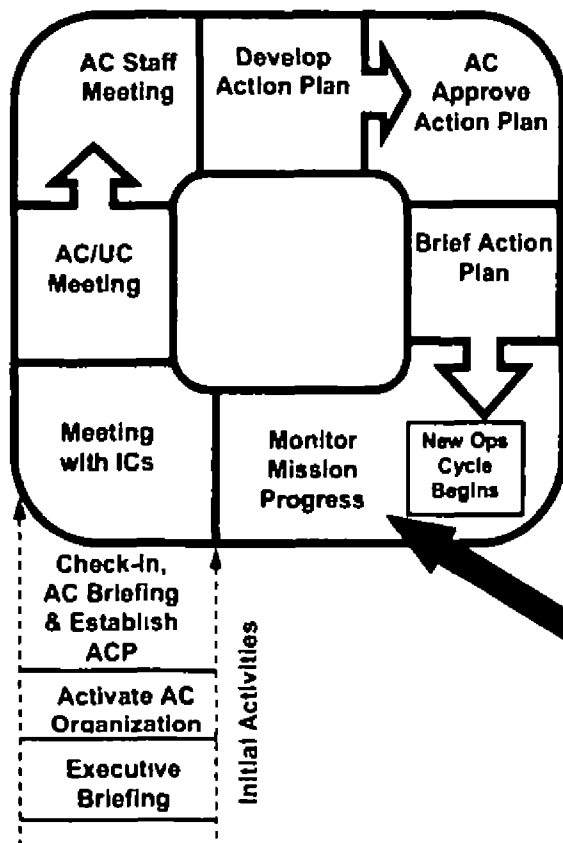


Agenda:

- 1 AC PSC opens meeting, conducts roll call and reviews agenda
- 2 AC SITL conducts situation status briefing and provides projections as needed
- 3 AC provides opening remarks
- 4 AC PSC presents Action Plan
- 5 AC LSC presents status of specialized and critical resources
- 6 AC FSC presents status of cost tracking and other cost accounting issues
- 7 AC PSC conducts round robin to clarify and resolve any open issues with participants
- 8 AC PSC adjourns briefing

MONITOR MISSION PROGRESS

The Area Commander(s) should continuously monitor ongoing operations via the ICS/IMTs to help adjust planning for future operations. The Area Commander(s) should communicate with the ICS and assist as needed with support from AC staff.



General Tasks

Area Commanders

- Keep REOC informed of progress and issues,
- Evaluate overall AC effectiveness
- Resolve problems as they occur,
- Follow up on staff work assignments /open actions
- Communicate with ICs and assists as needed,
- Attend planned meetings and briefings,
- Evaluate staff effectiveness and order additional resources as needed, and
- Provide guidance/clarification

Planning Chief

- Evaluate AC Planning Section effectiveness,
- Evaluate staffing requirements for next operational period,
- Prepare briefing materials,
- Conduct a Planning Section meeting,
- Ensure that document control system is functioning properly, and
- Provide status on critical resources

Logistics Chief

- Addresses ongoing logistical support/service issues,
- Ensure appropriate communication is in place,
- Evaluate space requirements and make adjustments as needed
- Monitor Area Command Post security
- Source critical and specialized resources, and
- Evaluate logistics staffing needs and order as needed

Finance/Admin Chief

- Continue to address finance/admin issues,
- Investigate any unusual claims and brief Command
- Develop cost sharing agreements as needed,
- Monitor AC procurement procedures, and
- Brief Command on any unusual high cost items being requested

CHAPTER 15

HAZARDOUS SUBSTANCES RELEASE

EPA routinely responds to releases of hazardous substances. Typically these responses are small and are easily handled by a Federal On-Scene Coordinator (OSC) with the support of response contractors, Special Teams and/or other EPA personnel. In many cases, state and/or local resources assist with direct or indirect response support. In other instances, EPA may provide technical support to other Federal, state, local, or tribal agencies in response to releases of hazardous substances. EPA may also serve as either the Incident Commander or, more frequently, within the Unified Command (UC) when needed due to the magnitude of the situation, its technical complexity, or the unavailability of other response resources.

The majority of hazardous substance releases are small events that will not and should not result in a response beyond that of an initial or reinforced response organization. The OSC should have knowledge of the local government response capabilities and/or be familiar with local responders as this will affect the degree of leadership and control that the OSC will be expected to take in hazardous substance/material events. Some first responders may only be trained to the awareness level which will allow them to recognize the presence of hazards, protect themselves, secure the site, and to call for specialized personnel. Do not assume that first responders have adequately assessed, contained, or completely controlled the release.

In areas where the state and local government have a strong hazardous substance/materials response program, EPA may be primarily in a support role during the emergency phases. In areas where there is less hazardous substance response capability, the EPA will be expected to take a much stronger leadership role.

In this regard, there may also be reasons to expand the UC beyond the Federal OSC, state/tribal OSC, Responsible Party (RP) participation, and local jurisdiction. The UC represented in this chapter reflects the possible levels of participation that may be seen in some locations and situations for hazardous substance incidents. Area and regional Planning allow OSCs to meet with other responders in their jurisdictions. These opportunities should be used to determine the response capabilities and personalities that may be involved in responses in your region.

There are different terms used to describe hazardous materials throughout the transportation, response, and regulatory communities. Throughout this Handbook, the term "hazardous substances" is intended to refer to "hazardous substances, pollutants, or contaminants" as defined under the National Oil and Hazardous Substances Pollution Contingency Plan (NCP), with one exception because radiological/nuclear responses present particular challenges, a unique chapter (Chapter 18) has been developed to address emergencies involving radiological or nuclear releases. The term "OSC" is used to refer to the Federal On-Scene Coordinator to ensure that the OSC is not confused with the Operations Section Chief, which is frequently abbreviated "OSC." Finally, the term "RP" is

used for consistency with the US Coast Guard (USCG) Incident Management Handbook (IMH), and includes both Responsible Parties under the Oil Pollution Act and Potentially Responsible Parties (PRP) under the Comprehensive Environmental Response, Compensation, and Liability Act (CERCLA)

It is impossible to address the full range of possible Incident Command System (ICS) organizations that may be used by EPA in responding to hazardous substance/material (hazmat) releases. Therefore, this Chapter will use three possible scenarios to present the modular development of the ICS organization. The organization charts presented in this chapter highlight the positions/units that are critical for a hazmat response, empty boxes are shown to indicate that the complete ICS org chart may include additional positions. The first scenario, with an ICS organizational chart depicted in Figure 15-1, involves an EPA-led response to a fairly simple hazardous substances incident (for example, one in which only an EPA OSC and his/her contractors respond). The second, with an ICS organizational chart depicted in Figure 15-2, involves an EPA-led response to a fairly complex hazardous substance release, but without significant non-hazardous substance issues (i.e., all response activities are geared towards the hazardous substances incident). Finally, the third scenario, with an ICS organization chart depicted in Figure 15-3, involves a complex incident in which the hazardous substances response represents just a fraction of the ongoing activities (for example, a train derailment involving a chlorine release impacting a nearby community). In such an incident, it is expected that a Hazardous Substance/Material (or

Hazmat) Branch or Group will be created to provide the necessary supervision and control for the essential functions required at virtually all hazardous substances incidents. The Hazardous Substances Branch Director, if activated, or Group Supervisor will direct the primary functions, and all resources that have a direct involvement with hazardous substances will be supervised by one of the functional leaders, the Hazardous Substances Branch Director, if activated, or Group Supervisor. The presented organizational structures also reflect the modular development of a hazardous substances release ICS organization, in that the organization expands and contracts in order to accommodate the increasing complexity and response resources associated with the three responses, maintaining the span of control of each supervisor within the acceptable range.

While not shown in any of the presented ICS organizations, it should be noted that, in some especially complex incidents, a modified planning structure can be adopted under the National Incident Management System (NIMS), with detailed action planning done within the Hazardous Substances Branch. If an incident becomes so large that there is no logical set of objectives that pertain to the entire incident, or if the preparation and/or distribution of the Incident Action Plan (IAP) cannot be feasibly accomplished within the required timeframe, then Branch tactical planning may be appropriate. In such a case, the Environmental Unit would likely be moved to the Hazardous Substances Branch. In such a case, the Planning Section would have to ensure that necessary inter-branch coordination takes place whenever necessary. When a hazardous substance incident is large enough in

scope and/or complexity, both the operations and planning sections will be fully engaged. The Operations Section will be coordinating and carrying out tactics for the current operational period while the Planning Section is working on plans for the next operational period and beyond.

Due to the presence of hazardous substances/materials in a typical EPA response, the Agency expects to typically create an Environmental Unit within the Planning Section, as described in NIMS, to properly support the decision making capability of the ICS structure during a major incident. Planning, research, analytical data management, assessment, and other science or technical functions may not be able to be addressed by the responders as they focus on their field activities. The Environmental Unit would assemble and coordinate environmental stakeholders and needed Technical Specialists to provide scientific advice on various environmental and health issues and provide technical expertise, work products, plans or deliverables.

Since the Logistics Section and Finance Sections, if formed during a hazardous substance response, will reflect the same functional requirements as in the generic ICS organization, they have not been included in the organizational charts for this chapter.

UNIFIED COMMAND (UC)

Hazardous materials incidents will usually be managed under UC principles. Thus – in addition to EPA and state/tribal and/or local environmental agencies – fire, law enforcement, and public health agencies will also have some statutory jurisdiction and functional responsibility to

respond Most hazardous substance emergencies will involve both environmental and public safety components The best method of ensuring effective information flow and coordination between the responding agencies at the scene of a multi-agency incident is to establish an Incident Command Post (ICP) and the use of a UC Each key response agency should provide a representative to remain at the ICP who will have authority to speak for and commit agency resources

Figure 15-1 EPA-Led Response (Basic Structure)

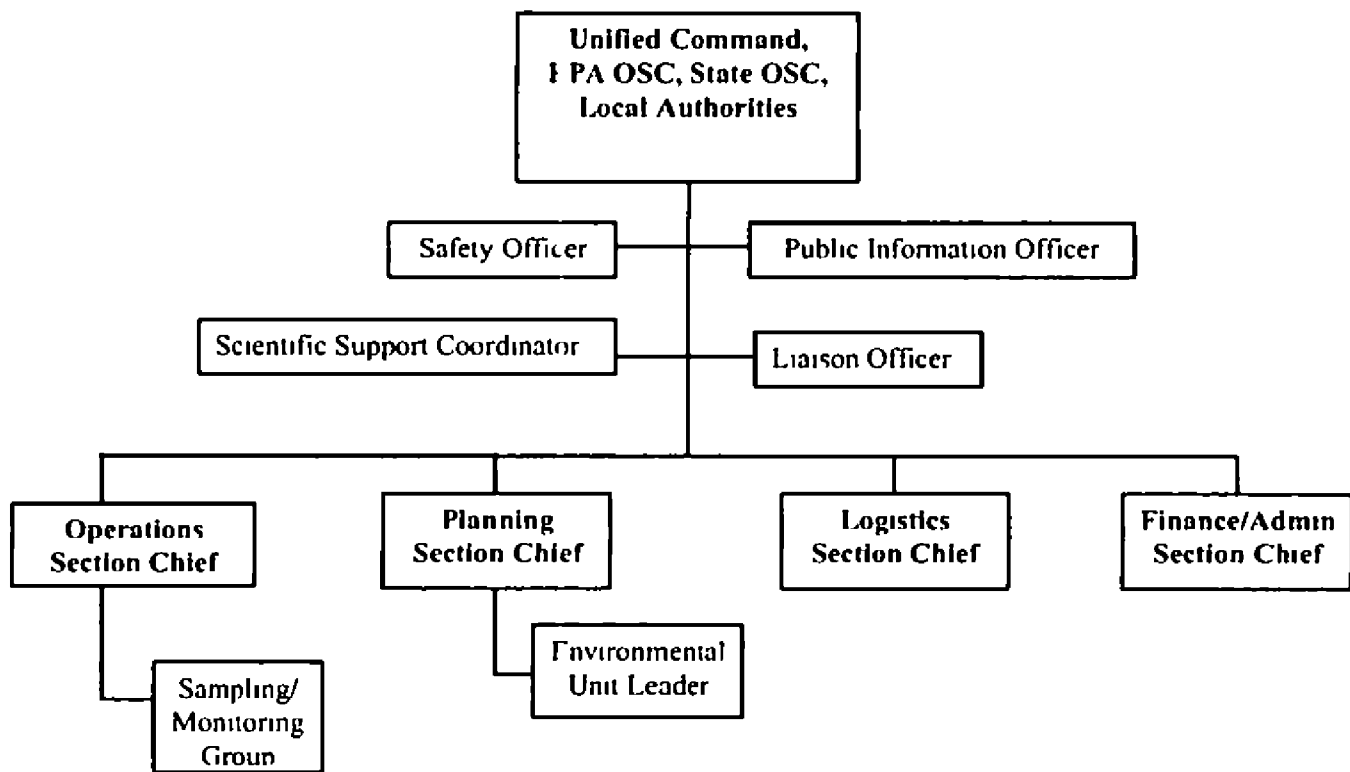


Figure 15-2 EPA-Led Response (Complex Structure)

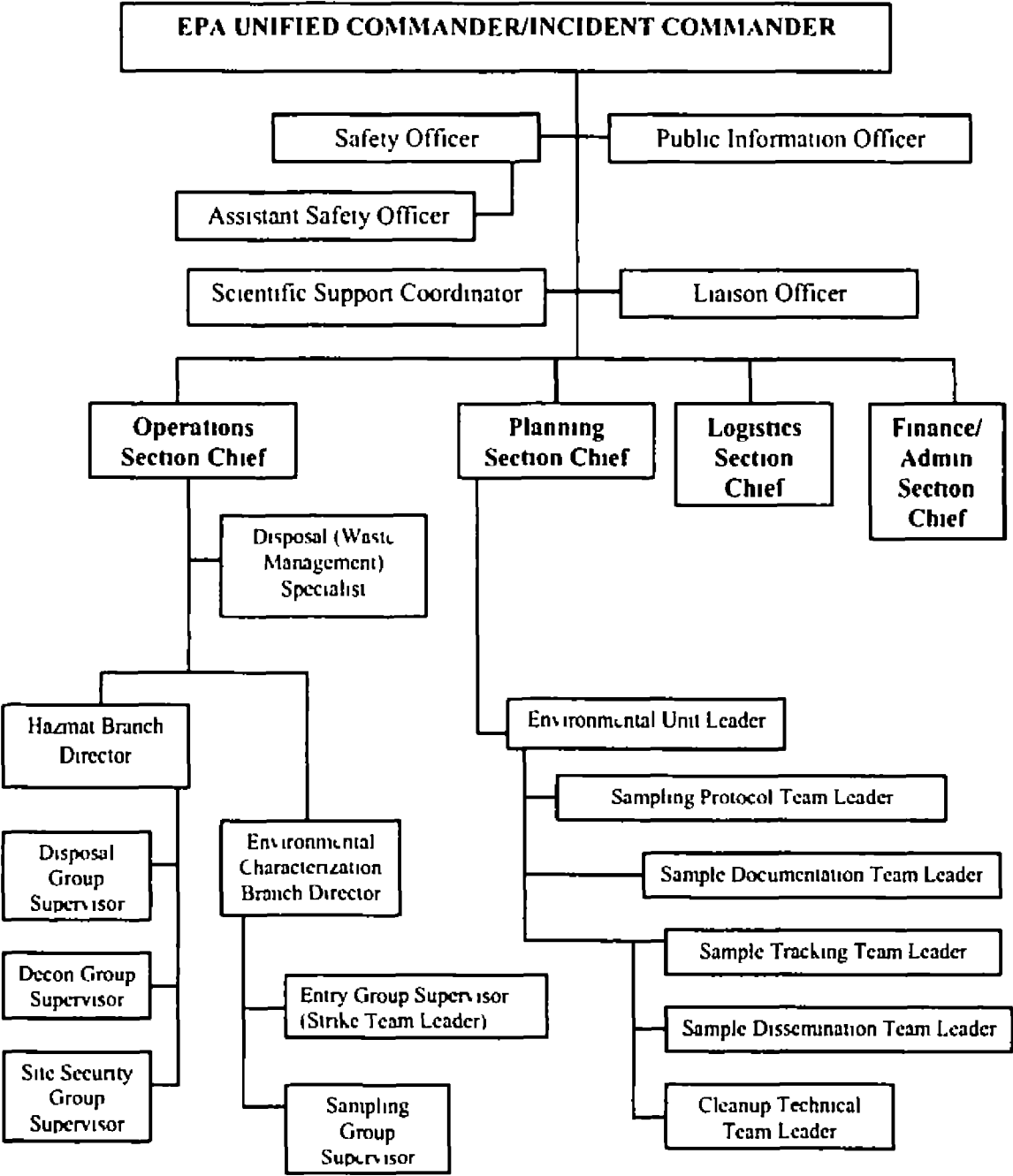
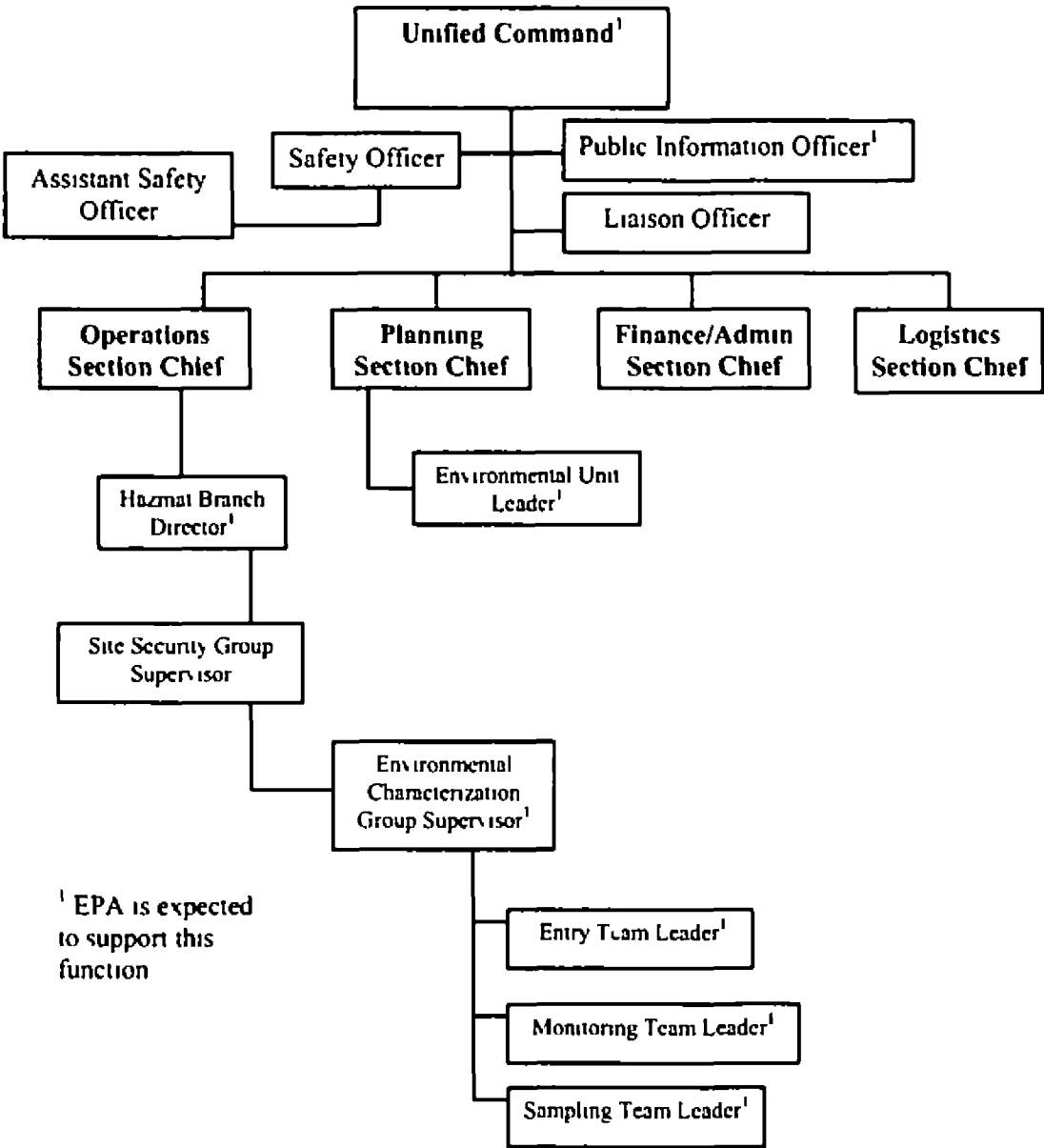


Figure 15-3 Multi Agency Response to a Multi-Hazard Incident



HAZARDOUS SUBSTANCE/MATERIAL (HAZMAT) RELEASE SPECIFIC ICS POSITIONS AND TASK DESCRIPTIONS

Only those positions and tasks specific and unique to Hazardous Substance/Material Release response missions will be described in this section. Persons assigned to positions common and consistent with the NIMS organization should refer to Chapters 7-12 of this IMH for their position/task description checklists.

SAFETY OFFICER (SO) - In addition to the specific tasks assigned to the SO, the SO for a hazardous substance incident will use the following guidance when preparing the Site Safety Plan:

- a. Review SO Responsibilities (Page 7-9),
- b. Assign site safety responsibility,
- c. Establish perimeter and restrict access,
- d. Characterize site hazards,
- e. Establish control zones,
- f. Assess site-specific training requirements for responders,
- g. Ensure safety briefings,
- h. Select personal protective equipment (PPE);
- i. Establish decontamination stations,
- j. Establish Emergency Medical Plan,
- k. Ensure that any injured EPA personnel complete EPA Form 144D-9, "Supervisor's Report of Accident or Illness", and
- l. Maintain Unit/Activity Log (ICS Form 214)

ASSISTANT SAFETY OFFICER (ASO) –The Assistant Safety Officer coordinates with the Hazardous Substance/Material (Hazmat) Branch Director. The Assistant Safety Officer coordinates safety related activities directly relating to the Hazmat Branch operations as mandated by 29 CFR Part 1910.120 and applicable state and local laws. The person in this position advises the Hazmat Branch Director on all aspects of health and safety and has the authority to stop or prevent unsafe acts. In a multi-activity incident the ASO does not act as the Safety Officer for the overall incident. ASO tasks include:

- a Review Safety Officer Responsibilities (Page 7-9);
- b Obtain a briefing from the Hazmat Branch Director,
- c Participate in the preparation and implementation of a Site Safety and Control Plan,
- d Advise the Hazmat Branch Director of deviations from the 1910.120-compliant HASP and/or Site Safety and Control Plan (ICS Form 208-HM) or any dangerous situations,
- e Alter, suspend, or terminate any activity that is judged to be unsafe,
- f Ensure the protection of personnel from physical, environmental, and chemical hazards/exposures;
- g Ensure the provision of required emergency medical services for assigned personnel and coordinate with the Medical Unit Leader,
- h Ensure that medical related records for the Hazmat Branch personnel are maintained, and
- i Maintain Unit/Activity Log (ICS Form 214)

DISPOSAL (WASTE MANAGEMENT) SPECIALIST – The Disposal (Waste Management) Specialist is responsible for providing the Operations Section Chief (OPS) with a Disposal Plan that details the collection, sampling, monitoring, temporary storage, transportation, recycling, and disposal of all anticipated response wastes

- a Review Common Responsibilities (Page 3-1),
- b Determine resource needs,
- c Participate in planning meetings as required,
- d Develop a Pre-Cleanup Plan and monitor pre-cleanup operations, if appropriate,
- e Develop a detailed Waste Management Plan,
- f Calculate and verify the volume of petroleum recovered, including petroleum collected with sediment/sand, etc,
- g Provide status reports to appropriate requesters, and
- h Maintain Unit/Activity Log (ICS Form 214)

HAZARDOUS SUBSTANCE/MATERIAL (HAZMAT)

HAZMAT BRANCH DIRECTOR – The Hazmat Branch Director is responsible for the implementation of the phases of the IAP dealing with the Hazmat Branch operations. The Hazmat Branch Director is responsible for the assignment of resources within the Hazmat Branch, reporting on the progress of control operations and the status of resources within the Branch. The Hazmat Branch Director directs the overall operations of the Hazmat Branch, additional tasks include

- a Review Branch Director Responsibilities (Page 8-9),
- b Ensure the development of Control Zones and Access Control Points and the placement of appropriate control lines,
- c Evaluate and recommend public protection action options to the OPS,
- d Ensure that current weather data and future weather predictions are obtained,
- e Establish environmental monitoring of the hazard site for contaminants,
- f Ensure that a 1910 120-compliant HASP and/or Site Safety and Control Plan (ICS Form 208-HM) is developed by the SO/ASO and implemented,
- g Ensure safety meetings are conducted with the Hazmat Branch;
- h Participate, when requested, in the development of the IAP,
- i Ensure that recommended safe operational procedures are followed,
- j Coordinate with the SO to ensure that the proper PPE is selected and used,
- k Coordinate with the Incident Commander (IC) to ensure that the appropriate notifications are made, and
- l Maintain Unit/Activity Log (ICS Form 214)

DISPOSAL GROUP SUPERVISOR – The Disposal Group Supervisor is responsible for coordinating the on-site activities of personnel engaged in collecting, storing, transporting, and disposing of waste materials. Depending on the size and location of the spill, the Disposal Group may be further divided into Teams, Task Forces, and Single Resources. The Disposal Group Supervisor's tasks include

- a Review Division/Group Supervisor Responsibilities (Page 8-10),
- b Implement the disposal portion of the IAP,
- c Ensure compliance with all hazardous waste laws and regulations,
- d Maintain accurate records of recovered material, and
- e Maintain Unit/Activity Log (ICS Form 214)

DECONTAMINATION GROUP SUPERVISOR - The Decontamination Group Supervisor is responsible for the operations of the decontamination element and for providing decontamination, as required by the IAP, additional tasks include

- a Review Division/Group Supervisor Responsibilities (Page 8-10);
- b Establish the Contamination Reduction Zone(s),
- c Identify contaminated people and equipment,
- d Supervise the operations of the decontamination element in the process of decontaminating people and equipment,

- e Maintain control of movement of people and equipment within the Contamination Reduction Zone,
- f Maintain communications and coordinate operations with the Entry Leader;
- g Maintain communications and coordinate operations with the Site Access Control Leader,
- h Coordinate handling, storage, and transfer of contaminants within the Contamination Reduction Zone, and
- i Maintain Unit/Activity Log (ICS Form 214)

SITE SECURITY GROUP LEADER - The Site Security Group Leader is responsible for the control of the movement of all people and equipment through appropriate access routes at the hazard site and ensures that contaminants are controlled and records are maintained

- a Review Unit Leader Responsibilities (Page 3-3),
- b Organize and supervise assigned personnel to control access to the hazard site,
- c Oversee the placement of the Exclusion Control Line and the Contamination Control Line,
- d Ensure that appropriate action is taken to prevent the spread of contamination,
- e Track the movement of persons passing through the Contamination Control Line to ensure that long-term observations are provided,
- f Coordinate with the Medical Group for proper separation and tracking of potentially contaminated individuals needing medical attention,

- g Maintain observations of any changes in climatic conditions or other circumstances external to the hazard site,
- h Maintain communications and coordinate operations with the Entry Team Leader,
- i Maintain communications and coordinate operations with the Decontamination Group Supervisor, and
- j Maintain Unit/Activity Log (ICS Form 214)

ENVIRONMENTAL CHARACTERIZATION BRANCH

DIRECTOR - This Branch reports to the OPS. In a multi-agency response, the Branch may be organized as a Group reporting to the Hazmat Branch under Operations. Overall responsibilities will remain consistent whether organized as a Branch or Group. The Branch is responsible for the phases of the Incident Action Plan (IAP) dealing with characterization and identification of site hazards and extent of contamination. The Branch/Group will typically consist of supporting Groups and Teams capable of conducting or supporting multi-media monitoring and sampling in all areas of the incident. Additional tasks include

- a Review Branch Director Responsibilities (Page 8-9),
- b Participate, when requested, in the development of the IAP,
- c Ensure the development of Control Zones and Access Control Points and the placement of appropriate control lines,

- d Establish environmental monitoring and sampling of contaminants for all site areas consistent with the IAP objectives,
- e Communicate data required for immediate operations to on-site operational and safety personnel,
- f Coordinate all monitoring and sampling activities with Entry Group, Field Analytical Team, Monitoring Group, and Sampling Group,
- g Provide analytical support and coordination for all environmental sampling, monitoring, and analyses,
- h Coordinate all sampling, monitoring, and analyses, and associated data with the Environmental Unit Leader (ENVL) Analytical Coordinator, if established,
- i Maintain communications and coordinate operations with the Resource Protection Group, Disposal Group, Decon Group, and Site Security Group to ensure ongoing operations mesh with overall objectives,
- j Maintain communications with the Environmental Unit, if established, and other Technical Specialists involved with evaluation or utilization of data and information generated by Branch operations,
- k Coordinate with the Safety Officer to ensure proper PPE is selected and used, and
- l Maintain Unit/Activity Log (ICS Form 214 or equivalent)

ENTRY GROUP SUPERVISOR/STRIKE TEAM LEADER

This group/team, led by a group supervisor or team leader, typically reports to the Environmental Characterization Branch Director. The Entry Group/Team is responsible for the overall entry operations of assigned personnel within the Exclusion Zone, additional tasks include

- a Review Division/Group Supervisor Responsibilities (Page 8-10) or Unit Leader Responsibilities (Page 3-3),
- b Supervise entry operations,
- c Recommend actions to mitigate the situation within the Exclusion Zone,
- d Carry out actions, as directed by the Environmental Characterization Branch Director,
- e Maintain communications and coordinate operations with the Decontamination Leader,
- f Maintain communications and coordinate operations with the Site Access Control Leader,
- g Maintain communications and coordinate operations with any Technical Specialists supporting the Branch operations as specified in the IAP,
- h Maintain control of the movement of people and equipment within the Exclusion Zone,
- i Direct rescue operations, as needed, in the Exclusion Zone, and
- j Maintain Unit/Activity Log (ICS Form 214)

ENTRY TEAM LEADER – Reports to the Hazmat Branch Director. The Entry Team Leader is responsible for the

overall entry operations of assigned personnel within the Exclusion Zone, Additional tasks include

- a Review Unit Leader Responsibilities (Page 3-3),
- b Supervise entry operations,
- c Recommend actions to mitigate the situation within the Exclusion Zone,
- d Carry out actions as directed by the Hazmat Branch Director,
- e Maintain communications and coordinate operations with the Decontamination Leader;
- f Maintain communications and coordinate operations with the Site Access Control Leader;
- g Maintain communications and coordinate operations with the appropriate Technical Specialist Hazmat Reference,
- h Maintain control of the movement of people and equipment within the Exclusion Zone,
- i Direct rescue operations, as needed, in the Exclusion Zone, and
- j Maintain Unit/Activity Log (ICS Form 214)

MONITORING TEAM LEADER – The Monitoring Team is assigned to the Environmental Characterization Group under the Operations Section. The Team is established to ensure the equipment used to monitor the released hazardous material is functioning correctly and the information is relayed to the Environmental Characterization Group in accordance with tactical objectives, additional tasks include

- a Ensure any readings that indicate an immediate health risk to responders are reported immediately to the Entry Team, the Safety Officer and the Environmental Characterization Group Supervisor,
- b Ensure equipment is calibrated and operating within the manufacturer's parameters,
- c Ensure that the equipment used to monitor the hazardous material is appropriate and the information adequately characterizes the material regardless of the impacted medium,
- d If the equipment readings are not available using a remote monitor, obtain direct readings as needed,
- e Report equipment problems immediately to the Environmental Characterization Group Supervisor,
- f Relay requests for additional equipment to the RESL following approval from the Environmental Characterization Group Supervisor and the Operations Section Chief,
- g Recover, decontaminate, and return equipment to inventory following the incident, and
- h Maintain Unit/Activity Log (ICS Form 214)

SAMPLING GROUP SUPERVISOR – The Sampling Group is assigned to the Operations Section because of the immediate communication and coordination they must have with the other field groups. The Field Sampling Group will normally include an Air Monitoring Strike Team, Water Sampling Strike Team, and a Soil Sampling Strike Team. They will normally be responsible for perimeter monitoring and sampling, and will either coordinate sampling within the hot zone and warm zones with the Entry Group, or if

properly trained and outfitted with PPE, they may take samples within the hot/warm zones themselves. Other responsibilities include

- a Review Division/Group Supervisor Responsibilities (Page 8-10),
- b Conduct all sampling required for immediate operation activity and communicate sampling data, such as results of routine air monitoring, to on-site operational and safety personnel,
- c Conduct air, water, and soil sampling as directed by the regulatory agencies and other interested parties through the Sampling Protocol Team,
- d Ensure that all samples are obtained following appropriate sample protocol and other special instructions they may obtain,
- e Ensure that all samples taken are properly documented and follow the chain of custody procedures;
- f Ensure that the samples are properly transferred to the Sample Documentation and Tracking Teams for proper documentation, analysis, and final dissemination, and
- g Maintaining Unit/Activity Log (ICS Form 214)

ENVIRONMENTAL UNIT LEADER (ENVL) – In addition to the responsibilities outlined in Chapter 10, this position provides technical information and assistance to the Hazardous Substances/Material Branch using various reference sources such as computer databases, technical journals, and phone contact with facility representatives. Tasks include

- a Review Environmental Unit Leader Responsibilities (Page 10-1),
- b Obtain a briefing from the Planning Section Chief (PSC),
- c Provide technical support to the Hazardous Substance/Materials Branch Director,
- d Maintain communications and coordinate operations with the Entry Leader, Scientific Support Coordinator (SSC), and Environmental Characterization Branch,
- e Provide and interpret environmental monitoring information,
- f Provide for analysis of hazardous material samples Determine PPE compatibility to hazardous material,
- g Provide technical information on the incident for documentation,
- h Coordinate the release of technical information with public and private agencies (e g , Poison Control Center, Toxicology Center, State Department of Food and Agriculture, National Response Team);
- i Assist the Planning Section with projecting the potential environmental effects of the release,
- j Coordinate the release of information with the IC, the SSC, the Headquarters Environmental Unit, and the Office of Public Affairs (OPA) as appropriate, and
- k Maintain Unit/Activity Log (ICS Form 214)

The following teams may be organized under the Environmental Unit

SAMPLING PROTOCOL TEAM LEADER - During a significant hazardous substance/Material release incident, there will be numerous requirements for sampling under the ICS UC umbrella. Unless control is taken immediately, there is the possibility for each entity with regulatory or legal interest to begin a sampling regimen independent of each other. The Sampling Protocol team under the Planning Section would be responsible for

- a Review Unit Leader Responsibilities (Page 3-3),
- b Determine the overall sampling protocol for the incident,
- c Coordinate within the interested parties what analysis is required for overall samples,
- d Coordinate procedures for split samples between all parties,
- e Provide special instructions to the field sampling teams operating under the OPS,
- f Coordinate with appropriate agencies and the RP, determine independent laboratories to be used for analysis, and coordinate the contracting of their services with the Logistics Section and Finance Section,
- g Provide specific special instructions to the laboratories for analytical work, and
- h Maintain Unit/Activity Log (ICS Form 214)

SAMPLE DOCUMENTATION TEAM LEADER – During a significant hazardous substance/Material release incident

there is the potential for thousands of samples to be taken and analyzed. The Sample Documentation Team will be assigned to the Documentation Unit Leader and will assist that unit with ensuring that sample analyses are maintained as part of the historical record.

SAMPLE TRACKING TEAM LEADER – As indicated above for sample documentation, there is the possibility of thousands of samples to be taken for analysis during a significant hazardous substance release incident. The Sample Tracking Team will be responsible for

- a Review Unit Leader Responsibilities (Page 3-3),
- b Ensure that all samples are collected from Field Sampling Teams,
- c Coordinate preferred turn around times for specific samples being analyzed;
- d Coordinate with OPS to ensure that proper chain of custody documents are prepared and logged for all samples,
- e Assign control numbers to all samples,
- f Ensure samples are properly transferred to the appropriate laboratory, and documented,
- g Track samples to ensure that sample analysis is completed according to requested schedule, and determine reasons for delays, and
- h Maintain Unit/Activity Log (ICS Form 214)

SAMPLE DISSEMINATION TEAM LEADER – During a significant hazardous substance release, there are many occasions when several parties will need the information obtained from a sample analysis. It will be the responsibility

of this team to ensure that all parties with a legitimate need for a copy of an analysis obtain it as soon as the information is available. They will coordinate this activity with the Sample Documentation Team and the Sample Tracking Team to ensure that the original analysis document is retained in the Documentation Section for the historical event file.

CLEANUP TECHNICAL TEAM LEADER – During the emergency phase of the release incident, the primary goal for the operation will be to secure the source of the release, and to minimize effects of the release on the public and environment. These efforts will usually involve firefighting, plugging and patching tanks, evacuation of threatened persons, search and rescue, etc. However, it is important that while these efforts are in progress, work begins on determining appropriate cleanup methods for the affected areas. This team will

- a Review Unit Leader Responsibilities (Page 3-3),
- b Research the state of the art approaches for mitigating the hazardous substance product released,
- c Determine the most reasonable and economical approach for remediation of the effects of the release,
- d Develop a removal work plan for approval by the UC,
- e Review information obtained throughout the emergency phase, and modify the removal work plan as required so it is up to date at the time of implementation, and

f Maintain Unit/Activity Log (ICS Form 214)

NCP SPECIAL TEAMS AND OTHER ASSETS

The phone numbers for the most commonly used NCP Special Teams and other Response Teams are included in the inside cover of this handbook. These teams can be accessed by contacting your REOC or Headquarters EOC. In addition to the Special Teams identified on the inside cover of this handbook, the following assets are also available:

The Radiological Emergency Response Team (RERT), based in EPA's Office of Radiation and Indoor Air and regional offices, responds to emergencies involving releases of radioactive materials. Working closely with EPA's Superfund Program as well as Federal, state, and local agencies, the RERT responds to emergencies that can range from accidents at nuclear power plants, to transportation accidents involving shipments of radioactive materials, to deliberate acts of nuclear terrorism.

The EPA National Decontamination Team (NDT) consists of a cadre of highly specialized engineers and scientists dedicated to providing immediate technical decontamination expertise in the event of a chemical, biological, or radiological attack. The team can be utilized as a source of "reach back" expertise or requested to respond to the incident and serve as technical experts in Operations or the Environmental Unit.

The EPA Environmental Response Team (ERT) is comprised of a group of EPA technical specialists who can provide experienced technical and logistical assistance in responding to environmental emergencies such as oil or hazardous materials spills, in addition to the characterization and clean up of hazardous waste sites. Their offices in Edison, NJ, Cincinnati, OH, Washington, D C , and Las Vegas, NV, maintain around-the-clock readiness to provide expertise in such areas including, but not limited to: rapid assessment techniques, clean-up and treatment technologies, field analytics and method development, toxicology, health and safety protocols, radiation health physics, and ecological risk assessment.

The Homeland Security Laboratory Response Program (HSLRP) within the Office of Emergency Management serves as the central Agency focal point and clearinghouse on HSLR preparedness. Its primary responsibility is to establish and maintain national environmental sampling and laboratory analytical capabilities and capacities necessary for effective and timely response to environmental contamination resulting from a terrorist incident, national threat event associated with Weapons of Mass Destruction (WMDs), or other incidents of national significance (INS). To carry out this responsibility, the HSLRP is building upon existing networks and infrastructure to develop the Environmental Laboratory Response Network (eLRN), which will have testing capability and capacity to meet EPA's responsibilities for surveillance, response, and recovery from incidents involving the release of Chemical, Biological, or Radiological (CBR) agents. The HSLRP is responsible for coordinating with EPA programs and laboratories as well.

as working with other Federal and state agencies to leverage resources and build necessary laboratory capacity to meet the nation's needs for environmental analyses associated with an INS. As such, it should be contacted for environmental analytical needs associated with an INS or a WMD event prior to contacting or obtaining laboratory services from other providers such as the Department of Defense or the LRN. The HSLRP has established relationships with these providers or networks via memoranda of understanding, which are in final developmental stages. For additional information contact EPA Office of Emergency Management, Homeland Security Laboratory Response Team Leader.

The USCG National Strike Force (NSF) is comprised of Coast Guard technical specialists who deploy with specialized equipment and expertise, in addition to NIMS ICS incident management skills. They assist Federal On-Scene Coordinators and Coast Guard Incident Commanders during an incident and in their preparedness activities. The Strike Teams provide rapid response support in incident management, site safety, contractor performance monitoring, resource documentation, response strategies, hazard assessment, oil spill dispersant and operational effectiveness monitoring, high capacity lightering and offshore skimming capabilities.

The Interagency Modeling and Atmospheric Assessment Center (IMAAC) is a Department of Homeland Security (DHS)-led interagency center that coordinates and delivers consequence predictions for major chemical, biological, or radiological airborne hazardous material releases. IMAAC rapidly generates

real-time consequence prediction maps nationwide and distributes them electronically including via a controlled website. During actual or potential incidents requiring Federal coordination, the IMAAC provides a single point for the coordination and dissemination of Federal dispersion modeling and hazard prediction products that represent the Federal position (National Response Plan, Notice of Change, May 2006). In collaboration with member organizations, Lawrence Livermore National Laboratory's (LLNL) National Atmospheric Release Advisory Center (NARAC) is the primary interim provider of IMAAC reach-back services. Specialties include source term analysis, meteorology, dispersion modeling, event reconstruction, and urban dispersion.

Occupational Safety and Health Administration (OSHA) has established four specialized response teams to support the responder in the area of safety and health: the chemical team (toxic industrial chemicals, materials, and weapons of mass destruction chemicals), the biological team, the radiological team, and the structural collapse team. The teams are comprised of certified industrial hygienists, professional engineers, occupational physicians, and specialized safety experts. The OSHA teams are available to assist the OSCs in their preparedness and response duties. Requests for support should be made to OSHA's Specialized Response Team Coordinator, located at OSHA's Salt Lake Technical Center (SLTC) in Sandy, Utah or OSHA's Director, Directorate of Science, Technology, and Medicine located in OSHA's national office.

**Department of Health & Human Services (HHS),
Centers for Disease Control and Prevention (CDC),
Agency for Toxic Substances and Disease Registry
(ATSDR) Emergency Response Teams**

The ATSDR is an agency of the U S Department of Health and Human Services. The mission of ATSDR is to serve the public by using the best science, taking responsive public health actions, and providing trusted health information to prevent harmful exposures and disease related to toxic substances. ATSDR is directed by Congressional mandate to perform specific functions concerning the effect on public health of hazardous substances in the environment. Some of these functions include public health assessments of hazardous waste sites, health consultations concerning specific hazardous substances, publication of toxicological profiles on hazardous substances, health surveillance and registries, and response to emergency releases of hazardous substances. The ATSDR has easy access to other health and medical specialists within HHS. ATSDR Emergency Response Teams are available 24/7, and are comprised of toxicologists, physicians, and other scientists available to assist during an emergency. Team members have special expertise in environmental health assessment, air monitoring, health risk communication, industrial hygiene and bio-terrorism. Most human health advice is provided by telephone to response professionals on the scene, but on-site assistance is available upon request of the OSC.

**The EPA National Counter-Terrorism Evidence
Response Team (NCERT)**, which is located at EPA
Headquarters Office of Enforcement, Compliance, and
Assurance (OECA), is comprised of Criminal Investigative

Division (CID) Special Agents and staff from EPA HQ and regional offices. Team members include expert technical and investigative personnel, engineers, analysts, computer specialists and environmental specialists, who participate in the detection of terrorist activities, evaluation of terrorist and counter-terrorism activities, and investigation of and safe operations at crime scenes involving chemicals, toxic substances and hazardous wastes.

The FBI's Hazardous Materials Response Unit (HMRU) responds to criminal acts and incidents involving the use of hazardous materials, and develops the FBI's technical proficiency and readiness for crime scene and evidence-related operations in cases involving chemical, biological and radiological agents and hazardous waste materials. The HMRU staff includes a wide-range of personnel including supervisory special agents, hazardous materials officers, specialists and scientists. The HMRU interfaces with the Laboratory Response Network (LRN) for assistance with bio-agent sample analysis and data interpretation. The HMRU is based in Quantico, VA.

The FBI's Hazardous Material Response Teams (HMRTs) are teams of generally eight to thirty-two people outfitted with appropriate equipment for the collection of evidence at a potential crime scene. There are currently 28 teams located throughout the country.

Additional assets are available through the Department of Defense and can be accessed through the NRC, the NRT or RRTs. These assets are discussed in detail in Chapter 19 and include the following:

- US Army's Chemical, Biological Rapid Response Team (CBRRT),
- US Army's Medical Research Institute of Infectious Diseases (USAMRIID),
- US Army's Edgewood Chemical Biological Center (ECBC),
- US Marine Corps Chemical Biological Incident Response Force (CBRIF),
- US Army Soldier Biological Chemical Command (SBCCOM),
- US Army's Technical Escort Unit (TEU), and
- Department of Health and Human Services (HHS), Centers for Disease Control and Prevention (CDC), National Center for Environmental Health (NCEH)

CHAPTER 16

INTELLIGENCE

The analysis and sharing of information and intelligence are important elements of the Incident Command System (ICS). Under the National Incident Management System (NIMS), intelligence includes not only national security and other types of classified information, but also other operational information, such as risk assessments, medical intelligence (e.g., surveillance), toxic contaminant levels, and other data that may come from a variety of different sources. Traditionally, information and intelligence functions are located in the Planning Section. However, the Incident Commander (IC) may assign the information and intelligence functions to other parts of the ICS organization. In any case, law enforcement-sensitive information and intelligence must be appropriately analyzed and shared with personnel designated by the IC who have proper clearance and a “need-to-know” to ensure that they have the information they need to support decision-making.

For EPA-led responses, the “information” aspect of the intelligence and information function will always be located within the Planning Section (see Chapter 9). However, the “intelligence” aspect may be organized in any one of the following ways:

- A Within the Command Staff – This option may be most appropriate in incidents with little need for classified intelligence and in which incident-related intelligence is provided by supporting Agency Representatives, through real-time reach-back capabilities.

- B As a Unit within the Planning Section – This option may be most appropriate in an incident with some need for tactical intelligence and when no law enforcement entity is a member of the Unified Command (UC)**
- C As a Branch within the Operations Section – This option may be most appropriate in incidents with a high need for tactical classified intelligence and when law enforcement is a member of the UC**
- D As a separate General Staff Section – This option may be most appropriate when an incident is heavily influenced by intelligence factors or when there is a need to manage and/or analyze a large volume of classified and/or highly sensitive intelligence. This option is particularly relevant to a terrorism incident, for which intelligence plays a critical role throughout the incident life cycle**

However it is organized, the intelligence function is responsible for developing, conducting, and managing information-related security plans and operations. These can include information security and operational security activities, as well as the complex task of ensuring that sensitive information of all types (e.g., classified information, sensitive law enforcement information, proprietary and personal information, export-controlled information) is handled in a way that not only safeguards the information, but also ensures that it gets to those who need access to it so that they can effectively and safely conduct their missions. The intelligence function also has the responsibility for coordinating information and

operational-security matters with the Public Information Officer (PIO), particularly where public awareness activities may affect information or operations security

INTELLIGENCE OFFICER (INTO) – Because the intelligence function is expected to fall most commonly within the Command Staff in EPA-led responses, the position is being called an Intelligence Officer. However, sometimes you may not have an INTO but the function may be located elsewhere in the Incident Command System such as within the Operations Section. The major responsibilities of the INTO are

- a Review Common Responsibilities (Page 3-1),
- b Collect and analyze incoming intelligence information from all sources,
- c Determine the applicability, significance, and reliability of incoming intelligence information,
- d As requested, provide intelligence briefings to the IC/UC,
- e Coordinate with PIO and OPA if needed,
- f Provide intelligence briefings in support of the ICS Planning Cycle,
- g Provide Situation Unit with periodic updates of intelligence issues that impact consequence management operations,
- h Answer intelligence questions and advise Command and General Staff as appropriate,
- i Supervise, coordinate, and participate in the collection, analysis, processing, and dissemination of intelligence,

- j Assist in establishing and maintaining systematic, cross-referenced intelligence records and files,
- k Establish liaison with all participating law enforcement agencies including the FBI/Joint Terrorism Task Force (JTTF), and state, local, and tribal police departments,
- l Conduct first order analysis on all incoming intelligence, and fuse all applicable incoming intelligence with current intelligence holdings in preparation for briefings,
- m Prepare all required intelligence reports and plans,
- n As the incident dictates, determine need to implant Intelligence Specialists in the Planning and Operations Sections, and
- o Maintain Unit/Activity Log (ICS Form 214)

CRITICAL POSITIONS TO EPA'S INTELLIGENCE COORDINATION

For access to these positions, contact the EPA Headquarters Emergency Operations Center (EOC) Watch Officer at the phone number listed on the inside cover

SENIOR INTELLIGENCE ADVISOR TO EPA OFFICE OF HOMELAND SECURITY (SIA EPA OHS) – The SIA EPA OHS is responsible for intelligence (classified) in all situations (e g , terrorism, natural disasters) to the Administrator and his/her staff

SEPTEMBER 2007

SENIOR INTELLIGENCE ADVISOR TO EPA OFFICE OF CRIMINAL ENFORCEMENT, FORENSICS, AND TRAINING/HOMELAND SECURITY DIVISION (SIA EPA OCEFT/HSD) – The SIA EPA OCEFT/HSD is responsible for all intelligence (classified) involving all law enforcement operations for EPA, and is responsible for reporting to the Headquarters EOC and the Associate Administrator of OHS

CHAPTER 17

INLAND OIL SPILLS

The Oil Spill Chapter of the EPA Incident Management Handbook (IMH) is intended to be consistent with the US Coast Guard's (USCG) IMH. This chapter has been developed from the perspective of EPA responding to an oil spill occurring in the inland zone and/or in EPA's response jurisdiction.

The inland oil spills chapter is designed to provide the organization structure that will provide supervision and control for the essential functions required at inland oil spill incidents. The organization structure will have much in common with the structure used for managing a hazardous substances response. As applicable, consult Chapter 15, Hazardous Substances Response, regarding relevant aspects of those organization structures. Only the organization and task descriptions that are pertinent to oil spill Incident Command System (ICS) positions, functions, and tasks are presented in this chapter. For a full description of a specific ICS position assignment or task, refer to the appropriate task assignment provided in Chapters 7-12 of this IMH.

The typical response objectives for an oil spill response are

- a Ensure the safety of citizens and response personnel,
- b Control the source of the spill,

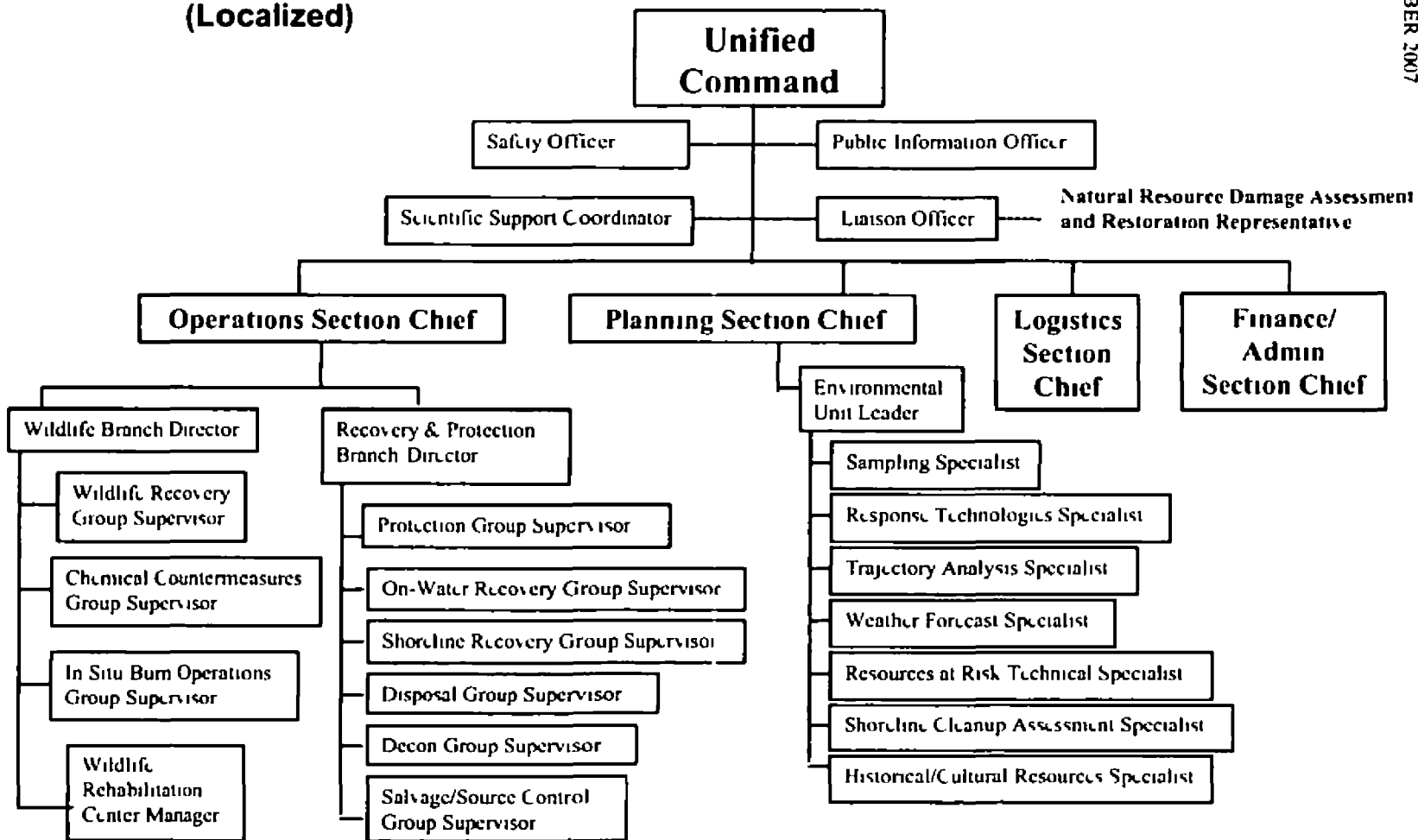
- c Manage a coordinated response effort,
- d Maximize protection of environmentally sensitive areas including wildlife and historic properties,
- e Contain and recover spilled material,
- f Recover and rehabilitate injured wildlife,
- g Remove oil from impacted areas,
- h Minimize economic impacts,
- i Keep stakeholders informed of response activities,
- j Keep the public informed of response activities, and
- k Maintain Unit/Activity Log (ICS Form 214)

Two scenarios are presented in this chapter, presenting unique concerns for incident management. The first scenario, with an ICS organizational chart depicted in Figure 17-1, involves an EPA-led response to an inland oil spill that impacts areas in close proximity (for example, a release from a facility that impacts a localized area along a single shore of a navigable waterway). The second, with an ICS organizational chart depicted in Figure 17-2, involves an EPA-led response to an inland oil spill that involves locations which are geographically separate (for example, a pipeline break or vessel rupture in which oil impacts both shores of a wide river, with no bridge located nearby). It should be noted that there is no one “correct” approach to managing either type of incident, in the latter case especially, a number of approaches are available for dealing with what could be a major incident including dividing the incident into two or more incidents, expanding the ICS planning capacity for the incident, or expanding the ICS organization to accommodate a second Operations or

SEPTEMBER 2007

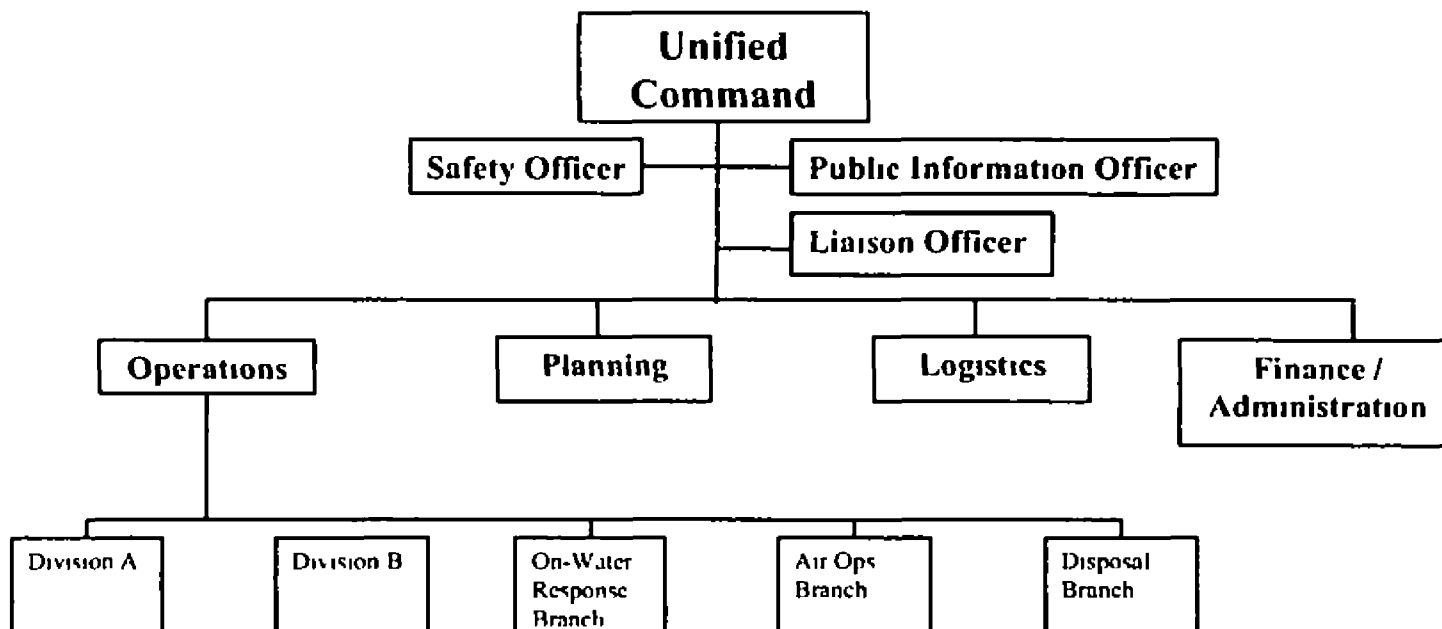
Logistics Section For the purposes of this IMH, however, the organization structure presented depicts a fairly straightforward response in which the Operations Section is divided and the Staging Areas are developed along the lines of the geographic division of the river

Figure 17-1: Non-Geographically Divided (Localized)



**Figure 17-2: Geographically
Dispersed Inland Oil Spill**

SEPTEMBER 2007



UNIFIED COMMAND (UC) – Whenever possible and practical, an oil spill response should be organized under a UC structure that includes, but is not limited to

- The On-Scene Coordinator (OSC)
- The state/tribal On-Scene Incident Commander
- The representative of the Responsible Party (RP) Incident Commander (IC)
- Appropriate local authorities

The UC is responsible for the overall management of the incident. The UC directs incident activities including the development and implementation of strategic decisions and approves the ordering and releasing of resources. The UC may assign a Deputy IC to assist in carrying out IC responsibilities. Tasks specific to oil spill events are

- a Review IC Responsibilities (Page 7-2),
- b Review response objectives found on Page 17-1,
- c Be cognizant of the primary objectives for oil spill response activities,
- d Control the source of the spill,
- e Manage a coordinated response effort,
- f Maximize protection of environmentally sensitive areas,
- g Contain and recover spilled material,
- h Recover and rehabilitate injured wildlife,
- i Remove oil from impacted areas,
- j Minimize economic impacts,
- k Keep stakeholders informed of response activities,
- l Keep the public informed of response activities,

- m Ensure that the source of a discharge is designated and that the RP advertises procedures by which claims may be presented or that the National Pollution Fund Center (NPFC) assumes this role,
- n Inform the NPFC regarding the source of the discharge NPFC will issue the required Notice of Designation,
- o Refer all removal and damage claims to the RP or, if no identifiable RP, to the NPFC Claims Adjudication division, and
- p Maintain Unit/Activity Log (ICS Form 214)

SCIENTIFIC SUPPORT COORDINATOR (SSC) – The Scientific Support Coordinator (SSC) is a technical specialist and is defined in the National Oil and Hazardous Substances Pollution Contingency Plan (NCP) as the principal advisor to the OSC for scientific issues. The SSC is responsible for providing expertise on chemical hazards, field observations, trajectory analysis, resources at risk, environmental tradeoffs of countermeasures and cleanup methods, and information management. The SSC is also charged with gaining consensus on scientific issues affecting the response, and ensuring that differing opinions within the scientific community are communicated to the incident command. Additionally, the SSC is responsible for providing data on weather, tides, currents, and other applicable environmental conditions. The SSC may serve as the Environmental Unit Leader (ENVL). Tasks specific to the SSC include

- a Review SSC Responsibilities (Page 7-13),
- b Attend planning meetings,

- c Determine resource needs,
- d Obtain consensus on scientific issues affecting the response and present differing opinions to the Incident Commander,
- e Provide information on chemical hazards,
- f Evaluate environmental tradeoffs of countermeasures and cleanup methods, and response endpoints; and
- g Maintain Unit/Activity Log (ICS Form 214)

NRDAR REPRESENTATIVE – The Natural Resource Damage Assessment and Restoration (NRDAR)

Representatives are responsible for coordinating NRDAR needs and activities of the trustee team. NRDAR activities generally do not occur within the structure, processes, and control of the ICS. However, particularly in the early phases of a spill response, many NRDAR activities overlap with the environmental assessment performed for spill response. Therefore, NRDAR Representatives should remain coordinated with the spill response organization through the Liaison Officer (LNO), and they may need to work directly with the UC, Planning Section, Operations Section, and the National Oceanic and Atmospheric Administration (NOAA) SSC to resolve any problems or address areas of overlap. This includes close coordination with the LNO for obtaining timely information on the spill and injuries to natural resources.

While NRDAR resource requirements and costs may fall outside the responsibility of the Logistics and Finance/Administrative Sections, coordination is important. The NRDAR Representative will coordinate NRDAR or

injury determination activities Tasks specific to the NRDAR Representative include

- a Review Agency Representative Responsibilities (Page 7-8),
- b Attend appropriate meetings to facilitate communication between NRDAR Team and IC/UC,
- c Provide status reports,
- d Coordinate with the LNO, or the UC in the absence of an LNO, to assure that NRDAR field activities do not conflict with response activities and request logistical support for NRDAR field activities;
- e Seek the OPS's cooperation in acquiring response-related samples or results of sample analysis applicable to NRDAR (e g , spilled petroleum product from source and/or oil from contaminated wildlife),
- f Support the UC's information needs through the LNO,
- g Interact with appropriate units to collect information requested by the NRDAR Team,
- h Obtain necessary safety clearances for access to sampling sites,
- i Coordinate with other organizations identify personnel available for NRDAR, and
- j Maintain Unit/Activity Log (ICS Form 214)

The following positions, if established, would normally be assigned to the Operations Section

WILDLIFE BRANCH DIRECTOR – The Wildlife Branch Director is responsible for minimizing wildlife injuries during spill responses, coordinating early aerial and ground reconnaissance of the wildlife at the spill site and reporting results to the Situation Unit Leader (SITL), advising on wildlife protection strategies, including diversionary booming placements, *in situ* burning, and chemical countermeasures, removing oiled carcasses, employing wildlife hazing measures as authorized in the Incident Action Plan (IAP), and recovering and rehabilitating impacted wildlife. A central Wildlife Processing Center should be identified and maintained for evidence tagging, transportation, veterinary services, treatment and rehabilitation storage, and other support needs. The activities of private wildlife care groups, including those employed by the RP, will be overseen and coordinated by the Wildlife Branch Director. Tasks specific to the Wildlife Branch Director include:

- a. Review Branch Director Responsibilities (Page 8-9),
- b. Develop the Wildlife Branch portion of the IAP,
- c. Supervise Wildlife Branch operations,
- d. Determine resource needs,
- e. Review the suggested list of resources to be released and initiate recommendation for release of resources,
- f. Assemble and disassemble teams/task forces assigned to the Wildlife Branch,
- g. Report information about special activities, events, and occurrences to the Operations Section Chief (OPS);

- h Assist in determining training needs of wildlife recovery volunteers, and
- i Maintain Unit/Activity Log (ICS Form 214)

WILDLIFE RECOVERY GROUP SUPERVISOR – The Wildlife Recovery Group Supervisor is responsible for coordinating the search for collection and field tagging of dead and live impacted wildlife and transporting them to the processing center(s). This group should coordinate with the Planning Situation Unit in conducting aerial and group surveys of wildlife population in the vicinity of the spill. They should also deploy acoustic and visual wildlife hazing equipment, as needed. Tasks specific to the Wildlife Recovery Group Supervisor include

- a Review Division/Group Supervisor Responsibilities (Page 8-10),
- b Determine resource needs,
- c Establish and implement protocols for collection and logging of impacted wildlife,
- d Coordinate with the Logistics Section Chief on the transportation of wildlife to processing stations(s), and
- e Maintain Unit/Activity Log (ICS Form 214)

CHEMICAL COUNTERMEASURES GROUP SUPERVISOR – The Chemical Countermeasures Group Supervisor is responsible for coordinating all aspects of a chemical countermeasure application operation, once approval for their use has been obtained through the network established in Subpart J of the NCP. For aerial applications, the Group works closely with the Air Tactical

Group Supervisor Tasks specific to the Chemical Countermeasures Group Supervisor include

- a Review Division/Group Supervisor responsibilities (Page 8-10),
- b Determine resource needs,
- c Assist the Planning Section in the development of dispersant operations and monitoring plans,
- d Implement approved dispersant operations and monitoring plans,
- e Manage dedicated dispersant resources and coordinate required monitoring,
- f Coordinate required monitoring, and
- g Maintain Unit/Activity Log (ICS Form 214)

IN-SITU BURN OPERATIONS GROUP SUPERVISOR –

The In-Situ Burn Operations Group Supervisor is responsible for coordinating all aspects of an *in situ* burn operation, once approval for their use has been obtained through the network established in Subpart J of the NCP. For aerial ignition, the Group works closely with the Air Tactical Group Supervisor. Tasks specific to the In-Situ Burn Operations Group Supervisor include

- a Review Division/Group Supervisor Responsibilities (Page 8-10);
- b Determine resource needs,
- c Assist the Planning Section in the development of *in situ* burn operations and monitoring plans,
- d Implement approved *in situ* burn operations and monitoring plans,

- e Manage dedicated *in situ* burning resources,
- f Coordinate required monitoring, and
- g Maintain Unit/Activity Log (ICS Form 214)

WILDLIFE REHABILITATION CENTER MANAGER – The Wildlife Rehabilitation Center Manager is responsible for the oversight of facility operations, including receiving oiled wildlife at the processing center, recording essential information, collecting necessary samples, and conducting triage, stabilization, treatment, transport and rehabilitation of oiled wildlife. The Wildlife Rehabilitation Center Manager is responsible for assuring transportation to appropriate treatment centers for oiled animals requiring extended care and treatment. Tasks specific to the Wildlife Rehabilitation Center Manager include:

- a Review Common Responsibilities (Page 3-1),
- b Determine resource needs and establish a processing station for impacted wildlife,
- c Process impacted wildlife and maintain logs,
- d Collect numbers/types/status of impacted wildlife and brief the Wildlife Branch Operations Director,
- e Coordinate with the Logistics Section Chief on the transportation of wildlife to other facilities,
- f Coordinate release of recovered wildlife with the Natural Resource trustee,
- g Implement Incident Demobilization Plan, and
- h Maintain Unit/Activity Log (ICS Form 214)

RECOVERY AND PROTECTION BRANCH DIRECTOR – The Recovery and Protection Branch Director is

responsible for overseeing and implementing the protection, containment and cleanup activities established in the IAP. Tasks specific to the Recovery and Protection Branch Director include

- a Review Branch Director Responsibilities (Page 8-9),
- b Obtain and review Area Contingency Plans if developed,
- c Advise OPS on feasible recovery methods, staging areas, and access areas,
- d Advise OPS on equipment usage and availability for proposed recovery actions,
- e In conjunction with Natural Resources Trustee Representative and the Historical/Cultural Resources Specialist, develop a prioritized list of sensitive areas or species that may be impacted by recovery actions,
- f Develop a protection strategy for resources at risk,
- g Coordinate with the Scientific Support Coordinator, and
- h Maintain Unit/Activity Log (ICS Form 214)

PROTECTION GROUP SUPERVISOR – The Protection Group Supervisor is responsible for the deployment of containment, diversion, and adsorbent/absorbent materials in designated locations. Depending on the size of the incident, the Protection Group may be further divided into Teams, Task Forces, and Single Resources. Tasks specific to the Protection Group Supervisor include

- a Review Division/Group Supervisor Responsibilities (Page 8-10),

- b Implement Protection Strategies in the IAP,
- c Direct, coordinate, and assess the effectiveness of protective actions,
- d Modify protective actions, as needed, and
- e Maintain Unit/Activity Log (ICS Form 214)

ON-WATER RECOVERY GROUP SUPERVISOR – The On-Water Recovery Group Supervisor is responsible for managing on-water recovery operations in compliance with the IAP. The Group may be further divided into Teams, Task Forces, and Single Resources. Tasks specific to the On-Water Recovery Group Supervisor include

- a Review Division/Group Supervisor Responsibilities (Page 8-10),
- b Implement Recovery Strategies in the IAP,
- c Direct, coordinate, and assess the effectiveness of on water recovery actions,
- d Modify recovery actions as needed,
- e Coordinate with Shoreline Recovery Group Supervisor, and
- f Maintain Unit/Activity Log (ICS Form 214)

SHORELINE RECOVERY GROUP SUPERVISOR – The Shoreline Recovery Group Supervisor is responsible for managing shoreside cleanup operations in compliance with the IAP. The Group may be further divided into Strike Teams, Task Forces, and Single Resources. Tasks specific to the Shoreline Recovery Group Supervisor include

- a Review Division/Group Supervisor Responsibilities (Page 8-10),
- b Implement Recovery Strategies in the IAP,
- c Direct, coordinate, and assess effectiveness of shoreside recovery actions,
- d Modify protective actions, as needed,
- e Coordinate with the On-Water Recovery Group Supervisor, and
- f Maintain Unit/Activity Log (ICS Form 214)

DISPOSAL GROUP SUPERVISOR – The Disposal Group Supervisor is responsible for coordinating the onsite activities of personnel engaged in collecting, storing, transporting, and disposing of waste materials. Depending on the size and location of the spill, the Disposal Group may be further divided into Teams, Task Forces, and Single Resources. Tasks specific to the Disposal Group Supervisor include

- a Review Division/Group Supervisor Responsibilities (Page 8-10),
- b Implement the Disposal Portion of the IAP,
- c Ensure compliance with all hazardous waste laws and regulations,
- d Maintain accurate records of recovered material, and
- e Maintain Unit/Activity Log (ICS Form 214)

DECONTAMINATION GROUP SUPERVISOR – The Decontamination Group Supervisor is responsible for decontamination of personnel and response equipment in

compliance with approved statutes Tasks specific to the Decontamination Group Supervisor include

- a Review Division/Group Supervisor Responsibilities (Page 8-10),
- b Develop and implement Decontamination Plan,
- c Determine resource needs,
- d Direct and coordinate decontamination activities,
- e Brief Site Safety Officer on conditions, and
- f Maintain Unit/Activity Log (ICS Form 214)

SALVAGE/SOURCE CONTROL GROUP SUPERVISOR –

Under the direction of the Emergency Response Branch Director, the Salvage/Source Control Group Supervisor is responsible for coordinating and directing all salvage/source control activities related to the incident Tasks specific to the Salvage/Source Control Group Supervisor include

- a Review Division/Group Supervisor Responsibilities (Page 8-10),
- b Coordinate the development of Salvage/Source Control Plan,
- c Determine Salvage/Source Control resource needs,
- d Direct and coordinate implementation of the Salvage/Source Control Plan,
- e Manage dedicated Salvage/Source Control resources, and
- f Maintain Unit/Activity Log (ICS Form 214)

The following positions may be organized under the Environmental Unit

SAMPLING SPECIALIST – The Sampling Specialist is responsible for providing a sampling plan for the coordinated collection, documentation, storage, transportation, and submittal to appropriate laboratories for analysis or storage. Tasks specific to the Sampling Specialist include

- a Review Common Responsibilities (Page 3-1),
- b Determine resource needs;
- c Participate in planning meetings as required,
- d Identify and alert appropriate laboratories,
- e Meet with team to develop an initial sampling plan and strategy, and review sampling and labeling procedures,
- f Set up site map to monitor the location of samples collected and coordinate with Geographic Information System (GIS) staff,
- g Coordinate sampling activities with the NRDAR Representative, Investigation Team, and legal advisors,
- h Provide status reports to appropriate requesters, and
- i Maintain Unit/Activity Log (ICS Form 214)

RESPONSE TECHNOLOGIES SPECIALIST – The Response Technologies (RT) Specialist is responsible for evaluating the opportunities to use various response technologies, including mechanical containment and recovery, dispersant or other chemical countermeasures,

in situ burning, and bioremediation. The specialist will conduct the consultation and planning required by deploying a specific response technology, and by articulating the environmental tradeoffs of using or not using a specific response technique. Tasks specific to the Response Technologies Specialist include:

- a Review Common Responsibilities (Page 3-1),
- b Participate in planning meetings, as required,
- c Determine resource needs,
- d Gather data pertaining to the spill, including spill location, type and amount of petroleum spilled, physical and chemical properties, weather and inland water conditions, and resources at risk,
- e Identify the available RT that may be effective on the specific spilled petroleum,
- f Make initial notification to all agencies that have authority over the use of RT,
- g Keep the Planning Section Chief (PSC) advised of RT issues,
- h Provide status reports to appropriate requesters,
- i Establish communications with the RRT to coordinate RT activities, and
- j Maintain Unit/Activity Log (ICS Form 214)

TRAJECTORY ANALYSIS SPECIALIST – The Trajectory Analysis Specialist is responsible for providing projections and estimates of the movement and behavior of the spill to the UC. The specialist will combine visual observations, remote sensing information, and computer modeling, as well as observed and predicted tidal, current, flow, and

weather data to form these analyses

Additionally, the specialist is responsible for interfacing with local experts (e g , weather service, academia, researchers, etc) in formulating these analyses Trajectory maps, over-flight maps, tides and current data, and weather forecasts will be supplied by the specialist to the Situation Unit for dissemination throughout the Incident Command Post (ICP) Tasks specific to the Trajectory Analysis Specialist include

- a Review Common Responsibilities (Page 3-1),
- b Schedule and conduct spill observations/over-flights, as needed,
- c Gather pertinent information on tides, flow, currents, and weather from all available sources,
- d Provide a trajectory and over-flight maps, weather forecasts, and tidal and current information to SITL and OPS,
- e Provide briefing on observations and analyses to the OPS and the appropriate personnel, and
- f Maintain Unit/Activity Log (ICS Form 214)

WEATHER FORECAST SPECIALIST – The Weather Forecast Specialist is responsible for acquiring and reporting incident-specific weather forecasts The specialist will interpret and analyze data from NOAA's National Weather Service and other sources This person will be available to answer specific weather related questions and coordinate with the Scientific Support Coordinator and Trajectory Analysis Specialist in coordination with Operations The specialist will provide weather forecasts to

the Situation Unit for dissemination throughout the ICP
Tasks specific to the Weather Forecast Specialist include

- a Review Common Responsibilities (Page 3-1),
- b Gather pertinent weather information from all appropriate sources,
- c Provide incident-specific weather forecasts on an assigned schedule,
- d Provide briefings on weather observations and forecasts to the proper personnel, and
- e Maintain Unit/Activity Log (ICS Form 214)

RESOURCES AT RISK (RAR) TECHNICAL SPECIALIST

The Resources at Risk (RAR) Technical Specialist is responsible for the identification of resources thought to be at risk from exposure to the spilled oil through the analysis of known and anticipated oil movement, and the location of natural, economic resources, and historic properties. The RAR Technical Specialist considers the relative importance of the resources and the relative risk to develop a priority list for protection. Tasks specific to the RAR Technical Specialist include

- a Review Common Responsibilities (Page 3-1),
- b Participate in planning meetings as required,
- c Determine resource needs,
- d Obtain current and forecasted status information from the Situation Unit,
- e Identify natural RAR, including threatened and endangered species, and their critical habitat following consultation with Natural Resource Trustee Representatives,

- f Identify historic properties at risk following consultation with the Historical/Cultural Resources Specialist,
- g Identify socio-economic resources at risk,
- h Develop a prioritized list of the resources at risk for use by the Planning Section in consultation with Natural Resource Trustee Representatives, Land Management Agency Representatives, and the Historical/Cultural Resources Specialist,
- i Provide status reports to appropriate requesters, and
- j Maintain Unit/Activity Log (ICS Form 214)

SHORELINE CLEANUP ASSESSMENT SPECIALIST –

The Shoreline Cleanup Assessment Specialist is responsible for providing appropriate cleanup recommendations for the impacted shoreline. This specialist will recommend the need for, and the numbers of, Shoreline Cleanup Assessment Teams (SCATs) and will be responsible for making cleanup recommendations to the Environmental Unit Leader (ENVL). Tasks specific to the Shoreline Cleanup Assessment Specialist include

- a Review Common Responsibilities (Page 3-1),
- b Obtain a briefing and special instructions from the ENVL,
- c Participate in Planning Section meetings,
- d Recommend the need for and number of SCATs,
- e Describe shoreline types and oiling conditions,
- f Identify sensitive resources (e.g., ecological, recreational, historical properties, economic),

- g Recommend the need for cleanup in consultation with Natural Resource Trustee Representatives, Land Management Agency Representatives, and the OSC's Historical/Cultural Resources Specialist,
- h Recommend cleanup priorities in consultation with Natural Resource Trustee Representatives, Land Management Agency Representatives, and the OSC's Historical/Cultural Resources Specialist,
- i Monitor cleanup effectiveness,
- j Recommend shoreline cleanup methods and endpoints, and
- k Maintain Unit/Activity Log (ICS Form 214)

HISTORICAL/CULTURAL RESOURCES SPECIALIST (HCRS) – The Historical/Cultural Resources Specialist is responsible for identifying and resolving issues related to any historical or cultural sites that are threatened or impacted during an incident. The Specialist must understand and be able to implement a "Programmatic Agreement on Protection of Historic Properties" (Consult NRT's document "Programmatic Agreement on the Protection of Historic Properties During Emergency Response under the NCP" for guidance) as well as consulting with State Historic Preservation Offices (SHPO), land management agencies, appropriate native tribes and organizations, and other concerned parties. The Specialist must identify historical/cultural sites and develop strategies for protection and cleanup of those sites in order to minimize damage. Tasks specific to the Historical/Cultural Resources Specialist include

- a Review Agency Representative Responsibilities (Page 7-8),

- b Implement the Programmatic Agreement (PA) for the IC, If a PA is not used, coordinate Section 106 consultations with the SHPO,
- c Consult and reach consensus with the concerned parties on affected historical/cultural sites,
- d Identify and prioritize threatened or impacted historical/cultural sites,
- e Develop response strategies to protect historical/cultural sites,
- f Participate in the testing and evaluation of cleanup techniques used on historical/cultural sites,
- g Ensure compliance with applicable Federal/state/tribal regulations, and
- h Maintain Unit/Activity Log (ICS Form 214)

FINANCE/ADMINISTRATION SECTION CHIEF – Refer to Page 12-2 for the Finance/Administration Section Chief position responsibilities. In addition, consult the NPFC's User Reference Guide (Technical Operating Procedures (TOPS)) and the Finance and Resource Management Field Guide (FFARM) for guidance on oil spill financial issues. Both of these guides can be accessed at www.uscg.mil/hq/npfc/response/index.htm. Ensure that EPA cost accounting directives are fulfilled, including entry of contractor data into Removal Cost Management System (RCMS).

For inland oil spills where the EPA Emergency and Rapid Response Services (ERRS) contractor either cannot provide the required support in a timely manner or it is not cost efficient to do so, the Incident Management Team

SEPTEMBER 2007

(IMT) should consider utilizing the USCG Basic Ordering Agreements (BOA) to obtain contractor support to assist in cleanup efforts. A Federal Project Number and funding ceiling must be established, and the IMT must work through the USCG-designated EPA Contracting Officer to obtain an Authorization to Proceed with Disposal of Oil or Hazardous Material Spill (ATP) to be issued to the selected BOA vendor.

CHAPTER 18

RADIOLOGICAL/NUCLEAR INCIDENTS

INTRODUCTION

A radiological or nuclear incident is inherently a hazardous substance incident. As such it should be responded to under the National Response System (NRS). This chapter discusses only those organization and task descriptions pertinent to radiological incident functions, tasks, and positions within an Incident Command System (ICS) structure. As applicable, consult Chapter 15 - Hazardous Substances and Chapter 21 - Terrorist Incidents of this Incident Management Handbook (IMH) regarding the establishment and use of ICS in hazardous substances incidents and when a terrorist incident precipitates a hazardous substances release.

It is neither possible nor desirable to provide in this document a detailed description of the plans and authorities that pertain to all aspects of radiological/nuclear emergency response. EPA response personnel should review the National Response Plan (NRP) Nuclear/Radiological Incident Annex and the EPA Radiological Emergency Response Plan for further details regarding these issues. In addition, EPA's "Radiation Response Guidelines" document provides additional information about responding to radiological emergencies. Responders should also refer to the Department of Homeland Security (DHS) guidance "Protective Action Guides for Radiological Dispersal Device (RDD) and

Improvised Nuclear Device (IND) Incidents ” The following reference material is available for exposure rates and total dose limits for personnel responding to radiological emergencies

- **EPA Memorandum, December 07, 2006, “Turnback Guidance for EPA Personnel Responding to Radiological Emergencies.”**
- **EPA-400-R-92-001, “Manual of Protective Action Guides and Protective Actions for Nuclear Incidents,” 1992.**
<http://www.epa.gov/radiation/docs/er/400-r-92-001.pdf>

In addition to the objectives established in Chapter 2 of this IMH, a radiological incident response typically includes the following objectives

- Provide Protective Action Recommendations to state and local decision makers,
- Implement radiation protection principles, including maintaining exposures as low as reasonably achievable (ALARA),
- Provide specialized radiation sampling and analysis support,
- Provide experts on radiation control and effects to support decision makers, and
- Support cleanup decisions

RADIOLOGICAL INCIDENT RESPONSE ORGANIZATIONS

The operations of the interagency Federal Radiological

Monitoring and Assessment Center (FRMAC) in a radiological/nuclear response represent a radiation-specific addition to typical NRS responses¹ A FRMAC is established in response to a request from a Coordinating Agency or state when there is a suspected or actual radiological or nuclear Incident of National Significance The FRMAC provides monitoring and assessment outside any law-enforcement controlled area or facility boundary State and local authorities are encouraged to co-locate with the FRMAC and work with it to prioritize monitoring assessment efforts The FRMAC is responsible for the following objectives

- a Coordinate Federal radiological monitoring and assessment activities,
- b Maintain liaisons with state, local, and other Federal agencies,
- c Maintain radiological monitoring data,
- d Provide monitoring data and radiological assessments, including dose projections and exposure rate contours, and
- e Obtain technical assistance from other Federal, state, and private entities

RESPONSE WITHOUT THE FRMAC

Figure 18-1 shows a radiological incident response structure that does not use the FRMAC (e g , in a strictly NCP response) The Radiological Operations Branch performs five functions—monitoring the site for

¹ Additional information and operating manuals for the FRMAC may be found at <http://www.nv.doe.gov/nationalsecurity/homelandsecurity/frmac/manuals.aspx>

radioactivity, radioactive waste management, exclusion zone entry control, infrastructure decontamination, and laboratory support. The Monitoring Group performs real-time surveys and sampling of soil, water, air, and biota. The Laboratory Group includes onsite and/or off-site laboratories depending upon responder needs. The Infrastructure Decontamination Group handles decontamination of equipment and vehicles (not people). The Radioactive Waste Management Group ensures the safe handling and disposal of all radioactive waste generated from the incident. It also ensures that disposal complies with Federal and local laws. The Exclusion Zone Entry Control Group is responsible for the overall entry operations of assigned personnel within the Exclusion Zone Entry Control Group. The Health and Safety Implementation Branch carries out the necessary activities to ensure the health and safety of operations personnel.

Figure 18-1 also depicts the use of an Environmental Unit within the Planning Section. Within the Environmental Unit, the Health/Environmental Assessment Team analyzes environmental data. This team performs dose assessments and predictions and includes health physicists, fate and transport modelers, risk assessors, and other technical specialists. The Response and Cleanup Technology Team plans the radiation protection strategy during the emergency phases of the incident and the cleanup actions during recovery. The Quality Assurance Team identifies the Data Quality Objectives, writes the Quality Assurance Project Plans (QAPPs), and functions as an auditing group. The Data Management Team handles the large amount of measurement data and provides data output in tabular, graphic, and geographic information system (GIS) formats.

SEPTEMBER 2007

The Monitoring Group within the Operations Section could also perform data quality assurance (QA) and management

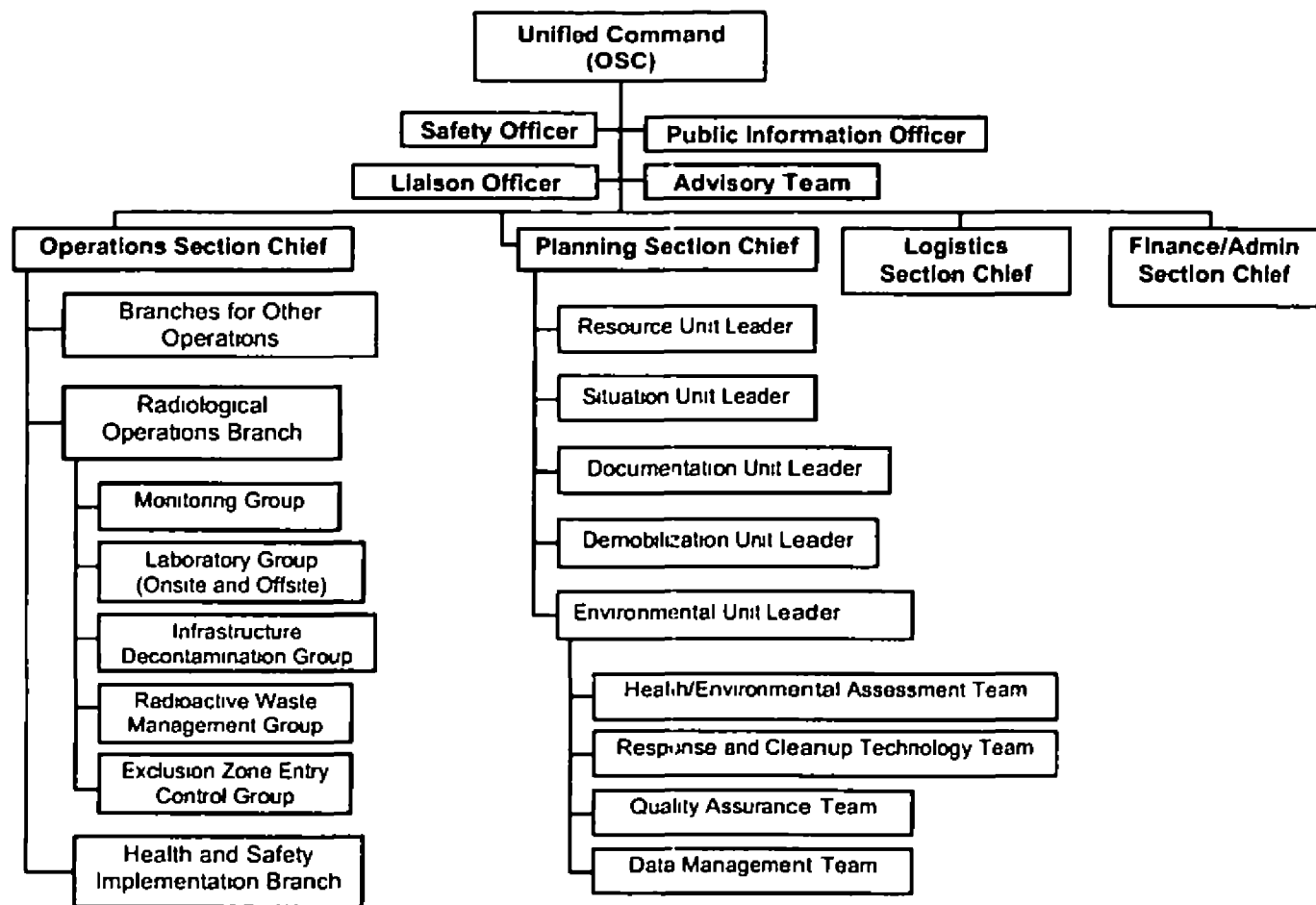


Figure 18-1 ICS—With No FRMAC, and EPA as Coordinating or Lead Agency

RESPONSE WITH A FRMAC

When a FRMAC is established and regardless of which department/agency is the Coordinating Agency or lead agency, the Department of Energy (DOE) provides significant resources to establish the FRMAC as well as staff to manage it initially, during the emergency phase. When DOE Consequence Management assets first arrive at the site, they will hold an Advance Party meeting with key decision makers to determine how the FRMAC will be integrated into the response management structure. During this meeting, these initial DOE Consequence Management assets (which will become part of the FRMAC once it is established) will work with the Coordinating Agency and the state(s) to determine their requirements, define the appropriate level and composition of the FRMAC response, and locate a suitable site to conduct operations. It is critical that, in an EPA-led response, EPA participate in this meeting to discuss how the FRMAC will integrate into the response management structure. Responders should work to ensure that open lines of communication are developed and that radiological data are accessible to the FRMAC and all response personnel. The Environmental Response Team has developed an interface to exchange radiological data between Scribe and the FRMAC.

Under the NRP, all Federal, state, and local radiological monitoring assets are expected to coordinate radiological monitoring activities through and provide radiological monitoring data to the FRMAC. During the emergency response phase, DOE has indicated that the FRMAC will be integrated into the Planning Section of the ICS. Once a series of conditions listed in the NRP Nuclear/Radiological

Incident Annex have been met, EPA assumes operational direction of the FRMAC. Figure 18-2 shows a potential ICS structure during the post-emergency phase, once EPA has assumed leadership of the FRMAC. It is anticipated that DOE and EPA Radiological Emergency Response Team (RERT) members will staff FRMAC management positions, while other Federal, state, and local monitoring, sampling, and assessment efforts integrate into the staff positions. It is also anticipated that all FRMAC-related assets will be coordinated from a single location.

The FRMAC's mission does not include radiological incident control, radioactive waste management, or non-FRMAC worker radiation safety, so separate ICS Branches, Groups, etc., must be established to handle these activities.

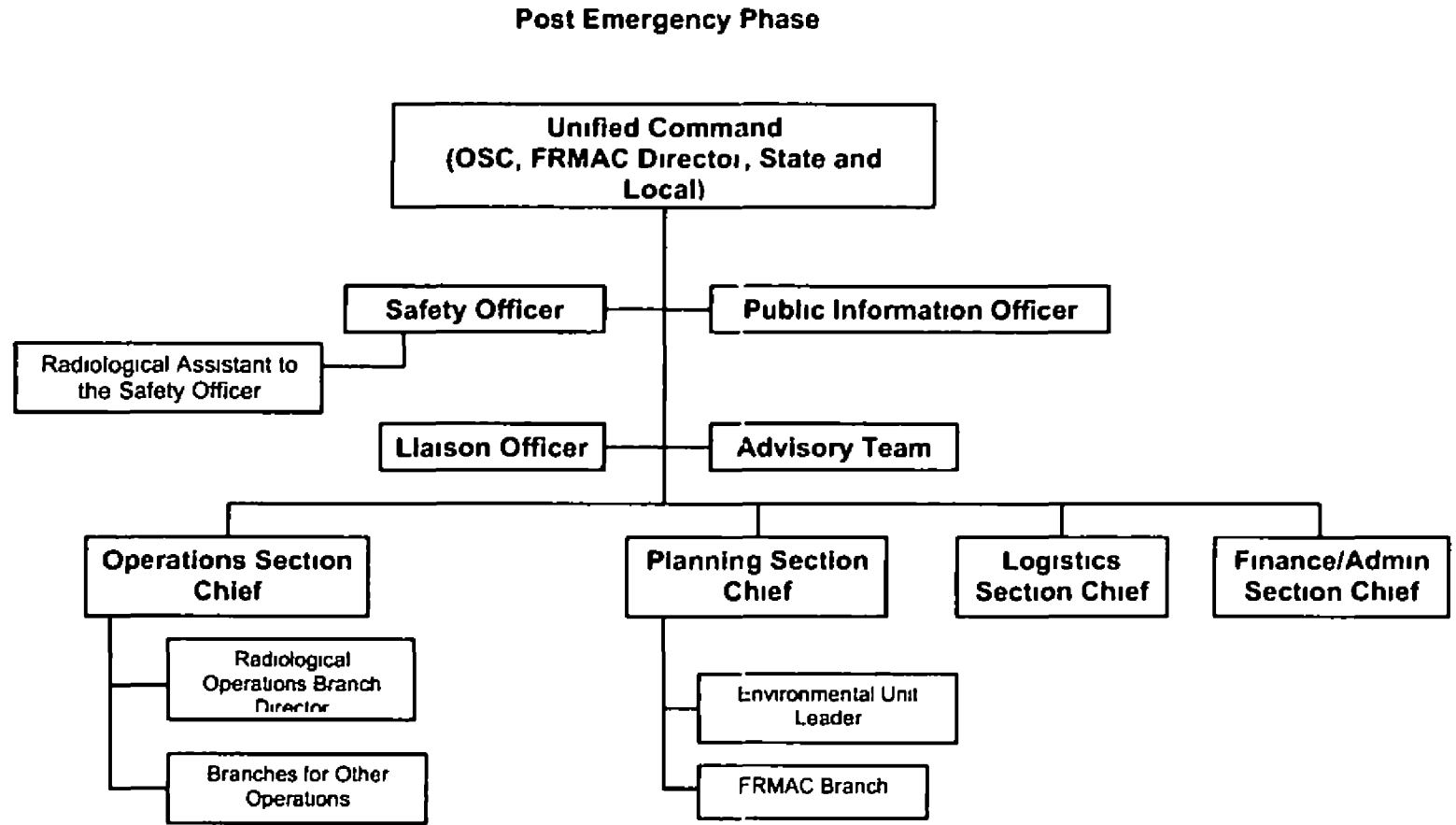


Figure 18-2 Potential EPA/FRMAC Organization Chart

FRMAC DIRECTOR — The FRMAC Director oversees the activities of all FRMAC personnel provided by any DOE operations office, DOE laboratory, DOE contractor, and any other Federal or state agency. The Director is responsible for the overall execution of the FRMAC response. The Director is also responsible for establishing communication with DHS and the Coordinating Agency, the states, local authorities, and other Federal agencies to carry out the objectives and operations of the FRMAC. The FRMAC Director is provided by DOE for the emergency and intermediate phases and by EPA after the transition to EPA leadership following the stabilization of the emergency. When this transition occurs, the EPA Senior Official will transition to become the FRMAC Director and EPA will assume Federal responsibility for coordinating the intermediate and long-term off-site radiological monitoring, sampling, and dose assessment activities. While the FRMAC is under DOE management, the EPA Senior Official provides guidance to the FRMAC Director concerning EPA Protective Action Guides (PAG) and ensures that the data collected by the FRMAC will support planning for long-term monitoring. Similarly, DOE would provide a DOE Senior Official for a post-emergency FRMAC. Additional information on FRMAC management positions may be found in the FRMAC Operations Manual (DOE/NV/11718-080, Rev. 2). Currently, it is expected that DOE and EPA RERT personnel will staff the FRMAC management positions.

ADVISORY TEAM – Another specialized entity specific to radiological response is the Advisory Team for the Environment, Food and Health (also known as the Advisory Team). The Advisory Team includes

representatives from DHS, EPA's Office of Radiation and Indoor Air (ORIA), the U S Department of Agriculture (USDA), the Centers for Disease Control and Prevention (CDC), and the Food and Drug Administration (FDA), as well as other Federal agencies, as required by the incident, and provides advice on food and health matters. The Advisory Team provides recommendations (through the Coordinating Agency under the NRP Nuclear/Radiological Incident Annex) in matters relating to the following

- Field monitoring;
- Emergency PAG and their applications,
- Protective Action Recommendations using data and assessment from the FRMAC,
- Protective actions to prevent or minimize contamination of milk, food, and water to prevent or minimize exposure through ingestion,
- Recommendations related to relocation, reentry, return, and recovery,
- Disposal of contaminated livestock (see Chapter 22 Animal Emergency Response of this handbook),
- Health and safety advice for the public and for workers,
- Estimated effects of radioactive releases on human health and the environment, and
- Other matters as requested by the Coordinating Agency

The Advisory Team typically co-locates with the FRMAC to enable access to FRMAC data and assessments. However, the Advisory Team is an independent entity and may be called upon even when the FRMAC is not activated.

RADIOLOGICAL ASSISTANT TO THE SAFETY

OFFICER – This person is responsible for the entire worker health physics program. The Radiological Assistant to the Safety Officer is a management and leadership position that ensures that all radiation safety programs and personnel operate in compliance with applicable standards. This position is usually part of the overall safety organization and oversees health physics technicians and other radiation safety professionals. Duties include the following:

- a Review Common Responsibilities (Page 3-1),
- b Oversee the personnel monitoring program,
- c Oversee the worker area monitoring program,
- d Oversee personnel protection and decontamination,
- e Develop the site radiation safety plan,
- f Ensure compliance with appropriate radiation worker protection regulations,
- g Participate in tactical and planning meetings,
- h Review Incident Action Plans (IAPs),
- i Investigate accidents,
- j Ensure that the health physics program has the proper staffing and resources, and
- k Maintain Unit/Activity Log (ICS Form 214)

RADIOLOGICAL OPERATIONS BRANCH DIRECTOR –

The Radiological Operations Branch Director is a management and leadership position that oversees all operational groups responding to the radioactive hazards. These groups include site entry, monitoring, and laboratory

services This position reports to the Operations Section Chief or can act as the section chief if most of the response actions involve reducing the radiological hazards Duties include the following

- a Review Branch Director Responsibilities (Page 8-9),
- b Implement the IAPs,
- c Assign specific work tasks to the different operational groups, in coordination with Planning,
- d Supervise branch operations,
- e Resolve logistical problems,
- f Attend planning meetings,
- g Communicate changes to the IAPs,
- h Debrief upper management, and
- i Maintain Unit/Activity Log (ICS Form 214)

ENVIRONMENTAL UNIT LEADER – In addition to the duties presented in Chapter 10 - Environmental Unit, the Environmental Unit Leader (ENVL) during a radiological incident is responsible for planning activities addressing radioactive contamination control and management, including radiological health and environmental assessments, protective and remedial actions, data QA, and data management The ENVL should coordinate closely with the Scientific Support Coordinator (SSC), Operations Section Chief (OPS), the FRMAC Director, the Area Command Environmental Unit, and Headquarters Environmental Unit (if established) Duties include the following

- a Review ENVL Responsibilities (Page 10-1),

- b Coordinate with Headquarters Environmental Unit,
- c Contribute to incident planning activities,
- d Communicate and coordinate with the Advisory Team for Environment, Food, and Health, and
- e Maintain Unit/Activity Log (ICS Form 214)

RADIOLOGICAL INCIDENT-SPECIFIC ICS POSITION AND TASK DESCRIPTIONS

DECONTAMINATION SPECIALIST – Decontamination Specialists ensure that incident responders and members of the public who are identified as having external (surface) contamination on their person are decontaminated to the extent reasonably achievable using simple methods in the field. This person works with the health and safety implementation staff and communicates and coordinates with identified professionals (medical facility) on referrals. Duties include the following.

- a Review Common Responsibilities (Page 3-1),
- b Maintain proper logbook documentation of the effectiveness of decontamination;
- c Perform field decontamination of incident responders and members of the public, as well as materials and equipment,
- d Refer those with contamination for more intensive decontamination procedures as necessary, and
- e Maintain Unit/Activity Log (ICS Form 214)

HOT LINE SPECIALISTS – The Hot Line Specialists also work with the health and safety implementation staff and are responsible for several key functions associated with

the proper handling of samples and contamination control, including the following.

- a Review Common Responsibilities (Page 3-1),
- b Establish a contamination control area to manage access and limit the spread of radioactive material;
- c Ensure the proper observance of the Contamination Control Line,
- d Ensure that samples are checked and processed through the Hot Line for proper documentation, logging, and chain-of-custody identification, and
- e Maintain Unit/Activity Log (ICS Form 214)

SITE ENTRY SPECIALISTS – The Site Entry Specialists within the Radiological Operations Branch implement the response actions addressing radioactive contaminant hazards. Duties may include the following

- a Review Common Responsibilities (Page 3-1),
- b Enter controlled contaminated areas to perform critical tasks or gather critical information consistent with applicable health and safety guidance,
- c Assist emergency workers,
- d Perform radiological monitoring and contamination control activities,
- e Escort emergency workers,
- f Perform public welfare functions including prevention and control of radiation hazards and damage,
- g Support remedial actions as necessary, and
- h Maintain Unit/Activity Log (ICS Form 214)

MONITORING MANAGER – The Monitoring Manager is responsible for implementing all site monitoring activities. These activities include real-time radiation surveys and sampling of various environmental media. The Monitoring Manager reports to the Radiological Operations Branch Director. Duties include the following:

- a Review Common Responsibilities (Page 3-1),
- b Ensure proper communication to and from the various monitoring activities,
- c Identify resources needed,
- d Develop the various monitoring programs,
- e Develop Standard Operating Procedures (SOP) for sampling analysis,
- f Assist in the development of the Quality Assurance Project Plan (QAPP) and identify, report, and resolve Quality Assurance/Quality Control (QA/QC) problems,
- g Ensure that the monitoring programs work effectively and efficiently,
- h Ensure proper staffing and equipment,
- i Report unsafe conditions,
- j Communicate site monitoring needs to off-site laboratory, and
- k Maintain Unit/Activity Log (ICS Form 214)

DEPLOYABLES SPECIALISTS – The Deployables Specialists are provided by the National Air and Radiation Environmental Laboratory and the Radiation and Indoor Environments National Laboratory to oversee the RadNet Deployables monitoring systems. They have a thorough

knowledge of Deployables setup, QA/QC, equipment, and data transmission. Duties include the following:

- a. Review Common Responsibilities (Page 3-1),
- b. Oversee the loading and shipping of the stations,
- c. Travel to the staging area,
- d. Identify sites where the units should be placed, in coordination with the RERT On-Call Commanders or others as necessary;
- e. Manage the activities of the mobilization personnel,
- f. Troubleshoot in the field, and
- g. Maintain Unit/Activity Log (ICS Form 214)

DATA ACQUISITION OFFICER/RADIO NET CONTROL SPECIALIST – Under instructions from the Monitoring Manager, the Data Acquisition Officer/Radio Net Control Specialist is responsible for recording and documenting all monitoring and sampling data and information transmitted by the field monitoring teams via the two-way radio system or telephone. Duties include the following:

- a. Review Common Responsibilities (Page 3-1),
- b. Relay information to the designated field monitoring teams and receive field monitoring data in return,
- c. Transmit the data to the Monitoring Manager, and
- d. Maintain Unit/Activity Log (ICS Form 214)

FIELD TEAM SPECIALISTS – The Field Team Specialists are responsible for executing radiological field monitoring and environmental sampling duties. Duties include the following:

- a Review Common Responsibilities (Page 3-1),
- b Use all field survey instrumentation properly,
- c Use all sampling equipment properly,
- d Ensure proper sample identification, tracking, storage, and shipping,
- e Perform proper QA/QC procedures,
- f Report QA/QC and logistical problems,
- g Report unsafe conditions, and
- h Maintain Unit/Activity Log (ICS Form 214)

LABORATORY TEAM LEADER – The Laboratory Team Leader reports to the Radiological Operations Branch Director and supervises the mobile and fixed laboratories. Specific duties include the following:

- a Review Unit Leader Responsibilities (Page 3-3),
- b Coordinate the resources and activities of the sample control, sample shipping, sample preparation, and mobile laboratory functions,
- c Establish priorities, goals, and objectives for these functions,
- d Facilitate the efficient use of personnel and related resources;
- e Interact with the Data Assessment and Quality Assurance Specialist to ensure data quality, and
- f Maintain Unit/Activity Log (ICS Form 214)

MOBILE LABORATORY SPECIALIST – The Mobile Laboratory Specialist reports directly to the Laboratory Team Leader and performs all analyses assigned to the mobile laboratory. These analyses may include preparation, gamma spectral analysis, alpha-beta proportional counting, or gross radioactivity measurements of samples from various site media.

SAMPLE CONTROL SPECIALIST – The Sample Control Specialist receives direction from the Laboratory Team Leader and interacts with Field Team Specialists, the Radiological Assistant to the Safety Officer, Hot Line Specialists, and the Decontamination Specialist. Duties include the following:

- a Review Common Responsibilities (Page 3-1),
- b Serve as a single point of contact for delivery of field radiological samples,
- c Ensure proper chain-of-custody management and disposition of all samples, and
- d Maintain Unit/Activity Log (ICS Form 214)

SAMPLE PREPARATION SPECIALIST – The Sample Preparation Specialist receives direction from the Laboratory Team Leader and interacts with Field Team Specialists, the Radiological Assistant to the Safety Officer, Hot Line Specialists, the Mobile Laboratory Specialist, and the Decontamination Specialist. Duties include the following:

- a Review Common Responsibilities (Page 3-1),
- b Serve as a single point of contact for delivery of field radiological samples,

- c Ensure proper management and disposition of all samples, and
- d Maintain Unit/Activity Log (ICS Form 214)

SAMPLE SHIPPING SPECIALIST – The Sample Shipping Specialist also reports to the Laboratory Team Leader and is responsible for packaging and shipping samples requiring analysis off site. Duties include the following

- a Review Common Responsibilities (Page 3-1),
- b Assure that necessary tracking materials and safety packaging are completed,
- c Assume responsibility for temporary onsite storage of counted samples, including safe radioactive controls and observation of chain-of-custody requirements, and
- d Maintain Unit/Activity Log (ICS Form 214)

EVENT CONTROL SPECIALISTS – The Event Control Specialists report to the Documentation Unit Leader. Duties include the following

- a Review Common Responsibilities (Page 3-1),
- b Document the entire field action,
- c Maintain a complete collection of reports and products distributed,
- d Track staff at the site of the incident,
- e Track health and safety compliance,
- f Maintain a complete record of actions and the event timeline, and
- g Maintain Unit/Activity Log (ICS Form 214)

REPORTS/PRODUCT SUPPORT SPECIALISTS – The Reports/Product Support Specialists also report to the Documentation Unit Leader. Duties include the following

- a Review Common Responsibilities (Page 3-1),
- b Document and track the status of all requests, priorities, and activities,
- c Compile data products, calculations, and other information generated,
- d Ensure that all documentation on activities, correspondence, Situation Reports, action requests, lessons learned, and other pertinent information are complete and archived in an accountable, secure, and retrievable form,
- e Prepare data products and site reports in the best format for distribution, and
- f Maintain Unit/Activity Log (ICS Form 214)

DATA ASSESSMENT AND QUALITY ASSURANCE SPECIALIST –The Data Assessment and Quality Assurance Specialist, who reports to the Environmental Unit Leader, writes the QAPPs and functions as an auditor. Duties include the following

- a Review Common Responsibilities (Page 3-1),
- b Verify that the data produced during laboratory analysis (at either a fixed or mobile laboratory) meet the QA requirements for that particular analysis,
- c Verify that data are free of transcription errors if any hand entry of data is involved,

- d Verify that data meet the Data Quality Objectives for the radiological emergency,
- e Identify and report QA/QC problems,
- f Assist in the resolution of data quality problems,
- g Report QA problem resolutions to upper management, and
- h Maintain Unit/Activity Log (ICS Form 214)

REMEDIAL SUPPORT SPECIALIST – As a member of the Environmental Unit, the Remedial Support Specialist assists in developing the protective emergency actions and interim/final cleanup remedies. Duties include the following:

- a Review Common Responsibilities (Page 3-1),
- b Plan response actions,
- c Design remedial measures,
- d Assist in the development of the IAPs,
- e Work with the Advisory Team, and
- f Maintain Unit/Activity Log (ICS Form 214)

RADIOLOGICAL ASSESSMENT SPECIALIST – As a member of the Environmental Unit, the Radiological Assessment Specialist performs all dose projections and radiological risk assessments that form the basis of the IAPs dealing with mitigating radiation risk during emergency and recovery phases. Duties include the following:

- a Review Common Responsibilities (Page 3-1),
- b Model fate and transport,
- c Estimate dose and health/environmental impacts;

- d Interpret monitoring data,
- e Develop Data Quality Objectives (DQO) for monitoring,
- f Assist in the development of the IAPs,
- g Work with the Advisory Team, and
- h Maintain Unit/Activity Log (ICS Form 214)

DOSE ASSESSOR – The Dose Assessor position, which may have both Headquarters and field components, is currently undergoing review. Duties may include the following

- a Review Common Responsibilities (Page 3-1),
- b Assess the doses (real or projected) to individuals and populations who may have been or are projected to be exposed to radioactive material,
- c Perform prospective or retrospective dose assessments, and
- d Maintain Unit/Activity Log (ICS Form 214)

LOGISTICS SPECIALIST – The Logistics Specialist, reporting to the Logistics Section Chief, is responsible for providing facilities, logistical services, and materials in support of a radiological incident. This person participates in the development of the Incident Action Plan (IAP) and Recovery Plan. Duties include the following

- a Review Common Responsibilities (Page 3-1),
- b Handle initial logistics for the response,
- c Provide administrative, logistical, security, facilities, and mechanical systems support to deployed personnel,

- d Establish facilities and communications systems and arrange food and shelter for responders,
- e Prepare for the arrival of follow-on emergency response assets, and
- f Maintain Unit/Activity Log (ICS Form 214)

EQUIPMENT MANAGER – The Equipment Manager, also reporting to the Logistics Section Chief, is responsible for assuring that the vehicles for transportation and deployment of the emergency response equipment are maintained and ready for use in a timely and safe manner. Duties include the following

- a Review Common Responsibilities (Page 3-1),
- b Keep instruments, equipment, and vehicles operational,
- c Maintain the facility used during emergency response,
- d Ensure that instruments, government vehicles, and rental vehicles have been decontaminated, as necessary, and
- e Maintain Unit/Activity Log (ICS Form 214)

REGIONAL RADIATION ADVISOR – A Regional Radiation Advisor(s) will provide in-office radiological technical advice to response personnel as needed. Duties for this regional programmatic position include the following

- a Review Common Responsibilities (Page 3-1),
- b Provide Regional Radiation Program functions in the context of the response,

SEPTEMBER 2007

- c Provide radiological technical assistance to regional management,
- d Coordinate with Federal, state, and local radiation programs,
- e Coordinate regional radiation resources, if applicable,
- f Work directly with the Regional Response Center during emergencies to provide radiation advice and assistance, and
- g Maintain Unit/Activity Log (ICS Form 214)

REGIONAL RERT LIAISON – A Regional RERT Liaison will coordinate between the Regional Radiation Program and the RERT. This person is deployed to the field and keeps the impacted Regional Radiation Program up-to-date on RERT activities and actions and provides the impacted Regional Radiation Program with a direct link to the RERT. The Regional RERT Liaison serves as a representative for the impacted region and Regional Radiation Program with the rest of the RERT. This position is a part of the RERT and is staffed by the regions.

RADIOLOGICAL INCIDENT RESPONSE ASSETS/SPECIAL TEAMS

In addition to the Special Teams and other assets identified in Chapter 15 - Hazardous Substances, the following resources, with contact information, are also available. For access to any Department of Defense (DOD) assets or teams, contact the EPA Headquarters EOC Watch Officer at the phone number listed on the inside cover, or by contacting the NRC or RRT/NRT representatives for DOD.

U.S. Department of Energy/National Nuclear Security Agency (DOE/NNSA) Assets

- **FRMAC**—The FRMAC coordinates the radiological monitoring and assessment activities of 17 Federal agencies with those of state and local agencies. DOE/NNSA establishes and manages the FRMAC in the emergency phase of a response.
- **Aerial Measuring System**—DOE/NNSA maintains aircraft at bases in Nevada and Maryland that can monitor and make plume maps of radiological dispersals. These planes can generally deploy within four hours of notification.
- **Radiological Assistance Program Team**—This team comprises 27 groups of health physicists and support personnel. Usually the first NNSA team to deploy to the scene of an incident, the Radiological Assistance Program Team performs radiological assessment and monitoring.
- **Radiological Assistance Center/Training Site (REAC/TS)**—REAC/TS, located adjacent to the Oak Ridge National Laboratory, provides medical consultation for treatment of injuries from radiological exposure.
- **National Atmospheric Release Advisory Center (NARAC) and Interagency Modeling and Atmospheric Assessment Center (IMAAC)**—NARAC assists in real-time assessments of the transport and dispersion of hazardous materials released into the atmosphere and

can predict or map the behavior of radiological and other contaminants on a global, regional, or local scale. It also serves as the primary interim provider for the IMAAC, which integrates all Federal efforts to model airborne releases into a single emergency response organization.

- **Accident Response Group**—This group responds to incidents involving U.S. nuclear weapons. Working closely with the Radiological Assistance Program Team, the Accident Response Group helps coordinate DOE or DOD response efforts within restricted areas with those of other responders.
- **Nuclear Emergency Support Team**—This interagency team encompasses all of the DOE/NNSA nuclear emergency response assets, and works to search for, identify, assess, disable, and dispose of any nuclear weapon directed against the United States. After coordinating with other concerned agencies, DOE Headquarters directs all response team activations and deployments.

U.S. Department of Defense Assets

- **U.S. Army Corps of Engineers (USACE), Kansas City District, Nationwide Low-Level Radioactive Waste Disposal Program**—This program maintains nationwide disposal contracts that can also be used for the disposal of waste generated from remediation activities associated with a radiological incident.

- U S Army Field Support Command, Safety/Radioactive Waste Directorate—This entity provides another source of assistance for handling radioactive waste generated as a result of a radiological incident
- U S Army 20th Support Command (Chemical, Biological, Radiological, Nuclear, or Explosive (CBRNE) Command)—The CBRNE Command provides a single-point of contact within the Army when a coordinated response to the threat of or use of weapons of mass destruction is needed anywhere in the world
- U S Marine Corps, Chemical Biological Incident Response Force (CBIRF)—The CBIRF can respond nationally for domestic consequence management operations to deal with a chemical, biological, radiological, or nuclear threat. It coordinates initial relief efforts and provides security, detection, identification, expert medical advice, and limited decontamination of personnel and equipment
- U S National Guard Weapons of Mass Destruction Civil Support Team—This unit supports local, state, and Federal agencies responding to an attack involving CBRNE weapons. The teams can provide advice on event mitigation, medical treatment, reach-back capabilities, and other response concerns and can use a wide range of detection, monitoring, and sampling devices

- **Consequence Management Advisory Team**—This team helps DOD lead responders in assessing and predicting contamination after a nuclear accident. It advises on overall Federal response procedures and requirements associated with a nuclear weapon accident.
- **Medical Radiobiology Advisory Team**—This team provides expertise in radiation risk communication, personnel dose estimation, hand-held nuclide identification, and radiation medicine. It may deploy with the Consequence Management Advisory Team.
- **Air Force Radiation Assessment Team**—This team of deployable health physicists, industrial hygienists, and laboratory technicians provides a full range of equipment, force protection dosimetry, and consultation about health physics, industrial hygiene, and environmental quality.
- **Radiological Advisory Medical Team**—This U.S. Army rapid-response team provides guidance to the Coordinating Agency and/or local medical authorities on potential health effects to personnel, as well as limited medical support to response teams in controlled areas. It evaluates survey data to guide responsible officials using contaminated areas and monitors medical facilities and equipment where contaminated patients have been evacuated.

U.S. Department of Justice Assets

- **Federal Bureau of Investigation (FBI) Hazardous Materials Response Unit**—This entity responds to criminal acts and incidents involving the use of hazardous materials and supports crime scene and evidence-related operations in cases involving chemical, biological, and radiological agents and hazardous waste materials

U.S. Department of Labor Assets

- **Occupational Safety and Health Administration Health Response Team**—Based in Salt Lake City, Utah, this team responds to occupationally related emergencies that may involve potentially catastrophic releases of hazardous materials. It also coordinates the four Specialized Response Teams (including the radiological team), which are designed to help protect responder safety and health for incidents involving weapons of mass destruction

U.S. Department of Health and Human Services Assets

- **The Advisory Team for the Environment, Food, and Health** is an interagency team that develops Federal Protective Action Recommendations and provides them to the Coordinating Agency, for incidents of national significance it provides them to DHS. The team, which typically co-locates with the FRMAC, is chaired by CDC and includes members from EPA (ORIA), DHS, USDA, and FDA

REFERENCES

“Application of Protective Action Guides for Radiological Dispersal Device (RDD) and Improvised Nuclear Device (IND) Incidents,” 71 *Federal Register* 173–196, January 3, 2006

“Compendium of Special Teams, Capabilities and Assets,” Environmental Protection Agency, February 4, 2006

DOE/NV/11718-080, Rev 2, FRMAC Operations Manual, December 2005

CHAPTER 19

BIOLOGICAL INCIDENTS

A biological incident will likely be responded to under the National Response System (NRS). Only the organization and task descriptions pertinent to biological incident Incident Command System (ICS) positions, functions, and tasks are discussed in this chapter. As applicable, consult Chapter 15 - Hazardous Substances and Chapter 21 - Terrorist Incidents of this Incident Management Handbook (IMH) regarding establishment and use of ICS in a biological incident and when a terrorist incident precipitates a biological agent release.

A biological agent is not a hazardous substance as defined by the Comprehensive Environmental Response Compensation and Liability Act (CERCLA), but may be a "pollutant or contaminant." Federal On-Scene Coordinators (OSCs) are encouraged to consult the National Response Team's (NRT) Technical Assistance Document (TAD) for Anthrax Response (July 2005) prior to responding to a biological incident. When EPA is responding to a biological incident under the National Response Plan (NRP), it will be a cooperating agency as described in the Biological Incident Annex.

In response to a biological terrorism attack, the Federal Bureau of Investigation (FBI) is the Federal Government's lead agency for criminal investigations of terrorist acts or threats and coordinates all activities related to the security of the crime scene and the collection of evidence that may lead to the capture and prosecution of the perpetrators.

The Department of Health and Human Services (HHS) is designated the Primary Agency for Emergency Support Function (ESF) #8 – Public Health and Medical Services Annex and serves as the Federal Government's lead agency for the public health and medical preparation and planning for and response to a biological terrorism attack or naturally occurring outbreak that results from either a known or novel pathogen, including an emerging infectious disease. If animal issues are involved, ESF #11 may be activated (refer to chapter 22)

ICS ORGANIZATION

Some of the resources EPA can provide include, but are not limited to, Incident Management Team (IMT), environmental sampling group, air monitoring group, decontamination group, waste management group, and construction and engineering group, all of which are operational elements under the supervision of an Environmental Branch Director. In addition, EPA can provide an Environmental Unit Leader (ENVL), Environmental Clearance Committee (ECC) and Technical Specialists which are planning elements. The Environmental Unit is responsible for collection, tracking, analysis, and interpretation of large volumes of environmental data.

The ICS organization charts presented in this chapter highlight key functional positions/units that may be established for a biological response in an Incident Command System structure. These charts depict examples of a potential biological response. Figure 19-1 shows an organization for a Unified Command during an emergency.

SEPTEMBER 2007

response phase, while Figure 19-2 shows Unified Command during the bio-cleanup phase

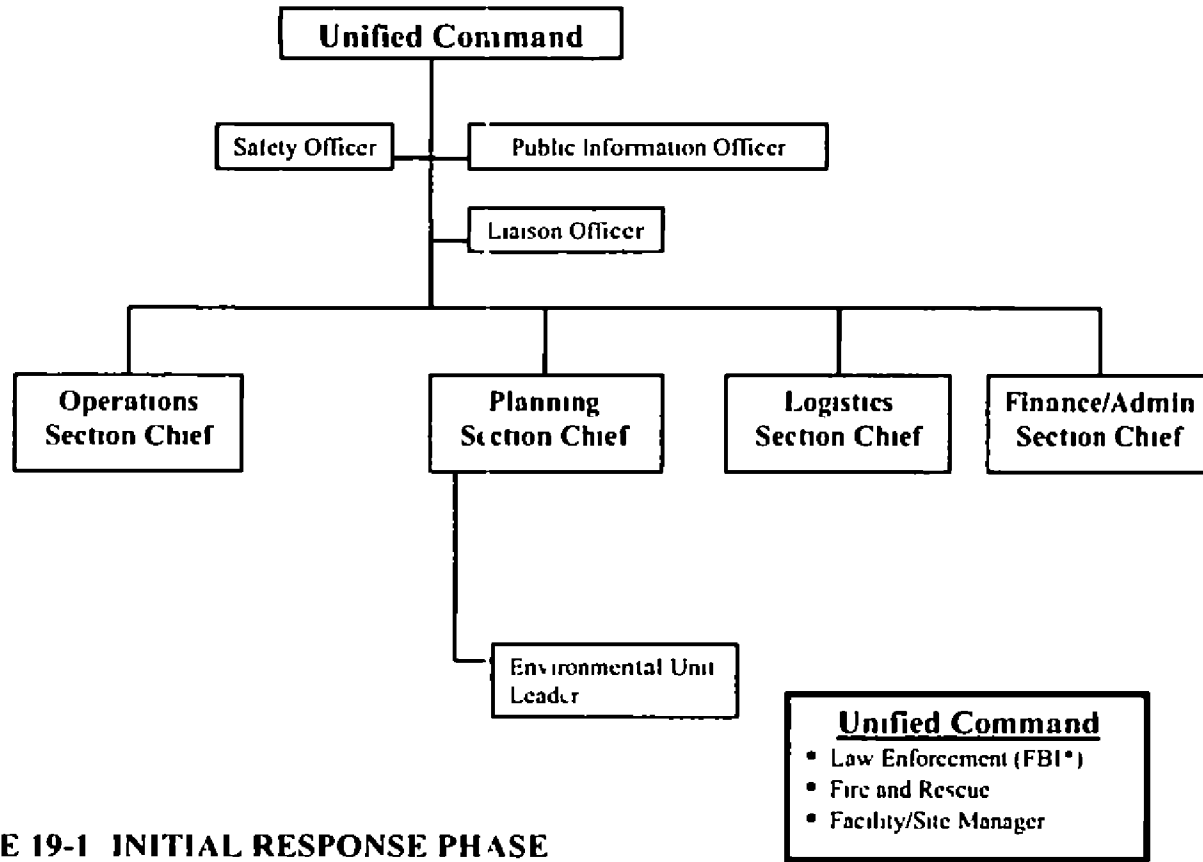


FIGURE 19-1 INITIAL RESPONSE PHASE

*FBI is the lead Federal agency for criminal investigations of terrorist acts and intelligence collection activities within the United States

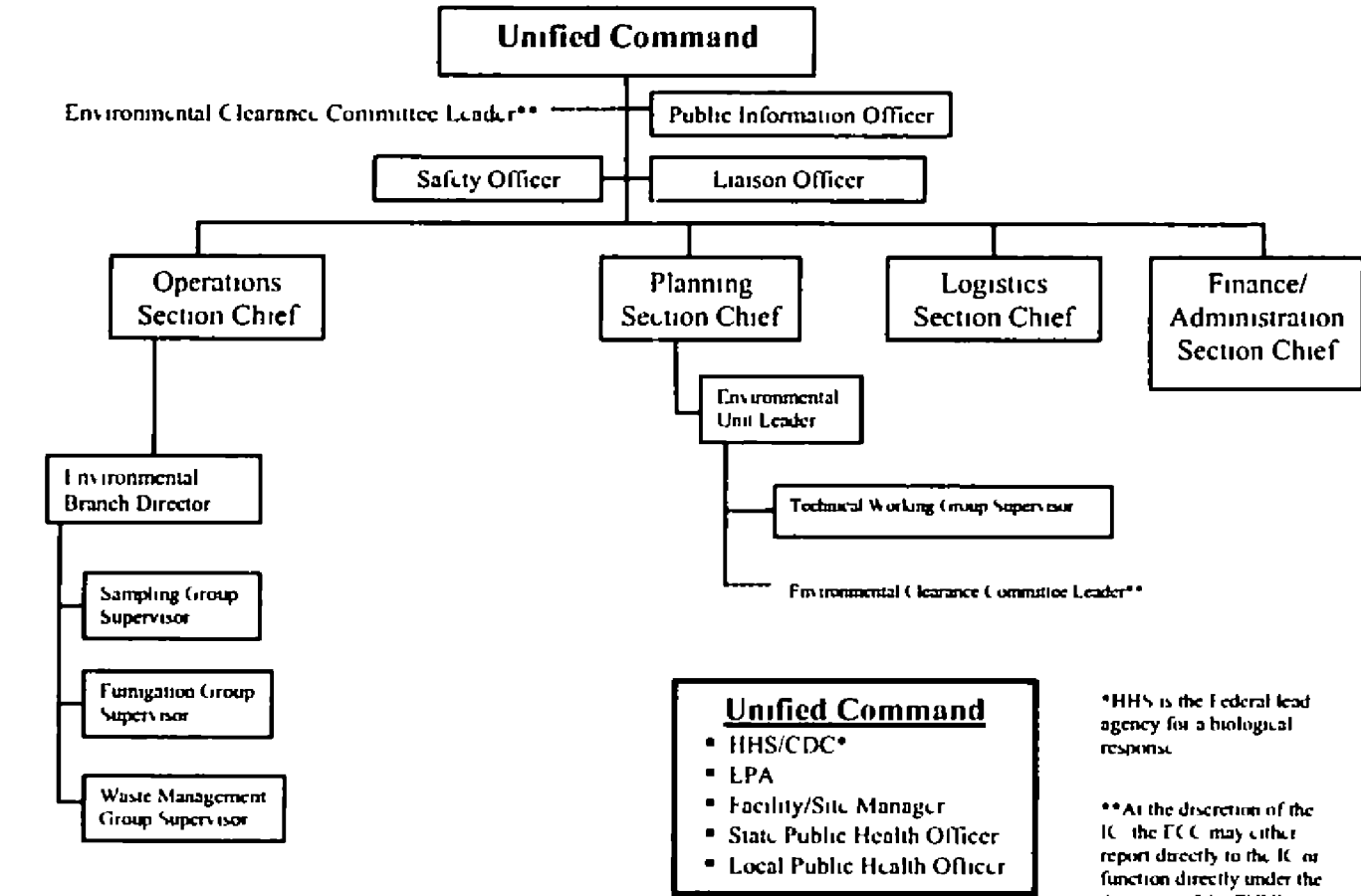


FIGURE 19-2: CLEANUP PHASE

BIOLOGICAL INCIDENT ICS POSITIONS AND TASK DESCRIPTIONS

ENVIRONMENTAL BRANCH DIRECTOR (EBD) – Under the direction of the Operations Section Chief (OPS), the EBD is responsible for, but not limited to, environmental sampling, air monitoring, building decontamination, waste management, and construction and engineering activities inside and outside the hot zone. Other tasks may include the following

- a Review Branch Director Responsibilities (Page 8-9),
- b Collaborate with law enforcement's effort to collect forensic evidence samples to enhance response sampling efficiency and effectiveness (e.g., dual purpose sampling) and offer EPA's environmental sampling expertise to assist them in assessing and collecting forensic evidence,
- c Secure potentially contaminated areas, prior to characterization activities, to prevent cross-contamination and dispersal of bio-agents into the air,
- d Ensure initial characterization sampling activities focus on critical areas, and
- e Maintain Unit/Activity Log (ICS Form 214)

SAMPLING GROUP SUPERVISOR (SGS) – Under the direction of the EBD, the SGS is responsible for assisting in the development of sampling strategies and approaches, specific sampling objectives, and methods. Other tasks and considerations may include the following

- a Review Sampling Group Supervisor Responsibilities (Page 15-20),
- b Assist in the development and implementation of sampling strategies,
- c Implement Quality Assurance and Quality Control (QA/QC), and
- d Maintain Unit/Activity Log (ICS Form 214)

FUMIGATION GROUP SUPERVISOR (FGS) – Under the supervision of the EBD, the FGS is responsible for implementing the fumigation plan. Tasks for the FGS include the following:

- a Review Division/Group Supervisor Responsibilities (Page 8-10),
- b Review the clearinghouse of information on decontamination technologies,
- c Monitor outside the area for leaks during fumigant application and subsequent aeration,
- d Obtain information necessary to judge the effectiveness of fumigation, and
- e Maintain Unit/Activity Log (ICS Form 214)

WASTE MANAGEMENT GROUP SUPERVISOR (WMGS)

Under the direction of the EBD, the WMGS' primary responsibility is waste management, including treatment and disposal. Specific tasks for the WMGS include the following:

- a Review Division/Group Supervisor Responsibilities (Page 8-10),

- b Estimate the quantity of waste expected to be generated,
- c Identify waste management and disposal options,
- d Develop a waste management plan that includes waste classification, removal, containerization, marking and labeling, storage, onsite and off-site treatment, transportation, off-site disposal, shipping papers, "off-site" permits required by Federal, state, and/or local regulations, and
- e Maintain Unit/Activity Log (ICS Form 214)

ENVIRONMENTAL UNIT LEADER (ENVL) – Under the direction of the Planning Section Chief (PSC), the ENVL is responsible for the following tasks during a biological incident

- a Review Environmental Unit Leader Responsibilities (Page 10-1),
- b Determine acceptable levels following decontamination, providing information needed to make final clearance decisions on "how clean is clean",
- c Coordinate with Headquarters' Environmental Unit if established,
- d Coordinate with operations,
- e Mobilize special teams and subject matter experts early on in the response;
- f Utilize EPA's Environmental Response Team (ERT), National Decontamination Team (NDT) and the National Homeland Security Research Center (NHSRC) as a clearinghouse for biological characterization and decontamination

- technologies,
- g Develop multi-disciplinary teams (e g , a technical workgroup or TWG) for characterization and bio-restoration planning activities that include environmental, medical, public health, industrial hygiene professionalism, representatives from Federal, state, and local agencies, analytical laboratories, and facility managers familiar with the building or site layout and Heating, Ventilation, and Air Conditioning (HVAC) equipment,
- h Identify laboratories,
- i Develop QA/QC procedures,
- j Establish an interagency, interdisciplinary Environmental Clearance Committee to assist in determining whether site-specific cleanup goals have been met,
- k Coordinate and submit requests for Federal Insecticide, Fungicide, and Rodenticide Act (FIFRA) crises exemptions that may be required for use of selected decontamination chemicals,
- l Obtain any necessary permits, and
- m Maintain Unit/Activity Log (ICS Form 214)

TECHNICAL WORKING GROUP SUPERVISOR (TWGS)

Reporting directly to the ENVL, the TWGS will

- a Review Division/Group Supervisor Responsibilities (Page 8-10),
- b Develop an incident-specific Environmental Clearance Sampling and Analysis plan, although the ECC may provide input to the development of this plan,

- c Recommend a bio-agent decontamination goal to the Incident Commander (IC) using a risk-based decision making framework, and
- d Maintain Unit/Activity Log (ICS Form 214)

ENVIRONMENTAL CLEARANCE COMMITTEE LEADER

(ECCL) – Under the direction of the ENVL, the ECCL's primary responsibility is to evaluate the totality of environmental data to determine whether the facility is safe for re-occupancy. Specific tasks for the ECCL may include the following

- a Review Common Responsibilities (Page 3-1),
- b Assist in the development of an incident-specific Environmental Clearance Sampling and Analysis Plan,
- c Recommend an acceptable bio-agent decontamination goal using a risk-based decision-making framework, and
- d Maintain Unit/Activity Log (ICS Form 214)

SPECIAL TEAMS AND ASSETS

In addition to the Special Teams, and other assets identified in Chapter 15 - Hazardous Substances, the following resources and phone numbers are also available. For access to any Department of Defense (DOD) assets or teams contact the EPA Headquarters Emergency Operations Center (HQ EOC) Watch Officer at the phone number listed on the inside cover.

**EPA's Office of Emergency Management (OEM),
National Decontamination Team (NDT)** – The EPA Office

of Emergency Management (OEM), National Decontamination Team (NDT), is a special scientific and operational support team for incidents of national significance and WMD events. The 15-person team, based in Cincinnati, Ohio, is comprised of scientists, engineers, a health physicist, and an industrial hygienist with an expertise in decontamination for Chemical, Biological, or Radiological (CBR) agents. They specialize in the decontamination of buildings, open spaces, transportation systems, and water systems. The NDT can provide guidance to responders on characterization sampling, fumigation processes for interior spaces, HVAC systems and sensitive equipment, verification of decontamination effectiveness, and can provide advice on achievable cleanup target levels protective of public health. The NDT can assist with onsite treatment, transportation, and disposal of materials contaminated with biological agents.

The Homeland Security Laboratory Response Program (HSLRP) within the Office of Emergency Management serves as the central Agency focal point and clearinghouse on HSLR preparedness. Its primary responsibility is to establish and maintain national environmental sampling and laboratory analytical capabilities and capacities necessary for effective and timely response to environmental contamination resulting from a terrorist incident, national threat event associated with WMDs, or other Incidents of National Significance (INS). As such, it should be contacted for environmental analytical needs associated with an INS or a WMD event prior to contacting or obtaining laboratory services from other providers such as DOD or the Laboratory Response Network (LRN). To carry out this responsibility, the HSLRP is building upon

existing networks and infrastructure to develop the Environmental Laboratory Response Network (eLRN), which will have testing capability and capacity to meet EPA's responsibilities for surveillance, response, and recovery from incidents involving the release of Chemical, Biological, or Radiological (CBR) agents. The HSLRP is responsible for coordinating with EPA programs and laboratories as well as working with other Federal and state agencies to leverage resources and build necessary laboratory capacity to meet the nation's needs for environmental analyses associated with an INS. The HSLRP has established relationships with these providers or networks via memoranda of understanding, which are in final developmental stages. For additional information contact the EPA Office of Emergency Management, Homeland Security Laboratory Response Team Leader.

Occupational Safety and Health Administration (OSHA), Specialized Response Teams (SRTs) – In order to enhance their response capabilities for incidents involving weapons of mass destruction (WMD), OSHA created four Specialized Response Teams (SRTs) to support the Incident Commander/Unified Command (IC/UC) in the areas of responder safety and health: 1) the chemical team (e.g., toxic industrial chemicals, materials, and weapons of mass destruction chemicals), 2) the biological team, 3) the radiological team, and 4) the structural collapse team. OSHA's Health Response Team coordinates the SRTs. The SRTs consist of seven to eight experts that can deploy rapidly when an emergency occurs. The SRTs are comprised of certified industrial hygienists, professional engineers, occupational physicians, and specialized safety experts.

U.S. Army's Chemical, Biological, Rapid Response Team (CBRRT)

The CBRRT can provide technical advice and assessment support to the IC/UC on biological and chemical warfare agents. However, CBRRT personnel are not trained to make entry into the hot zone. The CBRRT can assist in the detection, neutralization, containment, and disposal of WMDs containing chemical, biological, or related materials.

U.S. Army's Medical Research Institute of Infectious Diseases (USAMRIID)

The USAMRIID, located at Fort Detrick, MD, serves as the lead DOD laboratory and research center for medical aspects of biological warfare defense. The Institute plays a key role in the study of highly hazardous infectious agents requiring maximum containment. The program also includes a deployable team for investigation and treatment during actual biological events.

U.S. Army's Edgewood Chemical Biological Center (ECBC)

The Edgewood Chemical Biological Center (ECBC), located in Edgewood, MD, is the nation's principle research and development center for chemical and biological defense. ECBC develops technology in the areas of detection, protection, and decontamination. Edgewood has developed many biological technologies including biological agent sampling kits, field biological agent detection system, and new decontamination systems for personnel and equipment. The ECBC, in partnership with EPA's NHSRC Response Capability Enhancement (RCE) program, has developed the Homeland Defense C/B Helpline Database to provide responders with extensive

data for use in responding to a chemical or biological terrorist event

U.S. Marine Corps, Chemical Biological Incident Response Force (CBIRF)

The Marine Corps created CBIRF to provide a rapid response force to counter a chemical/biological terrorist threat. Although CBIRF is primarily dedicated to the National Capitol Region, they are a national response asset that can be tasked by NORTHCOM for domestic consequence management operations to deal with a CBRNE threat. CBIRF can provide a number of significant capabilities to include coordinating initial relief efforts, security, detection, identification, expert medical advice, and limited decontamination of personnel and equipment. The CBIRF team can make initial entry into the exclusion zone in Level "A" personnel protective equipment (PPE) to identify and sample unknown chemical/biological agent(s), locate casualties and perform initial medical assessments, and stabilize and evacuate casualties to the decontamination area.

U.S. Army Soldier Biological Chemical Command (SBCCOM)

SBCCOM maintains the Edgewood Chemical Biological Center and Chemical and Biological Defense Information Analysis Center (CBIAC) to assist military and civilian organizations in planning for and responding to a CBRNE event. SBCCOM conducts research, concept exploration, demonstration, validation, engineering, manufacturing, and development for production of chemical and biological defense systems. SBCCOM has subject matter experts in nuclear, biological, and chemical agent recognition,

decontamination methods, sample collection, and detection methods; PPE selection and use and practical exercises; near real-time monitoring, onsite analysis, perimeter monitoring using Open-Path Fourier Transform Infrared Spectroscopy to detect 250 compounds including chemical warfare agents, field operations including maintaining the Army's chemical stockpiles, and demolition of former chemical/biological process facilities, site remediation, and environmental investigation

U.S. Army's Technical Escort Unit (TEU)

The TEU can assist in transporting and escorting unconventional munitions and material—nuclear, biological, and chemical. Its core capabilities involve chemical, biological, and explosive ordinance disposal, reconnaissance, recovery, sampling, detection, monitoring, limited decontamination, Department of Transportation (DOT) packaging, transportation, disposal, and performing or recommending final disposition of weaponized and non-weaponized chemical and biological materials and hazards encountered

Department of Health & Human Services (HHS), Centers for Disease Control and Prevention (CDC), National Center for Environmental Health (NCEH)

The NCEH identifies potential health hazards, recommends and evaluates methods of preventing injuries, and studies the aftermath of disasters and other major emergencies to learn new ways of mitigating the effects of future disasters. The Emergency and Environmental Health Services (EEHS) is a division of CDC's NCEH. The EEHS can respond to national and international emergencies, and provide technical support for public health activities

during environmental disasters, disease outbreak investigations, food safety, water quality, and sanitation issues. The EEHS maintains a Laboratory Response Team that can respond 24/7 to a chemical terrorism or other emergency event anywhere in the country, within two hours. The Environmental Public Health Readiness Branch (EPHRB) serves as CDC's primary all-hazards response unit.

Department of Health & Human Services, Office of Public Health and Emergency Preparedness (OPHEP), Secretary's Emergency Response Team (SERT)

The SERT is deployed to the vicinity of an incident and directs and coordinates the activities of all HHS and all ESF #8 – Public Health and Medical Services personnel deployed to the incident site(s). The SERT is the field component of HHS responsible for providing onsite information from all sources to the HHS Incident Management Team located in the Secretary's Operations Center (SOC) for passing to other operating divisions, agencies and departments.

Department of Health & Human Services (HHS), Centers for Disease Control and Prevention (CDC), Agency for Toxic Substances and Disease Registry (ATSDR) Emergency Response Teams

The ATSDR is an agency of the U.S. Department of Health and Human Services. The mission of ATSDR is to serve the public by using the best science, taking responsive public health actions, and providing trusted health information to prevent harmful exposures and disease related to toxic substances. ATSDR Emergency Response Teams are available 24/7, and are comprised of

SEPTEMBER 2007

toxicologists, physicians, and other scientists available to assist during an emergency. Most human health advice is provided by telephone to response professionals on the scene, but onsite assistance is available upon request of the IC.

**Department of Health & Human Services (HHS),
Centers for Disease Control and Prevention (CDC),
Laboratory Response Network (LRN)**

The LRN mission is to maintain an integrated national and international network of laboratories that are fully equipped, employ advanced technologies, and increase capacity to respond to biological or chemical terrorism, emerging infectious diseases, and other public health threats and emergencies.

CHAPTER 20

NATURAL DISASTERS

EPA's response to a natural disaster is, at its core, a hazardous substances response. As such it should be responded to under the National Response System (NRS), using the guidance provided in Chapter 15 - Hazardous Substances. In the context of a response to a natural disaster, however, EPA's activities will likely be conducted under Emergency Support Function #10-Oil and Hazardous Materials Response Annex (ESF #10) of the National Response Plan (NRP). OSCs are encouraged to familiarize themselves with ESF #10 and the NRP as a whole.

Within the context of an ESF #10 response, there are two major types of response organizations which may be established for the response. The first type of response structure is one in which EPA's hazardous substances response is integrated into the overall incident response; this instance is essentially similar to the multi-agency response structure provided in Chapter 15, and further detailed in Figure 15-3.

The other type of response structure would be one in which the activities associated with the ESF #10 mission (e.g., collection of orphan drums following a flood) are conducted as independent of other response ESF missions. In such a case, the EPA-led response to a complex incident (depicted in Figure 15-2) is most applicable, in partnership with command and operational response assets of the affected state jurisdiction.

Natural disasters such as flooding or earthquakes are challenging to EPA's response capabilities in that they often impact large geographical areas, potentially involving large residential/commercial centers. Any organizational structure that is adopted will have to be expanded, usually within the operations section, to allow for both full coverage over a large area and coverage of potential mission assignments involving the continuing protection of citizens and the environment.

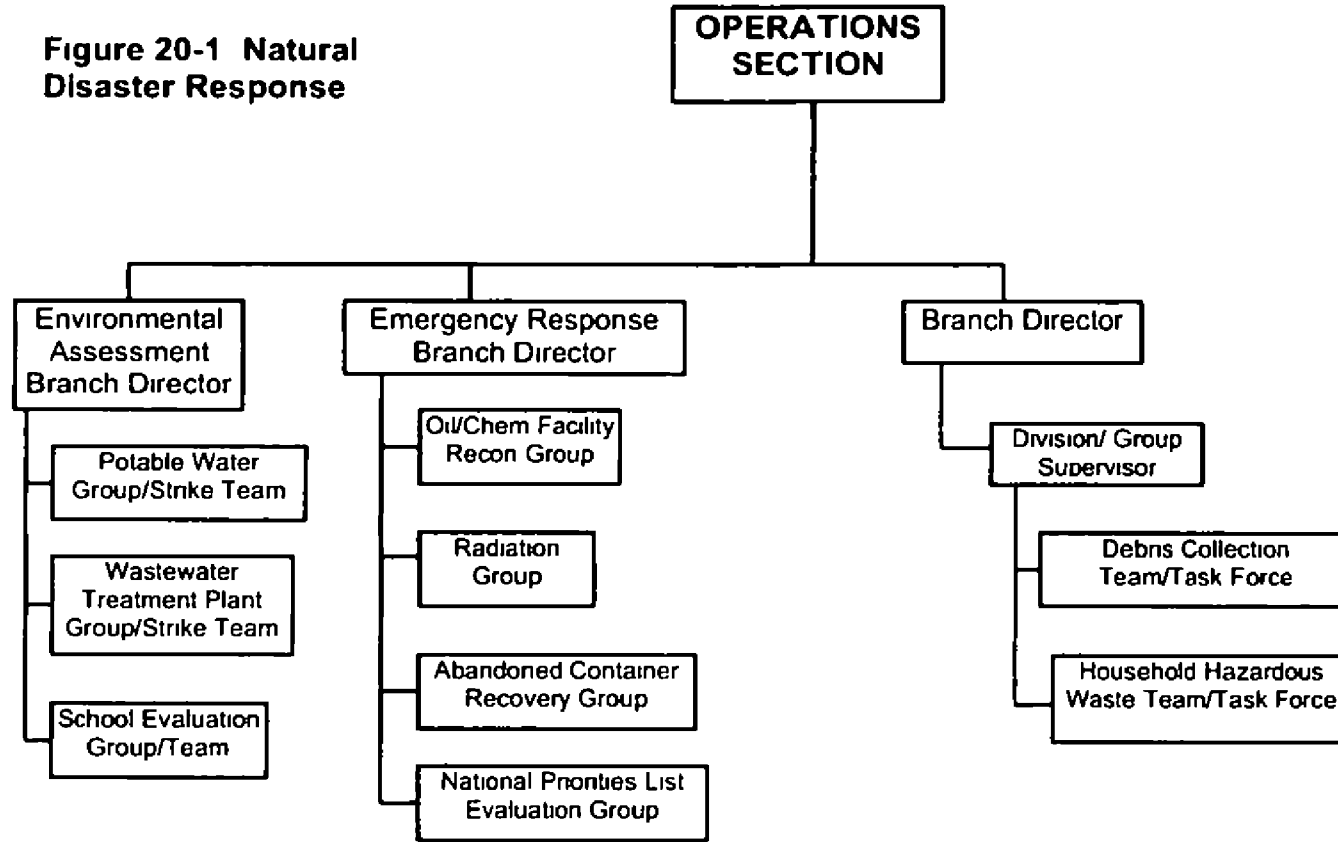
This can be seen in the accompanying organization chart (Figure 20-1) where additional branches and/or divisions are created to account for the geographical spread, and provide for the specific tasking of the ESF #10 mission or subtasking from other ESFs, such as search and rescue operations, white goods collection, and household hazardous waste pickup. In addition, it is certainly common for a natural disaster to cross jurisdictional and political boundaries where the creation of separate branches, divisions, and/or groups may be prudent.

Depending upon the complexity, mission scope, geography and other considerations associated with the disaster response, it may also be appropriate that an Area Command be established. In addition to the conventional role of the Area Command (establish priorities, broker critical resources, etc. among multiple Incident Command Structures), an Area Command may also absorb non-tactical "overhead" responsibilities to support the field, such as assistance with check-in, resource ordering, timekeeping and travel support.

NCP SPECIAL TEAMS AND OTHER ASSETS

The phone numbers for the most commonly used National Oil and Hazardous Substances Pollution Contingency Plan (NCP) Special Teams and other Response Teams are included in the inside cover of this handbook. These assets include the National Response Center (NRC), HQ Emergency Operations Center, EPA Environmental Response Team (ERT), EPA Radiological Emergency Response Team (RERT), EPA National Decontamination Team (NDT), US Coast Guard (USCG) National Strike Force Coordination Center (NSFCC), and the USCG Atlantic, Gulf and Pacific Strike Teams.

Figure 20-1 Natural Disaster Response



NATURAL DISASTER SPECIFIC INCIDENT COMMAND SYSTEM (ICS) POSITIONS AND TASK DESCRIPTIONS

Only those positions and tasks specific and unique to Natural Disaster response missions will be described in this section. Persons assigned to positions common and consistent with the National Incident Management System (NIMS) organization should refer to Chapters 7 through 12 of this Incident Management Handbook (IMH) for their position/task description checklists.

POTABLE WATER GROUP SUPERVISOR/STRIKE

TEAM – This group/team, led by a group supervisor or team leader typically reports to the Environmental Assessment Branch Director. The group/team is responsible for accomplishing Agency regulatory and statutory responsibilities for the water sector (public water system and wastewater system infrastructures) under the Safe Drinking Water Act and Clean Water Act. Depending on the specific organizational layout and the timing of the response, this group/team may also be responsible for providing assistance to local and state entities in bringing potable water systems back online. Additional tasks include:

- a. Review Division/Group Supervisor Responsibilities (Page 8-10) or Unit Leader Responsibilities (Page 3-3),
- b. Maintain communications and coordinate operations with any Technical Specialists supporting Branch operations as specified within the Incident Action Plan (IAP),

- c Maintain communications and coordinate activities with the appropriate local and state officials regarding priority systems, access issues, identity of key personnel, etc , and
- d Maintain Unit/Activity Log (ICS Form 214)

WASTEWATER TREATMENT PLANT (WWTP)

GROUP/STRIKE TEAM – This group/team, led by a group supervisor or team leader typically reports to the Environmental Assessment Branch Director. The group/team is responsible for obtaining the status of waste water treatment systems and may also be responsible for providing assistance to local and state entities in bringing waste water treatment systems back online. Additional tasks are similar to those described above for the potable water group/team.

SCHOOL EVALUATION GROUP/TEAM – This group/team is responsible for the assessment of schools for the presence and condition of hazardous materials. This may include inspections of laboratories, classrooms, and storage areas. Additional tasks include.

- a Develop plans for the assessments,
- b Communicate and coordinate activities with local and state entities for general assistance, identification of key personnel, priority sites, access issues, etc ,
- c Communicate and coordinate activities with the site Safety Officer,
- d Communicate and provide the proper documentation to the group/team/task force identified in the IAP that will be coordinating

- removal activities of hazardous materials identified by the School Evaluation Group/Team, and
- e Maintain Unit/Activity Log (ICS Form 214)

OIL/CHEM FACILITY RECON GROUP, RADIATION GROUP, ABANDONED CONTAINER RECOVERY GROUP, NATIONAL PRIORITIES LIST (NPL)

EVALUATION GROUP – These specific groups, led by Group Supervisors, typically report to a Branch Director with the Emergency Response Branch. While these groups are initially tasked with reconnaissance, their recon can potentially lead to emergency response activities and as such, members of these teams must have the prerequisite training and possess the appropriate personal protective equipment (PPE) and monitoring equipment. Activities may include

- a Review Unit Leader Responsibilities (Page 3-3),
- b Develop plans for reconnaissance,
- c Communicate and coordinate activities with the site Safety Officer, local and state entities for general assistance, identification of key personnel, priority sites, access issues, etc ,
- d Maintain communications and coordination of operations with any Technical Specialists supporting Branch operations as specified within the IAP,
- e Ensure that all samples are obtained following appropriate sample protocol and that all samples taken are properly documented and follow chain of custody procedures;

- f Communicate and coordinate regarding the removal of hazardous constituents if applicable with appropriate personnel, (e g , contractors, technical specialists, site safety officer, hazardous waste collection/staging area personnel),
- g Provide full documentation of addresses where reconnaissance work has been conducted, approximate quantities and descriptions of hazardous waste removed, and any interaction with private property/ homeowners or state/local officials, and
- h Maintain Unit/Activity Log (ICS Form 214)

DEBRIS COLLECTION TEAM/TASK FORCE – This team/task force, led by a team or task force leader, typically reports to a Division or Group Supervisor within a Branch of the Operations Section. The team/task force is responsible for retrieving hazardous debris, drums, cylinders, totes, and larger containers from impacted areas. They may also be tasked with air or product monitoring/sampling prior to movement and off-loading the product into transportable containers. The team/task force per the specific IAP may also be responsible for transporting the containers to a pre-determined staging area. Additional activities may include:

- a Review Unit Leader Responsibilities (Page 3-3),
- b Assist in developing plans for the collection and transportation of hazardous debris,
- c Communicate and coordinate activities with the site safety officer, air monitoring teams, local entities and/or Agency legal staff regarding access issues, hazardous waste collection/staging areas,

- and other similarly tasked collection teams,
- d Document fully the debris inspected, handled, sampled, and transported, and
- e Maintain Unit/Activity Log (ICS Form 214)

HOUSEHOLD HAZARDOUS WASTE TEAM/TASK

FORCE – This team/task force, led by a team or task force leader, typically reports to a Division or Group Supervisor within a Branch of the Operations Section. The team/task force is responsible for retrieving hazardous substances normally found in small containers in a home or small business setting. Examples of Household Hazardous Waste (HHW) include bleach, car batteries, barbeque-sized propane cylinders, pesticides/herbicides, some paints, degreasers, and solvents. This team may also be responsible for transporting these items to a pre-determined staging area. Since entering homes after they have been impacted by a natural disaster may have serious safety implications due to the lack of structural integrity, much of the retrieval of HHW may be conducted from the curbside after items have been moved there by homeowners or contractors. Additional activities may include

- a Review Unit Leader Responsibilities (Page 3-3),
- b Assist in developing plans for the collection and transportation of HHW,
- c Communicate and coordinate activities with the site Safety Officer, local entities and/or Agency legal staff regarding access issues, hazardous waste collection/staging areas, and other similarly tasked collection teams,

- d Provide full documentation of addresses where work has been conducted, approximate quantities and descriptions of HHW removed, and any interaction with private property/ homeowners, and
- e Maintain Unit/Activity Log (ICS Form 214)

CHAPTER 21

TERRORIST INCIDENTS

Terrorist response incidents will be responded to under the National Response System (NRS) As applicable, consult Chapter 15 - Hazardous Substances/Materials and Chapters 18 and 19 - Radiation Incident and Biological Incident of this Incident Management Handbook (IMH) regarding establishment and use of the Incident Command System (ICS) when a terrorist incident precipitates a hazardous materials release and/or mass casualty

The Unified Command (UC) responding to an incident where terrorism is involved should be acutely aware of the unique nature of the Federal Government's response mechanism for these types of incidents UC members may find themselves working for the Federal Bureau of Investigation (FBI) and/or Department of Homeland Security (DHS)/Federal Emergency Management Agency (FEMA)

It is FEMA's policy to use the National Response Plan (NRP) structures to coordinate all Federal assistance to state and local governments for Incidents of National Significance (INS) The NRP includes a Terrorism Incident Law Enforcement and Investigation Annex, which in part describes potential EPA involvement in the Federal law enforcement and investigative response phase of an incident In a terrorist threat or incident that may involve a weapon of mass destruction (WMD) or Chemical, Biological, Radiological, Nuclear, or Highly Explosive (CBRNE) material, the traditional FBI command post will

transition into a Joint Operations Center (JOC) The JOC is an interagency command and control center EPA may be asked to provide a representative to the JOC

The FBI, along with all other Federal departments and agencies, has been directed to adopt the National Incident Management System (NIMS) At the scene of a potential or actual terrorist incident, the FBI retains authority for criminal enforcement EPA ICS will likely have to work with the FBI to obtain access to a controlled site Regardless of how the FBI integrates into the local ICS, EPA ICs will likely carry out their response operations using a standard hazardous substances ICS structure EPA ICs working with the FBI may wish to establish an INTO to facilitate this process

ICS ORGANIZATION CHARTS FOR TERRORISM SCENARIO

The ICS organization charts presented in this chapter highlight key functional positions/units that may be established for a terrorism response in an Incident Command System structure These charts depict examples of hypothetical ICS organizations developed for two phases of a terrorism response scenario at a facility They include ICS organizations for a Unified Command during the First Response phase and a Unified Command during the cleanup/restoration phase In the First Response (crisis management) phase, the local fire and hazmat, police and health departments respond to the emergency and are responsible for establishing an Incident Command System and Unified Command to manage on-scene resources, conduct life safety operations (e g , victim evacuation,

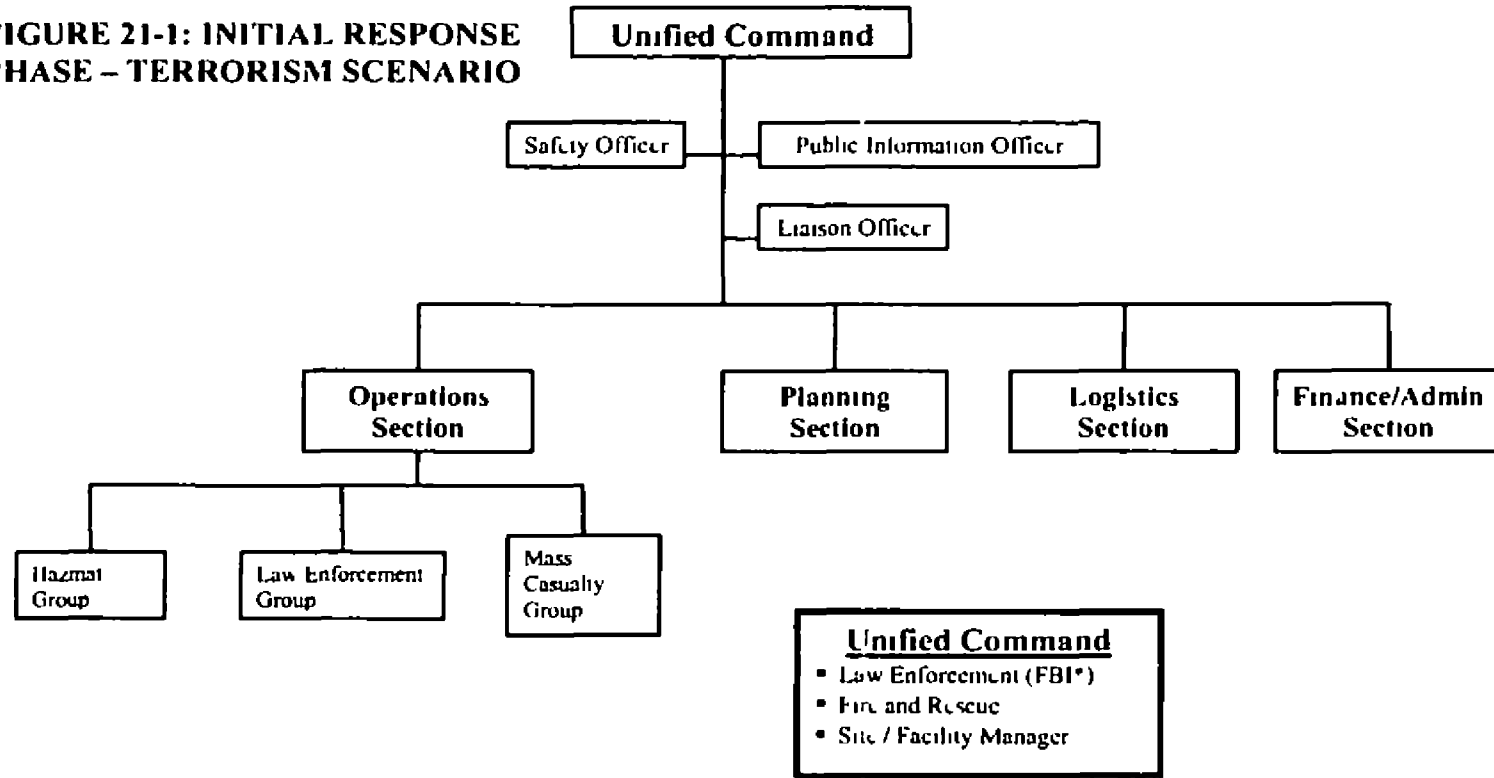
SEPTEMBER 2007

rescue, decontamination, medical treatment), conduct WMD chemical, biological agent or radiological identification, criminal investigation and evidence collection activities. During this phase, three groups (Hazmat, Law Enforcement and Mass Casualty) are established in the Operations Section. In the cleanup/restoration (consequence management) phase, there are four branches (Hazmat, Environmental, Law Enforcement and Medical) established in the Operations Section to increase management span-of-control of additional functions. The Hazmat Group remains in the organization following transition from the "emergency response" phase to the "remediation" phase. The Hazmat Branch continues to manage the hot zone, contamination reduction zone, decontamination line, rest and shelter areas, entry and egress points, care and maintenance of monitoring equipment, immediate support functions, health and safety and security. In addition, the Hazmat Branch assists entry teams in donning and doffing PPE, and performs medical monitoring of personnel in the hot zone.

EPA establishes an Environmental Branch (EB) in the Operations Section to carry out environmental characterization and restoration activities including decontamination of building surfaces, spaces, and sensitive items. The EB is responsible for environmental sampling, air monitoring, waste management and disposal, construction and engineering inside and outside the hot zone. EPA establishes an Environmental Unit in the Planning Section. The Environmental Unit is responsible for planning and strategy (e.g., site characterization strategies, sampling and analysis plan, quality assurance, laboratory networking, facility decontamination plan,

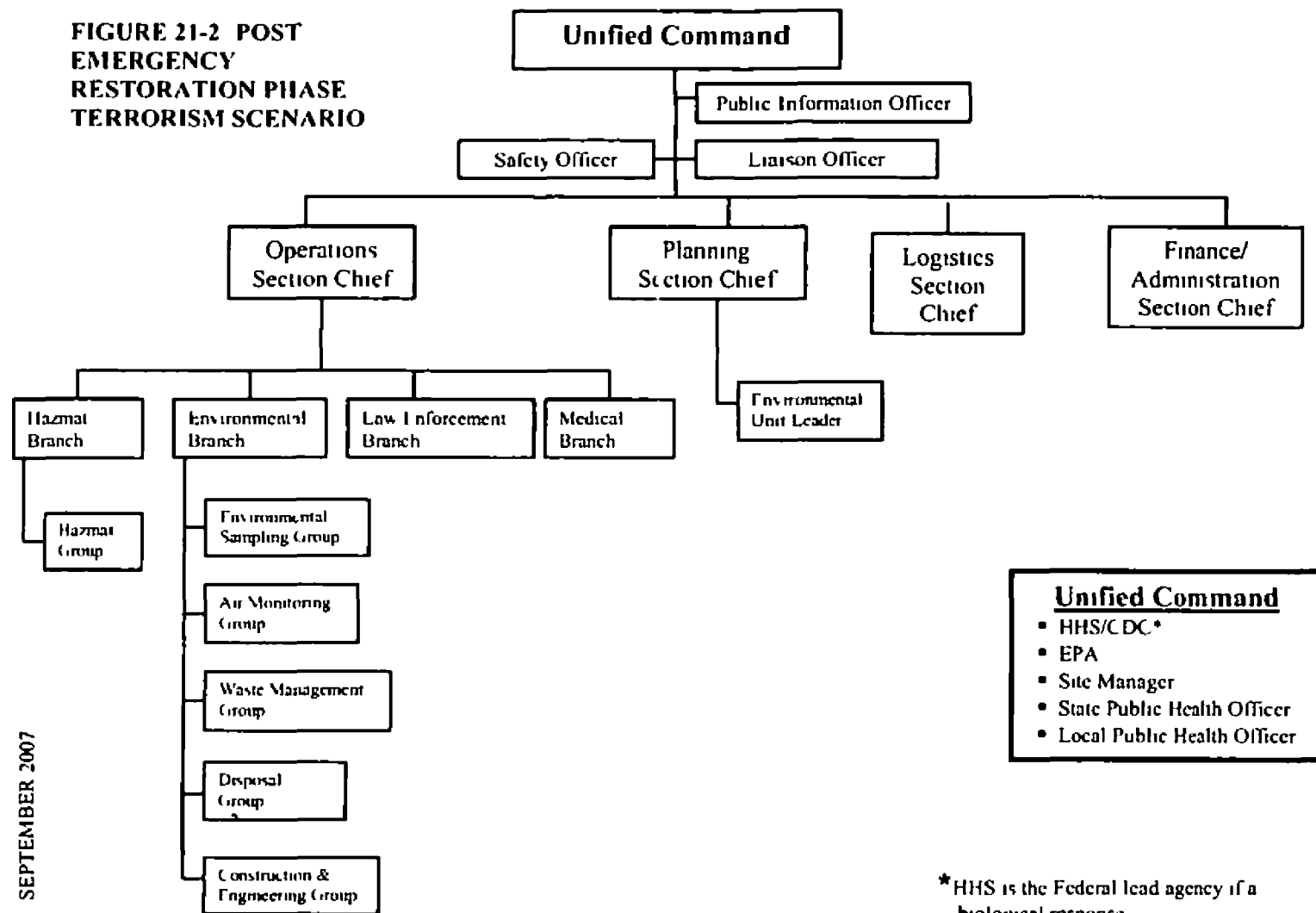
containment/barrier strategies, fumigation options, decontamination verification methods, environmental clearance, re-occupancy plans), and will coordinate with Headquarters Environmental Unit for an INS. The Environmental Unit maintains very close liaison with the Operations Section in the development of tactical plans and coordinate with the Scientific Support Coordinator and Headquarters Environmental Unit (if established). The Operations Section has overall responsibility for developing and implementing tactical operations designed to achieve the incident objectives established by the UC. The interagency Environmental Clearance Team evaluates all environmental data and determines the cleanup goals (standards) for re-opening the site or facility.

**FIGURE 21-1: INITIAL RESPONSE
PHASE – TERRORISM SCENARIO**



*FBI is the lead Federal agency for criminal investigations of terrorist acts and intelligence collection activities within the United States

**FIGURE 21-2 POST
EMERGENCY
RESTORATION PHASE
TERRORISM SCENARIO**



*HHS is the Federal lead agency if a biological response

TERRORISM INCIDENT-SPECIFIC ICS POSITIONS AND TASK DESCRIPTIONS

Only those ICS positions that have the potential to be staffed by EPA personnel and tasks specific and unique to terrorist incident missions will be described in this section. Persons assigned the common positions consistent with the NIMS organization should refer to Chapters 7-12 of this Handbook for their position/task descriptions and checklists. In addition to the Special Teams and other assets identified in Chapter 15, the following resources and phone numbers are also available. For access to any Department of Defense (DOD) assets or teams contact the EPA Headquarters Emergency Operations Center (HQ EOC) Watch Officer at the phone number listed on the inside cover.

INCIDENT COMMANDER – Tasks specific to a terrorist incident are to

- a Review Incident Commander responsibilities (Page 7-2),
 - Assesses the need for additional resources and assist in obtaining their help. Some of these resources are listed at the end of this chapter (Terrorism Incident Technical Teams)
- b Consider establishing the following
 - HAZMAT Branch/Group – to deploy a reconnaissance team, sample/monitor, set up decontamination for responders and develop a plan of action for containment and control of hazardous agents

- Medical Group – to provide emergency medical care for responders
 - Hospital Coordination Unit – to establish communication links with area hospitals, provide them with situation report, and information on agent identification, and determine pharmacology needs
 - Medical Information & Research Technical Specialist – to research agent characteristics based upon responders' signs and symptoms, responders' descriptions of agent, sample characteristics, and other information as it becomes available Establishes communication with Poison Control Centers (ATSDR and CDC)
 - Law Enforcement Group – to coordinate law enforcement agencies to establish incident security, establishes evidence collection and control, and obtains intelligence information (May be established after the FBI relinquishes site control)
- c Work to identify and address strategic and tactical issues, and
- d Maintain Unit/Activity Log (ICS Form 214)

PUBLIC INFORMATION OFFICER (PIO) – Tasks specific to a terrorist incident are

- a Review Public Information Officer Responsibilities (Page 7-4),
- b Establish safe media conference areas distant from the Incident Command Post,

- c Coordinate with the Incident Commander (IC) (and, if appropriate, DHS and the FBI) to determine what information can be released,
- d Promote optimum community response,
- e Develop information releases that support response activities,
- f Coordinate with Headquarters Office of Public Affairs (OPA), and
- g Maintain Unit/Activity Log (ICS Form 214)

HAZARDOUS SUBSTANCE/MATERIALS GROUP

SUPERVISOR – Tasks specific to terrorist incidents, in support of responders, are

- a Review Division/Group Supervisor Responsibilities (Page 8-10),
- b Review the Hazardous Substance/Materials Group tasks in Chapter 15 of this Handbook,
- c Ensure the implementation of defensive mitigation practices (e g , evacuation) when applicable,
- d Ensure that information regarding the agent(s) and patient symptoms are passed to the Medical Group,
- e Determine hazards presented by the event,
- f Ensure availability of emergency decontamination,
- g Coordinate with Safety Officer for a Health and Safety Plan (HASP),
- h Recommend best protective actions (e g , evacuation, shelter-in-place),
- i Assist in the development of re-entry procedures if applicable, and

J **Maintain Unit/Activity Log (ICS Form 214)**

**TERRORISM INCIDENT TECHNICAL TEAMS/
TECHNICAL TEAMS IN SUPPORT OF WMD INCIDENTS**

Many resources for a WMD incident response are similar to those required for a hazardous substance incident response. In addition to the Special Teams and other assets identified in Chapter 15, the following resources and phone numbers are also available. For access to any Department of Defense (DOD) assets or teams contact the EPA HQ EOC Watch Officer at the phone number listed on the inside cover.

The Homeland Security Laboratory Response Program (HSLRP) within the Office of Emergency Management serves as the central Agency focal point and clearinghouse on HSLR preparedness. Its primary responsibility is to establish and maintain national environmental sampling and laboratory analytical capabilities and capacities necessary for effective and timely response to environmental contamination resulting from a terrorist incident, national threat event associated with Weapons of Mass Destruction (WMDs), or other incidents of national significance (INS). To carry out this responsibility, the HSLRP is building upon existing networks and infrastructure to develop the Environmental Laboratory Response Network (eLRN), which will have testing capability and capacity to meet EPA's responsibilities for surveillance, response, and recovery from incidents involving the release of Chemical, Biological, or Radiological (CBR) agents. The HSLRP is responsible for coordinating with EPA programs and laboratories as well.

as working with other Federal and state agencies to leverage resources and build necessary laboratory capacity to meet the nation's needs for environmental analyses associated with an INS. It should be contacted for environmental analytical needs associated with an INS or a WMD event prior to contacting or obtaining laboratory services from other providers such as the Department of Defense or the LRN. The HSLRP has established relationships with these providers or networks via memoranda of understanding, which are in final developmental stages. For additional information contact EPA Office of Emergency Management, Homeland Security Laboratory Response Team Leader

Chemical Biological Incident Response Force (CBIRF)

CBIRF is a U.S. Marine Corps response unit located at Camp Lejeune, NC. It provides a highly trained rapid response force capable of providing consequence management (threat identification, casualty extraction, personnel decontamination and medical triage/treatment/stabilization) for terrorist initiated attacks in order to mitigate the effects of multiple/mass casualty incidents. It also maintains an information "reach-back" capability that allows quick access to a cadre of WMD matter and response experts for consulting purposes.

US Army Technical Escort Unit (TEU) – TEU provides a worldwide, quick response capability to conduct field sampling, identification and verification, monitoring, recovery, decontamination, escort, and mitigation of hazards associated with WMD materials. The operational component of TEU is the Chemical-Biological Response Team (CBRT). CBRTs are available from Aberdeen

Proving Ground, MD, Dugway Proving Ground, UT, and Pine Bluff Arsenal, AR

Army Material Command Treaty Laboratory, Soldier Biological Chemical Command (SBCCOM) – The Army Material Command Treaty Laboratory provides an on-site analytical laboratory capability. The laboratory is capable of analyzing chemical surety materials, and foreign chemical warfare agents. The laboratory also maintains an analytical spectra database that provides the capability for analyzing other hazardous industrial chemicals. The laboratory is comprised of a series of transportable modules which contain analytical instruments such as flame photometric/mass selective detectors, fume hood, and all supporting equipment such as electrical generators for short term power requirements. The laboratory is located at Aberdeen Proving Ground, MD.

Weapons of Mass Destruction Civil Support Team (WMD CSTs) – WMD CST is an Army National Guard WMD response unit. The mission of the WMD CST is to rapidly deploy to an incident to assess a suspected nuclear, biological, chemical, or radiological incident in support of a local incident commander. When responding to a domestic support request, the WMD CST will remain under state control unless federalized.

CHAPTER 22

ANIMAL EMERGENCY RESPONSE

Animal emergency response issues may be addressed utilizing the National Incident Management System (NIMS) and National Response Plan (NRP). EPA plays a lead role in responding to hazmat spills in residential or agricultural settings (ESF #10). EPA plays a support role in responding to decontamination and disposal issues associated with a Foreign Animal Disease (FAD) outbreak (ESF #11) or avian/pandemic flu (ESF #8). Utilizing the Incident Command System, these issues may be addressed within the Environmental Unit of the Planning Section or within the Cleaning and Disinfection Group, Decontamination Group, or Disposal Group of the Operations Section. A Veterinary Hazmat Unit may be utilized in Operations for activities within the hot zone. Awareness of these issues at the beginning of a response is important in establishing an Incident Command System (ICS) structure where they will be properly addressed and logistically integrated with other response activities.

The animal health community may not understand the authority of emergency response managers such as Federal On-Scene Coordinators (OSCs). In addition, EPA emergency responders may overlook or underestimate the size and complexity of animal care industries and their relevance to communities. It is essential for the animal/agricultural and emergency management communities to work together to deal with animal and public health emergencies. Whether responding in a lead or support role to an incident that is accidental or

purposeful, responders will benefit from understanding the importance of animal emergency response issues and the resources available to address them. Responders have the capacity to play an important role in uniting traditional animal health community with the emergency response community.

In the last five years, infectious diseases such as West Nile virus and monkeypox have appeared in North America, and severe acute respiratory syndrome and avian influenza have emerged on a global scale. Strikingly, 75% of emerging infectious diseases have been identified as zoonotic (transmissible between species) in origin. These trends underscore the importance of animal health in protection of human health and the environment.

This chapter summarizes animal emergency response issues for responders, identifies opportunities within ICS for addressing these issues, and provides contact information for the Emergency Response "tool kit."

EPA's role in animal emergency response varies. Primarily, EPA will be responding to releases of hazardous materials. The animal emergency response issues that arise vary depending upon the type of contaminant and the location of the release. Resources required to address animal issues may be minimal but the impact may be substantial. In fact, a community may well judge the entire response by how well their animal issues were addressed.

In the urban setting, pets may be considered family members and residents may refuse evacuation without them. Temporary animal shelters may be required during

an evacuation, provisions may be necessary for pets isolated in a hot zone, and animal retrieval from the hot zone may be required. Another consideration is stray animal populations which may interfere with response operations. Pets may carry contamination to handlers, owners, or responders. Pets may require decontamination in order to be safely handled and removed from the site. Pets may exhibit toxicological signs/symptoms of exposure to a contaminant and require treatment. In some cases, animals may be sentinels of disease. For example, dancing cat disease diagnosed by veterinarians in Minimata, Japan was the first warning of mercury toxicity in the human population. Another sensitive and important consideration is the diagnosis and disposal of animals that may have been killed by exposure to the contaminant.

An agricultural or rural setting presents additional animal issues. Livestock contamination may cause adverse impacts to animal health, resulting in decreased productivity and profit, or human health, resulting in disease or loss of confidence in the food supply. Livestock or wildlife may be contaminated or destroyed and require appropriate decontamination and disposal. A thorough evaluation of contaminant fate and transport both within animals and the environment is necessary to assess risk.

In addition to releases of hazardous materials, EPA may be asked to provide a response support role in other types of emergencies. In responding to biological, radiological, or chemical weapons release, decontamination and disposal may include wildlife, livestock, service (search and rescue canines), or companion animals. Safe and effective decontamination agents and systems may be required.

The collection, sampling, and disposal of run-off water may be necessary. Lastly, disposal capacity for large numbers of animal carcasses and the technologies available may greatly impact the cost of the response and resulting environmental impacts.

In addition to the Special Teams and other assets identified in Chapter 15, the following resources and phone numbers are also available:

- National Pesticide Information Center (Oregon State University in cooperation with EPA) 1-800-858-7378
- American Society for the Prevention of Cruelty to Animals (ASPCA) Animal Poison Control Center 1-888-426-4435
- Veterinary Medical Assistance Teams part of National Disaster Medical Services (NDMS) with Federal Emergency Management Agency/Department of Homeland Security (FEMA/DHS) are available for National deployment
- Area Emergency Coordinators - part of USDA/APHIS Veterinary Services are regional contacts providing veterinary medical and agricultural support
- USGS National Wildlife Center in Madison, Wisconsin
- State Veterinary Diagnostic Labs at <http://www.aavid.org/aavid-3/accredlabs.js>

CHAPTER 23

GLOSSARY AND ACRONYMS

ACCESS CONTROL POINT – The point of entry and exit from control zones at a Hazardous Substance Incident
Regulates access to and from work areas

AGENCY REPRESENTATIVE – Individual assigned to an incident from an assisting or cooperating agency that has been delegated full authority to make decisions on all matters affecting their agency's participation at the incident

AREA COMMAND – An organization established (1) to oversee the management of multiple incidents that are each being handled by an Incident Command System organization or (2) to oversee the management of large or multiple incidents to which several Incident Management Teams have been assigned. Area Command has the responsibility to set overall strategy and priorities, allocate critical resources according to priorities, ensure that incidents are properly managed, and ensure that objectives are met and strategies followed.

ASSIGNED RESOURCES – Resources checked-in and assigned work tasks on an incident

ASSIGNMENTS – Tasks given to resources to perform within a given operational period, based upon tactical objectives in the Incident Action Plan

ASSISTANT – Title for staff of the Command Staff

positions assigned to help the Command Staff person manage their workload

ASSISTING AGENCY – An agency directly contributing tactical or service resources to another agency

BASE – The location at which the primary logistics functions are coordinated and administered (Incident name or other designator will be added to the term "Base ") The Incident Command Post may be collocated with the Base There is only one Base per incident

BRANCH – The organizational level having functional/geographic responsibility for major incident operations The Branch level is organizationally between Section and Division/Group in the Operations Section and between Section and Units in the Logistics Section

CACHE – A pre-determined complement of tools, equipment, and/or supplies stored in a designated location, and available for incident use

CHECK-IN – Process whereby resources first report to incident response Check-in locations include Incident Command Post (Resource Unit), Incident Base, Camps, Staging Areas, Helibases, Helispots, and Division/Group Supervisors (for direct line assignments)

CHIEF – The Incident Command System title for individuals responsible for the command of functional Sections Operations, Planning, Logistics, and Finance/Administration

CLEAR TEXT – The use of plain English in radio communications transmission. Neither 10 Codes nor agency-specific codes are used when using Clear Text.

COMMAND – The act of directing, ordering, and/or controlling resources by virtue of explicit legal, agency, or delegated authority. May also refer to an Incident Commander or to the Unified Command.

COMMAND POST – See Incident Command Post.

COMMAND STAFF – The Command Staff consists of the Public Information Officer, Safety Officer, and Liaison Officer, who report directly to an Incident Commander. They may have an assistant or assistants, as needed.

COMPLEX – Two or more individual incidents located in the same general proximity, which are assigned to a single Incident Commander or Unified Command to facilitate management.

CONTROL ZONES – The geographical areas within the control lines set up at a hazardous substance incident. The three zones most commonly used are the Exclusion Zone, Contamination Reduction Zone, and Support Zone.

COOPERATING AGENCY – An agency supplying assistance other than direct tactical or support functions or resources to the incident control effort (e.g., Red Cross, law enforcement agency, telephone company).

COST SHARING AGREEMENTS – Agreements between agencies or jurisdictions to share designated costs related

to incidents. Cost sharing agreements are normally written but may also be verbal between an authorized agency and jurisdictional representatives at the incident.

DEPUTY – A fully qualified individual who, in the absence of a superior, could be delegated the authority to manage a functional operation or perform a specific task. In some cases, a Deputy could act as relief for a superior and, therefore, must be fully qualified in the position. Deputies can be assigned to the Incident Commander, General Staff, and Branch Directors.

DIRECTOR – Incident Command System title for individuals responsible for supervision of a Branch.

DIVISION – The organizational level having responsibility for operation within a defined geographic area. The Division level is organizationally between the Task Force/Team and the Branch. (See "Group" also.)

EMERGENCY OPERATIONS CENTER (EOC) – The pre-designated physical location at which the coordination of information and resources to support domestic incident management activities normally takes place.

EMERGENCY SUPPORT FUNCTIONS (ESF) – The National Response Plan (NRP) details 14 ESFs in place to coordinate operations during Federal involvement in an incident.

EXCLUSION ZONE – The area immediately around a spill or release. That area where contamination does or could occur. The innermost of the three zones of a hazardous

substance/material incident Special protection is required for all personnel while in this zone

FEDERAL ON-SCENE COORDINATOR (OSC) – See On-Scene Coordinator

GENERAL STAFF – The group of incident management personnel comprised of Operations Section Chief, Planning Section Chief, Logistics Section Chief, and Finance/Administration Section Chief

GEOGRAPHIC INFORMATION SYSTEM (GIS) – A GIS is an electronic information system, which provides a geo-referenced database to support management decision-making

GROUP – Groups are established to divide the incident into functional areas of operation Groups are composed of resources assembled to perform a special function not necessarily within a single geographic division (See “Division” also) Groups are located between Branches (when activated) and Resources in the Operations Section

HAZARDOUS MATERIAL – For the purposes of Emergency Support Function (ESF) #10, hazardous material is a substance or material, including a hazardous substance, that has been determined by the Secretary of Transportation to be capable of posing an unreasonable risk to health, safety, and property when transported in commerce, and which has been so designated (see 49 CFR 171.8) For the purposes of ESF #10 and the Oil and Hazardous Materials Incident Annex, the term is intended to mean hazardous substances, pollutants, and

contaminants as defined by the National Oil and Hazardous Substances Pollution Contingency Plan

HAZARDOUS SUBSTANCE – As defined by the National Oil and Hazardous Substances Pollution Contingency Plan, any substance designated pursuant to section 311(b)(2)(A) of the Clean Water Act, any element, compound, mixture, solution, or substance designated pursuant to section 102 of the Comprehensive Environmental Response, Compensation, and Liability Act (CERCLA), any hazardous waste having the characteristics identified under or listed pursuant to section 3001 of the Solid Waste Disposal Act (but not including any waste the regulation of which under the Solid Waste Disposal Act (42 U S C § 6901 et seq) has been suspended by act of Congress), any toxic pollutant listed under section 307(a) of the Clean Water Act, any hazardous air pollutant listed under section 112 of the Clean Air Act (42 U S C § 7521 et seq), and any imminently hazardous chemical substance or mixture with respect to which the EPA Administrator has taken action pursuant to section 7 of the Toxic Substances Control Act (15 U S C § 2601 et seq)

HELIBASE – A location within the general incident area for parking, fueling, maintenance, and loading of helicopters

INCIDENT ACTION PLAN (IAP) – An oral or written plan containing general objectives reflecting the overall strategy for managing an incident. It may include the identification of operational resources and assignments. It may also include attachments that provide direction and important information for management of the incident during one or

more operational periods

INCIDENT COMMANDER (IC) – The individual responsible for all incident activities, including the development of strategies and tactics and the ordering and release of resources. The IC has overall authority and responsibility for conducting incident operations and is responsible for the management of all incident operations at the incident site.

INCIDENT COMMAND POST (ICP) – The field location at which the primary tactical-level, on-scene incident command functions are performed. The ICP may be collocated with the incident base or other incident facilities.

INCIDENT COMMAND SYSTEM (ICS) – A standardized on-scene emergency management concept specifically designed to allow its user(s) to adopt an integrated organizational structure equal to the complexity and demands of single or multiple incidents, without being hindered by jurisdictional boundaries.

INCIDENT MANAGEMENT TEAM (IMT) – The Incident Commander and appropriate Command and General Staff personnel assigned to an incident.

INCIDENT OF NATIONAL SIGNIFICANCE (INS) – An actual or potential high-impact event that requires a coordinated and effective response by an appropriate combination of Federal, state, local, tribal, non-governmental, and/or private-sector entities in order to save lives and minimize damage and provide the basis for long-term community recovery and mitigation activities.

INCIDENT OBJECTIVES – Statements of guidance and direction necessary for the selection of appropriate strategies, and the tactical direction of resources Incident objectives are based on realistic expectations of what can be accomplished when all allocated resources have been effectively deployed Incident objectives must be achievable and measurable, yet flexible enough to allow for strategic and tactical alternatives

INCIDENT SITUATION DISPLAY – The Situation Unit is responsible for maintaining a display of status boards, which communicate critical incident information vital to establishing an effective command and control environment

INITIAL RESPONSE – Resources initially committed to an incident

INTELLIGENCE AND INFORMATION – National security, classified information, or other operational information necessary for incident decision making Traditionally located in the Planning Section but may be moved to other parts of the Incident Command System organization based on Command needs

JOINT FIELD OFFICE (JFO) – A temporary Federal facility established locally to provide a central point for Federal, state, local, and tribal executives with responsibility for incident oversight, direction, and/or assistance to effectively coordinate protection, prevention, preparedness, response, and recovery actions The JFO will combine the traditional functions of the Joint Operations Center, the Federal Emergency Management Agency Disaster Field

Office, and the Joint Information Center within a single Federal facility

JOINT INFORMATION CENTER (JIC) – A facility established within or near the Incident Command Post where the Public Information Officer and staff can coordinate and provide information on the incident to the public, media, and other agencies

JOINT OPERATIONS CENTER (JOC) – The JOC is the focal point for all Federal investigative law enforcement activities during a terrorist or potential terrorist incident or any other significant criminal incident, and is managed by the Senior Federal Law Enforcement Official. The JOC becomes a component of the Joint Field Office when the National Response Plan is activated

JURISDICTION – The range or sphere of authority. Public agencies have jurisdiction at an incident related to their legal responsibilities and authority for incident mitigation. Jurisdictional authority at an incident can be political/geographical (e.g., city, county, state or Federal boundary lines) or functional (e.g., police department, health department, etc.) (See Multi-Jurisdiction Incident)

LEADER – The Incident Command System title for an individual responsible for a Task Force/Strike Team or functional unit

LOGISTICS SECTION – The Logistics Section is responsible for providing facilities, services, and materials for the incident

MANAGERS – Individuals within Incident Command System organizational units that are assigned specific managerial responsibilities (e g , Staging Area Manager)

MISSION ASSIGNMENT – The vehicle used by the Department of Homeland Security's Emergency Preparedness and Response Directorate, which includes the Federal Emergency Management Agency (DHS/EPR/FEMA) to support Federal operations in a Stafford Act major disaster or emergency declaration. It orders immediate, short-term emergency response assistance when an applicable state or local government is overwhelmed by the event and lacks the capability to perform, or contract for, the necessary work.

MITIGATE – Any action to contain, reduce, or eliminate the harmful effects of a spill or release of a hazardous substance/material.

MULTI-AGENCY INCIDENT – Is an incident where one or more agencies assist a jurisdictional agency or agencies. May be single or Unified Command.

MULTI-JURISDICTIONAL INCIDENT – Is an incident requiring action from multiple agencies that each have jurisdiction to manage certain aspects of an incident. In Incident Command System, these incidents will be managed under Unified Command.

NATIONAL RESPONSE CENTER (NRC) – A national communications center for activities related to oil and hazardous substance response actions. The National Response Center, located at Department of Homeland

Security/US Coast Guard Headquarters in Washington, DC, receives and relays notices of oil and hazardous substances releases to the appropriate Federal On-Scene Coordinator

NATIONAL RESPONSE PLAN (NRP) – A document that describes the structure and processes comprising a national approach to domestic incident management designed to integrate the efforts and resources of Federal, state, local, tribal, private-sector, and non-governmental organizations

NATIONAL RESPONSE SYSTEM (NRS) – Pursuant to the National Oil and Hazardous Substances Pollution Contingency Plan, the NRS is a mechanism for coordinating response actions by all levels of government (40 CFR § 300.21) for oil and hazardous substances spills and releases

NATIONAL RESPONSE TEAM (NRT) – The NRT, comprised of the 16 Federal agencies with major environmental and public health responsibilities, is the primary vehicle for coordinating Federal agency activities under the National Oil and Hazardous Substances Pollution Contingency Plan. The NRT carries out national planning and response coordination and is the head of a highly organized Federal oil and hazardous substance emergency response network. EPA serves as the NRT Chair, and the Department of Homeland Security/US Coast Guard serves as Vice Chair.

NATIONAL STRIKE FORCE (NSF) – The NSF consists of three strike teams established by the Department of

Homeland Security/US Coast Guard on the Pacific, Atlantic, and Gulf coasts. The strike teams can provide advice and technical assistance for oil and hazardous substances removal, communications support, special equipment, and services.

NUCLEAR INCIDENT RESPONSE TEAM (NIRT) –

Created by the Homeland Security Act to provide the Department of Homeland Security with a nuclear/radiological response capability. When activated, the NIRT consists of specialized Federal response teams drawn from Department of Energy and/or EPA.

OFFICER – The Incident Command System title for personnel responsible for the Command Staff positions of Safety, Liaison, and Public Information.

ON-SCENE COORDINATOR (OSC) – The Federal official pre-designated by EPA to coordinate responses under subpart D of the National Oil and Hazardous Substances Pollution Contingency Plan or the government official designated to coordinate and direct removal actions under subpart E of the National Oil and Hazardous Substances Pollution Contingency Plan. An OSC can also be designated as the Incident Commander.

OPERATIONAL PERIOD – The period of time scheduled for execution of a given set of operation actions as specified in the Incident Action Plan. Operational Periods can be various lengths, usually not over 24 hours. The Operational Period coincides with the completion of one planning “P” cycle (see Chapter 4 – Planning Cycle).

OPERATIONS SECTION – This Section is responsible for all operations directly applicable to the primary mission. Directs the preparation of Branch, Division, and/or Unit operational plans, requests or releases resources, makes expedient changes to the Incident Action Plan as necessary, and reports such to the Incident Commander. It includes the Recovery and Protection Branch, Emergency Response Branch, Air Operations Branch, and Wildlife Branch.

OUT-OF-SERVICE RESOURCES – Resources assigned to an incident, but they are unable to respond for mechanical, rest, or personnel reasons.

OVERHEAD PERSONNEL – Personnel who are assigned to supervisory positions that includes Incident Commander, Command Staff, General Staff, Directors, Supervisors, and Unit Leaders.

PERSONAL PROTECTIVE EQUIPMENT (PPE) – That equipment and clothing required to shield or isolate personnel from the chemical, physical, and biological hazards that may be encountered at a hazardous substance/material incident.

POLLUTANT OR CONTAMINANT – As defined in the National Oil and Hazardous Substances Pollution Contingency Plan, includes, but is not limited to, any element, substance, compound, or mixture, including disease-causing agents, which after release into the environment and upon exposure, ingestion, inhalation, or assimilation into any organism, either directly from the environment or indirectly by ingestion through food chains,

will or may reasonably be anticipated to cause death, disease, behavioral abnormalities, cancer, genetic mutation, physiological malfunctions, or physical deformations in such organisms or their offspring

REGIONAL RESPONSE TEAMS (RRTs) – Regional counterparts to the National Response Team, the RRTs comprise regional representatives of the Federal agencies on the National Response Team and representatives of each state within the region. The RRTs serve as planning and preparedness bodies before a response, and provide coordination and advice to the Federal On-Scene Coordinator during response actions.

REPORTING LOCATION – Any one of six facilities/locations where incident assigned resources may check-in. The locations are Incident Command Post-Resource Unit, Base, Staging Area, Helibase, or Division/Group Supervisors (for direct line assignments). Check-in occurs at one location only.

RESOURCES – All personnel and major items of equipment available, or potentially available, for assignment to incident tasks on which status is maintained.

SECTION – That organization level having functional responsibility for primary segments of incident operations such as Operations, Planning, Logistics and Finance. The Section level is organizationally between Branch and Incident Commander.

SINGLE RESOURCE – Is an individual, a piece of equipment and its personnel complement, or a crew or

team of individuals with an identified work supervisor that can be used on an incident

SPAN OF CONTROL – A Command and Control term that means how many organizational elements may be directly managed by one person. Span of Control may vary from one to seven, and a ratio of three-to-five reporting elements is recommended.

STAGING AREA – That location where incident personnel and equipment are assigned awaiting tactical assignment.

STAKEHOLDERS – Any person, group, or organization affected by and having a vested interest in the incident and/or the response operation.

STRATEGY – The general plan or direction selected to accomplish incident objectives.

STRIKE TEAM – Are specified combinations of the same kind and type of resources with common communications and a leader.

SUPERVISOR – Incident Command System title for individuals responsible for command of a Division or Group.

TACTICS – Deploying and directing resources during an incident to accomplish the objectives designated by strategy.

TASK FORCE – A group of resources with common communications and a leader assembled for a specific

MISSION

TECHNICAL SPECIALISTS – Personnel with special skills who can be used anywhere within the Incident Command System organization

TERRORISM – Any activity that (1) involves an act that (a) is dangerous to human life or potentially destructive of critical infrastructure or key resources and (b) is a violation of the criminal laws of the United States or of any state or other subdivision of the United States, and (2) appears to be intended (a) to intimidate or coerce a civilian population, (b) to influence the policy of a government by intimidation or coercion, or (c) to affect the conduct of a government by mass destruction, assassination, or kidnapping

UNIFIED COMMAND (UC) – An application of Incident Command System used when there is more than one agency with incident jurisdiction or when incidents cross political jurisdictions. Agencies work together through the designated members of the Unified Command to establish their designated Incident Commanders at a single Incident Command Post and to establish a common set of objectives and strategies and a single Incident Action Plan

UNIT – That organizational element having functional responsibility for a specific incident planning, logistic, or finance/administration activity

VOLUNTEER – Any individual accepted to perform services by an agency that has authority to accept volunteer services when the individual performs services without promise, expectation, or receipt of compensation

for services performed

WEAPON OF MASS DESTRUCTION (WMD) – As defined in Title 18, U S C § 2332a (1) any explosive, incendiary, or poison gas, bomb, grenade, rocket having a propellant charge of more than four ounces, or missile having an explosive or incendiary charge of more than one-quarter ounce, or mine or similar device, (2) any weapon that is designed or intended to cause death or serious bodily injury through the release, dissemination, or impact of toxic or poisonous chemicals or their precursors, (3) any weapon involving a disease organism, or (4) any weapon that is designed to release radiation or radioactivity at a level dangerous to human life

ACRONYMS*

AC	Area Command
ACP	Area Contingency Plan
ALARA	As Low as is Reasonably Achievable
AOBD	Air Operations Branch Director
APHIS	Animal and Plant Health Inspection Service
ASO	Assistant Safety Officer
ASPECT	Airborne Spectral Photographic Environmental Collection Technology
ATP	Authorization to Proceed
ATSDR	Agency for Toxic Substances and Disease Registry (HHS)
BOA	Basic Ordering Agreement
BPA	Blanket Purchase Agreement
CBIRF	Chemical Biological Incident Response Force
CBR	Chemical, Biological, and Radiological
CBRNE	Chemical, Biological, Radiological, Nuclear, or Explosive
CBRRT	US Army's Chemical, Biological, Rapid Response Team
CDC	Centers for Disease Control and Prevention (HHS)
CERCLA	Comprehensive Environmental Response, Compensation, and Liability Act
CFR	Code of Federal Regulations
CG	US Coast Guard
CID	Criminal Investigative Division
CISM	Critical Incident Stress Management
COML	Communication Unit Leader
COMPS	Compensation/Claims Unit Leader
COR	Contracting Officer Representative
COST	Cost Unit Leader

DD	Division Director
DHS	Department of Homeland Security
DIVS	Division Supervisor
DMOB	Demobilization Unit Leader
DMTS	Data Management Specialist
DOC	Departmental/Agency Operations Center
DOD	U S Department of Defense
DOE	Department of Energy
DOPS	Deputy Operations Section Chief
DPRO	Display Processor
DQO	Data Quality Objectives
DOCL	Documentation Unit Leader

EB	Environmental Branch
EBD	Environmental Branch Director
ECBC	US Army's Edgewood Chemical Biological Center
ECC	Environmental Clearance Committee
ECCL	Environmental Clearance Committee Leader
EEHS	Emergency and Environmental Health Services
eLRN	Environmental Laboratory Response Network
EMS	Emergency Medical Services
ENVL	Environmental Unit Leader
EOC	Emergency Operations Center
EPA	Environmental Protection Agency
ER	Emergency Response
ERRS	Emergency and Rapid Response Services
ERT	Environmental Response Team
ESF	Emergency Support Function

FAA	Federal Aviation Administration
FACC	Field Accountant
FACL	Facilities Unit Leader
FAD	Foreign Animal Disease
FBI	Federal Bureau of Investigation
FDUL	Food Unit Leader

SEPTEMBER 2007

FDA	US Food and Drug Administration
FEMA	Federal Emergency Management Agency
FGS	Fumigation Group Supervisor
FIFRA	Federal Insecticide, Fungicide, and Rodenticide Act
FOBS	Field Observer
FOIA	Freedom of Information Act
FRMAC	Federal Radiological Monitoring and Assessment Center
FSC	Finance/Administration Section Chief
FUND	Funds Certifying Official
GIS	Geographic Information System
GSUL	Ground Support Unit Leader
HASP	Health and Safety Plan
HAZMAT	Hazardous Substance/Material
HCRS	Historical/Cultural Resources Specialist
HHS	US Department of Health and Human Services
HHW	Household Hazardous Waste
HSD	Homeland Security Division
HSPD-5	Homeland Security Presidential Directive No 5
HSPD-8	Homeland Security Presidential Directive No 8
HQ	Headquarters
HVAC	Heating, Ventilation, and Air Conditioning
IAG	Interagency Agreement
IAP	Incident Action Plan
IC	Incident Commander
ICP	Incident Command Post
ICS	Incident Command System
IMAAC	Interagency Modeling and Atmospheric Assessment Center
IMH	Incident Management Handbook
IMT	Incident Management Team

IND Improved Nuclear Device
INS Incident of National Significance
INTO Intelligence Officer

JFO Joint Field Office
JIC Joint Information Center
JOC Joint Operations Center
JTTF Joint Terrorism Task Force

LNO Liaison Officer
LRN Laboratory Response Network (HHS)
LSC Logistics Section Chief

MA Mission Assignment
MACE Multi-Agency Coordination Entity
MEDL Medical Unit Leader
MOU Memorandum of Understanding

NAR EPA National Approach to Response
NARAC National Atmospheric Release Advisory Center
NBC Nuclear, Biological, and Chemical
NCEH National Center for Environmental Health (HHS)
NCP National Oil and Hazardous Substances Pollution Contingency Plan (40 CFR 300)
NDMS National Disaster Medical Services
NDT National Decontamination Team
NIC National Incident Coordinator
NICT National Incident Coordination Team
NIMS National Incident Management System
NNSA National Nuclear Security Agency
NOAA National Oceanic and Atmospheric Administration
NOC National Operations Center
NPFC National Pollution Fund Center

SEPTEMBER 2007

NPL	National Priorities List
NRC	National Response Center
NRDAR	Natural Resource Damage Assessment and Restoration
NRP	National Response Plan
NRS	National Response System
NRT	National Response Team
NSFCC	USCG National Strike Force Coordination Center
NWCG	National Wildfire Coordinating Group

OCEFT	Office of Criminal Enforcement, Forensics, and Training
OEM	Office of Emergency Management
OHS	Office of Homeland Security
OPA	Office of Public Affairs
OPHEP	Office of Public Health and Emergency Preparedness (HHS)
OPBD	Operations Branch Director
OPS	Operations Section Chief
OPTM	Operations Task Monitor
ORD	Office of Research and Development
ORIA	Office of Radiation and Indoor Air
OSC	Federal On-Scene Coordinator
OSHA	Occupational Safety and Health Administration
OSLTF	Oil Spill Liability Trust Fund
OSWER	Office of Solid Waste and Emergency Response

PA	Programmatic Agreement
PAG	Protective Action Guide
PCC	Policy Coordinating Executive Committee
PIO	Public Information Officer
POC	Point-of-Contact
PPE	Personal Protective Equipment
PROC	Procurement Unit Leader
PRP	Potentially Responsible Parties

PSC Planning Section Chief

QA Quality Assurance

QAC Quality Assurance Coordinator

QAPP Quality Assurance Project Plan

QC Quality Control

RA Regional Administrator

RAR Resources at Risk

RCDM Receiving and Distribution Manager

RCMS Removal Cost Management System

RCP Regional Contingency Plan

RDD Radiological Dispersal Device

REAC/TS Radiological Assistance Center/Training Site

REOC Regional Emergency Operations Center

RERT Radiological Emergency Response Team

RESL Resource Unit Leader

RIC Regional Incident Coordinator

RICT Regional Incident Coordination Team

RP Responsible Party

RSC Response Support Corps

RRT Regional Response Team

RT Response Technologies

SBCCOM US Army Soldier Biological Chemical Command

SCAT Shoreline Cleanup Assessment Team

SCKN Status/Check-In Recorder

SECM Security Manager

SEDD Staged Electronic Data Deliverable

SERT Secretary's Emergency Response Team (HHS)

SGS Sampling Group Supervisor

SHPO State Historic Preservation Office

SIA Senior Intelligence Advisor

SITL Situation Unit Leader

SEPTEMBER 2007

SitRep	Situation Report
SO	Safety Officer
SOC	Secretary's Operations Center (HHS)
SOG	Standard Operating Guidance
SOP	Standard Operating Procedure
SPUL	Supply Unit Leader
SRT	Specialized Response Team
SSC	Scientific Support Coordinator
STAM	Staging Area Manager
START	Superfund Technical Assessment and Response Team
STLD	Strike Team Leader
SUBD	Support Branch Director
SVBD	Service Branch Director
TAD	Technical Assistance Document
TEU	US Army's Technical Escort Unit
TFLD	Task Force Leader
TIME	Time Unit Leader
TOPS	Technical Operating Procedures
UC	Unified Command
USAMRIID	US Army's Medical Research Institute of Infectious Diseases
USCG	United States Coast Guard
USDA	US Department of Agriculture
WMD	Weapons of Mass Destruction
WWTP	Wastewater Treatment Plant

*Note these acronyms are for use with the EPA IMH and may not reflect acronyms used in the NRP or NIMS

