EPA-460/3-76-001
April 1976

STUDY OF EXHAUST EMISSIONS FROM 1965 THRU 1975 MODEL YEAR LIGHT-DUTY VEHICLES IN HOUSTON, CHICAGO, AND PHOENIX

U.S. ENVIRONMENTAL PROTECTION AGENCY
Office of Air and Waste Management
Office of Mobile Source Air Pollution Control
Emission Control Technology Division
Ann Arbor, Michigan 48105

EPA-460/3-76-001
April 1976

STUDY OF EXHAUST EMISSIONS FROM 1965 THRU 1975 MODEL YEAR LIGHT-DUTY VEHICLES IN HOUSTON, CHICAGO, AND PHOENIX

by

Douglas R. Liljedahl and Jerry L. Terry

Automotive Testing Laboratories, Inc.
19900 East Colfax
Aurora, Colorado 80011

Contract No. 68-03-2183

EPA Project Officer: John C. Shelton

Prepared for

U. S. ENVIRONMENTAL PROTECTION AGENCY
Office of Air and Waste Management
Emission Control Technology Division
Ann Arbor, Michigan 48105

April 1976

This report is issued by the Environmental Protection Agency to report technical data of interest to a limited number of readers. Copies are available free of charge to Federal employees, current contractors and grantees, and nonprofit organizations - as supplies permit - from the Air Pollution Technical Information Center, Environmental Protection Agency, Research Triangle Park, North Carolina 27711; or, for a fee, from the National Technical Information Service, 5285 Port Royal Road, Springfield, Virginia 22161.

This report was furnished to the Environmental Protection Agency by Automotive Testing Laboratories, Inc., Aurora, Colorado 80011, in fulfillment of Contract No. 68-03-2183. The contents of this report are reproduced herein as received from Automotive Testing Laboratories, Inc. The opinions, findings, and conclusions expressed are those of the author and not necessarily those of the Environmental Protection Agency. Mention of company or product names is not to be considered as an endorsement by the Environmental Protection Agency.

Publication No. EPA-460/3-76-001

ABSTRACT

Emission tests were performed on a sample of light-duty vehicles operating in the Chicago, Houston and Phoenix metropolitan areas. A total of 1,106 vehicles were tested; 525 in Chicago from model years 1965 through 1975, 209 in Houston from model years 1972, 1974 and 1975 and 372 in Phoenix from model years 1965 through 1975. In each site, the sample included ten 1975 model year light-duty trucks.

All vehicles were tested in the as-received condition by the current Federal Test Procedure. The majority of vehicles were tested in connection with the development of emission factors. Many of these were also tested using the Surveillance Driving Sequence and Steady State Procedures for emission factors development. Fifteen vehicles were additionally tested using these modal procedures to establish emission factors for loaded vehicles and vehicles towing trailers.

A variety of additional tasks were also performed. The EPA Highway Fuel Economy Test was performed on forty-five vehicles in each site. One hundred 1975 model-year vehicles were utilized at each site to develop short test data for possible correlation with the Federal Test Procedure. These short tests included the Clayton Key Mode, the Federal Three Mode and the Federal Short Cycle Tests. In Chicago, five hundred vehicles were utilized to develop data on the effectiveness of the Chicago Emission Inspection Program for evaluation by the EPA. The program was concluded in the Phoenix area with the testing of sixty vehicles to establish possible fuel economy and emission benefits relative to the National Highway Traffic Safety Administration's (NHTSA) Motor Vehicle Diagnostic Demonstration Project. This phase of the program was administered by the EPA on behalf of the NHTSA.

ACKNOWLEDGEMENTS

We acknowledge the professional assistance and guidance of Mr. John Shelton, EPA's Project Officer and thank him particularly for his responsiveness during critical phases of the program. We also acknowledge and thank Messrs. John T. White III, Tom Bejma, Matthew Macocha and other of the EPA staff members for their responsiveness and guidance.

Regarding the Phoenix Task, we are especially grateful to Mr. Ted Baylor and Mr. Chris Weber of the National Highway Traffic Safety Administration for their help in completing that phase of the program.

We also acknowledge the support and assistance provided by Commissioner H. W. Poston of the City of Chicago and Mr. Joseph Seliber, Director, Chicago Motor Vehicle Inspection Program and his staff.

TABLE OF CONTENTS

	Page
1. INTRODUCTION	1-1
2. TECHNICAL DISCUSSION	2-1
2.1 Program Objectives	2-1
2.2 Program Design	2-1
2.3 Test Vehicle Procurement	2-4
2.3.1 Test Vehicle Selection	2-4
2.3.1.1 Short Cycle Task Vehicle Selection	2-6
2.3.1.2 Chicago Task Vehicle Selection	2-13
2.3.1.3 Phoenix Task Vehicle Selection	2-13
2.3.2 Incentives	2-13
2.3.3 Test Vehicle Handling	2-14
2.3.3.1 Phoenix Task Vehicle Selection	2-14
2.4 Facilities and Equipment	2-15
2.4.1 Test Locations	2-15
2.4.2 Constant Volume Sampler (CVS)	2-16
2.4.3 Emission Analysis Console	2-16
2.4.3.1 Data Acquisition System	2-18
2.4.4 Laboratory Standard Calibration Gases	2-18
2.4.5 Chassis Dynamometers	2-18
2.4.6 Miscellaneous Equipment	2-19
2.5 Equipment Qualification, Calibration and Cross-Check	2-21
2.5.1 Constant Volume Sampler	2-21
2.5.2 Emission Analysis Console	2-22
2.5.3 Chassis Dynamometer	2-23
2.5.4 Miscellaneous Equipment	2-24
2.6 Test Procedures	2-25
2.6.1 Vehicle Preparation	2-26
2.6.2 Equipment Preparation	2-27
2.6.3 Federal Exhaust Emission Test Procedures	2-27
2.6.4 Highway Fuel Economy Test Procedure	2-28
2.6.5 Modal Exhaust Emission Test Procedure	2-28
2.6.6 Clayton Key Mode Test Procedure	2-30
2.6.7 Loaded and Towing Vehicle Test Procedure	2-30
2.6.8 Low Speed Cycle Test Procedure	2-31
2.6.9 High Speed Cycle Test Procedure	2-33
2.6.10 Federal Short Cycle Test Procedure	2-33
2.6.11 Federal Three Mode Test Procedure	2-34
2.6.12 Daily Test Schedule Procedure	2-35
2.7 Data Handling	2-36
2.7.1 Data Collection	2-36
2.7.2 Data Processing	2-36
2.7.3 Calculation of Results	2-37
2.7.3.1 Exhaust Emissions (Federal Test Procedure)	2-37
2.7.3.2 Highway Fuel Economy	2-37

TABLE OF CONTENTS (CONT.)

	Page
2.7.3.3 Modal Emissions	2-38
2.7.3.4 Clayton Key Mode Emissions	2-38
2.7.3.5 Loaded Test Emissions	2-38
2.7.3.6 Low and High Speed Cycle Emissions	2-38
2.7.3.7 Federal Short Test and Federal Three Mode Emissions	2-38
3. DISCUSSION OF TEST RESULTS	3-1
3.1 Federal Test Procedure Emissions and Fuel Economy	3-1
3.1.1 FTP Exhaust Emission Results vs. Model Year	3-1
3.1.2 Exhaust Emission Test Results for 1975 Model Light Trucks	3-6
3.1.3 Vehicles Meeting Federal Exhaust Emission Standards	3-8
3.1.3.1 Vehicles Meeting Federal 1972, 1972/1974 and 1975 Exhaust Emission Standards	3-8
3.1.3.2 Light Trucks Meeting Federal Exhaust Emission Standards	3-21
3.1.3.3 1972 Vehicles Meeting Federal 1972 Exhaust Emission Standards	3-26
3.1.3.4 1973 Vehicles Meeting Federal 1973 Exhaust Emission Standards	3-30
3.1.3.5 1974 Vehicles Meeting Federal 1974 Exhaust Emission Standards	3-34
3.1.3.6 1975 Vehicles Meeting Federal 1975 Exhaust Emission Standards	3-38
3.2 Highway Fuel Economy and Emissions	3-42
3.3 Modal Emissions and Fuel Economy	3-44
3.4 Clayton Key Mode and Replicate Emissions	3-48
3.5 Loaded and Towing Vehicle Testing Emissions and Fuel Economy	3-52
3.6 Low and High Speed Cycle Emissions and Fuel Economy	3-54
3.6.1 Low Speed Driving	3-54
3.6.2 High Speed Driving Cycle	3-56
3.7 Federal Short Cycle and Federal Three Mode Test Emissions	3-58
3.8 Motor Vehicle Diagnostic Inspection Demonstration Project (Phoenix Task) Vehicle Test Results	3-68
3.8.1 Fuel Economy Test Results (Phoenix Task)	3-68
3.8.2 Summary of Federal Test Procedure Exhaust Emission Results (Phoenix Task) Before and After Maintenance	3-78
3.8.3 Laboratory Inspection Results Vs. Phoenix Inspection Lane Results	3-90

TABLE OF CONTENTS (CONT.)

		Page
4. APPENDICES		
Appendix A	Listing of Vehicles and Test Parameters	A-1
	in Chicago	A-3
	in Houston	A-10
	in Phoenix	A-13
Appendix B	Listing of Test Vehicle Use and Maintenance Data	B-1
	in Chicago	B-3
	in Houston	B-10
	in Phoenix	B-13
Appendix C	Listing of Federal Test Procedure Results on Individual Vehicles	C-1
	in Chicago	C-3
	in Houston	C-110
	in Phoenix	C-147
Appendix D	Listing of Highway Fuel Economy and Emission Results on Individual Vehicles	D-1
	in Chicago	D-2
	in Houston	D-4
	in Phoenix	D-6
Appendix E	Listing of Modal Results on Individual Vehicles	E-1
	in Chicago	E-3
	in Houston	E-18
	in Phoenix	E-33
Appendix F	Listing of Clayton Key Mode and Replicate Emission Results on Individual Vehicles	F-1
	in Chicago	F-2
	in Houston	F-4
	in Phoenix	F-6
Appendix G	Listing of Low Speed Cycle Emissions and Fuel Economy Results on Individual Vehicles	G-1
	in Chicago	G-2
	in Houston	G-12
	in Phoenix	G-22

TABLE OF CONTENTS (CONT.)

		Page
Appendix H	Listing of High Speed Cycle Emissions and Fuel Economy Results on Individual Vehicles	H-1
	in Chicago	H-2
	in Houston	H-11
	in Phoenix	H-20
Appendix I	Listing of Loaded Testing Emission and Fuel Economy Results on Individual Vehicles	I-1
	in Houston	I-4
	in Phoenix	I-14
Appendix J	Listing of Federal Test Procedure, Federal Short Test, and Federal Three Mode Test Emission Results on Individual Vehicles	J-1
	in Chicago	J-3
	in Houston	J-13
	in Phoenix	J-23
Appendix K	Motor Vehicle Diagnostic Inspection Demonstration Project - Listing of Federal Test Procedure and Highway Fuel Economy Results on Individual Vehicles Before Maintenance	K-1
Appendix L	Motor Vehicle Diagnostic Inspection Demonstration Project - Listing of Federal Test Procedure and Highway Fuel Economy Results on Individual Vehicles After Maintenance	L-1
Appendix M	Motor Vehicle Diagnostic Inspection Demonstration Project - Listing of Federal Loaded Mode Test on Individual Vehicles	M-1
Appendix N	Motor Vehicle Diagnostic Inspection Demonstration Project - Listing of Restorative Maintenance on Individual Vehicles	N-1
Appendix P	Motor Vehicle Diagnostic Inspection Demonstration Project - Data Summary of Federal Test Procedure and Highway Fuel Economy Results on Individual Vehicles Before and After Restorative Maintenance	P-1
Appendix Q	Inspection Demonstration Project - Data Summary of Federal Loaded Mode Tests on Individual Vehicles Before and After Restorative Maintenance	Q-1

TABLE OF CONTENTS (CONT.)

		Page
Appendix R	Motor Vehicle Diagnostic Inspection Demonstration Project - Listing of Vehicle and Test Parameters	R-1
Appendix S	Motor Vehicle Diagnostic Inspection Demonstration Project - Mechanics Log	S-1

List of Tables

Table No.	Title	Page
1	Summary of Vehicle Makes	2-7
2	Summary of Test Vehicle Characteristics by Model Year	2-10
3	Exhaust Emission Results vs. Model Year	3-3
4	Exhaust Emission Results for 1975 Light-Duty Trucks	3-7
5	Vehicles Meeting Federal Standards	3-12
6	1975 Light-Duty Trucks Meeting Federal Standards	3-23
7	1972 Vehicles Meeting 1972 Federal Standards	3-27
8	1973 Vehicles Meeting 1973 Federal Standards	3-31
9	1974 Vehicles Meeting 1974 Federal Standards	3-35
10	1975 Vehicles Meeting 1975 Federal Standards	3-39
10A	Highway Fuel Economy Test	3-43
11	Summary of Modal Emission Results on 1975 Model-Year Vehicles	3-45
12	Summary of Clayton Key Mode Measurements	3-49
13	Summary of Loaded Vehicle Test on 15 Vehicles	3-53
14	Summary of Low Speed Cycle Measurements	3-55
15	Summary of High Speed Cycle Measurements	3-57
16	Summary of Federal Short Test, Federal Three Mode Test, and Federal Test Procedure	3-59
17	Motor Vehicle Diagnostic Inspection Demonstration Project-Summary of Fuel Economy Results Before and After Restorative Maintenance	3-69

List of Tables (Cont.)

Table No.	Title	Page
18	Motor Vehicle Diagnostic Inspection Demonstration Project-Summary of Exhaust Emissions and Fuel Economy Before and After Maintenance	3-79
19	Motor Vehicle Diagnostic Inspection Demonstration Project-Laboratory vs. Vehicle Inspection Lane Federal Loaded Mode Readings	3-91

1. INTRODUCTION

The U. S. Environmental Protection Agency (EPA), through authority provided by the Clean Air Act, is responsible for the control and prevention of air pollution. One of the charges of the EPA as provided by the act is the design, conduct and promotion of surveys and studies of the sources of air pollution. The Emission Control Technology Division (ECTD) of the EPA develops, implements and administers a national program to characterize, qualify and reduce the air pollution caused by mobile sources. Included in the division's responsibilities are obtaining emission data from in-use vehicles and developing and evaluating vehicle emission control alternatives. These in-use vehicle data are utilized within the EPA by the National Air Data Branch (NADB) and the Office of Transportation Land Use Planning (OTLUP) for their use in calculating and projecting nationwide and metropolitan area motor vehicle emissions from light-duty vehicles. The emission factors generated by the NADB and OTLUP are used in developing transportation control procedures and contingency programs to cover emergency situations. Outside the EPA, these factors and the emission control alternatives are used by various state and local agencies in their air pollution control programs. In carrying out its responsibilities, the EPA regularly conducts in-use vehicle emission factors programs and emission control alternative studies.

The FY71 Program, EPA's first major emission factors program using the constant volume sampler (CVS) technique, included exhaust and evaporative emission measurements from 1957-1971 light-duty vehicles. Similar work on 1966-1972 model-year vehicles was completed in the

FY72 study program. In the FY73 program, emissions from 1967-1974 light-duty vehicles were measured. The FY74 program, the subject of this report, was initiated to study emissions from 1965-1975 model-year vehicles.

In carrying out its FY74 program, the EPA contracted with Automotive Testing Laboratories, Inc. (ATL) to provide emission data from vehicles operating in four U. S. metropolitan areas. The four cities study is part of a more comprehensive study effort to develop data from vehicles operating in seven metropolitan areas. This report describes the conduct of a part of ATL's contractual effort and presents the results of testing in Chicago, Phoenix and Houston. Test results from the fourth city, Denver, will be presented later in a separate volume due to a major modification to the Denver segment. In addition to the data upon which emission factors are based, this report covers separate tasks specific to the Chicago and Phoenix areas. The Chicago task was included to provide the EPA with data which could be utilized to evaluate the Chicago emission inspection program. The Phoenix task was administered by the EPA for the benefit of the National Traffic Safety Administration (NHTSA) of the U. S. Department of Transportation. The NHTSA program was conducted primarily to establish possible fuel economy benefits associated with engine maintenance.

2. TECHNICAL DISCUSSION

2.1 PROGRAM OBJECTIVES

The overall objective of the program was to provide light-duty vehicle emission data. These data are used by the EPA to calculate average emission factors from which emission source inventories and emergency episode pollution abatement procedures are developed.

Other objectives included the development of short cycle emission test data, data on the Chicago emission inspection program and emission and fuel economy data on certain Phoenix area vehicles. The short cycle evaluation task data are to be utilized by the EPA to establish correlations between selected short cycle emission tests and the more sophisticated emission testing procedures. Similarly, Chicago inspection task data are to be utilized within EPA to evaluate the effectiveness of an operational emission inspection program. The objective specific to the Phoenix area was to provide emission and fuel economy data on vehicles participating in the National Traffic Safety Administration's (NHTSA) Motor Vehicle Diagnostic Demonstration Project in Phoenix.

2.2 PROGRAM DESIGN

The program was designed to utilize a total of 1,106 vehicles of various makes and model-years. The Chicago area sample was to be comprised of 525 vehicles from model-years 1965 through 1975. In Houston, a sample of 209 vehicles from model-years 1972, 1973 and 1974 was specified. The Phoenix sample was to contain 372 vehicles from model-years 1965 through 1975. Ten 1975 model-year light-duty trucks were also to be tested in each site.

For emission factors development, standard mass emission measurement procedures were to be employed. These included both bag sampling and modal measurement procedures as stipulated by the EPA.

An approved sampling strategy was to be utilized to procure specific vehicles. The EPA provided a vehicle listing for each site. For emission factors development, this listing included a number of vehicles which were common to all sites. Certain of these were also to be utilized to meet the specific objectives at each site. Testing site locations and vehicle procurement sources were also specified; however, certain allowances for vehicle substitution were provided. An incentive package to promote owner participation was also stipulated.

Procedures specific to emission factors development consisted of the Federal Test Procedure (FTP) for light-duty vehicles and modal emission measurements. The FTP was to be performed on all vehicles. Modal tests included the Surveillance Driving Sequence and steady state (constant speed) procedures which were to be performed on thirty-five passenger cars and ten light trucks at each site. These modal measurements were also to be made on fifteen vehicles totally in the Houston and/or Phoenix sites for emission factors development on loaded vehicles and vehicles towing trailers. Nine of these vehicles were to be 1975 models (six passenger cars and three light-duty trucks) and six were to be 1974 models. Vehicles used in this task were to be approved by the EPA.

As part of the project, several short cycle tests were conducted. The Clayton Key Mode Test was to be performed at each site on the same forty-five 1975 model vehicles scheduled for modal emission measurements. A replication of this test was to follow the first. One hundred 1975

model-year vehicles from each site were to be subjected to the Federal Short Cycle. These same vehicles were to be tested by the Federal Three Mode Test procedure.

The development of fuel economy data was included as one of the study requirements. These data were to be calculated from FTP emission results and from modal emission measurements during Surveillance Driving Sequence and steady state operation. The Highway Fuel Economy Test was also utilized to develop fuel economy data. This test was to be conducted in each site on the same forty-five 1975 model vehicles scheduled for tests by the Clayton Key Mode and modal measurement procedures. The carbon balance fuel economy equation was prescribed for both bag and modal fuel economy determinations. Fuel economy was also calculated on a modal basis from emission data generated during loaded and towing vehicle tests.

Two additional variable driving cycle tests were also to be utilized to develop emission data. The procedures are similar to those of the FTP. One test has an average speed lower than the FTP cycle; the other a higher average speed.

Procedures specific to the Chicago task required the procurement of certain groups of Chicago area vehicles. Vehicles comprising each group were to be selected on the basis of a given status relative to the City of Chicago's emission inspection program. Generally, the sample was comprised of six groups in three catagories: vehicles which passed (four groups), vehicles which failed and vehicles which were never inspected. All groups were to be comprised of roughly the same number of vehicles by model-year and manufacturer with a total of five hundred vehicles to be utilized in the Chicago task. Five hundred and eight

vehicles were actually tested, however, to provide vehicle distributions consistent with task requirements. Assistance in procuring these vehicles was provided by the Chicago Motor Vehicle Inspection Program administrators.

Procedures specific to the Phoenix task involved the development of emission and fuel economy data on sixty vehicles provided by the National Highway Traffic Safety Administration's (NHTSA) Motor Vehicle Diagnostic Demonstration Project in Phoenix. Certain vehicles which failed the project's emission inspection were to be tested by the Highway Fuel Economy Test and the Federal Test Procedure before and after "least cost" repair action.

2.3 TEST VEHICLE PROCUREMENT

2.3.1 Test Vehicle Selection

The EPA provided a listing of vehicles to be tested in each site. Selection of these vehicles was based on vehicle miles traveled (VMT) by age of vehicle (model year). The sample was further based on sales information within each model year. Selections of 1975 models were based on sales projections provided by the vehicle manufacturers. Vehicles used in the short cycle evaluation task, however, were selected on the basis of their different technologies used by each manufacturer to meet the 1975 emission standards. The sample was further delineated by make, engine size, model (sub-compact, compact, intermediate, etc.), transmission type and carburetor type including a representation of fuel injected vehicles.

Study specifications required the vehicles be procured from the subject metropolitan area. A metropolitan area was defined as being not more than ten miles outside the boundaries of the city. Other stipulations included the following minimum requirements:

100% fit to the make and model year specified.

90% fit to the make, model year and engine displacement specified.

70% exact match.

Also, for any one model year, the use of rental vehicles was limited to ten percent of those tested at each location. The number of vehicles procured from members of civic, fraternal and religious organizations was also limited at fifty percent of the vehicles tested at each site and groups of test vehicles from automotive-oriented organizations were prohibited.

In developing the test sample, we employed an approved vehicle procurement strategy. Several postal zip-code areas were selected on the basis of vehicle owner convenience and access to the testing site. Owners residing within these areas were selected from computer files by an nth name selection process. The service was provided by a firm specializing in this kind of activity. Nth name selection was followed by a mailing of introductory materials which included an explanatory letter from both the EPA and ATL to the prospective test vehicle owners. The materials also included a post-paid data reply card on which certain vehicle identification information was requested. This information was subsequently used to select test vehicles in accordance with the EPA-provided listing and to schedule the vehicles for testing.

Our experience in prior studies of this nature provided the basis for determining the required number of mailings. While affirmative responses to requests for vehicles vary from site to site, we have found they number from three to ten percent of the initial mailing. Consequently, we utilized about thirty mailings for each vehicle to be

tested. This strategy produced about eighty-five to ninety percent of the desired sample. The remaining vehicles were procured by direct request via the news media, automobile repair organization service files, used car lots and other sources.

Composition of the emission factors sample tested in each site is shown by model year and make in Table 1 and by model year, inertia weight (shipping weight plus 300 lbs.), engine displacement and number of engine cylinders in Table 2.

2.3.1.1 Short Cycle Task Vehicle Selection - One hundred 1975 model-year vehicles were utilized in each site for the Short Cycle Evaluation Task. Certain of the vehicles used for emission factors development were also used to develop data for this evaluation. Short cycle evaluation vehicle fit requirements, however, were somewhat more stringent as follows:

100% fit to the required make.

90% fit to the required make, model, engine displacement and transmission type.

Listings of vehicles utilized in the Short Cycle Evaluation Task are provided in the appendices.

TABLE 1

SUMMARY OF VEHICLE MAKES

CHICAGO

	1967	1968	1969	1970	1971	1972	1973	1974	1975	TOTAL
LIGHT-DUTY TRUCKS										
CHEVROLET	0	0	0	0	0	0	0	0	4	4
DODGE	0	0	0	0	0	0	0	0	1	1
FORD	0	0	0	0	0	0	0	0	4	4
GMC	0	0	0	0	0	0	0	0	1	1
DOMESTICS										
AMC	3	1	1	1	1	2	1	1	4	15
BUICK	3	2	2	3	3	4	4	3	10	34
CADILLAC	1	1	1	1	1	1	1	1	4	12
CHEVROLET	12	7	8	9	11	11	11	10	29	108
CHRYSLER	1	1	1	1	1	1	1	1	3	11
DODGE	3	2	2	2	3	3	3	3	8	29
FORD	11	6	7	8	9	9	9	8	24	91
LINCOLN	1	0	0	0	0	1	0	1	1	4
MERCURY	1	1	1	2	2	2	2	2	6	19
OLDSMOBILE	3	2	3	3	3	4	4	4	11	37
PLYMOUTH	4	2	3	3	3	3	3	3	9	33
PONTIAC	5	3	3	3	3	3	4	4	11	39
IMPORTS										
AUDI	0	0	0	0	0	0	0	0	1	1
BMW	0	0	0	0	0	0	0	0	0	0
CAPRI	0	0	0	0	0	1	1	1	3	6
COLT	0	0	0	0	0	0	0	0	1	1
DATSUN	0	0	0	1	1	1	1	2	4	10
FIAT	0	0	0	0	0	0	0	0	2	2
HONDA	0	0	0	0	0	0	0	0	2	2
MAZDA	0	0	0	0	0	0	1	1	2	4
MERC.-BENZ	0	0	0	0	0	0	0	0	1	1
MG	0	0	0	0	0	0	0	0	1	1
OPEL	0	0	0	0	1	1	1	1	2	6
PORSCHE	0	0	0	0	0	0	0	0	1	1
SAAB	0	0	0	0	0	0	0	0	0	0
SUBARU	0	0	0	0	0	0	0	0	0	0
TOYOTA	0	0	1	1	1	1	1	2	4	11
VW	2	2	2	2	2	2	2	2	5	21
VOLVO	0	0	0	0	0	0	0	0	1	1
TOTALS	50	30	35	40	45	50	50	50	160	510

TABLE 1

SUMMARY OF VEHICLE MAKES

HOUSTON

	1967	1968	1969	1970	1971	1972	1973	1974	1975	TOTAL
LIGHT-DUTY TRUCKS										
CHEVROLET	0	0	0	0	0	0	0	0	4	4
DODGE	0	0	0	0	0	0	0	0	1	1
FORD	0	0	0	0	0	0	0	0	4	4
GMC	0	0	0	0	0	0	0	0	1	1
DOMESTICS										
AMC	0	0	0	0	0	1	0	1	1	3
BUICK	0	0	0	0	0	1	0	2	3	6
CADILLAC	0	0	0	0	0	1	0	0	1	2
CHEVROLET	0	0	0	0	0	6	0	6	6	18
CHRYSLER	0	0	0	0	0	0	0	0	1	1
DODGE	0	0	0	0	0	1	0	2	2	5
FORD	0	0	0	0	0	5	0	5	5	15
LINCOLN	0	0	0	0	0	0	0	1	0	1
MERCURY	0	0	0	0	0	1	0	1	2	4
OLDSMOBILE	0	0	0	0	0	1	0	3	3	7
PLYMOUTH	0	0	0	0	0	2	0	2	2	6
PONTIAC	0	0	0	0	0	2	0	2	3	7
IMPORTS										
AUDI	0	0	0	0	0	0	0	0	0	0
BMW	0	0	0	0	0	0	0	0	0	0
CAPRI	0	0	0	0	0	0	0	0	1	1
COLT	0	0	0	0	0	0	0	0	0	0
DATSUN	0	0	0	0	0	1	0	1	1	3
FIAT	0	0	0	0	0	0	0	0	0	0
HONDA	0	0	0	0	0	0	0	0	1	1
MAZDA	0	0	0	0	0	0	0	1	0	1
MERC.-BENZ	0	0	0	0	0	0	0	0	0	0
MG	0	0	0	0	0	0	0	0	0	0
OPEL	0	0	0	0	0	0	0	0	0	0
PORSCHE	0	0	0	0	0	0	0	0	0	0
SAAB	0	0	0	0	0	0	0	0	0	0
SUBARU	0	0	0	0	0	0	0	0	0	0
TOYOTA	0	0	0	0	0	1	0	1	1	3
VW	0	0	0	0	0	2	0	2	2	6
VOLVO	0	0	0	0	0	0	0	0	0	0
TOTALS	0	0	0	0	0	25	0	30	45	100

TABLE 1

SUMMARY OF VEHICLE MAKES

PHOENIX

	1967	1968	1969	1970	1971	1972	1973	1974	1975	TOTAL
LIGHT-DUTY TRUCKS										
CHEVROLET	0	0	0	0	0	0	0	0	4	4
DODGE	0	0	0	0	0	0	0	0	1	1
FORD	0	0	0	0	0	0	0	0	4	4
GMC	0	0	0	0	0	0	0	0	1	1
DOMESTICS										
AMC	1	1	0	1	0	1	1	1	1	7
BUICK	2	1	2	1	2	1	1	2	3	15
CADILLAC	0	0	0	0	0	1	1	0	1	3
CHEVROLET	6	4	5	5	5	6	6	6	6	49
CHRYSLER	1	1	1	0	1	0	0	0	1	5
DODGE	1	1	0	2	2	1	1	2	2	12
FORD	6	3	4	4	5	5	5	5	5	42
LINCOLN	0	0	0	0	0	0	0	1	0	1
MERCURY	1	1	1	1	1	1	1	1	2	10
OLDSMOBILE	2	1	1	1	1	1	2	3	3	15
PLYMOUTH	2	1	1	1	1	2	2	2	2	14
PONTIAC	2	2	2	1	2	2	2	2	3	18
IMPORTS										
AUDI	0	0	0	0	0	0	0	0	0	0
BMW	0	0	0	0	0	0	0	0	0	0
CAPRI	0	0	0	0	0	0	0	0	1	1
COLT	0	0	0	0	0	0	0	0	0	0
DATSUN	0	0	0	0	1	1	1	1	1	5
FIAT	0	0	0	0	0	0	0	0	0	0
HONDA	0	0	0	0	0	0	0	0	1	1
MAZDA	0	0	0	0	0	0	0	1	0	1
MERC.-BENZ	0	0	0	0	0	0	0	0	0	0
MG	0	0	0	0	0	0	0	0	0	0
OPEL	0	0	0	0	0	0	1	0	0	1
PORSCHE	0	0	0	0	0	0	0	0	0	0
SAAB	0	0	0	0	0	0	0	0	0	0
SUBARU	0	0	0	0	0	0	0	0	0	0
TOYOTA	0	0	0	0	1	1	1	1	1	5
VW	2	1	1	2	1	2	2	2	2	15
VOLVO	0	0	0	0	0	0	0	0	0	0
TOTALS	26	17	18	19	23	25	27	30	45	230

TABLE 2

SUMMARY OF TEST VEHICLE CHARACTERISTICS
BY MODEL YEAR

CHICAGO

	1967	1968	1969	1970	1971	1972	1973	1974	1975	1975 (TRUCKS)	TOTAL
					INERTIA WEIGHTS (LBS)						
1750	0	0	0	0	0	0	0	0	0	0	0
2000	1	1	1	3	2	0	0	0	3	0	11
2250	0	0	0	1	1	5	2	4	6	0	19
2500	0	0	1	0	3	6	8	2	8	0	28
2750	3	1	1	1	0	0	1	5	12	0	24
3000	7	3	3	5	6	4	3	1	15	0	47
3500	10	7	9	10	11	9	5	5	20	1	87
4000	19	8	9	10	7	7	13	11	27	9	120
4500	7	9	10	9	13	13	12	14	38	0	125
5000	2	1	1	1	2	4	6	7	12	0	36
5500	1	0	0	0	0	2	0	1	9	0	13
					ENGINE DISPLACEMENT (CUBIC INCHES)						
UNDER 251	7	5	6	8	11	14	15	15	52	0	133
251-330	25	12	9	7	6	8	4	6	19	3	99
331-399	12	9	12	17	16	16	17	15	48	7	169
OVER 399	6	4	8	8	12	12	14	14	31	0	109
					NUMBER OF ENGINE CYLINDERS						
4	2	2	3	4	7	10	10	10	32	0	80
6	5	3	3	4	4	5	4	4	19	0	51
8	43	25	29	32	34	35	35	35	97	10	375
ROTARY	0	0	0	0	0	0	1	1	2	0	4
TOTALS	50	30	35	40	45	50	50	50	150	10	510

TABLE 2

SUMMARY OF TEST VEHICLE CHARACTERISTICS
BY MODEL YEAR

HOUSTON

	1967	1968	1969	1970	1971	1972	1973	1974	1975	1975 (TRUCKS)	TOTAL
						INERTIA WEIGHTS (LBS)					
1750	0	0	0	0	0	0	0	0	0	0	0
2000	0	0	0	0	0	0	0	0	1	0	1
2250	0	0	0	0	0	2	0	3	2	0	7
2500	0	0	0	0	0	3	0	0	1	0	4
2750	0	0	0	0	0	3	0	4	3	0	10
3000	0	0	0	0	0	1	0	1	2	0	4
3500	0	0	0	0	0	3	0	5	5	1	14
4000	0	0	0	0	0	5	0	5	6	9	25
4500	0	0	0	0	0	4	0	9	8	0	21
5000	0	0	0	0	0	3	0	2	3	0	8
5500	0	0	0	0	0	1	0	1	4	0	6
						ENGINE DISPLACEMENT (CUBIC INCHES)					
UNDER 251	0	0	0	0	0	8	0	11	12	0	31
251-330	0	0	0	0	0	3	0	4	4	3	14
331-399	0	0	0	0	0	8	0	9	10	7	34
OVER 399	0	0	0	0	0	6	0	6	9	0	21
						NUMBER OF ENGINE CYLINDERS					
4	0	0	0	0	0	6	0	6	8	0	20
6	0	0	0	0	0	3	0	4	5	1	13
8	0	0	0	0	0	16	0	19	22	9	66
ROTARY	0	0	0	0	0	0	0	1	0	0	1
TOTALS	0	0	0	0	0	25	0	30	35	10	100

TABLE 2

SUMMARY OF TEST VEHICLE CHARACTERISTICS
BY MODEL YEAR

PHOENIX

	1967	1968	1969	1970	1971	1972	1973	1974	1975	1975 (TRUCKS)	TOTAL
					INERTIA WEIGHTS (LBS)						
1750	0	0	0	0	0	0	0	0	0	0	0
2000	2	1	0	1	1	0	0	0	2	0	7
2250	0	0	1	1	2	1	2	3	2	0	12
2500	0	0	0	0	2	6	3	0	0	0	11
2750	1	0	0	0	1	1	2	4	2	0	11
3000	3	2	2	3	2	3	4	1	4	0	24
3500	6	7	3	4	6	3	2	4	4	1	40
4000	9	7	9	9	5	3	3	9	5	9	68
4500	5	0	3	1	3	5	7	6	11	0	41
5000	0	0	0	0	1	2	4	2	4	0	13
5500	0	0	0	0	0	1	0	1	1	0	3
					ENGINE DISPLACEMENT (CUBIC INCHES)						
UNDER 251	6	3	2	4	7	8	10	11	12	0	63
251-330	11	8	5	5	4	3	2	3	3	3	47
331-399	7	5	8	8	7	8	8	9	11	7	78
OVER 399	2	1	3	2	5	6	7	7	9	0	42
					NUMBER OF ENGINE CYLINDERS						
4	2	1	1	2	5	6	7	6	8	0	38
6	4	2	1	2	2	3	3	4	5	0	26
8	20	14	16	15	16	16	17	19	22	10	165
ROTARY	0	0	0	0	0	0	0	1	0	0	1
TOTALS	26	17	18	19	23	25	27	30	35	10	230

2.3.1.2 Chicago Task Vehicle Selection - In addition to the selection criteria outlined above, the five hundred and eight vehicles utilized specifically in the emission inspection program in Chicago fell into six groups. All groups were comprised of roughly the same number and distribution of vehicles. The six groups were:

> Vehicles issued emission inspection stickers 9-12 months before the laboratory test.
>
> Vehicles issued emission inspection stickers 6-9 months before the laboratory test.
>
> Vehicles issued emission inspection stickers 3-6 months before the laboratory test.
>
> Vehicles issued emission inspection stickers 0-3 months before the laboratory test.
>
> Vehicles which had never undergone the emission inspection.
>
> Vehicles which had failed the inspection within one year of the laboratory test but had never been corrected.

2.3.1.3 Phoenix Task Vehicle Selection - The additional objective in Phoenix was to provide fuel economy and emission data on vehicles which failed the NHTSA's Motor Vehicle Diagnostic Demonstration Project. Sixty vehicles were furnished by the project for these purposes. These vehicles were primarily compacts and intermediates of the 1969-1972 model-year vintage. A listing of vehicles utilized in this task is provided in the appendices.

2.3.2 Incentives

The EPA prescribed an incentive package to be offered and provided to each test participant. The package consisted of: a $50 U. S. Savings Bond; the use of a late-model loan car during the time the test vehicle was at the laboratory; fuel for the loan car; and a full tank of fuel for the test vehicle when testing was completed. These incentives

were generally offered and provided. In a few cases involving specific vehicles which were otherwise difficult to locate, however, an equivalent or greater amount of cash or some other form of compensation was provided.

2.3.3 Test Vehicle Handling

Upon delivery of the test vehicle to the laboratory, the vehicle was immediately inspected to confirm its compliance with sample requirements. In a few cases, vehicles were rejected at this point because of incorrect engine, carburetor or other parameter identification by the owners. In other situations, certain vehicles were rejected for exhaust system leakage, safety or for some other reason which made the vehicle unfit for testing. After the preliminary inspection indicated the vehicle to be acceptable, vehicle exchange agreements were completed, an EPA designed questionnaire on vehicle useage and maintenance frequency and intensity was administered and a test vehicle pick-up time was established and communicated to the vehicle owner. The vehicle was then moved to a staging area where pre-test operations were performed.

Following these and the testing operations, the vehicle was returned to the staging area, after-test procedures were completed and the tank was filled with a suitable commercially available fuel. It was then moved to a parking area where it remained until the scheduled pick-up time. When the owner arrived, after test agreements were completed and the vehicle was returned to the owner's custody.

2.3.3.1 Phoenix Task Vehicle Handling - The sixty Phoenix task vehicles were handled somewhat differently. As mentioned earlier, the sixty vehicles were to be provided by the Motor Vehicle Diagnostic Demonstration Project in Phoenix. Prior to acceptance by the laboratory, these

vehicles were to have failed the Project's emission inspection. Upon arrival at the laboratory, the vehicle was subjected to an emission test, similar to that performed by the Project, to confirm failure. Once this was done, the preliminary inspection was performed, vehicle exchange agreements were completed and pre-test tank draining, refueling and preconditioning operations were performed. Following the initial or before maintenance test, least cost maintenance was performed, the second or after maintenance test was conducted, after test procedures were completed and the vehicle was returned to the custody of its owner.

2.4 FACILITIES AND EQUIPMENT

2.4.1 Test Locations

Three facilities were established on a temporary basis to perform the study. The location and elevation above sea-level of each facility were:

Chicago	9120 W. Medill Avenue Franklin Park, Illinois 600 feet above msl
Houston	1100 Bingle Road, Suite 125 Houston, Texas 77055 60 feet above msl
Phoenix	1721 W. 10th Place Tempe, Arizona 1100 feet above msl

The Chicago facility, situated about one mile from the northwestern boundary of Chicago, contained 8,000 square feet of office and laboratory area. Vehicle storage (soak) and testing area temperatures were controlled by unit gas heaters provided with the building and 3 1/2 ton air refrigeration units supplied by ATL. Six of these refrigeration units were available for on-site use. The Houston facility was situated in the northwest part of the city of Houston and contained about 8,000

square feet of office and laboratory area. Testing temperatures were maintained by permanently installed gas unit heaters and the air refrigeration units described above. The Phoenix facility contained about 8,000 square feet of office and laboratory area and was situated about one mile to the east of the Phoenix city limit. Vehicle operation on the dynamometer provided the necessary laboratory area heat. When cooling was required, permanently installed evaporative type air coolers were utilized.

2.4.2 Constant Volume Sampler (CVS)

One set of test equipment was utilized in the course of the Chicago, Houston and Phoenix phases of the study. This equipment was moved from site to site.

The constant volume sampler that was utilized was designed and constructed by Automotive Environmental Systems, Inc. (AESI) of Westminister, California. It is nominally air flow rated at 325 cubic feet per minute and is equipped with a gas to water heat exchanger. The CVS is of six bag (3 sample and 3 background) design. Its plumbing and electrical flow systems were modified from AESI's conventional Model 1000 design to facilitate semi-automated sample bag purging and evacuating functions. It was also modified to incorporate an automated sampling system leak-check feature. The unit meets the current 40 CFR 86 requirements for constant volume samplers.

2.4.3 Emission Analysis Console

The emission analysis console used in the conduct of the study is of ATL design and construction. It was assembled to meet the specific requirements of the study and is equipped with a variety of instrumentation. Major console components are:

Beckman Model 315B NDIR CO Analyzer, Operational ranges;

0-0.3%	5 1/4" cell
0-3%	1/8" cell
0-5%	1/8" cell

Bendix Model 8501 NDIR CO Analyzer, Operational ranges;

0-100 ppm	11 1/4" cell
0-500 ppm	11 1/4" cell

Beckman Model 315B NDIR CO_2 Analyzer, Operational ranges;

0-4%	1/8" cell
0-8%	1/8" cell

Beckman Model 400 FID HC Analyzer, Operational ranges;

0-50 ppm C
0-100 ppm C
0-300 ppm C

Beckman Model 400 FID HC Analyzer, Operational ranges;

0-1,000 ppm C
0-3,000 ppm C
0-10,000 ppm C

Thermo-Electron Model 10A CL NO-NO_x Analyzer, Operational ranges;

0-100 ppm
0-250 ppm
0-1,000 ppm
0-2,500 ppm

All plumbing in the sampling and calibration system of the analytical console, including the sample, calibration and zero gas lines, the CVS and all valves and fittings are of stainless steel or teflon construction. Leak tight convoluted stainless steel tubing was used between the CVS and vehicle tailpipe. Accuflex adapters were used to connect the convoluted tubing to the tailpipe.

Operation of the analytical console was such that sample readings were generally obtained in the upper two-thirds of the respective

instrument range. Also, span gases were utilized in conjunction with each sample reading. Span gases were provided at nominally 80 percent of full scale for each operating range.

2.4.3.1 Data Acquisition System - A data acquisition system (DAS) was utilized in conjunction with the analytical console and other test equipment. The DAS is comprised of a Data General NOVA-2 computer, a Teletype, Model ASR33 and two Texas Instruments Servoriter II strip chart recorders. DAS software, which was developed by ATL, provides for computer integration of analyzer outputs on both a bag and modal basis. These integrated readings are displayed by the ASR33 teletype. Permanent strip chart recordings of these readings are obtained and recorded by the two and three channel Texas Instruments 10-inch recorders.

2.4.4 Laboratory Standard Calibration Gases

A full complement of laboratory standard calibration gases was provided and utilized to establish analytical instrument calibrations. These gases, as listed on the following page, were physically shipped to, and named by, the EPA laboratory in Ann Arbor prior to test start-up.

2.4.5 Chassis Dynamometers

A Clayton Model ECE-50 chassis dynamometer was used in the program in conjunction with a Clayton 1,750 to 5,500 lb. direct drive vehicle inertia flywheel assembly. The ECE-50 model includes two 78" continuous drive wheel rolls with 17.25" spacing, a 50 hp water brake absorption unit and the corresponding solid state torque bridge and power display meter. The dynamometer and flywheel assembly were mounted above the floor by means of a single heavy I-beam support frame. Vehicle access to and from the dynamometer was provided by two sets of trussed

HC (ppm C)	Propane in Zero Grade Air		
27.0	143.1	930	4780
49.6	292.3	1422	7310
98.3	481	2868	

NO_x (ppm)	Diluent-Zero Grade Nitrogen		
48.0	245.1	899	1347
97.0	439	1018	2447
131.8	897		

CO (mole %)	Diluent-Zero Grade Nitrogen		
.524	2.03	3.76	7.02
.781	2.75	4.80	9.09
1.29			

CO (ppm)	Diluent-Zero Grade Nitrogen		
10.4	70.5	351.6	1311
25.8	88.8	479.0	2001
36.4	167.0	1088	2555
49.2	248.1		

CO_2 (mole %)	Diluent-Zero Grade Nitrogen		
.406	1.41	2.78	5.62
1.00	1.99	3.61	7.25

Allowable impurities, less than 1 ppm C, 1 ppm CO, 400 ppm CO_2 and 0.1 ppm NO.

entrance/exit ramps. The ramps were oriented such that both rear and front-wheel-drive vehicles were in a level, or nearly level, attitude when situated for testing. A towing cable was used to pull the test vehicle up the ramps and onto the dynamometer rolls. A non-test vehicle was used to supply the required towing power.

2.4.6 Miscellaneous Equipment

For the Clayton Key Mode emission tests, a Sun Model EPA 75 emission analyzer was used for hydrocarbon and carbon monoxide measurement. A Horiba GSM 300A was used for Federal Three Mode Tests. The Sun EPA 75 was used for HC and CO measurements in conjunction with the after-test procedures. A Thermo-Electron Model 10B CL was used for oxides of nitrogen

measurement for these same tests. This instrument was operated in the NO measurement mode.

A supplementary 1,000 lb. belt-driven flywheel was used on an as needed basis during the loaded and towing vehicle tests. During such tests the drive shaft of the supplementary wheel was positively coupled to the shaft of the Clayton direct drive flywheel inertia assembly.

To assist the vehicle operator in following the speed/time profiles required for the various driving schedules, an Esterline Angus Model L1102S strip chart recorder was employed. The Model L1102S is a dual channel, dual pen crossover, heat stylus recorder. The required driving schedule is supplied the leading stylus by the NOVA computer. The lagging pen is electronically coupled to the dynamometer roll speed signal generator. The latter provides a permanent record of actual driver/vehicle performance during the various tests. The time offset between the two pens is nominally 40 seconds.

A Hartzell Model N24DW fixed speed cooling fan was used to provide underhood cooling to the vehicle during prescribed tests. The fan is a propeller type and is rated at 5,245 cfm at 1140 rpm.

To monitor the soak area, wet/dry bulb and CVS sample temperatures, several Rustrak Model 288 strip chart recorders were utilized. These recorders have an accuracy of $\pm$ 2% of full scale and were supplied with ranges of 50° to 100°F and 100° to 150°F to meet the specific monitoring requirements.

A ratcheting-type cable winch was employed to restrain the vehicle during dynamometer testing operations. Wedge-type wheel chocks were also used.

Various Sun Electric Corp. model timing lights and tach-dwell meters were used to measure engine parameters during the after-test procedures. A Sun Model TUT-915-R Tune-Up Testor, which includes an ignition oscilloscope and a tach-dwell meter was used to perform diagnosis and maintenance on Phoenix task vehicles.

Additional equipment was utilized for laboratory instrumentation calibration and qualification procedures. This equipment is described in paragraphs which follow.

2.5 EQUIPMENT QUALIFICATION, CALIBRATION AND CROSS-CHECK

To ensure valid test data, the EPA required all test equipment, calibration procedures and operating procedures be qualified to its satisfaction prior to test start-up. In addition, extensive quality control procedures were required initially and at regular intervals throughout the program.

2.5.1 Constant Volume Sampler

The constant volume sampler was given a complete check-out and flow calibration prior to start-up in each of the test areas. A Meriam Model 50MC2-6F laminar flow element with a rating of 1,000 cfm at 8" H_2O was utilized for the calibration. Calibration of the element is traceable to the National Bureau of Standards.

In performing the calibration, CVS air flow, measured at the inlet to the blower, was controlled by throttling. Blower flow rates were measured at ten incremental changes in blower differential pressure across the normal operating range. Auxiliary devices employed in the calibration included a mercury barometer to measure absolute barometric pressure, a close tolerance mercury filled thermometer to measure CVS inlet air temperature, a U-tube water manometer to measure the pressure

drop across the blower and blower inlet pressure and an inclined water manometer to measure pressure drop across the laminar flow element. Data from these devices were computer processed, mid-range CVS operating pressures were determined and the corresponding absolute blower flow rate was selected. Once these operations were completed, the flow calibration was verified by propane recovery.

Subsequently, integrity of the flow calibration and sample system was checked on a daily basis by the propane recovery technique. Up to 20 grams of instrument grade propane were metered into the sampler such that the injected amount yielded a recovery concentration in the upper one-third of the 0-300 ppm C FID range. Recovery was specified to be within $\pm$ 2 percent of the metered amount. Metering was performed by the bomb weight loss technique. A triple beam balance, accurate to 20 milligrams, was utilized for this purpose.

2.5.2 Emission Analysis Console

Complete analytical instrumentation calibrations were performed initially and on a weekly basis. Calibration curves for the emission analysis console CO, CO_2, HC and NO_x instruments were established using the EPA named gases listed in paragraph 2.4.4. The CO and CO_2 instruments were calibrated at seven somewhat evenly spaced points (zero and six upscale points) across each operating range. The HC and NO_x instruments were calibrated at three somewhat evenly spaced points (zero and two upscale points) across each operating range. Calibration of these instruments was required to be maintained within one percent of full scale for each range, respectively, or five percent of the measured value, whichever was smaller. The computer program used in the generation of these curves was supplied by the EPA.

A leak check of the analytical system was performed prior to each test in connection with the required bag purging and evacuating procedures. For contract purposes, a test was defined as constituting the accumulation of one sample bag. Nitrogen was used to purge the bags. The evacuate, N_2 purge, evacuate and leak check sequence was accomplished by means of a rotary switch. Switch actuation is provided by various pressure and time signals which indicate satisfactory completion of the operation in question. A leak in the system is signaled by a pressure drop across a small orifice which indicates flow. The orifice is monitored by a differential pressure transducer which actuates both an audible and visible alarm in the presence of flow. The sensitivity of these devices was checked daily in connection with other of the quality control activities.

Other of the activities included zero and span point sets immediately prior to the analysis and zero and span point verification immediately following the analysis. Verification tolerances were maintained within $\pm$ 1 percent of full scale of the range in use. The tolerance for modal data was $\pm$ 2 percent of full scale. Converter efficiency of the NO_x analyzer was checked daily. Efficiency was maintained above 90 percent. The noise level of analyzer outputs was maintained within $\pm$ 0.5 percent of full scale for each range during both calibration and analysis.

2.5.3 Chassis Dynamometer

The chassis dynamometer was calibrated initially and after maintenance which could have affected its operating characteristics. It was also subjected to a complete calibration verification at an interval of 30 days or less.

Power and speed meters were firstly calibrated using the strobe light dead-weight calibration kit supplied by the dynamometer manufacturer. Subsequent to this, a dynamic calibration using the coast-down technique of the Federal Register was performed. This technique was applied at each incremental flywheel inertia weight using the following two indicated horsepower (IHP) settings:

$$HP_1 = HP_0 - 2.5 \pm 0.5$$
$$HP_2 = HP_0 + 2.5 \pm 0.5$$

where HP_0 is the IHP determined from a previous coastdown. This procedure essentially brackets the IHP associated with a given inertia weight or weights from a prior coastdown calibration thereby reducing the requirement for lengthy multiple point calibration.

2.5.4 Miscellaneous Equipment

The NO_x instrument used for undiluted tailpipe measurement was calibrated initially using the laboratory standard gases. Zero point and two upscale gases were used to establish curves on each of the operating ranges. A verification of this calibration was conducted each one to two weeks thereafter. Efficiency of the converter was checked daily using the procedures and efficiency tolerance described in paragraph 2.5.2. During testing, the NO_x instrument was zero and span checked immediately before and after each test run.

The HC/CO tailpipe instrument was spanned once each day using laboratory standard gases. During testing operations, the instrument was spanned and operated in accordance with the manufacturer's recommended procedures.

The auxiliary flywheel used in the loaded vehicle and towing vehicle tests was designed for an inertia weight of 1,000 lbs. This

unit had been checked by the coast-down technique before being put into service and was found to be very nearly the design weight. The dynamometer was also calibrated with the auxiliary wheel engaged using the coast-down technique.

The Clayton Key Mode and the Federal Three Mode tests required horsepower settings exceeding those of the Federal Register for light-duty vehicle testing. Consequently, coastdown calibrations which bracketed the prescribed settings were required and performed.

Finally, each piece of equipment used in the after test procedures, including the tach-dwell meters and timing lights were inspected and calibrated by the manufacturer prior to utilization in the subject effort.

2.6 TEST PROCEDURES

A variety of test procedures was employed depending on the task (s) to which the vehicle was assigned. The Test Sequence was as follows:

1975 Federal Test Procedure

Highway Fuel Economy Test (if required)

Modal Measurements (if required)

Loaded and Towing Vehicle Test (if required)

Short Cycle (if required)

Federal Three Mode (if required)

Clayton Key Mode (if required)

Low Speed Driving Cycle (if required)

High Speed Driving Cycle (if required)

After Test Procedures

For those vehicles tested in the Phoenix task only, the sequence was:

Key Mode Test

1975 Federal Test Procedure

Highway Fuel Economy Test

Key Mode Test

Least Cost Maintenance

Key Mode Test

1975 Federal Test Procedure

Highway Fuel Economy Test

Key Mode Test

2.6.1 Vehicle Preparation

Upon acceptance for testing, the vehicle was moved to a staging area where the tank was drained and refueled to forty percent of tank capacity. Only the Indolene type fuels were used. An electrically powered gear-type pump was used in the draining process. Any installed mud and snow tires were rotated to non-drive wheel positions and the drive tires were inflated to the pressure prescribed for proper dynamometer operation.

Some time following the refueling and tire handling process, the vehicle was operated for a nominal period of ten minutes on city streets to evaluate its driving characteristics and to purge the remaining non-test fuel. The finding of any unusual driving characteristics was documented for the benefit of the test driver during dynamometer testing. Upon completion of this driving operation, the vehicle was driven into the laboratory to begin the pre-test soak interval. These preconditioning and evaluation operations were closely regulated so as to allow maintenance of the EPA prescribed pre-test soak interval at twelve to twenty hours. Engine shut-down time in connection with preconditioning and the start

of the soak interval was documented. If, for any reason the soak interval was exceeded, the vehicle was again preconditioned for a period of ten minutes, returned to the soak area and shut-down.

2.6.2 Equipment Preparation

Prior to the first test of the day, instruments which had been idle or in a stand-by condition were switched on to begin the warm-up. This included the water heater and mass pump of the CVS and the analytical instruments. During and following the warm-up period, sensitivity of the automatic leak detection system was checked, converter efficiency and propane recovery tests were performed, analyzer outputs as indicated by the recorders and the computer were checked for standardization and the dynamometer was warmed-up in the manner prescribed. The speed calibration of the dynamometer and associated indicating devices were also standardized and the tailpipe sampling system was checked for leaks. During this interval, the soak area temperature trace and the computer punch tape and print-out from the previous day were collected for evaluation and processing.

2.6.3 Federal Exhaust Emission Test Procedure

The basic or standard exhaust emission test, which was conducted on all vehicles in each site, was performed in general accordance with the procedures of 38 Federal Register 124, 38 Federal Register 209, 39 Federal Register 14 and 39 Federal Register 101 (the Federal Test Procedure). Procedures dealing with fuel evaporative loss measurements were not performed. Tests were preceded by a soak interval from twelve to twenty hours at temperatures ranging from 60°F to 86°F (15.6°C to 30°C).

The Federal Test Procedure is comprised of cold transient, cold stabilized and hot transient test portions. The cold transient portion is 505 seconds long, covers a distance of 3.59 miles and has an average speed of 25.6 mph. The cold stabilized portion is 867 seconds in length, 3.91 miles in distance and 16.2 mph in average speed. The hot transient portion is 505 seconds long, 3.59 miles in distance and 25.6 mph in average speed.

2.6.4 Highway Fuel Economy Test Procedure

The Highway Fuel Economy Test (HFET) was performed on forty-five 1975 model-year vehicles (35 passenger cars and 10 light trucks) in each site. This test involves vehicle operation on the dynamometer over a 10.2 mile driving schedule of 765 seconds duration. The test was started with the vehicle in a warmed-up condition. This condition was defined as at least 7.5 miles of cyclic operation having occured within the preceding thirty-five minute period. The vehicle was operated at 50 miles per hour for a period of three minutes. Within one minute of the end of this cruise period, the vehicle was brought to an idle condition and the test was started. A CVS sample bag was used to collect dilute exhaust for the purpose of emission and fuel economy calculations. Load settings, inertia weights and the speed and underhood cooling fan temperature tolerances of the HFET are identical to those of the Federal Test Procedure.

2.6.5 Modal Exhaust Emission Test Procedure

Modal Emission Measurements were made on the same 1975 model passenger cars and light trucks subjected to the HFET.

Modal Emission Measurements are comprised of two separate tests; steady states and the Surveillance Driving Sequence. Each test was

preceded by a soak period no longer than twenty minutes from the last sustained period of vehicle operation. At the end of the soak, the vehicle was operated on the dynamometer for a period of three minutes at 50 miles per hour. During this time, dynamometer speed and power settings were checked and adjusted as necessary. Within one minute after the end of the 50 mph cruise, the vehicle was brought to idle and the test was begun.

Steady state emissions were collected using the CVS bag technique. Measurements were taken at each speed successively from idle through 5, 10, 15, 30, 45 and 60 miles per hour. Emissions were continuously monitored and recorded on the strip chart recorders. At each speed, equilibrium of speed and all analyzer traces were maintained for at least 30 seconds before sampling was started. A minimum sample volume of two cubic feet and a minimum sample time of three minutes was provided. An analysis of the sample bag was also performed.

Following a second preconditioning at 50 miles per hour, the vehicle was again brought to idle. No sampling was performed during the first 30 seconds of a one minute idle period. In the subsequent 30 seconds, dilute exhaust was directed through the analytical system. At the end of the idle period, the Surveillance Driving Sequence and CVS dilute bag sampling was begun. CVS bag collection and dilute sample monitoring and recording was continued throughout the driving schedule.

The Surveillance Driving Sequence is made up of 32 acceleration and deceleration modes between all possible combinations of idle and 15, 30, 45 and 60 mph cruise modes. Average acceleration and deceleration rates observed in a survey conducted in the Los Angeles Air

Basin are used. In addition, six of the modes are repeated using acceleration and deceleration rates higher and lower than average rates observed in the survey.

2.6.6 Clayton Key Mode Test Procedure

The Clayton Key Mode Test was performed on the same 1975 model passenger cars and light trucks utilized for Highway Fuel Economy and Modal Emission Tests.

This short test, developed by Clayton Manufacturing Company of El Monte, California, consists of three steady state operating conditions from which undiluted exhaust samples are taken by the volumetric procedure.

The Clayton Key Mode Test was preceded by a soak period no longer than 20 minutes from the last sustained period of vehicle operation. At the end of this period, the vehicle was operated a maximum of three minutes at the specified speed and load with the hood open and the cooling fan on. The Federal Test Procedure inertia weight was engaged for this test. The test was performed in the order of high cruise, low cruise and idle. At each speed, equilibrium of vehicle speed and the HC, CO and NO_x analyzer readings were maintained for 30 seconds before the readings were recorded. Operating conditions are listed in the table on the following page.

Following this test, a replicate test was performed using the same procedures.

2.6.7 Loaded and Towing Vehicle Test Procedure

These tests were performed in Houston and Phoenix on nine 1975 models and six 1974 models. The 1975 models consisted of six passenger cars and three light trucks. The steady state and Surveillance Driving

Clayton Key Mode Test Conditions					
Vehicle Class (lbs)	Transmission Range/Gear	Meter Dyno Load hp @ mph	High Cruise (mph)	Low Cruise (mph)	Idle
2000 to 2774	Drive or Third	15 @ 38	36-38	22-25	Automatic Transmission in Drive
2775 to 3774	Drive or High	24 @ 46	44-46	29-32	
3775 and up	Drive or High	30 @ 50	48-50	32-35	

Sequence procedures including vehicle preconditioning were utilized.

Tests were run at the following conditions:

Inertia weight and road-load horsepower settings unchanged from the Federal Register.

Simulating the addition of 500 lbs. of passengers and baggage (FTP inertia weight + 500 lbs).

Simulating the addition of a 1,000 lb. trailer (less baggage) of a size recommended as suitable for the given vehicle.

These same tests were performed in the FY73 Emission Factors Program (Publication No. EPA-460/3-74-015), a prerequisite to which involved the determination of road load dynamometer settings to simulate actual conditions. A 5' X 8' trailer weighing 980 lbs. was utilized for this purpose. The results of this determination are as reflected in the table on the following page.

2.6.8 Low Speed Cycle Test Procedure

The Low Speed Cycle Test was performed on the thirty-five 1975 model passenger cars used in the HFET, Clayton Key Mode and Modal Emission Measurement tasks. This procedure was also utilized in

Loaded and Towing Vehicle Test Conditions		
3500# Veh.	I. Wt.	Act. Hp. Setting
1st test	3500	Same as FTP test
2nd test	4000	" " " "
3rd test	4500	FTP test + 13.5 hp.
4000# Veh.	I. Wt.	Act. Hp. Setting
1st test	4000	Same as FTP test
2nd test	4500	" " " "
3rd test	5000	FTP test + 13.9 hp.
4500# Veh.	I. Wt.	Act. Hp. Setting
1st test	4500	Same as FTP test
2nd test	5000	" " " "
3rd test	5500	FTP test + 14.3 hp.
5000# Veh.	I. Wt.	Act. Hp. Setting
1st test	5000	Same as FTP test
2nd test	5500	" " " "
3rd test	6000	FTP test + 14.7 hp.

connection with tests on twenty-five 1972 model vehicles in each of the three sites.

The Low Speed Cycle Test is a mass emission test similar to the Federal Test Procedure in that it consists of cold transient, cold stabilized and hot transient portions. The cold transient portion is collected in two parts. The first part is 240 seconds long, covers a distance of 0.82 miles and has an average speed of 12.28 mph. The second part is 412 seconds in duration, covers 0.91 miles with an average speed 7.97 mph. Corresponding data on the cold stabilized portion are; 658 seconds long, 2.56 miles and 14.01 mph. These same data for the hot transient portion are; 652 seconds long, 1.73 miles and 9.56 mph. Total driving time, excluding the ten minute soak, is 1962 seconds.

Vehicle preconditioning (soak), driving techniques and tolerances are identical to those of the Federal Test Procedure. Sampling techniques are also identical except for the dilute exhaust collection of the cold transient portion in two parts.

2.6.9 High Speed Cycle Test Procedure

The High Speed Cycle Test was also performed on the thirty-five 1975 model passenger cars used in the HFET, Clayton Key Mode and Modal Emission Measurement Tasks and the same 1972 models subjected to the Low Speed Cycle Test.

The High Speed Cycle Test is also similar to the FTP in that it contains cold transient, cold stabilized and hot transient test portions. Unlike the Low Speed Cycle Test, the cold transient portion is completed in one part. Data on the cold transient portion are 520 seconds and 3.835 miles long and 26.550 mph. These same data on the cold stabilized portion are 878 seconds and 9.773 miles long and 40.072 mph: and for the hot transient; 520 and 3.835 miles long and 26.550 mph. Total driving time, exclusive of the soak; is 1918 seconds.

Vehicle preconditioning (soak), driving techniques and tolerances are also identical to the Federal Test Procedure as are the sampling techniques.

2.6.10 Federal Short Cycle Test Procedure

The Federal Short Cycle Test was performed on one-hundred 1975 model passenger cars in each site.

The Federal Short Cycle is a 9 mode mass emission test which incorporates the CVS procedures. Its test time is 125 seconds while its distance is 0.7536 miles and average speed is 21.7 mph. The dynamometer loading and transmission shift points are identical to

those of the Federal Test Procedure.

For the purpose of this study, the Federal Short Cycle Test was preceded by a six minute soak period which began after a sustained period of vehicle operation. At the start of the soak, the engine is stopped and the vehicle hood closed. The underhood cooling fan is on for the first three minutes and off for the subsequent period. As the fan is turned off, the engine is started and allowed to idle in neutral the remaining three minutes. The Federal Short Cycle Test is then conducted with the hood down and the fan off.

2.6.11 Federal Three Mode Test Procedure

Federal Three Mode Tests were performed on the same one-hundred 1975 models used in the Federal Short Cycle testing.

This test is similar to the Clayton Key Mode Test in that tailpipe sampling by volumetric procedures and three modes of vehicle operation are features of the test. The three steady state operating modes simulate the average power which occurs at the appropriate speed on the FTP. Light-duty vehicles are grouped into four weight classes. Test conditions are shown in the following table.

Federal Three Mode Test Procedure Conditions

Vehicle Class (lbs)	Transmission Range/Gear	Mode: High Speed Speed @ Act Hp	Mode: Low Speed Speed @ Act Hp	Mode: Idle
Up to 2500	Drive/3rd	50 @ 21	30 @ 9	Auto. Trans in Neutral and Drive Manual Trans in Neutral
2501 to 3500	Drive/High	50 @ 26	30 @ 12	
3501 to 4500	Drive/High	50 @ 31	30 @ 15	
above 4500	Drive/High	50 @ 36	30 @ 18	

For the purpose of this study, also, the Federal Three Mode Test was preceded by a six minute soak. The soak procedures, including fan operation, the position of the hood and engine starting and operation are identical to those preceding the Federal Short Cycle described above. During the test, the vehicle was operated, hood down, fan off, at each mode until the emission readings became stable. These stable readings and the time period to become stable were recorded. A stopwatch was utilized to measure the time. During the test, the FTP specified inertia weight was engaged.

2.6.12 Daily Test Schedule Procedure

The overall schedule was dictated by the tasks to be performed and the time constraints of the program. These factors, in turn, dictated the daily dynamometer utilization and testing rate.

Tests were performed on a three shift per day, six day per week basis at each site. Work shifts began at 5:00 AM, 1:00 PM and 9:00 PM. Tests were not generally scheduled between the hours of 6:00 PM and 9:00 PM. This period was utilized to perform the required daily checks. Weekly and monthly checks were performed during both scheduled and unscheduled breaks in the testing schedule. The required maintenance was also performed on this basis. The vehicle throughput rate varied widely due to variations in testing requirements on individual vehicles. Test time for a vehicle scheduled only for the Federal Test Procedure, for example, required about one and one-quarter hours of dynamometer time while a sequence involving the Federal Test Procedure, the Highway Fuel Economy Test and the Modal and Loaded/Towing Vehicle tests required about six dynamometer hours to complete.

2.7 DATA HANDLING

2.7.1 Data Collection

Many of the parameters associated with the test were recorded on strip chart recorders. Included in these parameters were the temperature of the soak area, underhood cooling air wet and dry bulb temperatures and temperature of the CVS dilute sample. Recorders tied in to the Emission Analysis Console were allowed to run continuously during the prescribed calibration, sample measurement and calibration check sequence. The Data General NOVA 2 computer, the primary equipment item in the Data Acquisition System was utilized to collect and integrate bag and modal data from the CVS tests. Other of the laboratory data were collected and recorded manually.

Upon completion of the vehicle test, all raw data forms, strip chart recordings and computer punch tape and print-outs pertinent to the test were assembled and reviewed for completeness and accuracy. This process included the reduction of temperature traces, verification of completeness and accuracy of analytical operations and verification of the vehicle identification and other information. When this review was completed, the various vehicle test materials were collected into one test data packet for transmittal to our Denver facility for processing. Upon receipt of these materials in Denver, many of the processes described above were repeated to again verify the data prior to processing. In addition, machine copies of the strip chart temperature recordings were made for submittal along with the raw data sheets to the EPA's Project Officer in Ann Arbor, Michigan.

2.7.2 Data Processing

Processing was performed by computer operations. Data from the

raw data sheets were combined with punch tape data from the on-site Data Acquisition System into a single punch tape and fed into our time-share computer. Within the computer, an edit program was utilized to screen key-punch and logical errors. Corrections were made as necessary and raw data were output for proof reading against the input forms. These output data were further corrected as necessary. The computer processing programs were then applied and finished copy data were output and scrutinized in detail. Questionable data were noted and subsequently returned to the system for further verification and processing.

2.7.3 Calculation of Results

The basic calculations of emission results for several of the tasks were performed by use of the formulae in 37 Federal Register 221, 36 Federal Register 123 and as amended in 38 Federal Register 124. Fuel economy data were calculated using the carbon balance equation as supplied by the EPA. All tests were performed using the Indolene-type fuels. A hydrogen/carbon ratio of 1.85 was assumed for these fuels. The methods used for each test are described in the paragraphs which follow.

2.7.3.1 Exhaust Emissions (Federal Test Procedure) - Emission results were calculated as outlined in the Federal Register. In addition, cold start (1972 FTP equivalent) results were calculated by summing the total emissions of the cold transient and cold stabilized phases of the test and dividing the total by 7.5 miles. Hot start results were calculated by summing the total emissions of the hot transient and cold stabilized phases and dividing by 7.5 miles to obtain grams per mile.

2.7.3.2 Highway Fuel Economy - Fuel Economy data were calculated using the CVS emission test results as calculated by the equations of the

Federal Register and the fuel economy equation referenced in paragraph 2.7.3. The Highway Fuel Economy Test distance constant of 10.2 miles per test was applied.

2.7.3.3 Modal Emissions - The formulae of the Federal Register were used to calculate modal emissions using the mass flow rate of the CVS, integrated dilute concentration readings and miles per mode. The humidity correction factor of the Federal Register was not applied to modal data. Steady state results were calculated using mass flow rate, sample bag concentrations and the calculated distance traveled per increment of time. Results of the idle mode were calculated in grams per minute. Sample bag test results were computed using the distance constant of 9.789 miles for the SDS. Modal data were combined to produce integrated emission results equivalent to the bag results.

2.7.3.4 Clayton Key Mode Emissions - These data are comprised of tailpipe concentrations which were read directly and required no special treatment.

2.7.3.5 Loaded Test Emissions - Emission test results from loaded vehicles and vehicles towing trailers were calculated in the manner described in paragraph 2.7.3.3 for modal emissions.

2.7.3.6 Low and High Speed Cycle Emissions - Data from these two tests were reduced in accordance with equations used in conjunction with the FTP. The distance constants listed in paragraphs 2.6.8 and 2.6.9 were used in place of constants for the FTP.

2.7.3.7 Federal Short Test and Federal Three Mode Emissions - Emission results of the Federal Short Test were calculated in the FTP manner. A distance constant of 0.7536 miles was applied.

The Federal Three Mode Test generates undiluted tailpipe emission data. These data are reported as observed.

3. DISCUSSION OF TEST RESULTS

3.1 FEDERAL TEST PROCEDURE EMISSIONS AND FUEL ECONOMY

3.1.1 FTP Exhaust Emission Results vs. Model Year

Emission and fuel economy test results for each site are shown by vehicle model year on three pages comprising Table 3 which follow.

Certain vehicle descriptions comprising the sample are common to all three or two of the sites. Federal Test Procedure emission results from these vehicles are summarized below. Differences in mileage accumulation factors between the samples tested in each site and the changes in emission levels which may be associated with these factors may preclude any simple comparisons of these levels on a site to site basis.

Ninety 1972, 1974 and 1975 Models in Each Site

City	Average Mileage	Test Procedure	HC (gm/mi) mean	HC (gm/mi) S.D.	CO (gm/mi) mean	CO (gm/mi) S.D.	NO_{xc} (gm/mi) mean	NO_{xc} (gm/mi) S.D.
Chicago	17,371	1972	3.56	3.30	45.5	27.0	3.09	1.28
		1975	2.99	2.99	36.9	22.9	3.02	1.27
Houston	25,431	1972	3.78	5.45	56.5	67.5	3.24	1.60
		1975	3.33	4.78	48.4	61.6	3.15	1.60
Phoenix	20,866	1972	3.15	2.49	45.8	28.8	2.65	1.24
		1975	2.67	2.30	37.7	25.4	2.64	1.23

One Hundred and Seventeen 1972-1975 Models in Each Site

City	Average Mileage	Test Procedure	HC (gm/mi) mean	HC (gm/mi) S.D.	CO (gm/mi) mean	CO (gm/mi) S.D.	NO_{xc} (gm/mi) mean	NO_{xc} (gm/mi) S.D.
Chicago	19,401	1972	3.54	2.94	45.9	26.0	3.16	1.43
		1975	3.00	2.66	37.6	22.3	3.09	1.42
Phoenix	26,169	1972	3.38	2.34	48.8	29.4	2.78	1.25
		1975	2.89	2.13	40.5	26.0	2.77	1.26

Two Hundred and Twenty 1967-1974 Models in Each Site

City	Average Mileage	Test Procedure	HC (gm/mi) mean	HC (gm/mi) S.D.	CO (gm/mi) mean	CO (gm/mi) S.D.	NO_{xc} (gm/mi) mean	NO_{xc} (gm/mi) S.D.
Chicago	37,822	1972	5.50	7.34	65.1	45.9	3.54	1.61
		1975	4.79	6.66	54.1	40.6	3.55	1.64
Phoenix	47,486	1972	5.11	4.95	68.8	45.6	2.91	1.26
		1975	4.50	4.37	58.4	42.1	2.93	1.28

TABLE 3

EXHAUST EMISSION TEST RESULTS VS. MODEL YEAR

CHICAGO

1972 FEDERAL TEST PROCEDURE

MODEL YEAR	NUMBER OF VEHICLE	AVERAGE MILEAGE	HC MEAN	HC S.D.	CO MEAN	CO S.D.	CO2 MEAN	CO2 S.D.	NOXC MEAN	NOXC S.D.	FUEL ECONOMY FTP MEAN	FUEL ECONOMY FTP S.D.
1967	50	79011	10.26	11.13	116.4	52.8	479.0	94.9	3.31	1.62	12.8	2.75
1968	30	56662	8.28	9.18	103.0	54.3	531.1	107.2	4.11	1.72	12.3	2.54
1969	35	54835	6.99	5.20	92.9	47.2	534.9	125.5	4.98	1.93	12.6	2.53
1970	40	49042	7.35	13.69	80.4	40.2	555.9	107.6	3.86	1.55	12.6	2.66
1971	45	44065	6.60	8.40	72.2	54.3	586.7	152.9	4.05	1.43	12.3	3.64
1972	50	35635	4.72	3.87	61.6	39.4	594.5	168.7	4.31	1.31	12.6	3.19
1973	50	24935	3.95	2.11	55.8	58.6	637.8	173.4	3.43	2.18	12.0	3.12
1974	50	12948	4.36	3.79	49.2	24.7	658.5	185.0	2.99	1.21	11.8	2.93
1975	150	6239	1.69	1.04	29.8	22.9	663.3	163.5	2.51	0.90	12.4	2.98
TOTALS (#011-510)	500	32252	5.00	7.16	62.9	50.2	602.5	163.1	3.42	1.63	12.4	2.98
TOTALS (#011-100)	90	17371	3.56	3.30	45.5	27.0	628.3	178.2	3.09	1.28	12.5	3.29
TOTALS (#011-127)	117	19401	3.54	2.94	45.9	26.0	626.8	182.5	3.16	1.43	12.5	3.37
TOTALS (#011-230)	220	37822	5.50	7.34	65.1	45.9	574.1	163.8	3.54	1.61	12.8	3.27

1975 FEDERAL TEST PROCEDURE

MODEL YEAR	NUMBER OF VEHICLE	AVERAGE MILEAGE	HC MEAN	HC S.D.	CO MEAN	CO S.D.	CO2 MEAN	CO2 S.D.	NOXC MEAN	NOXC S.D.	FUEL ECONOMY FTP MEAN	FUEL ECONOMY FTP S.D.
1967	50	79011	9.20	10.02	99.8	48.6	461.6	92.1	3.43	1.74	13.7	2.89
1968	30	56662	7.31	8.46	87.2	46.8	510.7	103.0	4.16	1.71	13.2	2.61
1969	35	54835	6.00	4.61	75.2	38.3	516.9	119.5	5.20	1.83	13.6	2.64
1970	40	49042	6.29	11.82	63.7	32.1	537.7	102.1	4.00	1.52	13.5	2.73
1971	45	44065	5.69	7.52	58.7	48.8	566.2	144.9	4.07	1.41	13.1	3.78
1972	50	35635	4.07	3.53	49.0	35.4	572.2	160.9	4.33	1.33	13.4	3.37
1973	50	24935	3.47	1.91	48.1	56.2	612.3	164.4	3.37	2.08	12.7	3.29
1974	50	12948	3.82	3.29	40.9	22.8	635.6	180.1	2.93	1.17	12.5	3.14
1975	150	6239	1.29	0.87	23.0	19.7	639.8	157.5	2.41	0.89	13.0	3.15
TOTALS (#011-510)	500	32252	4.32	6.38	51.6	44.4	580.9	156.6	3.43	1.66	13.1	3.15
TOTALS (#011-100)	90	17371	2.99	2.99	36.9	22.9	608.1	173.4	3.02	1.27	13.1	3.47
TOTALS (#011-127)	117	19401	3.00	2.66	37.6	22.3	605.9	176.7	3.09	1.42	13.2	3.55
TOTALS (#011-230)	220	37822	4.79	6.66	54.1	40.6	554.4	158.2	3.55	1.64	13.6	3.45

IN ADDITION 35 1975 YEAR MODEL AUTOMOBILES WERE TESTED FOR HIGHWAY FUEL ECONOMY THE RESULTS ARE:

FUEL ECONOMY MEAN	FUEL ECONOMY S.D.
18.6	4.76

EMISSION RESULTS IN GRAMS PER MILE

FUEL ECONOMY IN MILES PER GALLON

FUEL ECONOMY CALCULATIONS ASSUME A 1:1.85 CARBON TO HYDROGEN RATIO

AUTOMOTIVE TESTING LABORATORIES, INC.
19900 E. COLFAX, AURORA, COLO. 80011

TABLE 3

EXHAUST EMISSION TEST RESULTS VS. MODEL YEAR

HOUSTON

1972 FEDERAL TEST PROCEDURE

MODEL YEAR	NUMBER OF VEHICLE	AVERAGE MILEAGE	HC MEAN	HC S.D.	CO MEAN	CO S.D.	CO2 MEAN	CO2 S.D.	NOXC MEAN	NOXC S.D.	FUEL ECONOMY FTP MEAN	FUEL ECONOMY FTP S.D.
1967	0											
1968	0											
1969	0											
1970	0											
1971	0											
1972	25	47644	6.48	9.56	90.5	110.7	594.1	208.0	3.96	1.70	11.7	4.23
1973	0											
1974	30	24658	3.96	1.73	54.5	36.3	644.5	187.0	3.03	1.60	12.0	3.14
1975	35	10228	1.70	0.89	33.9	27.5	661.3	166.2	2.90	1.41	12.3	2.99
TOTALS (#011-510)	0											
TOTALS (#011-100)	90	25431	3.78	5.45	56.5	67.5	637.0	185.4	3.24	1.60	12.0	3.44
TOTALS (#011-127)	0											
TOTALS (#011-230)	0											

1975 FEDERAL TEST PROCEDURE

MODEL YEAR	NUMBER OF VEHICLE	AVERAGE MILEAGE	HC MEAN	HC S.D.	CO MEAN	CO S.D.	CO2 MEAN	CO2 S.D.	NOXC MEAN	NOXC S.D.	FUEL ECONOMY FTP MEAN	FUEL ECONOMY FTP S.D.
1967	0											
1968	0											
1969	0											
1970	0											
1971	0											
1972	25	47644	5.77	8.27	79.5	99.7	571.5	195.8	3.94	1.70	12.4	4.38
1973	0											
1974	30	24658	3.57	1.65	47.3	35.8	619.7	178.4	2.91	1.56	12.6	3.31
1975	35	10228	1.37	0.83	27.2	25.6	637.9	159.6	2.79	1.41	13.0	3.15
TOTALS (#011-510)	0											
TOTALS (#011-100)	90	25431	3.33	4.78	48.4	61.6	613.4	176.6	3.15	1.60	12.7	3.58
TOTALS (#011-127)	0											
TOTALS (#011-230)	0											

IN ADDITION 35 1975 YEAR MODEL AUTOMOBILES WERE TESTED FOR HIGHWAY FUEL ECONOMY THE RESULTS ARE:

FUEL ECONOMY MEAN	FUEL ECONOMY S.D.
18.8	4.43

EMISSION RESULTS IN GRAMS PER MILE

FUEL ECONOMY IN MILES PER GALLON

FUEL ECONOMY CALCULATIONS ASSUME A 1:1.85 CARBON TO HYDROGEN RATIO

AUTOMOTIVE TESTING LABORATORIES, INC.
19900 E. COLFAX, AURORA, COLO. 80011

TABLE 3

EXHAUST EMISSION TEST RESULTS VS. MODEL YEAR

PHOENIX

1972 FEDERAL TEST PROCEDURE

MODEL YEAR	NUMBER OF VEHICLE	AVERAGE MILEAGE	HC MEAN	HC S.D.	CO MEAN	CO S.D.	CO2 MEAN	CO2 S.D.	NOXC MEAN	NOXC S.D.	FUEL ECONOMY FTP MEAN	FUEL ECONOMY FTP S.D.
1967	26	88135	10.16	8.28	126.9	60.5	449.8	112.7	2.23	0.99	13.0	3.19
1968	17	78161	6.13	2.57	94.9	47.3	475.2	103.6	2.91	1.34	13.8	2.59
1969	18	69966	5.86	2.06	85.4	38.0	509.9	99.3	3.65	1.32	13.4	2.44
1970	19	67056	5.13	1.90	82.7	40.1	510.8	118.3	3.09	0.94	13.5	3.07
1971	23	53741	6.88	8.69	61.0	29.4	524.1	146.8	3.57	1.22	13.8	3.23
1972	25	44962	4.23	1.62	60.2	30.3	566.9	176.9	3.29	1.21	13.1	3.97
1973	27	29973	3.81	1.74	57.5	34.6	581.9	190.0	2.63	1.21	13.0	3.65
1974	30	25264	4.11	3.44	46.6	23.8	622.9	176.7	2.87	1.47	12.5	3.26
1975	35	10453	1.81	0.92	36.0	23.9	610.4	158.0	2.46	0.99	13.2	3.16
TOTALS (#011-510)	0											
TOTALS (#011-100)	90	20866	3.15	2.49	45.8	28.8	612.3	169.5	2.65	1.24	12.8	3.21
TOTALS (#011-127)	117	26129	3.38	2.34	48.8	29.4	597.7	173.7	2.78	1.25	13.0	3.45
TOTALS (#011-230)	220	47486	5.11	4.95	68.8	45.6	548.4	159.6	2.91	1.26	13.2	3.24

1975 FEDERAL TEST PROCEDURE

MODEL YEAR	NUMBER OF VEHICLE	AVERAGE MILEAGE	HC MEAN	HC S.D.	CO MEAN	CO S.D.	CO2 MEAN	CO2 S.D.	NOXC MEAN	NOXC S.D.	FUEL ECONOMY FTP MEAN	FUEL ECONOMY FTP S.D.
1967	26	88135	8.96	6.38	116.4	58.0	434.7	105.7	2.23	0.99	13.7	3.28
1968	17	78161	5.58	2.43	81.0	42.4	460.3	98.4	3.00	1.32	14.7	2.56
1969	18	69966	5.41	2.15	75.2	37.7	492.3	95.2	3.66	1.36	14.1	2.53
1970	19	67056	4.39	1.38	64.6	29.7	500.0	115.2	3.27	1.02	14.4	3.16
1971	23	53741	6.19	8.30	48.9	26.4	507.2	138.8	3.68	1.24	14.7	3.40
1972	25	44962	3.71	1.17	50.3	27.0	546.0	167.7	3.32	1.30	13.9	4.18
1973	27	29973	3.19	1.16	47.9	29.9	560.7	182.0	2.61	1.14	13.7	3.85
1974	30	25264	3.70	3.34	39.9	21.6	597.7	170.5	2.86	1.48	13.2	3.39
1975	35	10453	1.39	0.70	28.2	20.9	588.5	151.6	2.43	1.01	13.9	3.36
TOTALS (#011-510)	0											
TOTALS (#011-100)	90	20866	2.67	2.30	37.7	25.4	589.3	162.9	2.64	1.23	13.5	3.38
TOTALS (#011-127)	117	26129	2.89	2.13	40.5	26.0	575.4	166.3	2.77	1.26	13.7	3.63
TOTALS (#011-230)	220	47486	4.50	4.37	58.4	42.1	529.4	152.2	2.93	1.28	14.0	3.40

IN ADDITION 35 1975 YEAR MODEL AUTOMOBILES WERE TESTED FOR HIGHWAY FUEL ECONOMY THE RESULTS ARE:

FUEL ECONOMY MEAN	FUEL ECONOMY S.D.
19.8	4.76

EMISSION RESULTS IN GRAMS PER MILE

FUEL ECONOMY IN MILES PER GALLON

FUEL ECONOMY CALCULATIONS ASSUME A 1:1.85 CARBON TO HYDROGEN RATIO

AUTOMOTIVE TESTING LABORATORIES, INC.
19900 E. COLFAX, AURORA, COLO. 80011

3.1.2 Exhaust Emission Test Results for 1975 Model Light Trucks

Emission and fuel economy (FTP and Highway) test results for the ten trucks tested in each site are summarized on the one page comprising Table 4 which follows.

Again, a simple site to site comparison of results from the light truck samples may be precluded by the differences in mileage factors and changes which may be associated with these factors.

TABLE 4

EXHAUST EMISSION TEST RESULTS FOR 1975 LIGHT-DUTY TRUCKS

CHICAGO

1972 FEDERAL TEST PROCEDURE

NUMBER OF VEHICLES	AVERAGE MILEAGE	HC MEAN	HC S.D.	CO MEAN	CO S.D.	CO2 MEAN	CO2 S.D.	NOXC MEAN	NOXC S.D.	FUEL ECONOMY FTP MEAN	FUEL ECONOMY FTP S.D.	FUEL ECONOMY HFET MEAN	FUEL ECONOMY HFET S.D.
10	3145	1.34	0.56	18.5	14.2	790.5	45.3	2.18	0.28	10.8	0.80	16.2	1.35

1975 FEDERAL TEST PROCEDURE

NUMBER OF VEHICLES	AVERAGE MILEAGE	HC MEAN	HC S.D.	CO MEAN	CO S.D.	CO2 MEAN	CO2 S.D.	NOXC MEAN	NOXC S.D.	FUEL ECONOMY FTP MEAN	FUEL ECONOMY FTP S.D.	FUEL ECONOMY HFET MEAN	FUEL ECONOMY HFET S.D.
10	3145	0.89	0.44	12.0	10.5	762.3	44.1	2.13	0.36	11.3	0.79	16.2	1.35

HOUSTON

1972 FEDERAL TEST PROCEDURE

NUMBER OF VEHICLES	AVERAGE MILEAGE	HC MEAN	HC S.D.	CO MEAN	CO S.D.	CO2 MEAN	CO2 S.D.	NOXC MEAN	NOXC S.D.	FUEL ECONOMY FTP MEAN	FUEL ECONOMY FTP S.D.	FUEL ECONOMY HFET MEAN	FUEL ECONOMY HFET S.D.
10	11090	1.74	0.95	30.5	25.4	757.8	139.1	2.28	0.75	10.9	2.02	16.1	2.56

1975 FEDERAL TEST PROCEDURE

NUMBER OF VEHICLES	AVERAGE MILEAGE	HC MEAN	HC S.D.	CO MEAN	CO S.D.	CO2 MEAN	CO2 S.D.	NOXC MEAN	NOXC S.D.	FUEL ECONOMY FTP MEAN	FUEL ECONOMY FTP S.D.	FUEL ECONOMY HFET MEAN	FUEL ECONOMY HFET S.D.
10	11090	1.46	0.76	23.4	21.1	734.3	134.5	2.11	0.71	11.4	2.12	16.1	2.56

PHOENIX

1972 FEDERAL TEST PROCEDURE

NUMBER OF VEHICLES	AVERAGE MILEAGE	HC MEAN	HC S.D.	CO MEAN	CO S.D.	CO2 MEAN	CO2 S.D.	NOXC MEAN	NOXC S.D.	FUEL ECONOMY FTP MEAN	FUEL ECONOMY FTP S.D.	FUEL ECONOMY HFET MEAN	FUEL ECONOMY HFET S.D.
10	8462	2.08	1.65	33.3	27.9	663.5	91.3	2.33	0.76	12.3	1.41	17.6	1.79

1975 FEDERAL TEST PROCEDURE

NUMBER OF VEHICLES	AVERAGE MILEAGE	HC MEAN	HC S.D.	CO MEAN	CO S.D.	CO2 MEAN	CO2 S.D.	NOXC MEAN	NOXC S.D.	FUEL ECONOMY FTP MEAN	FUEL ECONOMY FTP S.D.	FUEL ECONOMY HFET MEAN	FUEL ECONOMY HFET S.D.
10	8462	1.71	1.68	26.1	26.2	642.6	91.1	2.27	0.71	12.9	1.50	17.6	1.79

EMISSION RESULTS IN GRAMS PER MILE

FUEL ECONOMY IN MILES PER GALLON

FUEL ECONOMY CALCULATIONS ASSUME A 1:1.85 CARBON TO HYDROGEN RATIO

AUTOMOTIVE TESTING LABORATORIES, INC.
19900 E. COLFAX, AURORA, COLO. 80011

3.1.3 Vehicles Meeting Federal Exhaust Emission Standards

3.1.3.1 Vehicles Meeting Federal 1972, 1973/1974 and 1975 Exhaust Emission Standards - Summary data on all vehicles tested in each site relative to each of the 1972, 1973/1974 and 1975 Federal Exhaust Emission Standards are presented on the nine pages comprising Table 5 which follow.

Certain vehicle descriptions comprising the sample are common to all three or two of the sites. Data on these vehicles relative to the three model-year standards are further summarized below. Once again, notice should be taken of the differences in mileage accumulation factors occuring from site to site which may preclude direct comparisons on this basis.

Vehicles Meeting 1972 Standards
Ninety 1972, 1974 and 1975 Models in Each Site

City	HC (≤3.4 gm/mi) (No.)	HC (≤3.4 gm/mi) (%)	CO (≤39 gm/mi) (No.)	CO (≤39 gm/mi) (%)	Passed Both (No.)	Passed Both (%)
Chicago	49	54.4	45	50.0	41	45.6
Houston	54	60.0	44	48.9	36	40.0
Phoenix	59	65.6	41	45.6	40	44.4

Vehicles Meeting 1973-1974 Standards
Ninety 1972, 1974 and 1975 Models in Each Site

City	HC (≤3.4 gm/mi) (No.)	HC (≤3.4 gm/mi) (%)	CO (≤39 gm/mi) (No.)	CO (≤39 gm/mi) (%)	NO_{xc} (≤3.0 gm/mi) (No.)	NO_{xc} (≤3.0 gm/mi) (%)	Passed All Three (No.)	Passed All Three (%)
Chicago	49	54.4	45	50.0	49	54.4	24	26.7
Houston	54	60.0	44	48.9	51	56.7	19	21.1
Phoenix	59	65.6	41	45.6	58	64.4	31	34.4

Vehicles Meeting 1975 Standards
Ninety 1972, 1974 and 1975 Models in Each Site

City	HC (≤1.5 gm/mi) (No.)	HC (≤1.5 gm/mi) (%)	CO (≤15 gm/mi) (No.)	CO (≤15 gm/mi) (%)	NO_{xc} (≤3.1 gm/mi) (No.)	NO_{xc} (≤3.1 gm/mi) (%)	Passed All Three (No.)	Passed All Three (%)
Chicago	26	28.9	17	18.9	53	58.9	9	10.0
Houston	25	27.8	18	20.0	54	60.0	10	11.1
Phoenix	25	27.8	15	16.7	66	73.3	9	10.0

Vehicles Meeting 1972 Standards
One Hundred and Seventeen 1972-1975 Models in Each Site

City	HC (≤3.4 gm/mi) (No.)	HC (≤3.4 gm/mi) (%)	CO (≤39 gm/mi) (No.)	CO (≤39 gm/mi) (%)	Passed Both (No.)	Passed Both (%)
Chicago	64	54.7	56	47.9	49	41.9
Phoenix	74	63.2	52	44.4	51	43.6

Vehicles Meeting 1973/1974 Standards
One Hundred and Seventeen 1972-1975 Models in Each Site

City	HC (≤3.4 gm/mi) (No.)	HC (≤3.4 gm/mi) (%)	CO (≤39 gm/mi) (No.)	CO (≤39 gm/mi) (%)	NO_{xc} (≤3.0 gm/mi) (No.)	NO_{xc} (≤3.0 gm/mi) (%)	Passed All Three (No.)	Passed All Three (%)
Chicago	64	54.7	56	47.9	60	51.3	26	22.2
Phoenix	74	63.2	52	44.4	79	67.5	39	33.3

Vehicles Meeting 1975 Standards
One Hundred and Seventeen 1972-1975 Models in Each Site

City	HC (≤1.5 gm/mi) (No.)	HC (≤1.5 gm/mi) (%)	CO (≤15 gm/mi) (No.)	CO (≤15 gm/mi) (%)	NO_{xc} (≤3.1 gm/mi) (No.)	NO_{xc} (≤3.1 gm/mi) (%)	Passed All Three (No.)	Passed All Three (%)
Chicago	26	22.2	17	14.5	67	57.3	9	7.7
Phoenix	25	21.4	16	13.7	82	70.1	9	7.7

Vehicles Meeting 1972 Standards
Two Hundred and Twenty 1967-1975 Models in Each Site

City	HC (≤3.4 gm/mi) (No.)	HC (≤3.4 gm/mi) (%)	CO (≤39 gm/mi) (No.)	CO (≤39 gm/mi) (%)	Passed Both (No.)	Passed Both (%)
Chicago	74	33.6	71	32.3	55	25.0
Phoenix	84	38.2	62	28.2	57	25.9

Vehicles Meeting 1973/1974 Standards
Two Hundred and Twenty 1967-1975 Models in Each Site

City	HC (≤3.4 gm/mi) (No.)	HC (≤3.4 gm/mi) (%)	CO (≤39 gm/mi) (No.)	CO (≤39 gm/mi) (%)	NO_{xc} (≤3.0 gm/mi) (No.)	NO_{xc} (≤3.0 gm/mi) (%)	Passed All Three (No.)	Passed All Three (%)
Chicago	74	33.6	71	32.3	100	45.5	28	12.7
Phoenix	84	38.2	62	28.2	135	61.4	43.	19.5

Vehicles Meeting 1975 Standards
Two Hundred and Twenty 1967-1975 Models in Each Site

City	HC (≤1.5 gm/mi) (No.)	HC (≤1.5 gm/mi) (%)	CO (≤15 gm/mi) (No.)	CO (≤15 gm/mi) (%)	NO_{xc} (≤3.1 gm/mi) (No.)	NO_{xc} (≤3.1 gm/mi) (%)	Passed All Three (No.)	Passed All Three (%)
Chicago	26	11.8	17	7.7	108	49.1	9	4.1
Phoenix	25	11.4	16	7.3	138	62.7	9	4.1

TABLE 5

VEHICLES MEETING FEDERAL STANDARDS

CHICAGO

1972 FEDERAL STANDARDS

MODEL YEAR	# OF VEH.	HC ≤3.4 GM/MI NO.	HC ≤3.4 GM/MI %	CO ≤39 GM/MI NO.	CO ≤39 GM/MI %	PASSED BOTH NO.	PASSED BOTH %
1967	50	1	2.0	3	6.0	1	2.0
1968	30	3	10.0	3	10.0	3	10.0
1969	35	3	8.6	3	8.6	1	2.9
1970	40	5	12.5	5	12.5	2	5.0
1971	45	7	15.6	7	15.6	3	6.7
1972	50	15	30.0	14	28.0	10	20.0
1973	50	22	44.0	21	42.0	12	24.0
1974	50	22	44.0	19	38.0	15	30.0
1975	150	140	93.3	117	78.0	114	76.0
TOTALS (#011-510)	500	218	43.6	192	38.4	161	32.2
TOTALS (#011-100)	90	49	54.4	45	50.0	41	45.6
TOTALS (#011-127)	117	64	54.7	56	47.9	49	41.9
TOTALS (#011-230)	220	74	33.6	71	32.3	55	25.0

AUTOMOTIVE TESTING LABORATORIES, INC.
19900 E. COLFAX, AURORA, COLO. 80011

TABLE 5

VEHICLES MEETING FEDERAL STANDARDS

HOUSTON

1972 FEDERAL STANDARDS

MODEL YEAR	# OF VEH.	HC ≤3.4 GM/MI NO.	HC ≤3.4 GM/MI %	CO ≤39 GM/MI NO.	CO ≤39 GM/MI %	PASSED BOTH NO.	PASSED BOTH %
1967	0						
1968	0						
1969	0						
1970	0						
1971	0						
1972	25	7	28.0	8	32.0	5	20.0
1973	0						
1974	30	14	46.7	12	40.0	7	23.3
1975	35	33	94.3	24	68.6	24	68.6
TOTALS (#011-510)	0						
TOTALS (#011-100)	90	54	60.0	44	48.9	36	40.0
TOTALS (#011-127)	0						
TOTALS (#011-230)	0						

AUTOMOTIVE TESTING LABORATORIES,INC.
19900 E. COLFAX, AURORA, COLO. 80011

TABLE 5

VEHICLES MEETING FEDERAL STANDARDS

PHOENIX

1972 FEDERAL STANDARDS

MODEL YEAR	# OF VEH.	HC ≤3.4 GM/MI NO.	HC ≤3.4 GM/MI %	CO ≤39 GM/MI NO.	CO ≤39 GM/MI %	PASSED BOTH NO.	PASSED BOTH %
1967	26	1	3.8	0	0.0	0	0.0
1968	17	2	11.8	2	11.8	2	11.8
1969	18	0	0.0	1	5.6	0	0.0
1970	19	2	10.5	3	15.8	2	10.5
1971	23	5	21.7	4	17.4	2	8.7
1972	25	9	36.0	6	24.0	5	20.0
1973	27	15	55.6	11	40.7	11	40.7
1974	30	17	56.7	13	43.3	13	43.3
1975	35	33	94.3	22	62.9	22	62.9
TOTALS (#011-510)	0						
TOTALS (#011-100)	90	59	65.6	41	45.6	40	44.4
TOTALS (#011-127)	117	74	63.2	52	44.4	51	43.6
TOTALS (#011-230)	220	84	38.2	62	28.2	57	25.9

AUTOMOTIVE TESTING LABORATORIES, INC.
19900 E. COLFAX, AURORA, COLO. 80011

TABLE 5, CONT'D

VEHICLES MEETING FEDERAL STANDARDS

CHICAGO

1973/1974 FEDERAL STANDARDS

MODEL YEAR	# OF VEH.	HC ≤3.4 GM/MI NO.	HC ≤3.4 GM/MI %	CO ≤39 GM/MI NO.	CO ≤39 GM/MI %	NOXC ≤3.0 GM/MI NO.	NOXC ≤3.0 GM/MI %	PASSED ALL THREE NO.	PASSED ALL THREE %
1967	50	1	2.0	3	6.0	28	56.0	0	0.0
1968	30	3	10.0	3	10.0	12	40.0	0	0.0
1969	35	3	8.6	3	8.6	8	22.9	0	0.0
1970	40	5	12.5	5	12.5	15	37.5	2	5.0
1971	45	7	15.6	7	15.6	11	24.4	3	6.7
1972	50	15	30.0	14	28.0	9	18.0	1	2.0
1973	50	22	44.0	21	42.0	21	42.0	3	6.0
1974	50	22	44.0	19	38.0	30	60.0	9	18.0
1975	150	140	93.3	117	78.0	111	74.0	79	52.7
TOTALS (#011-510)	500	218	43.6	192	38.4	245	49.0	97	19.4
TOTALS (#011-100)	90	49	54.4	45	50.0	49	54.4	24	26.7
TOTALS (#011-127)	117	64	54.7	56	47.9	60	51.3	26	22.2
TOTALS (#011-230)	220	74	33.6	71	32.3	100	45.5	28	12.7

AUTOMOTIVE TESTING LABORATORIES,INC.
19900 E. COLFAX, AURORA, COLO. 80011

TABLE 5, CONT'D

VEHICLES MEETING FEDERAL STANDARDS

HOUSTON

1973/1974 FEDERAL STANDARDS

MODEL YEAR	# OF VEH.	HC ≤3.4 GM/MI NO.	HC ≤3.4 GM/MI %	CO ≤39 GM/MI NO.	CO ≤39 GM/MI %	NOXC ≤3.0 GM/MI NO.	NOXC ≤3.0 GM/MI %	PASSED ALL THREE NO.	PASSED ALL THREE %
1967	0								
1968	0								
1969	0								
1970	0								
1971	0								
1972	25	7	28.0	8	32.0	9	36.0	0	0.0
1973	0								
1974	30	14	46.7	12	40.0	18	60.0	5	16.7
1975	35	33	94.3	24	68.6	24	68.6	14	40.0
TOTALS (#011-510)	0								
TOTALS (#011-100)	90	54	60.0	44	48.9	51	56.7	19	21.1
TOTALS (#011-127)	0								
TOTALS (#011-230)	0								

AUTOMOTIVE TESTING LABORATORIES,INC.
19900 E. COLFAX, AURORA, COLO. 80011

TABLE 5, CONT'D

VEHICLES MEETING FEDERAL STANDARDS

PHOENIX

1973/1974 FEDERAL STANDARDS

MODEL YEAR	# OF VEH.	HC ≤3.4 GM/MI NO.	HC ≤3.4 GM/MI %	CO ≤39 GM/MI NO.	CO ≤39 GM/MI %	NOXC ≤3.0 GM/MI NO.	NOXC ≤3.0 GM/MI %	PASSED ALL THREE NO.	PASSED ALL THREE %
1967	26	1	3.8	0	0.0	21	80.8	0	0.0
1968	17	2	11.8	2	11.8	11	64.7	1	5.9
1969	18	0	0.0	1	5.6	6	33.3	0	0.0
1970	19	2	10.5	3	15.8	10	52.6	2	10.5
1971	23	5	21.7	4	17.4	8	34.8	1	4.3
1972	25	9	36.0	6	24.0	12	48.0	3	12.0
1973	27	15	55.6	11	40.7	21	77.8	8	29.6
1974	30	17	56.7	13	43.3	20	66.7	11	36.7
1975	35	33	94.3	22	62.9	26	74.3	17	48.6
TOTALS (#011-510)	0								
TOTALS (#011-100)	90	59	65.6	41	45.6	58	64.4	31	34.4
TOTALS (#011-127)	117	74	63.2	52	44.4	79	67.5	39	33.3
TOTALS (#011-230)	220	84	38.2	62	28.2	135	61.4	43	19.5

AUTOMOTIVE TESTING LABORATORIES, INC.
19900 E. COLFAX, AURORA, COLO. 80011

TABLE 5, CONT'D

VEHICLES MEETING FEDERAL STANDARDS

CHICAGO

1975 FEDERAL STANDARDS

MODEL YEAR	# OF VEH.	HC ≤1.5 GM/MI NO.	HC ≤1.5 GM/MI %	CO ≤15 GM/MI NO.	CO ≤15 GM/MI %	NOXC ≤3.1 GM/MI NO.	NOXC ≤3.1 GM/MI %	PASSED ALL THREE NO.	PASSED ALL THREE %
1967	50	0	0.0	0	0.0	30	60.0	0	0.0
1968	30	0	0.0	0	0.0	12	40.0	0	0.0
1969	35	0	0.0	0	0.0	6	17.1	0	0.0
1970	40	0	0.0	1	2.5	12	30.0	0	0.0
1971	45	0	0.0	0	0.0	12	26.7	0	0.0
1972	50	0	0.0	4	8.0	9	18.0	0	0.0
1973	50	0	0.0	3	6.0	24	48.0	0	0.0
1974	50	0	0.0	3	6.0	33	66.0	0	0.0
1975	150	109	72.7	68	45.3	122	81.3	47	31.3
TOTALS (#011-510)	500	109	21.8	79	15.8	260	52.0	47	9.4
TOTALS (#011-100)	90	26	28.9	17	18.9	53	58.9	9	10.0
TOTALS (#011-127)	117	26	22.2	17	14.5	67	57.3	9	7.7
TOTALS (#011-230)	220	26	11.8	17	7.7	108	49.1	9	4.1

AUTOMOTIVE TESTING LABORATORIES, INC.
19900 E. COLFAX, AURORA, COLO. 80011

TABLE 5, CONT'D

VEHICLES MEETING FEDERAL STANDARDS

HOUSTON

1975 FEDERAL STANDARDS

MODEL YEAR	# OF VEH.	HC ≤1.5 GM/MI NO.	HC ≤1.5 GM/MI %	CO ≤15 GM/MI NO.	CO ≤15 GM/MI %	NOXC ≤3.1 GM/MI NO.	NOXC ≤3.1 GM/MI %	PASSED ALL THREE NO.	PASSED ALL THREE %
1967	0								
1968	0								
1969	0								
1970	0								
1971	0								
1972	25	1	4.0	1	4.0	9	36.0	0	0.0
1973	0								
1974	30	1	3.3	3	10.0	20	66.7	1	3.3
1975	35	23	65.7	14	40.0	25	71.4	9	25.7
TOTALS (#011-510)	0								
TOTALS (#011-100)	90	25	27.8	18	20.0	54	60.0	10	11.1
TOTALS (#011-127)	0								
TOTALS (#011-230)	0								

AUTOMOTIVE TESTING LABORATORIES,INC.
19900 E. COLFAX, AURORA, COLO. 80011

TABLE 5, CONT'D

VEHICLES MEETING FEDERAL STANDARDS

PHOENIX

1975 FEDERAL STANDARDS

MODEL YEAR	# OF VEH.	HC ≤1.5 GM/MI NO.	HC ≤1.5 GM/MI %	CO ≤15 GM/MI NO.	CO ≤15 GM/MI %	NOXC ≤3.1 GM/MI NO.	NOXC ≤3.1 GM/MI %	PASSED ALL THREE NO.	PASSED ALL THREE %
1967	26	0	0.0	0	0.0	21	80.8	0	0.0
1968	17	0	0.0	0	0.0	11	64.7	0	0.0
1969	18	0	0.0	0	0.0	7	38.9	0	0.0
1970	19	0	0.0	0	0.0	10	52.6	0	0.0
1971	23	0	0.0	0	0.0	7	30.4	0	0.0
1972	25	0	0.0	1	4.0	14	56.0	0	0.0
1973	27	0	0.0	2	7.4	20	74.1	0	0.0
1974	30	2	6.7	3	10.0	21	70.0	0	0.0
1975	35	23	65.7	10	28.6	27	77.1	9	25.7
TOTALS (#011-510)	0								
TOTALS (#011-100)	90	25	27.8	14	15.6	62	68.9	9	10.0
TOTALS (#011-127)	117	25	21.4	16	13.7	82	70.1	9	7.7
TOTALS (#011-230)	220	25	11.4	16	7.3	138	62.7	9	4.1

AUTOMOTIVE TESTING LABORATORIES,INC.
19900 E. COLFAX, AURORA, COLO. 80011

3.1.3.2 Light Trucks Meeting Federal Exhaust Emission Standards - Summary data on the ten trucks tested in each site relative to the 1972 and 1973/1974 light-duty vehicle and the 1975 light-duty truck Federal Exhaust Emission Standards are presented on the three pages comprising Table 6 which follow. These data are further summarized on the following page.

Light Trucks Meeting 1972 Standards
Ten 1975 Models in Each Site

City	HC (≤3.4 gm/mi) (No.)	HC (≤3.4 gm/mi) (%)	CO (≤39 gm/mi) (No.)	CO (≤39 gm/mi) (%)	Passed Both (No.)	Passed Both (%)
Chicago	10	100.0	9	90.0	9	90.0
Houston	9	90.0	6	60.0	6	60.0
Phoenix	8	80.0	7	70.0	7	70.0

Light Trucks Meeting 1973-1974 Standards
Ten 1975 Models in Each Site

City	HC (≤3.4 gm/mi) (No.)	HC (≤3.4 gm/mi) (%)	CO (≤39 gm/mi) (No.)	CO (≤39 gm/mi) (%)	NO_{xc} (≤3.0 gm/mi) (No.)	NO_{xc} (≤3.0 gm/mi) (%)	Passed All Three (No.)	Passed All Three (%)
Chicago	10	100.0	9	90.0	10	100.0	9	90.0
Houston	9	90.0	6	60.0	8	80.0	5	50.0
Phoenix	8	80.0	7	70.0	8	80.0	6	60.0

Light Trucks Meeting 1975 Light Truck Standards
Ten 1975 Models in Each Site

City	HC (≤2.0 gm/mi) (No.)	HC (≤2.0 gm/mi) (%)	CO (≤20 gm/mi) (No.)	CO (≤20 gm/mi) (%)	NO_{xc} (≤3.1 gm/mi) (No.)	NO_{xc} (≤3.1 gm/mi) (%)	Passed All Three (No.)	Passed All Three (%)
Chicago	10	100.0	9	90.0	10	100.0	9	90.0
Houston	7	70.0	6	60.0	8	80.0	4	40.0
Phoenix	8	80.0	6	60.0	9	90.0	6	60.0

TABLE 6

1975 LIGHT-DUTY TRUCKS MEETING FEDERAL STANDARDS

CHICAGO

1975 FEDERAL STANDARDS FOR LIGHT-DUTY TRUCKS

MODEL	NO. OF VEH.	HC ≤2.0 GM/MI NO.	%	CO ≤20 GM/MI NO.	%	NOXC ≤3.1 GM/MI NO.	%	PASSED ALL THREE NO.	%
CHEVROLET	4	4	100.0	4	100.0	4	100.0	4	100.0
DODGE	1	1	100.0	1	100.0	1	100.0	1	100.0
FORD	4	4	100.0	3	75.0	4	100.0	3	75.0
GMC	1	1	100.0	1	100.0	1	100.0	1	100.0
TOTALS	10	10	100.0	9	90.0	10	100.0	9	90.0

1973/1974 FEDERAL STANDARDS

MODEL	NO. OF VEH.	HC ≤3.4 GM/MI NO.	%	CO ≤39 GM/MI NO.	%	NOXC ≤3.0 GM/MI NO.	%	PASSED ALL THREE NO.	%
CHEVROLET	4	4	100.0	4	100.0	4	100.0	4	100.0
DODGE	1	1	100.0	1	100.0	1	100.0	1	100.0
FORD	4	4	100.0	3	75.0	4	100.0	3	75.0
GMC	1	1	100.0	1	100.0	1	100.0	1	100.0
TOTALS	10	10	100.0	9	90.0	10	100.0	9	90.0

1972 FEDERAL STANDARDS

MODEL	NO. OF VEH.	HC ≤3.4 GM/MI NO.	%	CO ≤39 GM/MI NO.	%	PASSED BOTH NO.	%
CHEVROLET	4	4	100.0	4	100.0	4	100.0
DODGE	1	1	100.0	1	100.0	1	100.0
FORD	4	4	100.0	3	75.0	3	75.0
GMC	1	1	100.0	1	100.0	1	100.0
TOTALS	10	10	100.0	9	90.0	9	90.0

AUTOMOTIVE TESTING LABORATORIES,INC.
19900 E. COLFAX, AURORA, COLO. 80011

TABLE 6

1975 LIGHT-DUTY TRUCKS MEETING FEDERAL STANDARDS

HOUSTON

1975 FEDERAL STANDARDS FOR LIGHT-DUTY TRUCKS

MODEL	NO. OF VEH.	HC ≤2.0 GM/MI NO.	HC ≤2.0 GM/MI %	CO ≤20 GM/MI NO.	CO ≤20 GM/MI %	NOXC ≤3.1 GM/MI NO.	NOXC ≤3.1 GM/MI %	PASSED ALL THREE NO.	PASSED ALL THREE %
CHEVROLET	4	3	75.0	1	25.0	3	75.0	1	25.0
DODGE	1	0	0.0	0	0.0	1	100.0	0	0.0
FORD	4	3	75.0	4	100.0	3	75.0	2	50.0
GMC	1	1	100.0	1	100.0	1	100.0	1	100.0
TOTALS	10	7	70.0	6	60.0	8	80.0	4	40.0

1973/1974 FEDERAL STANDARDS

MODEL	NO. OF VEH.	HC ≤3.4 GM/MI NO.	HC ≤3.4 GM/MI %	CO ≤39 GM/MI NO.	CO ≤39 GM/MI %	NOXC ≤3.0 GM/MI NO.	NOXC ≤3.0 GM/MI %	PASSED ALL THREE NO.	PASSED ALL THREE %
CHEVROLET	4	4	100.0	1	25.0	3	75.0	1	25.0
DODGE	1	0	0.0	0	0.0	1	100.0	0	0.0
FORD	4	4	100.0	4	100.0	3	75.0	3	75.0
GMC	1	1	100.0	1	100.0	1	100.0	1	100.0
TOTALS	10	9	90.0	6	60.0	8	80.0	5	50.0

1972 FEDERAL STANDARDS

MODEL	NO. OF VEH.	HC ≤3.4 GM/MI NO.	HC ≤3.4 GM/MI %	CO ≤39 GM/MI NO.	CO ≤39 GM/MI %	PASSED BOTH NO.	PASSED BOTH %
CHEVROLET	4	4	100.0	1	25.0	1	25.0
DODGE	1	0	0.0	0	0.0	0	0.0
FORD	4	4	100.0	4	100.0	4	100.0
GMC	1	1	100.0	1	100.0	1	100.0
TOTALS	10	9	90.0	6	60.0	6	60.0

AUTOMOTIVE TESTING LABORATORIES,INC.
19900 E. COLFAX, AURORA, COLO. 80011

TABLE 6

1975 LIGHT-DUTY TRUCKS MEETING FEDERAL STANDARDS

PHOENIX

1975 FEDERAL STANDARDS FOR LIGHT-DUTY TRUCKS

MODEL	NO. OF VEH.	HC ≤2.0 GM/MI NO.	HC ≤2.0 GM/MI %	CO ≤20 GM/MI NO.	CO ≤20 GM/MI %	NOXC ≤3.1 GM/MI NO.	NOXC ≤3.1 GM/MI %	PASSED ALL THREE NO.	PASSED ALL THREE %
CHEVROLET	4	3	75.0	3	75.0	4	100.0	3	75.0
DODGE	1	1	100.0	0	0.0	1	100.0	0	0.0
FORD	4	3	75.0	2	50.0	3	75.0	2	50.0
GMC	1	1	100.0	1	100.0	1	100.0	1	100.0
TOTALS	10	8	80.0	6	60.0	9	90.0	6	60.0

1973/1974 FEDERAL STANDARDS

MODEL	NO. OF VEH.	HC ≤3.4 GM/MI NO.	HC ≤3.4 GM/MI %	CO ≤39 GM/MI NO.	CO ≤39 GM/MI %	NOXC ≤3.0 GM/MI NO.	NOXC ≤3.0 GM/MI %	PASSED ALL THREE NO.	PASSED ALL THREE %
CHEVROLET	4	3	75.0	3	75.0	4	100.0	3	75.0
DODGE	1	1	100.0	0	0.0	1	100.0	0	0.0
FORD	4	3	75.0	3	75.0	2	50.0	2	50.0
GMC	1	1	100.0	1	100.0	1	100.0	1	100.0
TOTALS	10	8	80.0	7	70.0	8	80.0	6	60.0

1972 FEDERAL STANDARDS

MODEL	NO. OF VEH.	HC ≤3.4 GM/MI NO.	HC ≤3.4 GM/MI %	CO ≤39 GM/MI NO.	CO ≤39 GM/MI %	PASSED BOTH NO.	PASSED BOTH %
CHEVROLET	4	3	75.0	3	75.0	3	75.0
DODGE	1	1	100.0	0	0.0	0	0.0
FORD	4	3	75.0	3	75.0	3	75.0
GMC	1	1	100.0	1	100.0	1	100.0
TOTALS	10	8	80.0	7	70.0	7	70.0

AUTOMOTIVE TESTING LABORATORIES,INC.
19900 E. COLFAX, AURORA, COLO. 80011

3.1.3.3 1972 Vehicles Meeting Federal 1972 Exhaust Emission Standards - Summary data on the 1972 models tested in each site relative to the 1972 Federal Emission Standards are presented on the three pages comprising Table 7 which follow. These data are further summarized below.

1972 Vehicles Meeting 1972 Standards

City	No. of Veh.	HC (≤3.4 gm/mi) (No.)	HC (≤3.4 gm/mi) (%)	CO (≤39 gm/mi) (No.)	CO (≤39 gm/mi) (%)	Passed Both (No.)	Passed Both (%)
Chicago	50	15	30.0	14	28.0	10	20.0
Houston	25	7	28.0	8	32.0	5	20.0
Phoenix	25	9	36.0	6	24.0	5	20.0

TABLE 7

1972 VEHICLES MEETING 1972 FEDERAL STANDARDS

CHICAGO

1972 FEDERAL TEST PROCEDURE

MODEL	NO. OF VEH.	HC ≤3.4 GM/MI NO.	HC ≤3.4 GM/MI %	CO ≤39 GM/MI NO.	CO ≤39 GM/MI %	PASSED BOTH NO.	PASSED BOTH %
AMC	2	1	50.0	1	50.0	1	50.0
BUICK	4	0	0.0	0	0.0	0	0.0
CADILLAC	1	1	100.0	0	0.0	0	0.0
CHEVROLET	11	2	18.2	4	36.4	2	18.2
CHRYSLER	1	0	0.0	0	0.0	0	0.0
DODGE	3	2	66.7	1	33.3	1	33.3
FORD	9	2	22.2	2	22.2	1	11.1
LINCOLN	1	0	0.0	0	0.0	0	0.0
MERCURY	2	0	0.0	0	0.0	0	0.0
OLDSMOBILE	4	2	50.0	1	25.0	1	25.0
PLYMOUTH	3	1	33.3	1	33.3	0	0.0
PONTIAC	3	1	33.3	1	33.3	1	33.3
IMPORTS							
CAPRI	1	1	100.0	1	100.0	1	100.0
DATSUN	1	1	100.0	1	100.0	1	100.0
OPEL	1	0	0.0	0	0.0	0	0.0
TOYOTA	1	1	100.0	1	100.0	1	100.0
VW	2	0	0.0	0	0.0	0	0.0
TOTALS	50	15	30.0	14	28.0	10	20.0

AUTOMOTIVE TESTING LABORATORIES,INC.
19900 E. COLFAX, AURORA, COLO. 80011

TABLE 7

1972 VEHICLES MEETING 1972 FEDERAL STANDARDS

HOUSTON

1972 FEDERAL TEST PROCEDURE

MODEL	NO. OF VEH.	HC ≤3.4 GM/MI NO.	HC ≤3.4 GM/MI %	CO ≤39 GM/MI NO.	CO ≤39 GM/MI %	PASSED BOTH NO.	PASSED BOTH %
AMC	1	1	100.0	1	100.0	1	100.0
BUICK	1	1	100.0	1	100.0	1	100.0
CADILLAC	1	1	100.0	1	100.0	1	100.0
CHEVROLET	6	1	16.7	1	16.7	0	0.0
CHRYSLER	0						
DODGE	1	0	0.0	1	100.0	0	0.0
FORD	5	1	20.0	1	20.0	1	20.0
LINCOLN	0						
MERCURY	1	0	0.0	0	0.0	0	0.0
OLDSMOBILE	1	0	0.0	0	0.0	0	0.0
PLYMOUTH	2	0	0.0	0	0.0	0	0.0
PONTIAC	2	1	50.0	0	0.0	0	0.0
IMPORTS							
CAPRI	0						
DATSUN	1	0	0.0	1	100.0	0	0.0
OPEL	0						
TOYOTA	1	1	100.0	1	100.0	1	100.0
VW	2	0	0.0	0	0.0	0	0.0
TOTALS	25	7	28.0	8	32.0	5	20.0

AUTOMOTIVE TESTING LABORATORIES, INC.
19900 E. COLFAX, AURORA, COLO. 80011

TABLE 7

1972 VEHICLES MEETING 1972 FEDERAL STANDARDS

PHOENIX

1972 FEDERAL TEST PROCEDURE

MODEL	NO. OF VEH.	HC ≤3.4 GM/MI NO.	HC ≤3.4 GM/MI %	CO ≤39 GM/MI NO.	CO ≤39 GM/MI %	PASSED BOTH NO.	PASSED BOTH %
AMC	1	1	100.0	1	100.0	1	100.0
BUICK	1	0	0.0	0	0.0	0	0.0
CADILLAC	1	1	100.0	0	0.0	0	0.0
CHEVROLET	6	1	16.7	0	0.0	0	0.0
CHRYSLER	0						
DODGE	1	1	100.0	1	100.0	1	100.0
FORD	5	0	0.0	0	0.0	0	0.0
LINCOLN	0						
MERCURY	1	0	0.0	0	0.0	0	0.0
OLDSMOBILE	1	0	0.0	0	0.0	0	0.0
PLYMOUTH	2	1	50.0	0	0.0	0	0.0
PONTIAC	2	1	50.0	1	50.0	0	0.0
IMPORTS							
CAPRI	0						
DATSUN	1	1	100.0	1	100.0	1	100.0
OPEL	0						
TOYOTA	1	1	100.0	1	100.0	1	100.0
VW	2	1	50.0	1	50.0	1	50.0
TOTALS	25	9	36.0	6	24.0	5	20.0

AUTOMOTIVE TESTING LABORATORIES, INC.
19900 E. COLFAX, AURORA, COLO. 80011

3.1.3.4 1973 Vehicles Meeting Federal 1973 Exhaust Emission Standards - Summary data on the 1973 models tested in each site relative to the 1973 Federal Emission Standards are presented on the two pages comprising Table 8 which follow. These data are further summarized below.

1973 Vehicles Meeting 1973 Standards

City	No. of Veh.	HC (≤3.4 gm/mi) (No.)	HC (≤3.4 gm/mi) (%)	CO (≤39 gm/mi) (No.)	CO (≤39 gm/mi) (%)	NO_{xc} (≤3.0 gm/mi) (No.)	NO_{xc} (≤3.0 gm/mi) (%)	Passed All Three (No.)	Passed All Three (%)
Chicago	50	22	44.0	21	42.0	21	42.0	3	6.0
Phoenix	27	15	55.6	11	40.7	21	77.8	8	29.6

TABLE 8

1973 VEHICLES MEETING 1973 FEDERAL STANDARDS

CHICAGO

1973 FEDERAL TEST PROCEDURE

MODEL	NO. OF VEH.	HC ≤3.4 GM/MI NO.	HC ≤3.4 GM/MI %	CO ≤39 GM/MI NO.	CO ≤39 GM/MI %	NOXC ≤3.0 GM/MI NO.	NOXC ≤3.0 GM/MI %	PASSED ALL THREE NO.	PASSED ALL THREE %
AMC	1	1	100.0	1	100.0	0	0.0	0	0.0
BUICK	4	2	50.0	1	25.0	2	50.0	0	0.0
CADILLAC	1	1	100.0	0	0.0	0	0.0	0	0.0
CHEVROLET	11	4	36.4	4	36.4	6	54.5	0	0.0
CHRYSLER	1	0	0.0	0	0.0	0	0.0	0	0.0
DODGE	3	2	66.7	1	33.3	1	33.3	0	0.0
FORD	9	3	33.3	2	22.2	4	44.4	1	11.1
LINCOLN	0								
MERCURY	2	1	50.0	1	50.0	1	50.0	0	0.0
OLDSMOBILE	4	3	75.0	3	75.0	2	50.0	1	25.0
PLYMOUTH	3	1	33.3	1	33.3	0	0.0	0	0.0
PONTIAC	4	0	0.0	2	50.0	1	25.0	0	0.0
IMPORTS									
CAPRI	1	1	100.0	0	0.0	1	100.0	0	0.0
DATSUN	1	0	0.0	1	100.0	0	0.0	0	0.0
MAZDA	1	0	0.0	1	100.0	1	100.0	0	0.0
OPEL	1	0	0.0	0	0.0	1	100.0	0	0.0
TOYOTA	1	1	100.0	1	100.0	1	100.0	1	100.0
VW	2	2	100.0	2	100.0	0	0.0	0	0.0
TOTALS	50	22	44.0	21	42.0	21	42.0	3	6.0

AUTOMOTIVE TESTING LABORATORIES,INC.
19900 E. COLFAX, AURORA, COLO. 80011

TABLE 8

1973 VEHICLES MEETING 1973 FEDERAL STANDARDS

HOUSTON

1973 FEDERAL TEST PROCEDURE

MODEL	NO. OF VEH.	HC ≤3.4 GM/MI NO.	HC ≤3.4 GM/MI %	CO ≤39 GM/MI NO.	CO ≤39 GM/MI %	NOXC ≤3.0 GM/MI NO.	NOXC ≤3.0 GM/MI %	PASSED ALL THREE NO.	PASSED ALL THREE %
AMC	0								
BUICK	0								
CADILLAC	0								
CHEVROLET	0								
CHRYSLER	0								
DODGE	0								
FORD	0								
LINCOLN	0								
MERCURY	0								
OLDSMOBILE	0								
PLYMOUTH	0								
PONTIAC	0								
IMPORTS									
CAPRI	0								
DATSUN	0								
MAZDA	0								
OPEL	0								
TOYOTA	0								
VW	0								
TOTALS	0	0	0.0	0	0.0	0	0.0	0	0.0

AUTOMOTIVE TESTING LABORATORIES, INC.
19900 E. COLFAX, AURORA, COLO. 80011

TABLE 8

1973 VEHICLES MEETING 1973 FEDERAL STANDARDS

PHOENIX

1973 FEDERAL TEST PROCEDURE

MODEL	NO. OF VEH.	HC ≤3.4 GM/MI NO.	HC ≤3.4 GM/MI %	CO ≤39 GM/MI NO.	CO ≤39 GM/MI %	NOXC ≤3.0 GM/MI NO.	NOXC ≤3.0 GM/MI %	PASSED ALL THREE NO.	PASSED ALL THREE %
AMC	1	1	100.0	1	100.0	1	100.0	1	100.0
BUICK	1	1	100.0	1	100.0	1	100.0	1	100.0
CADILLAC	1	0	0.0	0	0.0	1	100.0	0	0.0
CHEVROLET	6	4	66.7	2	33.3	5	83.3	1	16.7
CHRYSLER	0								
DODGE	1	0	0.0	0	0.0	0	0.0	0	0.0
FORD	5	1	20.0	1	20.0	3	60.0	0	0.0
LINCOLN	0								
MERCURY	1	1	100.0	0	0.0	0	0.0	0	0.0
OLDSMOBILE	2	2	100.0	2	100.0	1	50.0	1	50.0
PLYMOUTH	2	0	0.0	0	0.0	2	100.0	0	0.0
PONTIAC	2	1	50.0	1	50.0	2	100.0	1	50.0
IMPORTS									
CAPRI	0								
DATSUN	1	1	100.0	1	100.0	1	100.0	1	100.0
MAZDA	0								
OPEL	1	1	100.0	0	0.0	1	100.0	0	0.0
TOYOTA	1	1	100.0	1	100.0	1	100.0	1	100.0
VW	2	1	50.0	1	50.0	2	100.0	1	50.0
TOTALS	27	15	55.6	11	40.7	21	77.8	8	29.6

AUTOMOTIVE TESTING LABORATORIES, INC.
19900 E. COLFAX, AURORA, COLO. 80011

3.1.3.5 1974 Vehicles Meeting Federal 1974 Exhaust Emission Standards - Summary data on the 1974 models tested in each site relative to the 1974 Federal Emission Standards are presented on the three pages comprising Table 9 which follow. These data are further summarized below.

1974 Vehicles Meeting 1974 Standards

City	No. of Veh.	HC (≤3.4 gm/mi) (No.)	HC (≤3.4 gm/mi) (%)	CO (≤39 gm/mi) (No.)	CO (≤39 gm/mi) (%)	NO_{xc} (≤3.0 gm/mi) (No.)	NO_{xc} (≤3.0 gm/mi) (%)	Passed All Three (No.)	Passed All Three (%)
Chicago	50	22	44.0	19	38.0	30	60.0	9	18.0
Phoenix	30	14	46.7	12	40.0	18	60.0	5	16.7
Houston	30	17	56.7	13	43.3	20	66.7	11	36.7

TABLE 9

1974 VEHICLES MEETING 1974 FEDERAL STANDARDS

CHICAGO

1974 FEDERAL TEST PROCEDURE

MODEL	NO. OF VEH.	HC ≤3.4 GM/MI NO.	HC ≤3.4 GM/MI %	CO ≤39 GM/MI NO.	CO ≤39 GM/MI %	NOXC ≤3.0 GM/MI NO.	NOXC ≤3.0 GM/MI %	PASSED ALL THREE NO.	PASSED ALL THREE %
AMC	1	0	0.0	0	0.0	0	0.0	0	0.0
BUICK	3	1	33.3	2	66.7	3	100.0	1	33.3
CADILLAC	1	0	0.0	0	0.0	1	100.0	0	0.0
CHEVROLET	10	5	50.0	4	40.0	7	70.0	1	10.0
CHRYSLER	1	0	0.0	0	0.0	0	0.0	0	0.0
DODGE	3	1	33.3	1	33.3	1	33.3	0	0.0
FORD	8	4	50.0	2	25.0	2	25.0	0	0.0
LINCOLN	1	0	0.0	0	0.0	0	0.0	0	0.0
MERCURY	2	0	0.0	1	50.0	1	50.0	0	0.0
OLDSMOBILE	4	4	100.0	3	75.0	3	75.0	3	75.0
PLYMOUTH	3	1	33.3	1	33.3	2	66.7	1	33.3
PONTIAC	4	1	25.0	2	50.0	3	75.0	1	25.0
IMPORTS									
CAPRI	1	1	100.0	0	0.0	1	100.0	0	0.0
DATSUN	2	2	100.0	1	50.0	2	100.0	1	50.0
MAZDA	1	0	0.0	0	0.0	1	100.0	0	0.0
OPEL	1	0	0.0	0	0.0	1	100.0	0	0.0
TOYOTA	2	1	50.0	1	50.0	0	0.0	0	0.0
VW	2	1	50.0	1	50.0	2	100.0	1	50.0
TOTALS	50	22	44.0	19	38.0	30	60.0	9	18.0

AUTOMOTIVE TESTING LABORATORIES, INC.
19900 E. COLFAX, AURORA, COLO. 80011

TABLE 9

1974 VEHICLES MEETING 1974 FEDERAL STANDARDS

HOUSTON

1974 FEDERAL TEST PROCEDURE

MODEL	NO. OF VEH.	HC ≤3.4 GM/MI NO.	HC ≤3.4 GM/MI %	CO ≤39 GM/MI NO.	CO ≤39 GM/MI %	NOXC ≤3.0 GM/MI NO.	NOXC ≤3.0 GM/MI %	PASSED ALL THREE NO.	PASSED ALL THREE %
AMC	1	0	0.0	0	0.0	0	0.0	0	0.0
BUICK	2	0	0.0	1	50.0	1	50.0	0	0.0
CADILLAC	0								
CHEVROLET	6	6	100.0	1	16.7	5	83.3	1	16.7
CHRYSLER	0								
DODGE	2	0	0.0	0	0.0	1	50.0	0	0.0
FORD	5	4	80.0	3	60.0	4	80.0	2	40.0
LINCOLN	1	0	0.0	0	0.0	0	0.0	0	0.0
MERCURY	1	0	0.0	0	0.0	0	0.0	0	0.0
OLDSMOBILE	3	2	66.7	3	100.0	1	33.3	1	33.3
PLYMOUTH	2	0	0.0	0	0.0	2	100.0	0	0.0
PONTIAC	2	0	0.0	1	50.0	1	50.0	0	0.0
IMPORTS									
CAPRI	0								
DATSUN	1	1	100.0	1	100.0	1	100.0	1	100.0
MAZDA	1	0	0.0	1	100.0	1	100.0	0	0.0
OPEL	0								
TOYOTA	1	1	100.0	0	0.0	0	0.0	0	0.0
VW	2	0	0.0	1	50.0	1	50.0	0	0.0
TOTALS	30	14	46.7	12	40.0	18	60.0	5	16.7

AUTOMOTIVE TESTING LABORATORIES, INC.
19900 E. COLFAX, AURORA, COLO. 80011

TABLE 9

1974 VEHICLES MEETING 1974 FEDERAL STANDARDS

PHOENIX

1974 FEDERAL TEST PROCEDURE

MODEL	NO. OF VEH.	HC ≤3.4 GM/MI NO.	HC ≤3.4 GM/MI %	CO ≤39 GM/MI NO.	CO ≤39 GM/MI %	NOXC ≤3.0 GM/MI NO.	NOXC ≤3.0 GM/MI %	PASSED ALL THREE NO.	PASSED ALL THREE %
AMC	1	1	100.0	0	0.0	0	0.0	0	0.0
BUICK	2	0	0.0	0	0.0	1	50.0	0	0.0
CADILLAC	0								
CHEVROLET	6	6	100.0	4	66.7	6	100.0	4	66.7
CHRYSLER	0								
DODGE	2	0	0.0	0	0.0	0	0.0	0	0.0
FORD	5	1	20.0	1	20.0	3	60.0	1	20.0
LINCOLN	1	0	0.0	0	0.0	0	0.0	0	0.0
MERCURY	1	1	100.0	1	100.0	0	0.0	0	0.0
OLDSMOBILE	3	3	100.0	2	66.7	3	100.0	2	66.7
PLYMOUTH	2	0	0.0	0	0.0	1	50.0	0	0.0
PONTIAC	2	2	100.0	2	100.0	2	100.0	2	100.0
IMPORTS									
CAPRI	0								
DATSUN	1	1	100.0	1	100.0	1	100.0	1	100.0
MAZDA	1	1	100.0	1	100.0	1	100.0	1	100.0
OPEL	0								
TOYOTA	1	1	100.0	1	100.0	0	0.0	0	0.0
VW	2	0	0.0	0	0.0	2	100.0	0	0.0
TOTALS	30	17	56.7	13	43.3	20	66.7	11	36.7

AUTOMOTIVE TESTING LABORATORIES, INC.
19900 E. COLFAX, AURORA, COLO. 80011

3.1.3.6 1975 Vehicles Meeting Federal 1975 Exhaust Emission Standards - Summary data on the 1975 models tested in each site relative to the 1975 Federal Emission Standards are presented on the three pages comprising Table 10 which follow. These data are further summarized below.

1975 Vehicles Meeting 1975 Standards

City	No. of Veh.	HC (≤1.5 gm/mi) (No.)	HC (≤1.5 gm/mi) (%)	CO (≤15 gm/mi) (No.)	CO (≤15 gm/mi) (%)	NO_{xc} (≤3.1 gm/mi) (No.)	NO_{xc} (≤3.1 gm/mi) (%)	Passed All Three (No.)	Passed All Three (%)
Chicago	150	109	72.7	68	45.3	122	81.3	47	31.3
Houston	35	23	65.7	14	40.0	25	71.4	9	25.7
Phoenix	35	23	65.7	10	28.6	27	77.1	9	25.7

TABLE 10

1975 VEHICLES MEETING 1975 FEDERAL STANDARDS

CHICAGO

1975 FEDERAL TEST PROCEDURE

MODEL	NO. OF VEH.	HC ≤1.5 GM/MI NO.	HC ≤1.5 GM/MI %	CO ≤15 GM/MI NO.	CO ≤15 GM/MI %	NOXC ≤3.1 GM/MI NO.	NOXC ≤3.1 GM/MI %	PASSED ALL THREE NO.	PASSED ALL THREE %
AMC	4	3	75.0	2	50.0	4	100.0	2	50.0
BUICK	10	6	60.0	4	40.0	8	80.0	2	20.0
CADILLAC	4	2	50.0	1	25.0	4	100.0	1	25.0
CHEVROLET	29	25	86.2	17	58.6	22	75.9	11	37.9
CHRYSLER	3	1	33.3	0	0.0	3	100.0	0	0.0
DODGE	8	5	62.5	1	12.5	8	100.0	1	12.5
FORD	24	20	83.3	12	50.0	20	83.3	9	37.5
LINCOLN	1	0	0.0	0	0.0	1	100.0	0	0.0
MERCURY	6	5	83.3	2	33.3	3	50.0	0	0.0
OLDSMOBILE	11	9	81.8	6	54.5	11	100.0	6	54.5
PLYMOUTH	9	8	88.9	5	55.6	8	88.9	4	44.4
PONTIAC	11	6	54.5	3	27.3	8	72.7	1	9.1
IMPORTS									
AUDI	1	1	100.0	1	100.0	1	100.0	1	100.0
CAPRI	3	2	66.7	0	0.0	3	100.0	0	0.0
COLT	1	1	100.0	1	100.0	1	100.0	1	100.0
DATSUN	4	2	50.0	2	50.0	2	50.0	2	50.0
FIAT	2	2	100.0	0	0.0	2	100.0	0	0.0
HONDA	2	1	50.0	2	100.0	2	100.0	1	50.0
MAZDA	2	2	100.0	1	50.0	2	100.0	1	50.0
MERC.-BENZ	1	1	100.0	1	100.0	0	0.0	0	0.0
MG	1	1	100.0	0	0.0	1	100.0	0	0.0
OPEL	2	0	0.0	2	100.0	1	50.0	0	0.0
PORSCHE	1	0	0.0	0	0.0	1	100.0	0	0.0
TOYOTA	4	2	50.0	2	50.0	1	25.0	1	25.0
VW	5	4	80.0	3	60.0	5	100.0	3	60.0
VOLVO	1	0	0.0	0	0.0	0	0.0	0	0.0
TOTALS	150	109	72.7	68	45.3	122	81.3	47	31.3

AUTOMOTIVE TESTING LABORATORIES,INC.
19900 E. COLFAX, AURORA, COLO. 80011

TABLE 10

1975 VEHICLES MEETING 1975 FEDERAL STANDARDS

HOUSTON

1975 FEDERAL TEST PROCEDURE

MODEL	NO. OF VEH.	HC ≤1.5 GM/MI NO.	HC ≤1.5 GM/MI %	CO ≤15 GM/MI NO.	CO ≤15 GM/MI %	NOXC ≤3.1 GM/MI NO.	NOXC ≤3.1 GM/MI %	PASSED ALL THREE NO.	PASSED ALL THREE %
AMC	1	1	100.0	0	0.0	1	100.0	0	0.0
BUICK	3	2	66.7	2	66.7	3	100.0	2	66.7
CADILLAC	1	0	0.0	0	0.0	1	100.0	0	0.0
CHEVROLET	6	5	83.3	2	33.3	4	66.7	1	16.7
CHRYSLER	1	0	0.0	0	0.0	1	100.0	0	0.0
DODGE	2	2	100.0	1	50.0	2	100.0	1	50.0
FORD	5	4	80.0	5	100.0	2	40.0	1	20.0
LINCOLN	0								
MERCURY	2	2	100.0	1	50.0	1	50.0	1	50.0
OLDSMOBILE	3	1	33.3	1	33.3	3	100.0	1	33.3
PLYMOUTH	2	2	100.0	0	0.0	2	100.0	0	0.0
PONTIAC	3	1	33.3	0	0.0	1	33.3	0	0.0
IMPORTS									
AUDI	0								
CAPRI	1	1	100.0	1	100.0	1	100.0	1	100.0
COLT	0								
DATSUN	1	0	0.0	0	0.0	0	0.0	0	0.0
FIAT	0								
HONDA	1	1	100.0	1	100.0	1	100.0	1	100.0
MAZDA	0								
MERC.-BENZ	0								
MG	0								
OPEL	0								
PORSCHE	0								
TOYOTA	1	0	0.0	0	0.0	0	0.0	0	0.0
VW	2	1	50.0	0	0.0	2	100.0	0	0.0
VOLVO	0								
TOTALS	35	23	65.7	14	40.0	25	71.4	9	25.7

AUTOMOTIVE TESTING LABORATORIES,INC.
19900 E. COLFAX, AURORA, COLO. 80011

TABLE 10

1975 VEHICLES MEETING 1975 FEDERAL STANDARDS

PHOENIX

1975 FEDERAL TEST PROCEDURE

MODEL	NO. OF VEH.	HC ≤1.5 GM/MI NO.	HC ≤1.5 GM/MI %	CO ≤15 GM/MI NO.	CO ≤15 GM/MI %	NOXC ≤3.1 GM/MI NO.	NOXC ≤3.1 GM/MI %	PASSED ALL THREE NO.	PASSED ALL THREE %
AMC	1	1	100.0	1	100.0	0	0.0	0	0.0
BUICK	3	2	66.7	0	0.0	2	66.7	0	0.0
CADILLAC	1	1	100.0	0	0.0	1	100.0	0	0.0
CHEVROLET	6	2	33.3	2	33.3	4	66.7	2	33.3
CHRYSLER	1	1	100.0	0	0.0	1	100.0	0	0.0
DODGE	2	2	100.0	0	0.0	2	100.0	0	0.0
FORD	5	5	100.0	3	60.0	5	100.0	3	60.0
LINCOLN	0								
MERCURY	2	2	100.0	0	0.0	1	50.0	0	0.0
OLDSMOBILE	3	2	66.7	2	66.7	3	100.0	2	66.7
PLYMOUTH	2	0	0.0	0	0.0	0	0.0	0	0.0
PONTIAC	3	0	0.0	0	0.0	3	100.0	0	0.0
IMPORTS									
AUDI	0								
CAPRI	1	1	100.0	0	0.0	1	100.0	0	0.0
COLT	0								
DATSUN	1	0	0.0	0	0.0	1	100.0	0	0.0
FIAT	0								
HONDA	1	1	100.0	1	100.0	1	100.0	1	100.0
MAZDA	0								
MERC.-BENZ	0								
MG	0								
OPEL	0								
PORSCHE	0								
TOYOTA	1	1	100.0	0	0.0	0	0.0	0	0.0
VW	2	2	100.0	1	50.0	2	100.0	1	50.0
VOLVO	0								
TOTALS	35	23	65.7	10	28.6	27	77.1	9	25.7

AUTOMOTIVE TESTING LABORATORIES, INC.
19900 E. COLFAX, AURORA, COLO. 80011

3.2 HIGHWAY FUEL ECONOMY AND EMISSIONS

Fuel economy and emissions data developed by the Highway Fuel Economy Test are summarized in the one page comprising Table 10A which follows. These data are further summarized below:

Highway Fuel Economy Test
Forty-Five 1975 Models in Each Site

Site	HC (gm/mi)		CO (gm/mi)		NO_{xc}(gm/mi)		mpg	
	mean	S.D.	mean	S.D.	mean	S.D.	mean	S.D.
Chicago	0.30	0.28	6.1	10.0	2.85	1.14	18.0	4.14
Houston	0.32	0.31	5.2	10.3	3.16	1.73	18.1	4.09
Phoenix	0.41	0.50	7.1	12.5	3.02	1.40	19.3	4.20

TABLE 10A

HIGHWAY FUEL ECONOMY TEST

CHICAGO

MFG.	NUMBER OF VEHICLE	AVERAGE MILEAGE	HC MEAN	HC S.D.	CO MEAN	CO S.D.	CO2 MEAN	CO2 S.D.	NOXC MEAN	NOXC S.D.	FUEL ECONOMY FTP MEAN	FUEL ECONOMY FTP S.D.
A.M.C.	1	7233	0.20	0.00	3.7	0.0	443.6	0.0	1.42	0.00	19.7	0.00
G.M.	16	9154	0.22	0.20	7.5	10.3	496.9	79.7	2.87	1.40	17.4	2.86
CHRY.	5	5744	0.32	0.51	12.4	23.2	455.4	90.3	2.85	0.73	18.6	4.12
FORD	7	5232	0.44	0.19	6.0	3.3	543.4	126.2	3.11	1.22	16.0	3.69
IMPORTS	6	4927	0.47	0.36	3.8	1.8	294.0	48.7	3.15	1.42	29.4	4.76
TRUCKS	10	3145	0.21	0.22	2.1	3.9	545.0	43.8	2.58	0.57	16.2	1.35
TOTALS	45	6223	0.30	0.28	6.1	10.0	482.0	110.7	2.85	1.14	18.0	4.14

HOUSTON

MFG.	NUMBER OF VEHICLE	AVERAGE MILEAGE	HC MEAN	HC S.D.	CO MEAN	CO S.D.	CO2 MEAN	CO2 S.D.	NOXC MEAN	NOXC S.D.	FUEL ECONOMY FTP MEAN	FUEL ECONOMY FTP S.D.
A.M.C.	1	6349	0.43	0.00	3.1	0.0	408.2	0.0	1.97	0.00	21.4	0.00
G.M.	16	13344	0.17	0.15	4.9	12.3	508.3	84.7	3.37	2.02	17.2	2.92
CHRY.	5	8496	0.12	0.08	1.9	3.3	461.8	106.6	2.92	0.75	19.1	4.57
FORD	7	8093	0.36	0.09	2.9	1.2	514.1	89.8	4.01	1.98	17.1	2.97
IMPORTS	6	6500	0.69	0.45	12.1	15.4	295.3	51.1	2.95	2.20	28.0	4.51
TRUCKS	10	11090	0.38	0.38	5.2	9.2	541.2	87.9	2.58	1.04	16.1	2.56
TOTALS	45	10420	0.32	0.31	5.2	10.3	480.7	112.2	3.16	1.73	18.1	4.09

PHOENIX

MFG.	NUMBER OF VEHICLE	AVERAGE MILEAGE	HC MEAN	HC S.D.	CO MEAN	CO S.D.	CO2 MEAN	CO2 S.D.	NOXC MEAN	NOXC S.D.	FUEL ECONOMY FTP MEAN	FUEL ECONOMY FTP S.D.
A.M.C.	1	9832	0.79	0.00	2.6	0.0	348.9	0.0	4.85	0.00	25.0	0.00
G.M.	16	12827	0.32	0.53	10.2	18.3	471.8	80.8	2.65	1.12	18.2	3.11
CHRY.	5	6384	0.15	0.06	3.6	3.6	423.5	79.8	3.99	2.12	20.7	3.99
FORD	7	11809	0.40	0.20	3.9	2.2	508.3	77.4	2.95	1.19	17.2	2.63
IMPORTS	6	6033	0.61	0.46	11.1	13.8	273.0	44.0	2.81	2.21	30.4	4.73
TRUCKS	10	8462	0.51	0.70	4.4	6.7	495.7	52.8	3.12	0.78	17.6	1.79
TOTALS	45	10010	0.41	0.50	7.1	12.5	448.2	100.9	3.02	1.40	19.3	4.20

EMISSION RESULTS IN GRAMS PER MILE

FUEL ECONOMY IN MILES PER GALLON

FUEL ECONOMY CALCULATIONS ASSUME A 1:1.85 CARBON TO HYDROGEN RATIO

AUTOMOTIVE TESTING LABORATORIES, INC.
19900 E. COLFAX, AURORA, COLO. 80011

3.3 MODAL EMISSIONS AND FUEL ECONOMY

Mean modal emissions and fuel economy data developed by the Surveillance Driving Sequence and Steady State Procedures are summarized in the three pages comprising Table 11 which follow. Both passenger cars and light trucks are contained in the summarization.

Within the Surveillance Driving Sequence, the highest NO_x emissions were measured during the acceleration modes, particularly those modes which include operation at the higher speeds. The lower speed deceleration modes produce the lower mass NO_x emissions. The highest HC emissions occur during low speed accelerations while the lowest HC emissions occur during the deceleration modes. CO emissions tend to follow this same pattern. Best fuel economy occurs during the deceleration modes, particularly those encompassing the higher speeds.

Steady State data indicate a general lowering of mass HC and CO emissions as the speed is increased. The reverse is true of the emission of NO_x. Best fuel economy appears at 30 miles per hour of the speeds measured.

These observations are generally noted for the vehicles tested in each site. Also, agreement between the actual bag and calculated bag results is generally within 10% at each site.

TABLE 11

SUMMARY OF MODAL EMISSIONS RESULTS ON
45 1975 MODEL-YEAR VEHICLES

CHICAGO

MODE NO.	FROM-TO (MPH)	DISTANCE (MILES)	TIME (SEC)	HC	CO	CO2	NOX	FUEL ECON
1	00-30	0.0602	12	2.35	64.5	1222.8	4.76	6.66
2	30-00	0.0741	16	0.38	6.6	426.1	0.55	20.28
3	00-15	0.0201	8	1.83	44.7	1356.7	1.72	6.20
4	15-30	0.0705	11	0.84	20.3	839.3	2.25	10.16
5	30-45	0.1360	13	0.64	13.7	732.0	3.60	11.75
6	45-30	0.1268	12	0.22	2.6	269.9	0.65	32.31
7	30-60	0.2163	17	1.90	102.0	889.8	5.76	8.40
8	60-45	0.1716	12	0.28	2.6	284.8	1.52	30.63
9	45-60	0.2043	14	0.72	24.9	747.6	5.68	11.25
10	60-15	0.3367	30	0.42	3.5	273.2	1.05	31.70
11	15-60	0.3136	26	1.44	65.0	911.7	6.90	8.72
12	60-00	0.1973	21	0.57	4.3	284.3	1.23	30.31
13	00-60	0.3313	32	1.35	55.0	970.4	7.42	8.36
14	60-30	0.2994	23	0.33	3.4	260.4	1.11	33.28
15	30-15	0.0579	9	0.23	5.9	327.8	0.55	26.27
16	15-00	0.0173	8	1.12	34.0	811.6	0.51	10.22
17	00-45	0.1759	22	1.38	42.6	981.7	5.84	8.43
18	45-15	0.1392	16	0.27	4.7	276.1	0.59	31.21
19	15-45	0.1528	18	1.18	38.2	915.0	5.15	9.07
20	45-00	0.1304	19	0.39	7.0	322.5	0.61	26.52
21	00-60	0.2654	25	2.54	126.7	1024.9	6.68	7.20
22	60-00	0.2634	28	0.52	5.4	291.0	1.02	29.48
23	00-30	0.0737	15	1.59	44.8	1092.4	4.42	7.60
24	30-60	0.3134	25	0.84	30.8	783.8	5.80	10.63
25	60-30	0.2362	18	0.33	3.6	254.0	1.18	34.04
26	30-00	0.0444	10	0.35	9.3	442.1	0.78	19.38
27	00-60	0.4009	38	0.99	34.3	864.3	6.31	9.63
28	60-00	0.3293	35	0.45	5.9	298.2	0.99	28.73
29	00-30	0.0886	18	1.31	36.9	988.2	3.52	8.45
30	30-60	0.2599	21	1.25	60.1	843.8	5.85	9.42
31	60-30	0.1813	14	0.30	3.9	253.0	1.27	34.13
32	30-00	0.0592	13	0.39	10.3	423.0	0.65	20.15
TOTAL CALCULATED RESULTS				0.73	22.9	580.8	3.16	14.34
TOTAL BAG RESULTS				0.74	24.1	585.2	3.16	14.19
33	IDLE			0.19	4.1	92.2	0.07	89.46
34	5 MPH STEADY STATE			2.32	37.6	1146.4	0.64	7.32
35	10 MPH STEADY STATE			0.87	13.5	741.3	0.47	11.60
36	15 MPH STEADY STATE			0.70	8.3	507.3	0.37	16.99
37	30 MPH STEADY STATE			0.32	2.9	412.1	0.88	21.25
38	45 MPH STEADY STATE			0.19	2.6	432.6	1.40	20.30
39	60 MPH STEADY STATE			0.19	4.4	499.3	3.70	17.51

EMISSION RESULTS IN GRAMS PER MILE (PER MINUTE FOR IDLE)

FUEL ECONOMY IN MILES PER GALLON (MINUTES PER GALLON FOR IDLE)

FUEL ECONOMY CALCULATIONS ASSUME A 1:1.85 CARBON TO HYDROGEN RATIO

TABLE 11

SUMMARY OF MODAL EMISSIONS RESULTS ON
45 1975 MODEL-YEAR VEHICLES

HOUSTON

MODE NO.	FROM-TO (MPH)	DISTANCE (MILES)	TIME (SEC)	HC	CO	CO2	NOX	FUEL ECON
1	00-30	0.0602	12	2.32	50.6	1205.6	6.87	6.87
2	30-00	0.0741	16	0.78	12.3	405.2	0.69	20.78
3	00-15	0.0201	8	3.58	103.4	1318.0	1.57	5.95
4	15-30	0.0705	11	1.30	29.3	827.2	3.13	10.12
5	30-45	0.1360	13	0.62	9.2	704.7	4.93	12.31
6	45-30	0.1268	12	0.39	3.4	281.0	1.00	30.86
7	30-60	0.2163	17	1.19	47.4	869.8	7.49	9.36
8	60-45	0.1716	12	0.33	3.7	302.2	2.16	28.72
9	45-60	0.2043	14	0.43	9.5	714.8	6.96	12.14
10	60-15	0.3367	30	0.77	5.7	284.2	1.43	30.02
11	15-60	0.3136	26	0.98	32.5	893.6	8.88	9.36
12	60-00	0.1973	21	0.94	6.4	292.4	1.67	29.06
13	00-60	0.3313	32	0.90	29.8	936.8	9.24	9.00
14	60-30	0.2994	23	0.56	4.2	274.5	1.58	31.38
15	30-15	0.0579	9	0.36	9.3	311.5	0.75	27.12
16	15-00	0.0173	8	1.79	51.8	751.5	0.46	10.58
17	00-45	0.1759	22	1.13	32.9	960.2	8.10	8.74
18	45-15	0.1392	16	0.56	5.3	276.9	0.88	30.93
19	15-45	0.1528	18	0.94	21.0	886.7	6.84	9.62
20	45-00	0.1304	19	0.84	7.9	319.3	0.85	26.54
21	00-60	0.2654	25	1.53	55.4	1019.0	9.22	7.99
22	60-00	0.2634	28	1.00	8.0	295.9	1.49	28.48
23	00-30	0.0737	15	1.57	39.7	1066.4	5.98	7.83
24	30-60	0.3134	25	0.50	11.6	751.6	7.39	11.50
25	60-30	0.2362	18	0.42	4.0	269.3	1.67	32.04
26	30-00	0.0444	10	0.62	13.5	416.6	0.95	20.18
27	00-60	0.4009	38	0.69	16.0	831.9	8.25	10.33
28	60-00	0.3293	35	0.88	7.9	301.9	1.40	27.99
29	00-30	0.0886	18	1.36	34.6	963.4	4.81	8.68
30	30-60	0.2599	21	0.73	23.4	813.1	7.59	10.41
31	60-30	0.1813	14	0.55	4.2	261.2	1.78	32.94
32	30-00	0.0592	13	0.66	15.3	402.3	0.90	20.71
TOTAL CALCULATED RESULTS				0.75	15.7	569.5	4.19	14.88
TOTAL BAG RESULTS				0.77	15.8	581.0	3.97	14.59
33	IDLE			0.32	6.5	89.2	0.05	88.38
34	5 MPH STEADY STATE			4.24	77.0	1089.5	0.35	7.25
35	10 MPH STEADY STATE			2.10	36.2	643.6	0.27	12.55
36	15 MPH STEADY STATE			1.18	22.9	487.0	0.31	16.85
37	30 MPH STEADY STATE			0.51	5.9	408.7	1.01	21.15
38	45 MPH STEADY STATE			0.23	3.1	437.4	1.73	20.04
39	60 MPH STEADY STATE			0.21	4.1	501.3	4.37	17.45

EMISSION RESULTS IN GRAMS PER MILE (PER MINUTE FOR IDLE)

FUEL ECONOMY IN MILES PER GALLON (MINUTES PER GALLON FOR IDLE)

FUEL ECONOMY CALCULATIONS ASSUME A 1:1.85 CARBON TO HYDROGEN RATIO

TABLE 11

SUMMARY OF MODAL EMISSIONS RESULTS ON
45 1975 MODEL-YEAR VEHICLES

PHOENIX

MODE NO.	FROM-TO (MPH)	DISTANCE (MILES)	TIME (SEC)	HC	CO	CO2	NOX	FUEL ECON
1	00-30	0.0602	12	2.45	65.8	1110.0	7.23	7.27
2	30-00	0.0741	16	0.52	11.7	378.6	0.66	22.27
3	00-15	0.0201	8	3.17	93.0	1230.8	1.78	6.40
4	15-30	0.0705	11	1.25	31.0	761.6	3.50	10.90
5	30-45	0.1360	13	0.72	13.7	658.5	5.51	13.01
6	45-30	0.1268	12	0.32	2.9	243.2	0.93	35.68
7	30-60	0.2163	17	1.54	66.2	805.1	7.73	9.71
8	60-45	0.1716	12	0.32	4.4	260.7	1.83	33.04
9	45-60	0.2043	14	0.62	16.1	670.6	7.58	12.72
10	60-15	0.3367	30	0.67	6.0	253.3	1.31	33.52
11	15-60	0.3136	26	1.33	48.9	828.1	8.92	9.76
12	60-00	0.1973	21	0.84	7.1	262.8	1.43	32.09
13	00-60	0.3313	32	1.33	43.7	862.2	9.48	9.49
14	60-30	0.2994	23	0.52	5.3	241.8	1.43	35.26
15	30-15	0.0579	9	0.38	9.3	282.7	0.75	29.73
16	15-00	0.0173	8	1.61	55.0	707.2	0.45	11.11
17	00-45	0.1759	22	1.53	42.4	879.6	7.94	9.33
18	45-15	0.1392	16	0.49	5.7	249.9	0.81	34.08
19	15-45	0.1528	18	1.24	34.4	817.3	7.16	10.14
20	45-00	0.1304	19	0.65	7.7	296.8	0.89	28.54
21	00-60	0.2654	25	2.12	86.1	940.2	9.41	8.20
22	60-00	0.2634	28	0.88	8.1	267.6	1.33	31.35
23	00-30	0.0737	15	1.83	52.8	974.4	6.18	8.35
24	30-60	0.3134	25	0.80	23.2	692.8	7.86	12.13
25	60-30	0.2362	18	0.53	5.4	237.4	1.55	35.85
26	30-00	0.0444	10	0.56	14.1	387.2	0.97	21.59
27	00-60	0.4009	38	1.04	30.7	766.1	8.26	10.85
28	60-00	0.3293	35	0.81	9.1	274.5	1.33	30.47
29	00-30	0.0886	18	1.57	46.0	873.1	5.00	9.34
30	30-60	0.2599	21	1.03	36.3	748.3	7.89	10.98
31	60-30	0.1813	14	0.53	7.1	241.3	1.71	34.92
32	30-00	0.0592	13	0.64	15.6	374.6	0.85	22.12
TOTAL CALCULATED RESULTS				0.87	21.8	521.9	4.22	15.88
TOTAL BAG RESULTS				0.91	22.3	531.2	4.21	15.60
33	IDLE			0.30	7.3	85.0	0.07	91.09
34	5 MPH STEADY STATE			3.62	81.2	1042.1	0.69	7.51
35	10 MPH STEADY STATE			1.69	36.5	615.7	0.41	13.08
36	15 MPH STEADY STATE			1.01	20.4	472.0	0.44	17.50
37	30 MPH STEADY STATE			0.46	6.0	371.6	1.20	23.20
38	45 MPH STEADY STATE			0.26	2.7	398.7	2.19	21.98
39	60 MPH STEADY STATE			0.31	6.4	457.1	4.68	18.96

EMISSION RESULTS IN GRAMS PER MILE (PER MINUTE FOR IDLE)

FUEL ECONOMY IN MILES PER GALLON (MINUTES PER GALLON FOR IDLE)

FUEL ECONOMY CALCULATIONS ASSUME A 1:1.85 CARBON TO HYDROGEN RATIO

3.4 CLAYTON KEY MODE AND REPLICATE EMISSIONS

On the three pages following this paragraph are shown Clayton Key Mode Test results. A replicate of this test was performed on each of the forty-five 1975 model-year vehicles subjected to the Clayton Test. The summarized results reflect averages of the two tests.

The units in Table 12 are; CO in mole percent (NDIR), HC in ppm n-hexane (NDIR) and NO_x in ppm (CL).

TABLE 12

SUMMARY OF CLAYTON KEY MODE MEASUREMENTS

CHICAGO

		HIGH CRUISE			LOW CRUISE			IDLE		
	NO.	CO	HC	NOX	CO	HC	NOX	CO	HC	NOX
LIGHT-DUTY TRUCKS										
CHEVROLET	4	0.02	33	0.00	0.02	31	0.00	0.02	34	0.00
DODGE	1	0.01	37	0.00	0.01	39	0.00	0.01	44	0.00
FORD	4	0.17	50	0.00	0.36	48	0.00	0.19	56	0.00
GMC	1	0.02	18	0.00	0.02	18	0.00	0.02	28	0.00
DOMESTICS										
AMC	1	0.25	51	0.00	0.13	37	0.00	5.00	233	0.00
BUICK	3	0.04	23	0.00	0.55	37	0.00	0.78	73	0.00
CADILLAC	1	2.55	93	0.00	4.25	168	0.00	0.28	32	0.00
CHEVROLET	6	0.22	30	0.00	0.03	25	0.00	1.61	118	0.00
CHRYSLER	1	0.04	16	0.00	0.03	12	0.00	0.02	17	0.00
DODGE	2	1.73	46	0.00	0.61	32	0.00	2.82	129	0.00
FORD	5	0.24	48	0.00	0.23	61	0.00	2.00	101	0.00
LINCOLN	0									
MERCURY	2	0.25	51	0.00	0.25	35	0.00	0.76	58	0.00
OLDSMOBILE	3	2.21	55	0.00	0.39	45	0.00	2.29	220	0.00
PLYMOUTH	2	0.04	31	0.00	0.04	31	0.00	1.92	93	0.00
PONTIAC	3	0.01	35	0.00	0.62	83	0.00	3.90	230	0.00
IMPORTS										
AUDI	0									
BMW	0									
CAPRI	1	0.15	51	0.00	1.00	37	0.00	0.82	46	0.00
COLT	0									
DATSUN	1	0.38	172	0.00	0.19	254	0.00	3.95	392	0.00
FIAT	0									
HONDA	1	0.29	37	0.00	0.26	33	0.00	0.34	70	0.00
MAZDA	0									
MERC.-BENZ	0									
MG	0									
OPEL	0									
PORSCHE	0									
SAAB	0									
SUBARU	0									
TOYOTA	1	0.15	32	0.00	0.25	32	0.00	0.55	42	0.00
VW	2	0.15	72	0.00	0.35	91	0.00	2.92	91	0.00
VOLVO	0									
TOTALS	45	0.41	45	0.00	0.36	51	0.00	1.54	106	0.00

TABLE 12

SUMMARY OF CLAYTON KEY MODE MEASUREMENTS

HOUSTON

	NO.	HIGH CRUISE CO	HIGH CRUISE HC	HIGH CRUISE NOX	LOW CRUISE CO	LOW CRUISE HC	LOW CRUISE NOX	IDLE CO	IDLE HC	IDLE NOX
LIGHT-DUTY TRUCKS										
CHEVROLET	4	0.03	20	1200.64	0.05	22	316.51	2.14	123	133.33
DODGE	1	1.65	106	1040.35	0.03	17	438.98	2.70	128	47.92
FORD	4	0.10	36	611.14	0.11	54	483.09	0.08	105	108.61
GMC	1	0.00	17	626.88	0.01	23	245.12	0.01	17	74.03
DOMESTICS										
AMC	1	0.09	30	813.73	0.17	50	1602.19	0.14	77	329.76
BUICK	3	0.02	18	1092.83	0.20	18	267.21	0.44	46	135.06
CADILLAC	1	2.00	82	498.43	4.10	167	205.89	6.10	335	38.14
CHEVROLET	6	0.02	27	1735.15	0.39	53	723.16	1.88	92	148.68
CHRYSLER	1	0.00	10	339.71	0.00	11	149.49	5.90	132	37.16
DODGE	2	0.01	22	1449.01	0.01	25	1339.55	1.35	76	118.04
FORD	5	0.14	33	1315.20	0.17	32	478.59	0.52	106	129.93
LINCOLN	0									
MERCURY	2	0.03	41	1448.00	0.06	35	456.99	0.62	43	113.69
OLDSMOBILE	3	0.01	21	789.92	0.01	21	397.79	1.84	129	111.23
PLYMOUTH	2	0.02	22	1275.16	0.03	21	876.17	0.17	31	137.19
PONTIAC	3	0.01	27	1952.27	0.01	25	890.77	2.22	198	97.87
IMPORTS										
AUDI	0									
BMW	0									
CAPRI	1	0.08	23	552.84	0.45	17	172.39	0.32	19	38.22
COLT	0									
DATSUN	1	0.17	76	1241.40	0.08	165	1217.93	0.55	210	183.93
FIAT	0									
HONDA	1	0.10	13	700.76	0.12	12	239.84	0.18	40	57.95
MAZDA	0									
MERC.-BENZ	0									
MG	0									
OPEL	0									
PORSCHE	0									
SAAB	0									
SUBARU	0									
TOYOTA	1	0.12	46	950.77	0.45	48	399.31	1.10	112	329.76
VW	2	2.30	112	481.96	2.56	112	193.74	2.35	76	87.93
VOLVO	0									
TOTALS	45	0.23	34	1151.38	0.34	41	555.59	1.38	103	124.28

TABLE 12

SUMMARY OF CLAYTON KEY MODE MEASUREMENTS

PHOENIX

	NO.	HIGH CRUISE CO	HIGH CRUISE HC	HIGH CRUISE NOX	LOW CRUISE CO	LOW CRUISE HC	LOW CRUISE NOX	IDLE CO	IDLE HC	IDLE NOX
LIGHT-DUTY TRUCKS										
CHEVROLET	4	0.13	45	1447.84	0.04	48	388.98	1.02	94	88.90
DODGE	1	0.02	35	1264.98	0.02	30	1955.21	3.70	155	116.76
FORD	4	0.15	67	1338.19	0.65	69	456.15	0.89	91	81.10
GMC	1	0.03	25	931.23	0.03	30	289.95	0.15	40	38.63
DOMESTICS										
AMC	1	0.20	70	3228.75	0.22	95	1671.16	0.12	61	211.07
BUICK	3	0.01	46	1472.97	0.11	50	368.57	1.33	81	169.26
CADILLAC	1	3.40	31	232.65	2.50	35	369.52	0.04	10	503.39
CHEVROLET	6	0.04	29	1759.75	0.64	62	825.00	3.14	139	140.50
CHRYSLER	1	1.40	75	1158.84	0.01	30	1416.99	1.95	105	72.51
DODGE	2	0.02	41	1372.19	0.02	41	1890.09	1.27	103	140.29
FORD	5	0.10	51	1069.28	0.11	51	243.71	0.22	66	144.68
LINCOLN	0									
MERCURY	2	0.15	44	1912.66	0.17	36	307.68	0.36	41	141.46
OLDSMOBILE	3	0.07	50	842.49	0.02	52	594.71	1.48	141	92.00
PLYMOUTH	2	0.02	62	3308.53	0.02	58	1746.92	7.27	262	55.43
PONTIAC	3	1.09	91	1108.06	0.03	42	845.97	1.92	159	136.93
IMPORTS										
AUDI	0									
BMW	0									
CAPRI	1	1.82	127	498.37	7.40	225	103.06	6.50	192	47.50
COLT	0									
DATSUN	1	0.20	60	1217.93	0.12	135	1194.34	0.63	147	265.05
FIAT	0									
HONDA	1	0.15	33	1486.66	0.22	45	538.00	0.28	80	86.78
MAZDA	0									
MERC.-BENZ	0									
MG	0									
OPEL	0									
PORSCHE	0									
SAAB	0									
SUBARU	0									
TOYOTA	1	0.17	30	1010.58	0.40	30	416.68	2.35	150	78.59
VW	2	1.45	79	1213.78	1.14	82	813.39	0.46	69	231.14
VOLVO	0									
TOTALS	45	0.36	53	1421.41	0.47	58	721.06	1.69	110	133.28

3.5 LOADED AND TOWING VEHICLE TESTING EMISSIONS AND FUEL ECONOMY

Data relative to the Loaded and Towing Vehicle Test are presented in the one page comprising Table 13 which follows. Both 1972 (six passenger cars) and 1975 (three passenger cars and six light trucks) are included. Summary results for this table are keyed as follows:

1st Test - Inertia weight and road-load horsepower settings unchanged from the Federal Register

2nd Test - Simulating the addition of 500 lbs. of passengers and baggage (FTP inertia weight + 500 lbs.)

3rd Test - Simulating the addition of a 1,000 lb. trailer (less baggage) of a size recommended as suitable for the given vehicle (FTP inertia weight + 1,000 lbs., road-load as determined for vehicles towing trailer, paragraph 2.6.7)

These data indicate successively higher HC, CO and NO_x emissions for the Surveillance Driving Sequence composites (Bag actual and calculated) as the loading is increased (first through the third test) and successively lower fuel economies. A sizeable increase in HC, CO and NO_x emissions and a corresponding decrease in fuel economy is noted between the second and third test.

Steady State test data indicate a generally lowering of emissions as vehicle speed increases while of the points measured, fuel economy is best at 30 miles per hour.

Agreement between the actual bag and calculated bag results is generally good for each test condition.

TABLE 13

SUMMARY OF LOADED VEHICLE TEST ON
15 VEHICLES

HOUSTON PHOENIX

MODAL EMISSION TEST PROCEDURE

MODE NO.	FIRST TEST HC	FIRST TEST CO	FIRST TEST CO2	FIRST TEST NOX	FIRST TEST FUEL ECON	SECOND TEST HC	SECOND TEST CO	SECOND TEST CO2	SECOND TEST NOX	SECOND TEST FUEL ECON	THIRD TEST HC	THIRD TEST CO	THIRD TEST CO2	THIRD TEST NOX	THIRD TEST FUEL ECON
1	4.01	63.9	1317.1	9.04	6.2	4.27	72.7	1408.8	10.51	5.8	9.61	111.0	1509.7	11.04	5.2
2	1.20	19.9	454.4	0.84	18.1	1.17	18.4	433.9	0.74	19.0	1.20	17.3	464.0	1.52	17.9
3	5.32	129.7	1449.1	2.37	5.3	5.26	123.5	1517.2	3.04	5.1	7.38	138.8	1587.2	3.21	4.9
4	2.27	36.1	912.3	4.85	9.1	2.19	32.1	966.4	5.42	8.7	4.70	41.8	1029.3	6.43	8.0
5	1.62	12.9	760.0	6.78	11.3	1.65	12.8	798.2	7.41	10.8	4.33	27.9	902.6	9.16	9.2
6	0.64	4.9	285.9	1.34	30.0	0.64	4.5	272.6	1.29	31.5	0.74	5.5	335.5	2.67	25.6
7	2.55	53.4	954.6	10.31	8.5	2.89	73.7	992.5	10.99	7.9	6.24	127.2	1078.9	10.65	6.8
8	0.63	4.9	302.5	2.42	28.4	0.63	4.5	292.4	2.43	29.4	2.20	19.3	422.0	5.17	19.3
9	1.54	17.5	759.6	8.78	11.2	1.68	22.2	794.4	9.85	10.6	3.54	67.6	946.8	11.68	8.3
10	1.56	9.4	288.6	1.64	28.8	1.89	9.1	279.4	1.63	29.6	1.47	22.5	391.2	4.28	20.6
11	2.32	49.7	957.2	10.90	8.5	2.50	58.8	1010.8	11.97	8.0	6.33	124.7	1154.1	13.13	6.5
12	1.84	9.8	300.6	1.87	27.6	2.26	10.0	295.4	1.92	27.9	2.93	21.7	399.7	4.32	20.0
13	2.33	43.2	994.2	11.50	8.3	2.58	54.9	998.6	12.65	8.1	6.82	107.8	1202.1	13.96	6.4
14	1.20	7.2	276.4	1.86	30.5	1.52	7.1	269.9	1.89	31.0	2.07	15.7	386.6	4.44	21.2
15	0.75	12.9	344.3	0.87	24.2	0.83	13.3	332.5	0.77	24.9	0.90	11.6	361.5	1.19	23.2
16	3.01	83.4	832.0	0.79	9.1	2.91	80.4	818.4	0.73	9.3	2.77	81.0	850.1	0.64	9.0
17	2.71	38.1	1034.6	10.08	8.0	2.79	47.3	1087.8	10.74	7.6	6.74	77.3	1209.7	12.11	6.6
18	1.12	7.8	293.0	1.18	28.7	1.12	8.3	285.8	1.12	29.3	1.05	9.1	339.8	2.49	24.8
19	2.27	29.9	967.2	9.15	8.7	2.36	35.1	1015.9	10.07	8.2	2.67	50.4	1118.5	11.22	7.4
20	1.59	12.3	343.1	1.18	24.2	1.61	11.9	333.3	1.17	24.9	1.27	12.9	392.8	2.50	21.3
21	3.40	76.6	1094.7	11.99	7.2	3.37	96.5	1154.7	12.76	6.7	6.55	169.4	1274.0	13.00	5.7
22	1.89	11.6	306.6	1.71	26.8	2.20	11.7	299.7	1.73	27.3	1.70	16.0	403.6	4.05	20.4
23	3.21	53.5	1153.4	8.18	7.1	3.38	56.6	1212.5	9.16	6.8	4.17	64.9	1318.2	10.73	6.2
24	1.75	25.1	796.9	8.85	10.5	1.80	28.6	835.9	9.93	10.0	4.61	72.0	964.8	11.28	8.1
25	1.06	6.2	272.5	1.94	31.1	1.28	6.2	267.0	1.97	31.6	1.03	11.5	376.7	4.51	22.3
26	1.17	19.5	468.2	1.03	17.7	1.04	18.5	454.9	0.82	18.2	1.11	15.9	492.9	1.85	17.0
27	2.02	30.1	884.1	10.16	9.5	2.10	35.3	934.2	11.04	8.9	6.18	87.3	1085.5	12.58	7.1
28	1.74	12.2	317.4	1.69	25.9	1.97	12.5	311.4	1.73	26.3	2.39	20.1	414.3	4.15	19.6
29	2.90	46.8	1049.7	6.81	7.8	2.93	46.6	1097.6	7.54	7.5	3.98	58.9	1188.7	8.80	6.9
30	2.02	35.2	870.8	9.78	9.5	2.35	44.6	909.7	10.49	9.0	4.37	100.9	1018.0	11.39	7.5
31	0.96	5.6	269.0	2.11	31.6	1.15	6.1	263.2	2.08	32.1	0.96	12.7	364.4	4.52	22.9
32	1.24	23.0	448.3	0.89	18.2	1.31	23.5	434.5	0.87	18.7	1.16	20.5	473.3	1.47	17.4
BAG ACT.	1.74	23.6	613.9	4.80	13.5	1.82	27.5	627.3	5.19	13.1	3.77	56.2	774.6	6.46	10.1
CALC.	1.68	23.4	604.6	5.20	13.7	1.81	26.3	616.8	5.57	13.4	3.30	52.2	750.7	7.57	10.5
IDLE	0.47	10.4	104.5	0.10	72.6	0.43	9.2	103.1	0.09	74.6	0.42	9.3	102.0	0.09	75.3
5MPH	5.83	118.9	1272.8	0.91	6.0	5.47	106.9	1255.8	0.80	6.2	5.27	101.8	1238.9	0.68	6.3
10MPH	2.85	58.8	724.6	0.56	10.7	2.67	53.5	700.8	0.46	11.2	2.49	49.6	712.6	0.44	11.1
15MPH	1.92	37.3	546.1	0.46	14.5	1.81	35.7	534.2	0.39	14.9	1.58	32.1	546.9	0.36	14.7
30MPH	0.81	11.2	441.3	1.22	19.2	0.83	11.3	421.1	1.06	20.1	0.94	8.3	482.6	2.27	17.8
45MPH	0.69	4.7	467.1	2.64	18.6	0.71	4.5	473.6	2.88	18.4	1.04	6.6	575.3	5.71	15.1
60MPH	0.84	7.0	526.2	5.45	16.4	0.84	6.9	526.7	5.69	16.4	1.38	25.2	766.9	10.70	10.9

EMISSION RESULTS IN GRAMS PER MILE (PER MINUTE FOR IDLE)
FUEL ECONOMY IN MILES PER GALLON (MINUTES PER GALLON FOR IDLE)

FUEL ECONOMY CALCULATIONS ASSUME A 1:1.85 CARBON TO HYDROGEN RATIO

3.6 LOW AND HIGH SPEED CYCLE EMISSIONS AND FUEL ECONOMY

3.6.1 Low Speed Driving Cycle

As mentioned earlier, the Low Speed Cycle Test is similar to the 1975 Federal Test Procedure in that it consists of cold transient, cold stabilized and hot transient test portions. The hot transient portion follows a 10 minute soak. Total driving time, exclusive of the soak, is 1962 seconds. Driving techniques and tolerances are identical to those of the FTP.

Sampling techniques are also identical to those of the FTP although gathering of emissions from the cold transient portion requires two sample bags; one sample bag for the first 240 seconds of the sequence and another for the remaining 412 seconds of this portion. Exhaust emissions from each of the other portions are gathered in individual sample bags.

Calculations of results are done in accordance with those prescribed for the FTP. The mileages and times for use in the calculations are listed below.

Phase	Bag	Time (secs.)	Distance (Miles)	Average Speed (mph)
Cold Transient	1	240	0.82	12.28
Cold Transient (cont.)	2	412	0.91	7.97
Cold Stabilized	3	658	2.56	14.01
Hot Transient	4	652	1.73	9.56

Low Speed Driving Cycle emission and fuel economy test results for twenty-five 1972 and thirty-five 1975 models from each site are summarized on the one page comprising Table 14 which follows this paragraph.

TABLE 14

SUMMARY OF LOW SPEED CYCLE MEASURMENTS

CHICAGO

1975 FEDERAL TEST PROCEDURE

MODEL YEAR	NUMBER OF VEHICLES	HC MEAN	HC S.D.	CO MEAN	CO S.D.	CO2 MEAN	CO2 S.D.	NOXC MEAN	NOXC S.D.	FUEL ECONOMY FTP MEAN	FUEL ECONOMY FTP S.D.
1967	0										
1968	0										
1969	0										
1970	0										
1971	0										
1972	25	6.32	6.42	81.3	40.7	733.0	266.5	4.10	1.69	10.1	3.50
1973	0										
1974	0										
1975	35	2.34	1.58	37.1	33.2	820.9	216.7	2.11	0.72	10.0	2.65
TOTALS	60	4.00	4.70	55.5	42.3	784.3	240.6	2.94	1.57	10.0	3.00

HOUSTON

1975 FEDERAL TEST PROCEDURE

MODEL YEAR	NUMBER OF VEHICLES	HC MEAN	HC S.D.	CO MEAN	CO S.D.	CO2 MEAN	CO2 S.D.	NOXC MEAN	NOXC S.D.	FUEL ECONOMY FTP MEAN	FUEL ECONOMY FTP S.D.
1967	0										
1968	0										
1969	0										
1970	0										
1971	0										
1972	25	9.16	15.41	127.4	145.3	738.7	268.3	3.63	1.81	9.2	3.51
1973	0										
1974	0										
1975	35	2.43	1.51	46.9	48.0	812.9	213.4	2.45	1.17	9.9	2.53
TOTALS	60	5.23	10.45	80.5	107.3	782.0	238.5	2.94	1.57	9.6	3.06

PHOENIX

1975 FEDERAL TEST PROCEDURE

MODEL YEAR	NUMBER OF VEHICLES	HC MEAN	HC S.D.	CO MEAN	CO S.D.	CO2 MEAN	CO2 S.D.	NOXC MEAN	NOXC S.D.	FUEL ECONOMY FTP MEAN	FUEL ECONOMY FTP S.D.
1967	0										
1968	0										
1969	0										
1970	0										
1971	0										
1972	25	5.72	2.40	89.7	58.8	679.5	209.3	3.09	1.07	10.6	3.35
1973	0										
1974	0										
1975	35	2.38	1.18	40.9	33.6	757.9	206.0	2.19	0.79	10.7	2.67
TOTALS	60	3.77	2.43	61.3	51.4	725.2	209.3	2.57	1.01	10.6	2.96

EMISSION RESULTS IN GRAMS PER MILE

FUEL ECONOMY IN MILES PER GALLON

FUEL ECONOMY CALCULATIONS ASSUME A 1:1.85 CARBON TO HYDROGEN RATIO

3.6.2 High Speed Driving Cycle

This cycle is also similar to the 1975 Federal Test Procedure in that it consists of cold transient, cold stabilized and hot transient portions. The hot transient portion follows a ten minute soak. Total driving time, exclusive of the soak, is 1918 seconds. Driving techniques and tolerances are identical to those of the FTP. Sampling techniques are also identical to those of the FTP; exhaust emissions and background air from each of the portions are gathered in individual sample bags.

Calculations of results are done in accordance with those prescribed for the FTP. The mileages and times for use in the calculations are listed below.

Phase	Bag	Time (secs.)	Distance (Miles)	Average Speed (mph)
Cold Transient	1	520	3.835	26.550
Cold Stabilized	2	878	9.773	40.072
Hot Transient	3	520	3.835	26.550

High Speed Driving Cycle emission and fuel economy test results for the twenty-five 1972 and thirty-five 1975 models from each site are summarized in the one page comprising Table 15 which follows this paragraph.

TABLE 15

SUMMARY OF HIGH SPEED CYCLE MEASURMENTS

CHICAGO

1975 FEDERAL TEST PROCEDURE

MODEL YEAR	NUMBER OF VEHICLES	HC MEAN	HC S.D.	CO MEAN	CO S.D.	CO2 MEAN	CO2 S.D.	NOXC MEAN	NOXC S.D.	FUEL ECONOMY FTP MEAN	FUEL ECONOMY FTP S.D.
1967	0										
1968	0										
1969	0										
1970	0										
1971	0										
1972	25	3.39	4.04	29.3	13.3	445.8	122.0	5.40	1.64	17.7	4.58
1973	0										
1974	0										
1975	35	0.83	0.52	16.7	15.2	516.7	127.9	2.74	1.09	16.3	4.03
TOTALS	60	1.90	2.90	22.0	15.6	487.2	129.3	3.85	1.88	16.8	4.26

HOUSTON

1975 FEDERAL TEST PROCEDURE

MODEL YEAR	NUMBER OF VEHICLES	HC MEAN	HC S.D.	CO MEAN	CO S.D.	CO2 MEAN	CO2 S.D.	NOXC MEAN	NOXC S.D.	FUEL ECONOMY FTP MEAN	FUEL ECONOMY FTP S.D.
1967	0										
1968	0										
1969	0										
1970	0										
1971	0										
1972	25	3.71	4.36	46.6	60.5	448.9	139.3	4.79	1.85	16.6	5.28
1973	0										
1974	0										
1975	35	0.74	0.38	13.4	16.3	519.2	126.4	3.29	1.63	16.4	3.88
TOTALS	60	1.98	3.16	27.2	43.8	489.9	135.4	3.92	1.86	16.5	4.46

PHOENIX

1975 FEDERAL TEST PROCEDURE

MODEL YEAR	NUMBER OF VEHICLES	HC MEAN	HC S.D.	CO MEAN	CO S.D.	CO2 MEAN	CO2 S.D.	NOXC MEAN	NOXC S.D.	FUEL ECONOMY FTP MEAN	FUEL ECONOMY FTP S.D.
1967	0										
1968	0										
1969	0										
1970	0										
1971	0										
1972	25	2.48	0.68	27.5	13.6	443.6	137.1	4.50	1.45	17.9	5.38
1973	0										
1974	0										
1975	35	0.81	0.47	15.6	15.3	481.7	120.6	2.76	1.25	17.4	4.16
TOTALS	60	1.51	1.00	20.6	15.7	465.8	128.0	3.49	1.58	17.6	4.64

EMISSION RESULTS IN GRAMS PER MILE

FUEL ECONOMY IN MILES PER GALLON

FUEL ECONOMY CALCULATIONS ASSUME A 1:1.85 CARBON TO HYDROGEN RATIO

3.7 FEDERAL SHORT CYCLE AND FEDERAL THREE MODE TEST EMISSIONS

On the nine pages comprising Table 16 which follow this paragraph are shown Federal Test Procedure, Federal Short Cycle and Federal Three Mode test results from one hundred 1975 model-year vehicles in each site.

The Federal Short Test was developed using time in mode (i.e. idle, acceleration, steady state and deceleration) criteria to represent a shortened version of the LA-4 (FTP Driving Schedule). Sampling techniques are similar to those used with the Federal Test Procedure but only one CVS bag is utilized. Results from this test are compared with FTP results as a means to correlate the results from the two tests.

The Federal Three Mode Test consists of three steady state operating modes similar to the Clayton Key Mode Test with the dynamometer loads simulating the average power which occurs at the appropriate speed on the FTP. For this test, all light-duty vehicles are grouped into four weight classes. The FTP inertia weights were engaged during the test. The vehicle is operated in each mode until exhaust emissions stabilize. Undiluted emissions are then measured by volume concentration.

In Table 16, units are as follows:

HC, CO, CO_2 and NO_x in grams per mile for the Federal Test Procedure.

HC, CO, CO_2 and NO_x in grams per mile for the Federal Short Test.

HC in ppm n-hexane (NDIR), CO in mole percent and NO_x in ppm for the Federal Three Mode Test.

TABLE 16

SUMMARY OF FEDERAL SHORT TEST, FEDERAL THREE MODE TEST & FEDERAL TEST PROCEDURE
1975 YEAR MODEL VEHICLES

CHICAGO

MAKE	NUMBER OF VEHICLES	TEST	HC MEAN	HC S.D.	CO MEAN	CO S.D.	CO2 MEAN	CO2 S.D.	NOX MEAN	NOX S.D.
AMC	6	FEDERAL TEST PROCEDURE	1.05	0.52	19.02	13.52	574.5	89.8	2.50	0.59
		FEDERAL SHORT TEST	0.80	0.51	8.84	8.86	468.5	78.9	2.29	0.78
	FEDERAL THREE MODE	50 MPH	79.79	62.72	0.27	0.37			1083.46	253.13
		30 MPH	56.72	40.81	0.11	0.07			356.19	173.39
	6 VEHICLES	IDLE DRIVE	136.51	116.12	2.65	4.05			182.59	153.21
		IDLE NEUTRAL	126.85	113.53	2.58	4.15			69.76	22.63
BUICK	5	FEDERAL TEST PROCEDURE	1.77	1.17	32.89	21.84	653.6	121.2	2.48	0.58
		FEDERAL SHORT TEST	1.10	0.88	23.00	19.21	510.4	113.4	1.56	0.69
	FEDERAL THREE MODE	50 MPH	37.77	6.66	0.15	0.25			936.93	435.37
		30 MPH	44.88	20.01	0.46	0.59			654.36	280.09
	5 VEHICLES	IDLE DRIVE	142.12	100.14	1.55	1.27			170.66	162.91
		IDLE NEUTRAL	105.84	85.34	0.86	0.79			66.92	43.28
CADILLAC	1	FEDERAL TEST PROCEDURE	2.18	0.00	48.77	0.00	779.8	0.0	0.72	0.00
		FEDERAL SHORT TEST	2.23	0.00	63.40	0.00	586.7	0.0	0.33	0.00
	FEDERAL THREE MODE	50 MPH	37.40	0.00	2.80	0.00			280.00	0.00
		30 MPH	168.30	0.00	4.95	0.00			260.07	0.00
	1 VEHICLES	IDLE DRIVE	56.10	0.00	0.10	0.00			7.62	0.00
		IDLE NEUTRAL	16.83	0.00	0.01	0.00			8.58	0.00
CHEVROLET	16	FEDERAL TEST PROCEDURE	0.97	0.67	21.41	20.94	595.5	138.8	2.43	1.01
		FEDERAL SHORT TEST	0.65	0.64	13.46	17.71	481.8	117.6	1.52	0.78
	FEDERAL THREE MODE	50 MPH	73.28	156.82	0.44	1.25			1091.32	420.76
		30 MPH	34.83	32.99	0.21	0.58			694.00	465.89
	14 VEHICLES	IDLE DRIVE	104.32	136.05	1.28	2.25			223.35	242.73
		IDLE NEUTRAL	117.46	159.04	1.72	2.93			66.70	34.41
CHRYSLER	1	FEDERAL TEST PROCEDURE	0.66	0.00	15.27	0.00	715.2	0.0	2.87	0.00
		FEDERAL SHORT TEST	0.17	0.00	2.79	0.00	570.1	0.0	3.00	0.00
	FEDERAL THREE MODE	50 MPH	41.14	0.00	0.35	0.00			1475.10	0.00
		30 MPH	33.66	0.00	0.02	0.00			1451.88	0.00
	1 VEHICLES	IDLE DRIVE	31.79	0.00	0.02	0.00			77.14	0.00
		IDLE NEUTRAL	31.79	0.00	0.02	0.00			67.47	0.00
DODGE	5	FEDERAL TEST PROCEDURE	1.36	0.66	30.87	16.97	721.3	167.3	2.00	0.24
		FEDERAL SHORT TEST	0.69	0.83	9.71	11.39	571.4	139.1	2.13	0.88
	FEDERAL THREE MODE	50 MPH	35.53	7.82	0.37	0.44			1086.86	558.69
		30 MPH	29.92	7.82	0.06	0.02			1088.08	858.61
	5 VEHICLES	IDLE DRIVE	140.25	100.27	1.92	1.87			75.90	23.58
		IDLE NEUTRAL	160.82	97.71	2.06	1.69			58.09	15.66
FORD	14	FEDERAL TEST PROCEDURE	1.28	1.35	15.87	4.82	741.0	154.8	2.56	0.64
		FEDERAL SHORT TEST	0.99	0.96	9.24	5.86	619.4	141.3	1.87	0.64
	FEDERAL THREE MODE	50 MPH	48.36	20.13	0.24	0.17			969.74	342.41
		30 MPH	49.97	27.18	0.25	0.15			360.30	199.24
	13 VEHICLES	IDLE DRIVE	62.39	33.22	0.32	0.31			119.66	45.73
		IDLE NEUTRAL	75.96	90.44	0.37	0.64			66.80	16.38
LINCOLN	1	FEDERAL TEST PROCEDURE	1.88	0.00	49.26	0.00	919.2	0.0	2.86	0.00
		FEDERAL SHORT TEST	1.32	0.00	21.30	0.00	710.9	0.0	2.30	0.00
	FEDERAL THREE MODE	50 MPH	74.80	0.00	0.45	0.00			1910.15	0.00
		30 MPH	65.45	0.00	0.60	0.00			695.84	0.00
	1 VEHICLES	IDLE DRIVE	93.50	0.00	1.40	0.00			198.11	0.00
		IDLE NEUTRAL	65.45	0.00	1.30	0.00			76.56	0.00
MERCURY	5	FEDERAL TEST PROCEDURE	0.95	0.30	24.18	19.92	801.3	146.4	3.09	1.66
		FEDERAL SHORT TEST	0.64	0.30	13.07	9.94	653.2	120.6	2.28	1.22
	FEDERAL THREE MODE	50 MPH	40.02	14.40	0.25	0.28			1123.99	415.47
		30 MPH	44.13	18.16	0.35	0.44			605.44	496.22
	5 VEHICLES	IDLE DRIVE	70.69	54.49	1.12	1.40			86.10	15.77
		IDLE NEUTRAL	48.99	28.43	0.91	1.30			54.87	8.28
OLDSMOBILE	5	FEDERAL TEST PROCEDURE	1.10	0.79	18.89	15.47	612.5	51.9	1.72	0.58
		FEDERAL SHORT TEST	0.62	0.72	9.11	8.46	478.9	36.5	1.13	0.53
	FEDERAL THREE MODE	50 MPH	60.59	40.38	1.08	1.48			688.41	332.91
		30 MPH	59.84	49.74	0.46	0.63			436.24	215.93
	5 VEHICLES	IDLE DRIVE	134.27	142.21	0.94	1.43			176.58	168.98
		IDLE NEUTRAL	144.74	152.37	0.99	1.18			131.56	159.15
PLYMOUTH	6	FEDERAL TEST PROCEDURE	0.94	0.60	21.75	23.43	666.8	137.6	2.34	0.83
		FEDERAL SHORT TEST	0.39	0.46	9.46	14.33	516.8	119.5	2.52	0.31
	FEDERAL THREE MODE	50 MPH	29.62	14.94	0.18	0.20			1096.92	419.58
		30 MPH	26.51	13.73	0.04	0.02			1518.46	675.89
	6 VEHICLES	IDLE DRIVE	48.62	41.56	1.98	1.99			110.08	60.47
		IDLE NEUTRAL	59.56	47.05	2.23	2.09			64.74	24.24
PONTIAC	6	FEDERAL TEST PROCEDURE	1.90	1.43	35.00	32.50	594.8	119.7	2.26	1.20
		FEDERAL SHORT TEST	1.30	1.26	22.36	27.98	486.3	98.2	1.58	0.98
	FEDERAL THREE MODE	50 MPH	60.77	46.23	0.49	1.13			1245.45	574.90
		30 MPH	71.99	64.39	0.71	1.10			601.34	504.57
	6 VEHICLES	IDLE DRIVE	199.15	185.64	2.07	2.19			94.44	39.79
		IDLE NEUTRAL	178.58	152.90	2.07	2.29			47.92	15.51

TABLE 16 CONT'D

SUMMARY OF FEDERAL SHORT TEST, FEDERAL THREE MODE TEST & FEDERAL TEST PROCEDURE
1975 YEAR MODEL VEHICLES

CHICAGO

MAKE	NUMBER OF VEHICLES	TEST	HC MEAN	HC S.D.	CO MEAN	CO S.D.	CO2 MEAN	CO2 S.D.	NOX MEAN	NOX S.D.
AUDI	1	FEDERAL TEST PROCEDURE	1.27	0.00	5.51	0.00	405.5	0.0	1.69	0.00
		FEDERAL SHORT TEST	0.98	0.00	3.73	0.00	337.5	0.0	0.94	0.00
	FEDERAL THREE MODE	50 MPH	205.70	0.00	1.30	0.00			1887.54	0.00
		30 MPH	177.65	0.00	0.51	0.00			695.84	0.00
	1 VEHICLES	IDLE DRIVE	158.95	0.00	1.70	0.00			172.39	0.00
		IDLE NEUTRAL	74.80	0.00	0.70	0.00			92.88	0.00
BMW	2	FEDERAL TEST PROCEDURE	1.05	0.41	12.26	4.80	608.1	69.6	2.26	0.18
		FEDERAL SHORT TEST	0.53	0.67	6.85	4.47	496.2	71.7	1.26	0.54
	FEDERAL THREE MODE	50 MPH	28.05	0.00	0.14	0.06			833.29	83.17
		30 MPH	28.05	0.00	0.15	0.07			239.99	84.74
	1 VEHICLES	IDLE DRIVE	46.75	0.00	1.30	0.00			62.45	0.00
		IDLE NEUTRAL	28.05	0.00	0.27	0.32			59.48	12.72
CAPRI	1	FEDERAL TEST PROCEDURE	1.80	0.00	53.68	0.00	544.3	0.0	1.39	0.00
		FEDERAL SHORT TEST	2.70	0.00	84.93	0.00	374.0	0.0	0.80	0.00
	FEDERAL THREE MODE	50 MPH	46.75	0.00	0.12	0.00			1123.45	0.00
		30 MPH	205.70	0.00	3.00	0.00			289.96	0.00
	1 VEHICLES	IDLE DRIVE	196.35	0.00	3.90	0.00			96.86	0.00
		IDLE NEUTRAL	149.60	0.00	4.40	0.00			64.45	0.00
COLT	1	FEDERAL TEST PROCEDURE	1.16	0.00	13.36	0.00	491.5	0.0	1.88	0.00
		FEDERAL SHORT TEST	0.64	0.00	12.00	0.00	364.5	0.0	1.10	0.00
	FEDERAL THREE MODE	50 MPH	65.45	0.00	0.20	0.00			1099.75	0.00
		30 MPH	56.10	0.00	0.25	0.00			498.44	0.00
	0 VEHICLES	IDLE DRIVE	0.00	0.00	0.00	0.00			0.00	0.00
		IDLE NEUTRAL	37.40	0.00	0.70	0.00			51.47	0.00
DATSUN	3	FEDERAL TEST PROCEDURE	1.53	0.28	15.44	6.71	430.1	124.0	3.21	0.44
		FEDERAL SHORT TEST	1.22	0.25	9.82	7.03	355.0	104.2	2.25	0.50
	FEDERAL THREE MODE	50 MPH	132.77	21.57	0.43	0.32			2305.92	664.42
		30 MPH	134.02	63.64	0.51	0.34			1065.55	348.60
	1 VEHICLES	IDLE DRIVE	336.60	0.00	6.20	0.00			91.92	0.00
		IDLE NEUTRAL	143.37	47.98	1.56	1.18			69.16	7.44
FIAT	2	FEDERAL TEST PROCEDURE	0.72	0.29	19.71	3.08	446.9	1.3	1.37	0.02
		FEDERAL SHORT TEST	0.44	0.04	18.09	0.54	365.8	0.6	1.11	0.11
	FEDERAL THREE MODE	50 MPH	93.50	13.22	1.77	1.17			1645.07	1134.10
		30 MPH	32.72	6.61	0.50	0.14			492.90	287.00
	0 VEHICLES	IDLE DRIVE	0.00	0.00	0.00	0.00			0.00	0.00
		IDLE NEUTRAL	46.75	0.00	1.00	0.71			48.99	0.70
HONDA	2	FEDERAL TEST PROCEDURE	1.39	0.32	6.66	0.18	323.8	14.9	2.22	0.16
		FEDERAL SHORT TEST	0.82	0.19	3.44	0.05	264.9	10.0	1.52	0.18
	FEDERAL THREE MODE	50 MPH	31.79	5.29	0.27	0.07			2044.10	253.42
		30 MPH	33.66	5.29	0.37	0.09			1087.88	16.79
	0 VEHICLES	IDLE DRIVE	0.00	0.00	0.00	0.00			0.00	0.00
		IDLE NEUTRAL	187.00	92.56	0.31	0.06			91.94	13.98
MAZDA	2	FEDERAL TEST PROCEDURE	0.97	0.20	13.43	10.00	698.2	13.3	1.05	0.14
		FEDERAL SHORT TEST	0.27	0.13	8.82	7.29	577.7	9.5	0.57	0.03
	FEDERAL THREE MODE	50 MPH	14.02	6.61	0.09	0.02			592.09	188.46
		30 MPH	14.02	6.61	0.06	0.02			163.55	30.64
	1 VEHICLES	IDLE DRIVE	9.35	0.00	0.08	0.00			33.73	0.00
		IDLE NEUTRAL	18.70	13.22	0.07	0.03			27.39	2.06
MERC.-BENZ	1	FEDERAL TEST PROCEDURE	1.82	0.00	16.21	0.00	562.8	0.0	3.92	0.00
		FEDERAL SHORT TEST	1.35	0.00	10.46	0.00	474.5	0.0	2.92	0.00
	FEDERAL THREE MODE	50 MPH	121.55	0.00	0.70	0.00			1567.65	0.00
		30 MPH	112.20	0.00	0.50	0.00			852.94	0.00
	1 VEHICLES	IDLE DRIVE	215.05	0.00	1.80	0.00			129.29	0.00
		IDLE NEUTRAL	121.55	0.00	1.20	0.00			76.56	0.00
MG	1	FEDERAL TEST PROCEDURE	1.41	0.00	32.66	0.00	457.5	0.0	2.29	0.00
		FEDERAL SHORT TEST	0.72	0.00	22.68	0.00	383.7	0.0	1.72	0.00
	FEDERAL THREE MODE	50 MPH	74.80	0.00	2.20	0.00			1028.46	0.00
		30 MPH	69.19	0.00	1.60	0.00			676.15	0.00
	0 VEHICLES	IDLE DRIVE	0.00	0.00	0.00	0.00			0.00	0.00
		IDLE NEUTRAL	57.97	0.00	1.60	0.00			50.48	0.00
OPEL	1	FEDERAL TEST PROCEDURE	1.50	0.00	10.37	0.00	502.1	0.0	2.21	0.00
		FEDERAL SHORT TEST	1.22	0.00	9.91	0.00	412.4	0.0	1.16	0.00
	FEDERAL THREE MODE	50 MPH	97.24	0.00	0.60	0.00			488.54	0.00
		30 MPH	155.21	0.00	0.70	0.00			784.30	0.00
	1 VEHICLES	IDLE DRIVE	95.37	0.00	0.55	0.00			106.79	0.00
		IDLE NEUTRAL	74.80	0.00	0.50	0.00			71.50	0.00
PORSCHE	2	FEDERAL TEST PROCEDURE	1.56	0.57	20.96	10.25	492.4	67.1	2.08	0.31
		FEDERAL SHORT TEST	0.73	0.27	9.30	5.28	420.0	72.4	1.58	0.05
	FEDERAL THREE MODE	50 MPH	70.12	33.06	0.55	0.57			1308.75	463.84
		30 MPH	60.77	19.83	0.46	0.47			587.13	195.47
	0 VEHICLES	IDLE DRIVE	0.00	0.00	0.00	0.00			0.00	0.00
		IDLE NEUTRAL	93.50	52.89	1.97	2.16			87.25	5.06

TABLE 16 CONT'D

SUMMARY OF FEDERAL SHORT TEST, FEDERAL THREE MODE TEST & FEDERAL TEST PROCEDURE
1975 YEAR MODEL VEHICLES

CHICAGO

MAKE	NUMBER OF VEHICLES	TEST	HC MEAN	HC S.D.	CO MEAN	CO S.D.	CO2 MEAN	CO2 S.D.	NOX MEAN	NOX S.D.
SAAB	1	FEDERAL TEST PROCEDURE	2.47	0.00	29.89	0.00	451.8	0.0	2.52	0.00
		FEDERAL SHORT TEST	1.67	0.00	21.89	0.00	384.2	0.0	1.94	0.00
	FEDERAL THREE MODE	50 MPH	61.71	0.00	0.31	0.00			1498.29	0.00
		30 MPH	102.85	0.00	0.35	0.00			970.30	0.00
	1 VEHICLES	IDLE DRIVE	467.50	0.00	9.30	0.00			60.44	0.00
		IDLE NEUTRAL	317.90	0.00	9.10	0.00			60.44	0.00
SUBARU	1	FEDERAL TEST PROCEDURE	1.78	0.00	26.54	0.00	590.1	0.0	3.57	0.00
		FEDERAL SHORT TEST	1.10	0.00	10.87	0.00	410.3	0.0	3.79	0.00
	FEDERAL THREE MODE	50 MPH	18.70	0.00	0.10	0.00			319.81	0.00
		30 MPH	18.70	0.00	0.05	0.00			139.36	0.00
	1 VEHICLES	IDLE DRIVE	37.40	0.00	0.20	0.00			14.33	0.00
		IDLE NEUTRAL	18.70	0.00	0.15	0.00			5.71	0.00
TOYOTA	3	FEDERAL TEST PROCEDURE	1.59	0.63	14.20	3.87	468.8	57.1	3.36	0.42
		FEDERAL SHORT TEST	1.11	0.55	10.18	2.12	393.0	63.6	2.08	0.87
	FEDERAL THREE MODE	50 MPH	110.95	66.81	0.18	0.06			1726.33	318.39
		30 MPH	121.55	73.03	0.53	0.29			1178.54	68.23
	0 VEHICLES	IDLE DRIVE	0.00	0.00	0.00	0.00			0.00	0.00
		IDLE NEUTRAL	112.20	89.19	1.02	0.44			59.27	7.72
VW	4	FEDERAL TEST PROCEDURE	1.17	0.33	14.37	5.09	385.7	22.9	1.60	0.68
		FEDERAL SHORT TEST	0.53	0.44	4.20	0.69	315.7	21.6	1.05	0.58
	FEDERAL THREE MODE	50 MPH	60.31	39.09	0.37	0.43			792.78	657.60
		30 MPH	70.12	34.57	0.50	0.55			373.16	354.41
	1 VEHICLES	IDLE DRIVE	140.25	0.00	9.20	0.00			15.29	0.00
		IDLE NEUTRAL	243.10	276.42	4.61	4.79			65.58	69.74
VOLVO	1	FEDERAL TEST PROCEDURE	2.15	0.00	18.88	0.00	457.6	0.0	3.72	0.00
		FEDERAL SHORT TEST	2.22	0.00	18.94	0.00	377.1	0.0	2.29	0.00
	FEDERAL THREE MODE	50 MPH	121.55	0.00	0.95	0.00			2178.95	0.00
		30 MPH	89.76	0.00	0.90	0.00			577.53	0.00
	0 VEHICLES	IDLE DRIVE	0.00	0.00	0.00	0.00			0.00	0.00
		IDLE NEUTRAL	327.25	0.00	1.40	0.00			45.53	0.00

TABLE 16

SUMMARY OF FEDERAL SHORT TEST, FEDERAL THREE MODE TEST & FEDERAL TEST PROCEDURE
1975 YEAR MODEL VEHICLES

HOUSTON

MAKE	NUMBER OF VEHICLES	TEST	HC MEAN	HC S.D.	CO MEAN	CO S.D.	CO2 MEAN	CO2 S.D.	NOX MEAN	NOX S.D.
AMC	6	FEDERAL TEST PROCEDURE	1.14	0.74	10.37	5.66	589.2	75.3	2.85	0.61
		FEDERAL SHORT TEST	0.75	0.49	2.18	1.26	464.4	62.0	2.50	0.64
	FEDERAL THREE MODE	50 MPH	28.33	7.69	0.08	0.06			1038.46	528.20
		30 MPH	42.33	17.57	0.08	0.06			856.64	938.42
	5 VEHICLES	IDLE DRIVE	55.60	26.57	0.06	0.06			263.79	116.14
		IDLE NEUTRAL	44.50	11.98	0.09	0.07			113.99	32.25
BUICK	5	FEDERAL TEST PROCEDURE	1.13	1.44	27.14	50.69	673.5	180.1	1.94	0.69
		FEDERAL SHORT TEST	0.88	1.40	21.31	42.85	537.6	150.2	1.17	0.76
	FEDERAL THREE MODE	50 MPH	19.30	4.24	0.00	0.00			1048.72	417.54
		30 MPH	40.40	47.52	0.55	1.23			400.94	176.47
	5 VEHICLES	IDLE DRIVE	94.20	171.03	1.00	2.24			157.34	115.00
		IDLE NEUTRAL	111.10	206.24	1.00	2.24			62.38	32.63
CADILLAC	1	FEDERAL TEST PROCEDURE	3.51	0.00	111.28	0.00	738.6	0.0	1.07	0.00
		FEDERAL SHORT TEST	3.65	0.00	100.60	0.00	549.9	0.0	1.24	0.00
	FEDERAL THREE MODE	50 MPH	70.00	0.00	1.50	0.00			587.41	0.00
		30 MPH	175.00	0.00	4.10	0.00			399.32	0.00
	1 VEHICLES	IDLE DRIVE	340.00	0.00	5.00	0.00			68.47	0.00
		IDLE NEUTRAL	500.00	0.00	5.00	0.00			22.05	0.00
CHEVROLET	16	FEDERAL TEST PROCEDURE	1.68	2.08	22.48	21.04	617.5	147.8	2.71	0.99
		FEDERAL SHORT TEST	1.31	1.60	12.30	15.70	493.3	119.2	1.81	1.02
	FEDERAL THREE MODE	50 MPH	49.78	91.20	0.01	0.01			1489.93	870.67
		30 MPH	45.03	62.10	0.18	0.37			755.96	421.06
	14 VEHICLES	IDLE DRIVE	56.29	56.68	1.64	2.77			202.81	202.68
		IDLE NEUTRAL	64.91	65.06	1.36	2.02			71.84	51.88
CHRYSLER	1	FEDERAL TEST PROCEDURE	1.49	0.00	41.20	0.00	706.4	0.0	2.86	0.00
		FEDERAL SHORT TEST	1.02	0.00	24.31	0.00	560.9	0.0	3.62	0.00
	FEDERAL THREE MODE	50 MPH	25.00	0.00	0.00	0.00			2447.00	0.00
		30 MPH	20.00	0.00	0.00	0.00			1475.10	0.00
	1 VEHICLES	IDLE DRIVE	120.00	0.00	2.90	0.00			121.76	0.00
		IDLE NEUTRAL	95.00	0.00	2.60	0.00			90.83	0.00
DODGE	5	FEDERAL TEST PROCEDURE	1.80	0.95	59.44	44.03	663.1	135.3	2.07	0.40
		FEDERAL SHORT TEST	1.30	1.08	39.18	37.42	521.1	85.4	1.98	0.36
	FEDERAL THREE MODE	50 MPH	53.00	76.63	0.04	0.05			1047.18	294.09
		30 MPH	46.90	63.30	0.01	0.01			1195.11	566.95
	5 VEHICLES	IDLE DRIVE	132.40	90.67	2.74	2.20			99.54	55.83
		IDLE NEUTRAL	145.00	110.80	2.77	2.23			67.98	30.74
FORD	14	FEDERAL TEST PROCEDURE	1.09	0.43	18.22	14.47	736.5	148.4	2.80	1.13
		FEDERAL SHORT TEST	0.87	0.46	10.64	10.71	628.6	137.5	2.13	0.81
	FEDERAL THREE MODE	50 MPH	31.61	12.58	0.17	0.21			1150.29	579.73
		30 MPH	34.50	13.87	0.18	0.21			519.44	357.10
	12 VEHICLES	IDLE DRIVE	71.17	89.33	1.13	1.38			110.35	46.86
		IDLE NEUTRAL	122.18	182.04	0.81	1.30			67.31	33.98
LINCOLN	1	FEDERAL TEST PROCEDURE	5.40	0.00	165.14	0.00	792.1	0.0	2.19	0.00
		FEDERAL SHORT TEST	3.93	0.00	122.60	0.00	618.4	0.0	1.15	0.00
	FEDERAL THREE MODE	50 MPH	38.00	0.00	0.90	0.00			2934.00	0.00
		30 MPH	105.00	0.00	1.30	0.00			448.91	0.00
	1 VEHICLES	IDLE DRIVE	260.00	0.00	9.50	0.00			1.90	0.00
		IDLE NEUTRAL	260.00	0.00	9.20	0.00			1.42	0.00
MERCURY	5	FEDERAL TEST PROCEDURE	0.87	0.37	13.25	11.04	745.0	112.9	3.75	1.74
		FEDERAL SHORT TEST	0.81	0.61	6.55	6.89	602.2	97.2	2.28	1.14
	FEDERAL THREE MODE	50 MPH	33.40	15.32	0.04	0.03			1611.23	785.44
		30 MPH	31.00	15.15	0.05	0.05			762.83	776.46
	5 VEHICLES	IDLE DRIVE	20.80	10.66	0.34	0.47			89.98	67.89
		IDLE NEUTRAL	20.20	9.68	0.22	0.28			51.49	7.62
OLDSMOBILE	5	FEDERAL TEST PROCEDURE	1.65	0.70	27.10	17.44	646.1	99.6	1.98	0.63
		FEDERAL SHORT TEST	1.70	1.19	17.21	13.52	512.8	71.7	1.20	0.33
	FEDERAL THREE MODE	50 MPH	26.40	14.31	0.02	0.02			657.76	238.99
		30 MPH	24.90	9.02	0.00	0.00			580.05	284.44
	4 VEHICLES	IDLE DRIVE	258.50	160.60	3.75	2.50			73.63	63.36
		IDLE NEUTRAL	342.00	211.12	3.64	2.13			36.47	22.34
PLYMOUTH	6	FEDERAL TEST PROCEDURE	2.90	2.35	84.47	51.58	615.1	95.1	2.07	0.70
		FEDERAL SHORT TEST	2.09	1.53	57.50	38.94	485.5	79.2	2.17	0.60
	FEDERAL THREE MODE	50 MPH	47.33	58.39	0.88	1.65			932.92	370.57
		30 MPH	59.83	72.03	0.48	0.79			1371.21	974.59
	6 VEHICLES	IDLE DRIVE	162.33	129.19	3.98	1.96			76.36	54.96
		IDLE NEUTRAL	174.33	140.59	4.02	1.94			52.78	22.51
PONTIAC	6	FEDERAL TEST PROCEDURE	1.31	0.77	24.26	20.14	687.0	137.0	3.26	0.86
		FEDERAL SHORT TEST	0.89	0.75	9.60	11.53	541.6	115.1	2.65	0.77
	FEDERAL THREE MODE	50 MPH	26.08	8.09	0.01	0.01			1166.95	289.66
		30 MPH	29.08	9.91	0.01	0.01			1087.83	276.83
	6 VEHICLES	IDLE DRIVE	105.00	78.49	1.12	1.45			281.52	398.45
		IDLE NEUTRAL	129.42	129.76	1.09	1.50			86.62	106.75

TABLE 16 CONT'D

SUMMARY OF FEDERAL SHORT TEST, FEDERAL THREE MODE TEST & FEDERAL TEST PROCEDURE
1975 YEAR MODEL VEHICLES

HOUSTON

MAKE	NUMBER OF VEHICLES	TEST	HC MEAN	HC S.D.	CO MEAN	CO S.D.	CO2 MEAN	CO2 S.D.	NOX MEAN	NOX S.D.
AUDI	1	FEDERAL TEST PROCEDURE	2.12	0.00	34.09	0.00	379.2	0.0	1.82	0.00
		FEDERAL SHORT TEST	1.79	0.00	34.16	0.00	278.3	0.0	1.14	0.00
	FEDERAL THREE MODE	50 MPH	140.00	0.00	0.70	0.00			2045.13	0.00
		30 MPH	142.00	0.00	1.00	0.00			2112.18	0.00
	0 VEHICLES	IDLE DRIVE	0.00	0.00	0.00	0.00			0.00	0.00
		IDLE NEUTRAL	165.00	0.00	5.00	0.00			58.44	0.00
BMW	2	FEDERAL TEST PROCEDURE	0.37	0.18	11.30	4.36	619.2	160.8	1.60	0.27
		FEDERAL SHORT TEST	0.17	0.14	7.10	0.17	513.0	153.9	0.84	0.16
	FEDERAL THREE MODE	50 MPH	22.50	3.54	0.06	0.04			586.84	279.24
		30 MPH	24.00	1.41	0.04	0.02			224.61	120.57
	2 VEHICLES	IDLE DRIVE	26.25	1.77	0.07	0.08			100.45	26.60
		IDLE NEUTRAL	27.50	2.12	0.20	0.16			63.99	13.48
CAPRI	1	FEDERAL TEST PROCEDURE	0.74	0.00	7.71	0.00	563.2	0.0	3.03	0.00
		FEDERAL SHORT TEST	0.48	0.00	3.28	0.00	489.6	0.0	2.34	0.00
	FEDERAL THREE MODE	50 MPH	50.00	0.00	0.23	0.00			1728.38	0.00
		30 MPH	40.00	0.00	0.11	0.00			1099.75	0.00
	1 VEHICLES	IDLE DRIVE	30.00	0.00	0.00	0.00			172.39	0.00
		IDLE NEUTRAL	27.50	0.00	0.00	0.00			71.50	0.00
COLT	1	FEDERAL TEST PROCEDURE	1.46	0.00	22.19	0.00	406.4	0.0	2.15	0.00
		FEDERAL SHORT TEST	1.33	0.00	13.07	0.00	324.4	0.0	1.40	0.00
	FEDERAL THREE MODE	50 MPH	15.00	0.00	0.48	0.00			1241.47	0.00
		30 MPH	40.00	0.00	0.50	0.00			577.53	0.00
	1 VEHICLES	IDLE DRIVE	110.00	0.00	2.50	0.00			96.86	0.00
		IDLE NEUTRAL	42.50	0.00	1.40	0.00			48.50	0.00
DATSUN	3	FEDERAL TEST PROCEDURE	1.69	0.28	13.03	1.22	351.3	13.8	2.49	0.39
		FEDERAL SHORT TEST	1.42	0.24	7.12	1.66	278.5	12.2	1.25	0.28
	FEDERAL THREE MODE	50 MPH	85.00	25.00	0.16	0.04			2829.09	655.76
		30 MPH	63.33	16.50	0.16	0.01			692.37	137.89
	0 VEHICLES	IDLE DRIVE	0.00	0.00	0.00	0.00			0.00	0.00
		IDLE NEUTRAL	82.33	37.61	0.92	0.48			78.79	13.99
FIAT	1	FEDERAL TEST PROCEDURE	0.72	0.00	15.20	0.00	428.7	0.0	1.16	0.00
		FEDERAL SHORT TEST	0.41	0.00	13.55	0.00	352.5	0.0	0.78	0.00
	FEDERAL THREE MODE	50 MPH	30.00	0.00	1.20	0.00			1099.75	0.00
		30 MPH	18.00	0.00	0.25	0.00			359.59	0.00
	0 VEHICLES	IDLE DRIVE	0.00	0.00	0.00	0.00			0.00	0.00
		IDLE NEUTRAL	50.00	0.00	0.65	0.00			57.44	0.00
HONDA	2	FEDERAL TEST PROCEDURE	0.96	0.05	5.85	1.13	361.4	21.8	1.65	0.07
		FEDERAL SHORT TEST	0.38	0.01	3.29	0.21	289.1	12.1	1.10	0.15
	FEDERAL THREE MODE	50 MPH	21.50	4.95	0.14	0.04			1334.91	165.43
		30 MPH	18.50	9.19	0.14	0.00			675.58	278.53
	0 VEHICLES	IDLE DRIVE	0.00	0.00	0.00	0.00			0.00	0.00
		IDLE NEUTRAL	91.00	41.01	0.20	0.04			78.39	29.62
MAZDA	2	FEDERAL TEST PROCEDURE	2.49	2.62	17.59	15.92	637.6	88.1	1.04	0.00
		FEDERAL SHORT TEST	3.33	4.61	24.72	28.95	497.6	125.8	0.62	0.01
	FEDERAL THREE MODE	50 MPH	26.00	12.73	0.24	0.28			730.21	90.38
		30 MPH	27.00	11.31	0.05	0.07			202.00	9.16
	1 VEHICLES	IDLE DRIVE	700.00	0.00	1.50	0.00			23.99	0.00
		IDLE NEUTRAL	65.00	63.64	0.70	0.28			26.42	2.06
MERC.-BENZ	1	FEDERAL TEST PROCEDURE	1.97	0.00	19.45	0.00	498.3	0.0	4.12	0.00
		FEDERAL SHORT TEST	1.39	0.00	11.42	0.00	403.7	0.0	2.90	0.00
	FEDERAL THREE MODE	50 MPH	25.00	0.00	0.06	0.00			2836.18	0.00
		30 MPH	21.00	0.00	0.03	0.00			2089.86	0.00
	1 VEHICLES	IDLE DRIVE	35.00	0.00	0.22	0.00			299.81	0.00
		IDLE NEUTRAL	25.00	0.00	0.20	0.00			96.86	0.00
MG	1	FEDERAL TEST PROCEDURE	0.33	0.00	6.40	0.00	395.4	0.0	0.58	0.00
		FEDERAL SHORT TEST	0.32	0.00	4.22	0.00	332.6	0.0	0.39	0.00
	FEDERAL THREE MODE	50 MPH	15.00	0.00	0.24	0.00			419.16	0.00
		30 MPH	20.00	0.00	0.22	0.00			96.86	0.00
	0 VEHICLES	IDLE DRIVE	0.00	0.00	0.00	0.00			0.00	0.00
		IDLE NEUTRAL	20.00	0.00	0.16	0.00			12.41	0.00
OPEL	1	FEDERAL TEST PROCEDURE	0.87	0.00	4.82	0.00	505.9	0.0	2.49	0.00
		FEDERAL SHORT TEST	0.42	0.00	2.91	0.00	401.4	0.0	1.97	0.00
	FEDERAL THREE MODE	50 MPH	35.00	0.00	0.16	0.00			1052.25	0.00
		30 MPH	33.00	0.00	0.13	0.00			843.15	0.00
	0 VEHICLES	IDLE DRIVE	0.00	0.00	0.00	0.00			0.00	0.00
		IDLE NEUTRAL	18.00	0.00	0.01	0.00			106.79	0.00
PORSCHE	2	FEDERAL TEST PROCEDURE	1.42	0.20	19.02	1.30	470.6	2.9	1.75	0.09
		FEDERAL SHORT TEST	0.96	0.39	13.52	0.23	367.1	15.0	1.26	0.02
	FEDERAL THREE MODE	50 MPH	21.00	1.41	0.38	0.06			1123.05	167.48
		30 MPH	24.50	13.44	0.31	0.28			513.28	7.01
	0 VEHICLES	IDLE DRIVE	0.00	0.00	0.00	0.00			0.00	0.00
		IDLE NEUTRAL	78.00	31.11	1.90	0.99			66.05	20.61

TABLE 16 CONT'D

SUMMARY OF FEDERAL SHORT TEST, FEDERAL THREE MODE TEST & FEDERAL TEST PROCEDURE
1975 YEAR MODEL VEHICLES

HOUSTON

MAKE	NUMBER OF VEHICLES	TEST	HC MEAN	HC S.D.	CO MEAN	CO S.D.	CO2 MEAN	CO2 S.D.	NOX MEAN	NOX S.D.
SAAB	1	FEDERAL TEST PROCEDURE	1.16	0.00	14.28	0.00	457.2	0.0	2.04	0.00
		FEDERAL SHORT TEST	0.77	0.00	10.33	0.00	354.3	0.0	1.52	0.00
	FEDERAL THREE MODE	50 MPH	35.00	0.00	0.21	0.00			1170.75	0.00
		30 MPH	55.00	0.00	2.80	0.00			1028.46	0.00
	0 VEHICLES	IDLE DRIVE	0.00	0.00	0.00	0.00			0.00	0.00
		IDLE NEUTRAL	182.00	0.00	1.30	0.00			55.45	0.00
SUBARU	1	FEDERAL TEST PROCEDURE	1.46	0.00	15.71	0.00	425.2	0.0	2.82	0.00
		FEDERAL SHORT TEST	1.01	0.00	7.77	0.00	364.7	0.0	2.14	0.00
	FEDERAL THREE MODE	50 MPH	50.00	0.00	0.20	0.00			2112.18	0.00
		30 MPH	50.50	0.00	0.30	0.00			1123.45	0.00
	1 VEHICLES	IDLE DRIVE	105.00	0.00	2.10	0.00			146.94	0.00
		IDLE NEUTRAL	150.00	0.00	1.10	0.00			84.69	0.00
TOYOTA	3	FEDERAL TEST PROCEDURE	1.52	0.11	13.12	4.10	469.4	43.1	3.35	1.10
		FEDERAL SHORT TEST	0.96	0.14	10.50	3.38	374.8	44.2	1.95	0.61
	FEDERAL THREE MODE	50 MPH	50.83	12.83	0.09	0.05			1736.92	618.92
		30 MPH	83.17	18.71	0.19	0.14			1501.13	824.67
	1 VEHICLES	IDLE DRIVE	120.00	0.00	1.10	0.00			319.81	0.00
		IDLE NEUTRAL	44.00	36.17	0.47	0.40			86.26	32.35
VW	5	FEDERAL TEST PROCEDURE	1.83	1.30	25.41	19.24	404.9	33.1	1.20	0.67
		FEDERAL SHORT TEST	1.17	1.12	12.97	14.61	315.8	24.9	0.97	0.52
	FEDERAL THREE MODE	50 MPH	68.00	33.84	1.04	1.69			1025.72	654.34
		30 MPH	75.60	55.56	0.50	0.85			653.52	449.36
	1 VEHICLES	IDLE DRIVE	13.00	0.00	0.01	0.00			19.15	0.00
		IDLE NEUTRAL	193.90	340.49	0.83	1.52			83.62	25.76
VOLVO	1	FEDERAL TEST PROCEDURE	1.37	0.00	25.41	0.00	471.9	0.0	2.57	0.00
		FEDERAL SHORT TEST	1.21	0.00	37.76	0.00	359.6	0.0	0.90	0.00
	FEDERAL THREE MODE	50 MPH	75.00	0.00	1.10	0.00			2178.95	0.00
		30 MPH	70.00	0.00	0.65	0.00			626.88	0.00
	1 VEHICLES	IDLE DRIVE	110.00	0.00	1.80	0.00			68.47	0.00
		IDLE NEUTRAL	60.00	0.00	1.00	0.00			53.46	0.00

TABLE 16

SUMMARY OF FEDERAL SHORT TEST, FEDERAL THREE MODE TEST & FEDERAL TEST PROCEDURE
1975 YEAR MODEL VEHICLES

PHOENIX

MAKE	NUMBER OF VEHICLES	TEST	HC MEAN	HC S.D.	CO MEAN	CO S.D.	CO2 MEAN	CO2 S.D.	NOX MEAN	NOX S.D.
AMC	6	FEDERAL TEST PROCEDURE	0.96	0.56	9.83	5.11	563.7	93.2	2.95	0.88
		FEDERAL SHORT TEST	0.72	0.46	3.70	3.95	459.3	75.9	2.76	0.95
	FEDERAL THREE MODE	50 MPH	42.17	20.45	0.10	0.06			1496.04	751.94
		30 MPH	63.75	32.16	0.11	0.07			984.20	576.58
	5 VEHICLES	IDLE DRIVE	89.40	65.01	0.09	0.09			271.50	81.14
		IDLE NEUTRAL	78.00	49.34	0.17	0.18			105.77	34.95
BUICK	5	FEDERAL TEST PROCEDURE	1.30	0.78	30.42	24.99	652.1	99.6	1.54	0.21
		FEDERAL SHORT TEST	1.42	1.19	33.09	31.50	512.3	64.6	0.76	0.10
	FEDERAL THREE MODE	50 MPH	38.00	12.55	0.04	0.04			1162.31	303.60
		30 MPH	39.40	15.14	0.15	0.16			453.54	327.71
	5 VEHICLES	IDLE DRIVE	114.00	91.88	1.83	1.95			138.35	103.73
		IDLE NEUTRAL	92.00	73.37	1.80	1.90			64.95	31.23
CADILLAC	1	FEDERAL TEST PROCEDURE	1.44	0.00	45.06	0.00	755.2	0.0	1.66	0.00
		FEDERAL SHORT TEST	3.08	0.00	82.14	0.00	516.1	0.0	1.59	0.00
	FEDERAL THREE MODE	50 MPH	40.00	0.00	1.80	0.00			280.00	0.00
		30 MPH	50.00	0.00	1.80	0.00			240.13	0.00
	1 VEHICLES	IDLE DRIVE	40.00	0.00	0.02	0.00			429.08	0.00
		IDLE NEUTRAL	43.00	0.00	0.02	0.00			129.29	0.00
CHEVROLET	16	FEDERAL TEST PROCEDURE	1.18	0.85	24.45	24.58	557.0	125.5	2.81	0.96
		FEDERAL SHORT TEST	0.76	0.71	12.58	16.34	451.6	108.0	2.02	0.95
	FEDERAL THREE MODE	50 MPH	53.00	21.10	0.23	0.47			1878.99	933.47
		30 MPH	53.94	23.64	0.24	0.60			1169.74	696.03
	14 VEHICLES	IDLE DRIVE	113.96	97.48	1.47	2.25			189.85	176.86
		IDLE NEUTRAL	115.75	104.37	1.72	2.58			62.02	26.91
CHRYSLER	6	FEDERAL TEST PROCEDURE	2.13	0.80	50.56	19.39	718.6	57.4	2.36	0.98
		FEDERAL SHORT TEST	0.99	0.45	19.46	13.68	574.4	47.4	2.53	0.75
	FEDERAL THREE MODE	50 MPH	59.67	37.53	0.10	0.11			1572.45	512.71
		30 MPH	68.83	39.45	0.11	0.15			1327.32	311.66
	6 VEHICLES	IDLE DRIVE	141.67	55.74	2.67	2.28			98.33	67.43
		IDLE NEUTRAL	137.50	55.48	2.36	2.18			64.63	24.60
DODGE	2	FEDERAL TEST PROCEDURE	1.26	0.41	31.66	23.13	548.8	106.1	2.53	0.01
		FEDERAL SHORT TEST	0.76	0.63	18.90	20.75	435.3	84.7	2.35	0.68
	FEDERAL THREE MODE	50 MPH	18.75	1.77	0.02	0.02			1827.95	433.48
		30 MPH	20.00	0.00	0.01	0.00			2185.88	1335.60
	2 VEHICLES	IDLE DRIVE	97.50	31.82	2.00	1.41			118.05	19.44
		IDLE NEUTRAL	82.50	24.75	2.10	0.85			81.64	2.88
FORD	15	FEDERAL TEST PROCEDURE	1.16	0.81	18.84	17.61	689.4	166.7	2.47	0.80
		FEDERAL SHORT TEST	0.84	0.60	10.43	13.17	573.4	144.8	1.74	0.61
	FEDERAL THREE MODE	50 MPH	66.63	41.05	0.38	0.73			1513.79	726.58
		30 MPH	71.65	57.06	0.45	1.01			586.77	536.94
	12 VEHICLES	IDLE DRIVE	89.50	51.41	0.72	0.62			145.37	76.07
		IDLE NEUTRAL	84.77	58.60	0.74	0.95			69.96	20.60
LINCOLN	1	FEDERAL TEST PROCEDURE	3.20	0.00	111.49	0.00	734.0	0.0	4.11	0.00
		FEDERAL SHORT TEST	2.19	0.00	72.84	0.00	622.7	0.0	3.06	0.00
	FEDERAL THREE MODE	50 MPH	50.00	0.00	0.15	0.00			2350.23	0.00
		30 MPH	55.00	0.00	0.35	0.00			784.30	0.00
	1 VEHICLES	IDLE DRIVE	245.00	0.00	9.00	0.00			64.90	0.00
		IDLE NEUTRAL	200.00	0.00	8.00	0.00			64.45	0.00
MERCURY	4	FEDERAL TEST PROCEDURE	1.24	0.53	23.72	15.59	713.4	122.2	2.21	0.50
		FEDERAL SHORT TEST	0.91	0.54	15.49	15.11	573.6	81.8	1.66	0.53
	FEDERAL THREE MODE	50 MPH	55.75	40.15	0.25	0.18			1213.58	559.11
		30 MPH	53.25	31.02	0.33	0.26			651.13	189.43
	4 VEHICLES	IDLE DRIVE	76.25	57.93	0.87	1.43			201.11	97.06
		IDLE NEUTRAL	51.25	39.66	0.52	0.79			82.02	23.15
OLDSMOBILE	5	FEDERAL TEST PROCEDURE	1.08	0.85	14.76	17.03	586.0	57.8	2.08	0.84
		FEDERAL SHORT TEST	0.88	1.26	6.82	10.70	454.9	50.0	1.58	0.83
	FEDERAL THREE MODE	50 MPH	30.40	7.57	0.03	0.02			853.58	549.32
		30 MPH	33.90	12.69	0.02	0.02			861.04	380.73
	5 VEHICLES	IDLE DRIVE	93.50	133.04	0.82	1.78			113.19	47.24
		IDLE NEUTRAL	112.00	161.96	0.74	1.60			63.35	42.99
PLYMOUTH	4	FEDERAL TEST PROCEDURE	1.46	0.54	32.82	27.41	571.3	97.0	3.23	1.44
		FEDERAL SHORT TEST	1.19	0.85	20.03	25.35	447.3	69.3	3.51	1.17
	FEDERAL THREE MODE	50 MPH	68.75	37.94	0.59	1.14			2564.65	712.27
		30 MPH	56.25	18.87	0.15	0.27			2274.04	819.89
	4 VEHICLES	IDLE DRIVE	159.50	84.72	2.83	3.34			160.78	96.20
		IDLE NEUTRAL	148.75	80.04	2.93	3.41			92.91	33.85
PONTIAC	6	FEDERAL TEST PROCEDURE	1.42	0.83	30.04	19.85	621.2	139.5	2.53	0.80
		FEDERAL SHORT TEST	1.10	0.72	13.96	8.89	493.9	107.5	1.95	0.58
	FEDERAL THREE MODE	50 MPH	44.50	51.92	0.03	0.02			1230.27	467.01
		30 MPH	75.42	129.81	0.04	0.01			918.28	212.51
	6 VEHICLES	IDLE DRIVE	202.50	170.20	3.02	3.10			162.76	114.16
		IDLE NEUTRAL	190.83	172.23	3.06	2.50			61.94	30.97

TABLE 16 CONT'D

SUMMARY OF FEDERAL SHORT TEST, FEDERAL THREE MODE TEST & FEDERAL TEST PROCEDURE
1975 YEAR MODEL VEHICLES

PHOENIX

MAKE	NUMBER OF VEHICLES	TEST	HC MEAN	HC S.D.	CO MEAN	CO S.D.	CO2 MEAN	CO2 S.D.	NOX MEAN	NOX S.D.
		FEDERAL TEST PROCEDURE								
AUDI	1	FEDERAL TEST PROCEDURE	1.39	0.00	7.52	0.00	363.8	0.0	1.70	0.00
		FEDERAL SHORT TEST	1.09	0.00	8.84	0.00	307.5	0.0	1.39	0.00
	FEDERAL THREE MODE	50 MPH	170.00	0.00	1.30	0.00			2134.47	0.00
		30 MPH	150.00	0.00	0.80	0.00			911.67	0.00
	1 VEHICLES	IDLE DRIVE	170.00	0.00	2.20	0.00			121.76	0.00
		IDLE NEUTRAL	110.00	0.00	1.30	0.00			86.74	0.00
BMW	2	FEDERAL TEST PROCEDURE	0.66	0.11	21.68	1.06	617.7	39.9	1.73	0.39
		FEDERAL SHORT TEST	0.20	0.03	15.11	3.20	508.0	30.4	1.08	0.37
	FEDERAL THREE MODE	50 MPH	37.50	31.82	0.14	0.11			828.76	383.23
		30 MPH	50.00	49.50	0.24	0.16			198.46	58.51
	2 VEHICLES	IDLE DRIVE	60.00	49.50	0.50	0.06			61.00	16.28
		IDLE NEUTRAL	57.50	53.03	0.21	0.06			52.97	4.92
CAPRI	1	FEDERAL TEST PROCEDURE	0.62	0.00	11.20	0.00	629.5	0.0	0.80	0.00
		FEDERAL SHORT TEST	0.41	0.00	7.08	0.00	501.9	0.0	0.55	0.00
	FEDERAL THREE MODE	50 MPH	90.00	0.00	0.32	0.00			646.59	0.00
		30 MPH	85.00	0.00	0.14	0.00			280.00	0.00
	0 VEHICLES	IDLE DRIVE	0.00	0.00	0.00	0.00			0.00	0.00
		IDLE NEUTRAL	80.00	0.00	0.02	0.00			50.48	0.00
COLT	1	FEDERAL TEST PROCEDURE	0.71	0.00	11.45	0.00	386.3	0.0	1.84	0.00
		FEDERAL SHORT TEST	0.45	0.00	7.57	0.00	320.5	0.0	1.38	0.00
	FEDERAL THREE MODE	50 MPH	65.00	0.00	0.04	0.00			1921.44	0.00
		30 MPH	105.00	0.00	0.03	0.00			1064.14	0.00
	0 VEHICLES	IDLE DRIVE	0.00	0.00	0.00	0.00			0.00	0.00
		IDLE NEUTRAL	80.00	0.00	0.07	0.00			57.94	0.00
DATSUN	3	FEDERAL TEST PROCEDURE	1.18	0.59	15.80	7.10	364.5	21.4	2.63	0.57
		FEDERAL SHORT TEST	0.95	0.79	7.66	6.66	296.4	27.1	1.96	0.50
	FEDERAL THREE MODE	50 MPH	69.33	37.17	0.53	0.41			2192.21	441.32
		30 MPH	69.33	70.44	0.34	0.28			1097.43	273.59
	1 VEHICLES	IDLE DRIVE	250.00	0.00	2.00	0.00			111.77	0.00
		IDLE NEUTRAL	69.00	49.12	0.52	0.46			63.17	14.08
FIAT	2	FEDERAL TEST PROCEDURE	1.06	0.32	22.16	11.93	407.7	18.6	1.22	0.20
		FEDERAL SHORT TEST	0.75	0.13	15.56	7.05	340.3	19.5	0.91	0.27
	FEDERAL THREE MODE	50 MPH	60.00	0.00	1.30	0.14			1315.00	487.48
		30 MPH	25.00	7.07	0.65	0.21			468.56	154.11
	1 VEHICLES	IDLE DRIVE	90.00	0.00	1.20	0.00			97.00	0.00
		IDLE NEUTRAL	60.00	14.14	0.40	0.28			91.67	21.38
HONDA	2	FEDERAL TEST PROCEDURE	0.78	0.10	6.80	2.54	332.6	10.3	1.49	0.03
		FEDERAL SHORT TEST	0.78	0.48	5.73	1.62	279.4	2.2	1.27	0.08
	FEDERAL THREE MODE	50 MPH	22.25	0.35	0.17	0.04			1739.61	113.02
		30 MPH	31.25	15.91	0.27	0.18			1075.76	134.34
	0 VEHICLES	IDLE DRIVE	0.00	0.00	0.00	0.00			0.00	0.00
		IDLE NEUTRAL	50.00	0.00	0.25	0.00			103.07	8.78
MAZDA	2	FEDERAL TEST PROCEDURE	1.62	0.06	16.08	5.46	605.6	19.2	0.86	0.03
		FEDERAL SHORT TEST	4.05	3.98	46.12	41.54	445.4	109.8	0.49	0.07
	FEDERAL THREE MODE	50 MPH	22.50	3.54	0.10	0.00			567.42	181.61
		30 MPH	22.50	3.54	0.04	0.01			141.89	7.15
	1 VEHICLES	IDLE DRIVE	30.00	0.00	0.30	0.00			28.85	0.00
		IDLE NEUTRAL	22.50	3.54	0.02	0.00			28.36	0.69
MERC.-BENZ	1	FEDERAL TEST PROCEDURE	0.41	0.00	4.54	0.00	651.2	0.0	3.46	0.00
		FEDERAL SHORT TEST	0.08	0.00	0.11	0.00	512.1	0.0	2.87	0.00
	FEDERAL THREE MODE	50 MPH	40.00	0.00	0.01	0.00			1682.62	0.00
		30 MPH	60.00	0.00	0.01	0.00			1123.45	0.00
	1 VEHICLES	IDLE DRIVE	70.00	0.00	0.01	0.00			319.81	0.00
		IDLE NEUTRAL	75.00	0.00	0.01	0.00			86.74	0.00
MG	1	FEDERAL TEST PROCEDURE	0.13	0.00	3.77	0.00	488.2	0.0	0.79	0.00
		FEDERAL SHORT TEST	0.08	0.00	0.72	0.00	397.9	0.0	0.60	0.00
	FEDERAL THREE MODE	50 MPH	30.00	0.00	0.05	0.00			498.44	0.00
		30 MPH	30.00	0.00	0.01	0.00			379.46	0.00
	0 VEHICLES	IDLE DRIVE	0.00	0.00	0.00	0.00			0.00	0.00
		IDLE NEUTRAL	30.00	0.00	0.01	0.00			56.45	0.00
OPEL	1	FEDERAL TEST PROCEDURE	1.23	0.00	5.27	0.00	535.1	0.0	1.32	0.00
		FEDERAL SHORT TEST	0.73	0.00	4.44	0.00	452.1	0.0	0.83	0.00
	FEDERAL THREE MODE	50 MPH	90.00	0.00	0.32	0.00			1099.75	0.00
		30 MPH	90.00	0.00	0.32	0.00			409.24	0.00
	0 VEHICLES	IDLE DRIVE	0.00	0.00	0.00	0.00			0.00	0.00
		IDLE NEUTRAL	110.00	0.00	0.15	0.00			45.53	0.00
PORSCHE	2	FEDERAL TEST PROCEDURE	3.85	4.32	19.14	21.48	483.0	25.8	1.33	0.42
		FEDERAL SHORT TEST	0.46	0.20	7.34	8.91	404.2	21.6	0.72	0.49
	FEDERAL THREE MODE	50 MPH	67.50	10.61	0.16	0.19			1093.65	109.04
		30 MPH	70.00	14.14	0.21	0.27			361.88	165.12
	0 VEHICLES	IDLE DRIVE	0.00	0.00	0.00	0.00			0.00	0.00
		IDLE NEUTRAL	75.50	21.92	0.66	0.91			66.48	8.53

TABLE 16 CONT'D

SUMMARY OF FEDERAL SHORT TEST, FEDERAL THREE MODE TEST & FEDERAL TEST PROCEDURE
1975 YEAR MODEL VEHICLES

PHOENIX

MAKE	NUMBER OF VEHICLES	TEST	HC MEAN	HC S.D.	CO MEAN	CO S.D.	CO2 MEAN	CO2 S.D.	NOX MEAN	NOX S.D.
		FEDERAL TEST PROCEDURE								
SAAB	1	FEDERAL TEST PROCEDURE	1.32	0.00	6.71	0.00	442.5	0.0	1.23	0.00
		FEDERAL SHORT TEST	0.96	0.00	4.92	0.00	328.9	0.0	0.89	0.00
	FEDERAL THREE MODE	50 MPH	50.00	0.00	0.18	0.00			676.15	0.00
		30 MPH	62.50	0.00	0.20	0.00			538.01	0.00
	0 VEHICLES	IDLE DRIVE	0.00	0.00	0.00	0.00			0.00	0.00
		IDLE NEUTRAL	400.00	0.00	1.25	0.00			54.45	0.00
SUBARU	1	FEDERAL TEST PROCEDURE	1.53	0.00	16.79	0.00	364.7	0.0	2.95	0.00
		FEDERAL SHORT TEST	1.07	0.00	10.88	0.00	310.3	0.0	2.23	0.00
	FEDERAL THREE MODE	50 MPH	130.00	0.00	0.20	0.00			2836.18	0.00
		30 MPH	135.00	0.00	0.50	0.00			1590.71	0.00
	1 VEHICLES	IDLE DRIVE	160.00	0.00	2.00	0.00			146.94	0.00
		IDLE NEUTRAL	110.00	0.00	1.50	0.00			80.62	0.00
TOYOTA	3	FEDERAL TEST PROCEDURE	1.33	0.45	14.44	4.86	434.0	13.8	3.38	0.97
		FEDERAL SHORT TEST	0.81	0.14	9.68	2.38	357.1	10.7	2.10	0.55
	FEDERAL THREE MODE	50 MPH	44.17	11.81	0.19	0.14			2448.23	517.69
		30 MPH	78.33	27.54	0.28	0.27			1896.52	710.59
	1 VEHICLES	IDLE DRIVE	140.00	0.00	2.70	0.00			99.34	0.00
		IDLE NEUTRAL	41.67	2.89	0.90	0.28			50.51	10.48
VW	4	FEDERAL TEST PROCEDURE	1.13	0.85	18.06	17.08	351.3	27.8	1.84	1.12
		FEDERAL SHORT TEST	0.55	0.34	17.40	16.32	300.2	26.3	1.17	1.03
	FEDERAL THREE MODE	50 MPH	38.75	34.73	0.92	1.36			1172.71	1053.44
		30 MPH	35.00	16.83	0.13	0.11			1208.75	1098.76
	1 VEHICLES	IDLE DRIVE	17.00	0.00	0.03	0.00			198.11	0.00
		IDLE NEUTRAL	43.00	39.15	0.72	1.26			142.78	67.56
VOLVO	1	FEDERAL TEST PROCEDURE	0.28	0.00	3.18	0.00	467.4	0.0	3.19	0.00
		FEDERAL SHORT TEST	0.11	0.00	0.87	0.00	386.9	0.0	1.61	0.00
	FEDERAL THREE MODE	50 MPH	55.00	0.00	0.05	0.00			2495.46	0.00
		30 MPH	60.00	0.00	0.03	0.00			1440.26	0.00
	1 VEHICLES	IDLE DRIVE	65.00	0.00	0.01	0.00			82.66	0.00
		IDLE NEUTRAL	67.00	0.00	0.01	0.00			53.46	0.00

3.8 MOTOR VEHICLE DIAGNOSTIC INSPECTION DEMONSTRATION PROJECT (PHOENIX TASK) VEHICLE TEST RESULTS

3.8.1 Fuel Economy Test Results (Phoenix Task)

Fuel economy test results developed by the Federal Test Procedure, the Highway Fuel Economy Test and the combined tests are summarized in three pages comprising Table 17 which follow.

Fuel economy results are expressed in miles per gallon (mpg). EPA Combination fuel economy data represent a composite of 1975 Federal Test Procedure results and Highway Fuel Economy Test results derived by applying weighting factors of 0.55 and 0.45 to the two tests, respectively.

Data relative to Test No. 1 were obtained from testing sample vehicles in the as-received condition. Test No. 2 data were obtained from testing these same vehicles after "least cost" repair action was completed.

TABLE 17

MOTOR VEHICLE DIAGNOSTIC
INSPECTION DEMONSTRATION PROJECT

SUMMARY OF FUEL ECONOMY RESULTS
BEFORE AND AFTER RESTORATIVE MAINTENANCE

26 COMPACTS / 34 INTERMEDIATES

	FEDERAL TEST PROCEDURE				HIGHWAY FUEL ECONOMY
	COLD TRANS.	COLD STAB.	HOT TRANS.	75 COMP.	
TEST NO. 1					
MEAN FUEL ECON.	12.95	13.95	16.21	14.27	21.12
STD. DEV.	2.20	2.59	2.91	2.47	3.21
TEST NO. 2					
MEAN FUEL ECON.	13.62	14.65	16.82	14.95	21.48
STD. DEV.	2.39	2.85	2.85	2.64	3.45
CHANGE	0.67	0.70	0.61	0.68	0.36
% CHANGE	5.17	5.03	3.77	4.76	1.71

E.P.A. CITY/HWY COMB.	
TEST NO. 1	17.35
TEST NO. 2	17.89
CHANGE	0.54
% CHANGE	3.09

FUEL ECONOMY IN MILES PER GALLON

FUEL ECONOMY CALCULATIONS ASSUME 1:1.85 CARBON/HYDROGEN RATIO

TABLE 17 CONT'D

MOTOR VEHICLE DIAGNOSTIC
INSPECTION DEMONSTRATION PROJECT

SUMMARY OF FUEL ECONOMY RESULTS
BEFORE AND AFTER RESTORATIVE MAINTENANCE

26 COMPACTS /34 INTERMEDIATES

			FEDERAL TEST PROCEDURE				HIGHWAY FUEL ECONOMY
MFG.	CYL.	NO.	COLD TRANS.	COLD STAB.	HOT TRANS.	75 COMP.	
GENERAL MOTORS							
TEST 1							
	6	3	16.08	17.46	20.45	17.86	27.68
	8	21	12.05	13.04	15.38	13.37	20.71
TEST 2							
	6	3	16.63	18.89	21.45	18.97	28.16
	8	21	13.02	13.81	16.29	14.22	21.13
FORD							
TEST 1							
	6	6	16.28	17.83	19.52	17.90	23.96
	8	14	12.03	12.57	14.99	13.02	19.53
TEST 2							
	6	6	17.29	18.83	20.74	18.96	25.74
	8	14	12.50	12.97	15.03	13.37	19.25
CHRYSLER							
TEST 1							
	6	7	15.67	17.97	19.53	17.82	24.19
	8	9	12.41	13.27	15.29	13.57	19.46
TEST 2							
	6	7	15.79	19.50	20.63	18.87	24.77
	8	9	12.84	13.68	15.59	13.96	19.99
TEST 1							
TOTALS	6	16	15.97	17.82	19.70	17.86	24.69
TOTALS	8	44	12.12	12.93	15.23	13.30	20.06
TEST 2							
TOTALS	6	16	16.48	19.13	20.82	18.92	25.71
TOTALS	8	44	12.81	13.51	15.73	13.89	20.26

FUEL ECONOMY IN MILES PER GALLON
FUEL ECONOMY CALCULATIONS ASSUME 1:1.85 CARBON/HYDROGEN RATIO

TABLE 17 CONT'D

MOTOR VEHICLE DIAGNOSTIC
INSPECTION DEMONSTRATION PROJECT

SUMMARY OF FUEL ECONOMY RESULTS
BEFORE AND AFTER RESTORATIVE MAINTENANCE

26 COMPACTS / 34 INTERMEDIATES

			FEDERAL TEST PROCEDURE				HIGHWAY FUEL ECONOMY
MANUFACTURER	YEAR	NO.	COLD TRANS.	COLD STAB.	HOT TRANS.	75 COMP.	
GENERAL MOTORS							
TEST 1							
	1969	7	14.52	15.02	17.83	15.58	24.21
	1970	13	11.60	12.88	15.17	13.12	20.47
	1971	2	12.79	13.49	15.14	13.74	19.13
	1972	2	11.77	12.64	15.35	13.07	21.33
	TOTALS	24	12.44	13.47	15.87	13.80	21.38
TEST 2							
	1969	7	14.74	16.25	18.62	16.48	24.30
	1970	13	13.01	13.69	16.25	14.14	21.00
	1971	2	13.44	14.04	16.12	14.42	19.93
	1972	2	11.68	12.78	15.49	13.15	21.55
	TOTALS	24	13.38	14.29	16.79	14.68	21.81
FORD							
TEST 1							
	1969	3	13.79	14.21	17.95	14.97	20.25
	1970	5	14.22	16.25	17.72	16.14	22.10
	1971	5	13.36	14.31	16.74	14.67	21.60
	1972	7	11.89	12.02	14.19	12.52	19.38
	TOTALS	20	13.05	13.79	16.11	14.18	20.68
TEST 2							
	1969	3	13.17	15.10	16.68	15.03	20.27
	1970	5	15.15	16.97	18.97	17.04	23.88
	1971	5	14.42	15.18	17.39	15.55	22.00
	1972	7	12.45	12.16	14.30	12.74	18.62
	TOTALS	20	13.63	14.31	16.39	14.67	20.82
CHRYSLER							
TEST 1							
	1969	5	13.80	15.82	17.85	15.83	22.45
	1970	4	12.80	14.00	15.45	14.09	19.38
	1971	4	12.94	13.75	15.97	14.11	20.46
	1972	3	15.94	17.14	19.03	17.34	23.58
	TOTALS	16	13.65	14.99	16.89	15.15	21.28
TEST 2							
	1969	5	15.02	17.21	18.48	17.02	22.60
	1970	4	13.09	14.41	15.97	14.50	20.44
	1971	4	12.79	14.57	16.72	14.66	21.12
	1972	3	15.54	17.21	19.18	17.31	23.72
	TOTALS	16	13.98	15.73	17.46	15.75	21.83

FUEL ECONOMY IN MILES PER GALLON
FUEL ECONOMY CALCULATIONS ASSUME 1:1.85 CARBON/HYDROGEN RATIO

TABLE 17 CONT'D

MOTOR VEHICLE DIAGNOSTIC
INSPECTION DEMONSTRATION PROJECT

SUMMARY OF FUEL ECONOMY RESULTS
BEFORE AND AFTER RESTORATIVE MAINTENANCE

34 INTERMEDIATES

	FEDERAL TEST PROCEDURE				HIGHWAY FUEL ECONOMY
	COLD TRANS.	COLD STAB.	HOT TRANS.	75 COMP.	
TEST NO. 1					
MEAN FUEL ECON.	12.04	12.66	14.78	13.03	19.54
STD. DEV.	1.63	1.70	2.25	1.72	2.23
TEST NO. 2					
MEAN FUEL ECON.	12.67	13.30	15.28	13.64	19.75
STD. DEV.	1.87	1.83	1.93	1.72	2.62
CHANGE	0.64	0.64	0.50	0.61	0.21
% CHANGE	5.30	5.04	3.40	4.70	1.09

E.P.A. CITY/HWY COMB.	
TEST NO. 1	15.96
TEST NO. 2	16.39
CHANGE	0.43
% CHANGE	2.71

FUEL ECONOMY IN MILES PER GALLON

FUEL ECONOMY CALCULATIONS ASSUME 1:1.85 CARBON/HYDROGEN RATIO

TABLE 17 CONT'D

MOTOR VEHICLE DIAGNOSTIC
INSPECTION DEMONSTRATION PROJECT

SUMMARY OF FUEL ECONOMY RESULTS
BEFORE AND AFTER RESTORATIVE MAINTENANCE

34 INTERMEDIATES

			FEDERAL TEST PROCEDURE				HIGHWAY FUEL ECONOMY
MFG.	CYL.	NO.	COLD TRANS.	COLD STAB.	HOT TRANS.	75 COMP.	
GENERAL MOTORS							
TEST 1							
	6	1	18.51	18.61	21.20	19.23	28.21
	8	14	11.75	12.51	14.43	12.81	19.57
TEST 2							
	6	1	17.87	19.62	21.83	19.77	28.01
	8	14	12.56	13.25	15.34	13.60	20.13
FORD							
TEST 1							
	6	0					
	8	12	11.98	12.32	14.78	12.83	19.34
TEST 2							
	6	0					
	8	12	12.49	12.90	14.86	13.29	18.95
CHRYSLER							
TEST 1							
	6	0					
	8	7	12.12	12.97	14.85	13.23	18.98
TEST 2							
	6	0					
	8	7	12.69	13.47	15.25	13.73	19.60
TEST 1							
TOTALS	6	1	18.51	18.61	21.20	19.23	28.21
TOTALS	8	33	11.91	12.54	14.65	12.90	19.36
TEST 2							
TOTALS	6	1	17.87	19.62	21.83	19.77	28.01
TOTALS	8	33	12.56	13.17	15.14	13.51	19.58

FUEL ECONOMY IN MILES PER GALLON
FUEL ECONOMY CALCULATIONS ASSUME 1:1.85 CARBON/HYDROGEN RATIO

TABLE 17 CONT'D

MOTOR VEHICLE DIAGNOSTIC
INSPECTION DEMONSTRATION PROJECT

SUMMARY OF FUEL ECONOMY RESULTS
BEFORE AND AFTER RESTORATIVE MAINTENANCE

34 INTERMEDIATES

			FEDERAL TEST PROCEDURE				HIGHWAY FUEL ECONOMY
MANUFACTURER	YEAR	NO.	COLD TRANS.	COLD STAB.	HOT TRANS.	75 COMP.	
GENERAL MOTORS							
TEST 1							
	1969	3	14.55	14.39	17.05	15.06	22.74
	1970	8	11.21	12.16	13.82	12.35	19.02
	1971	2	12.79	13.49	15.14	13.74	19.13
	1972	2	11.77	12.64	15.35	13.07	21.33
	TOTALS	15	12.04	12.79	14.75	13.10	19.98
TEST 2							
	1969	3	14.25	15.58	17.68	15.79	23.09
	1970	8	12.50	12.99	14.94	13.36	19.61
	1971	2	13.44	14.04	16.12	14.42	19.93
	1972	2	11.68	12.78	15.49	13.15	21.55
	TOTALS	15	12.82	13.54	15.65	13.89	20.52
FORD							
TEST 1							
	1969	3	13.79	14.21	17.95	14.97	20.25
	1970	2	12.37	13.89	16.06	14.05	21.56
	1971	2	11.58	11.89	14.38	12.41	19.22
	1972	5	11.13	11.10	13.11	11.59	18.14
	TOTALS	12	11.98	12.32	14.78	12.83	19.34
TEST 2							
	1969	3	13.17	15.10	16.68	15.03	20.27
	1970	2	12.64	14.46	16.69	14.56	21.90
	1971	2	12.42	12.97	15.44	13.43	19.81
	1972	5	12.09	11.39	13.22	11.99	17.06
	TOTALS	12	12.49	12.90	14.86	13.29	18.95
CHRYSLER							
TEST 1							
	1969	2	12.57	13.32	15.82	13.74	20.75
	1970	3	12.15	13.14	14.49	13.25	18.11
	1971	2	11.65	12.39	14.51	12.73	18.72
	1972	0					
	TOTALS	7	12.12	12.97	14.85	13.23	18.98
TEST 2							
	1969	2	15.02	14.40	16.11	14.96	20.53
	1970	3	12.49	13.27	14.83	13.48	19.12
	1971	2	11.22	12.93	15.08	13.03	19.46
	1972	0					
	TOTALS	7	12.69	13.47	15.25	13.73	19.60

FUEL ECONOMY IN MILES PER GALLON
FUEL ECONOMY CALCULATIONS ASSUME 1:1.85 CARBON/HYDROGEN RATIO

TABLE 17 CONT'D

MOTOR VEHICLE DIAGNOSTIC
INSPECTION DEMONSTRATION PROJECT

SUMMARY OF FUEL ECONOMY RESULTS
BEFORE AND AFTER RESTORATIVE MAINTENANCE

26 COMPACTS

	FEDERAL TEST PROCEDURE				HIGHWAY FUEL ECONOMY
	COLD TRANS.	COLD STAB.	HOT TRANS.	75 COMP.	
TEST NO. 1					
MEAN FUEL ECON.	14.38	16.11	18.57	16.29	23.61
STD. DEV.	2.36	2.60	2.07	2.24	3.13
TEST NO. 2					
MEAN FUEL ECON.	15.10	16.92	19.38	17.09	24.25
STD. DEV.	2.47	3.17	2.29	2.73	2.68
CHANGE	0.72	0.81	0.81	0.79	0.64
% CHANGE	4.98	5.02	4.38	4.85	2.71

E.P.A. CITY/HWY COMB.

TEST NO. 1	19.58
TEST NO. 2	20.31
CHANGE	0.72
% CHANGE	3.69

FUEL ECONOMY IN MILES PER GALLON

FUEL ECONOMY CALCULATIONS ASSUME 1:1.85 CARBON/HYDROGEN RATIO

TABLE 17 CONT'D

MOTOR VEHICLE DIAGNOSTIC
INSPECTION DEMONSTRATION PROJECT

SUMMARY OF FUEL ECONOMY RESULTS
BEFORE AND AFTER RESTORATIVE MAINTENANCE

26 COMPACTS

			FEDERAL TEST PROCEDURE				HIGHWAY FUEL ECONOMY
MFG.	CYL.	NO.	COLD TRANS.	COLD STAB.	HOT TRANS.	75 COMP.	
GENERAL MOTORS							
TEST 1							
	6	2	15.09	16.93	20.10	17.24	27.42
	8	7	12.72	14.24	17.69	14.66	23.42
TEST 2							
	6	2	16.07	18.54	21.26	18.60	28.24
	8	7	14.03	15.08	18.59	15.65	23.45
FORD							
TEST 1							
	6	6	16.28	17.83	19.52	17.90	23.96
	8	2	12.33	14.25	16.41	14.31	20.79
TEST 2							
	6	6	17.29	18.83	20.74	18.96	25.74
	8	2	12.57	13.40	16.14	13.85	21.26
CHRYSLER							
TEST 1							
	6	7	15.67	17.97	19.53	17.82	24.19
	8	2	13.55	14.47	17.02	14.87	21.37
TEST 2							
	6	7	15.79	19.50	20.63	18.87	24.77
	8	2	13.38	14.48	16.92	14.82	21.48
TEST 1							
TOTALS	6	15	15.82	17.77	19.60	17.77	24.48
TOTALS	8	11	12.79	14.29	17.32	14.63	22.51
TEST 2							
TOTALS	6	15	16.40	19.10	20.76	18.87	25.57
TOTALS	8	11	13.62	14.64	17.78	15.14	22.65

FUEL ECONOMY IN MILES PER GALLON
FUEL ECONOMY CALCULATIONS ASSUME 1:1.85 CARBON/HYDROGEN RATIO

TABLE 17 CONT'D

MOTOR VEHICLE DIAGNOSTIC
INSPECTION DEMONSTRATION PROJECT

SUMMARY OF FUEL ECONOMY RESULTS
BEFORE AND AFTER RESTORATIVE MAINTENANCE

26 COMPACTS

			FEDERAL TEST PROCEDURE				HIGHWAY FUEL ECONOMY
MANUFACTURER	YEAR	NO.	COLD TRANS.	COLD STAB.	HOT TRANS.	75 COMP.	
GENERAL MOTORS							
TEST 1							
	1969	4	14.50	15.52	18.46	15.98	25.45
	1970	5	12.29	14.21	17.96	14.57	23.29
	1971	0					
	1972	0					
	TOTALS	9	13.18	14.77	18.18	15.17	24.20
TEST 2							
	1969	4	15.13	16.80	19.40	17.03	25.30
	1970	5	13.92	14.98	18.91	15.62	23.67
	1971	0					
	1972	0					
	TOTALS	9	14.43	15.74	19.12	16.22	24.37
FORD							
TEST 1							
	1969	0					
	1970	3	15.80	18.32	19.04	17.91	22.48
	1971	3	14.88	16.55	18.79	16.71	23.53
	1972	2	14.35	15.17	17.87	15.63	23.36
	TOTALS	8	15.07	16.77	18.64	16.84	23.08
TEST 2							
	1969	0					
	1970	3	17.47	19.20	20.87	19.23	25.42
	1971	3	16.15	17.13	18.99	17.38	23.74
	1972	2	13.45	14.64	17.94	15.13	24.14
	TOTALS	8	15.81	17.10	19.36	17.36	24.45
CHRYSLER							
TEST 1							
	1969	3	14.75	18.08	19.52	17.62	23.75
	1970	1	15.28	17.46	19.28	17.40	24.54
	1971	2	14.54	15.45	17.75	15.81	22.55
	1972	3	15.94	17.14	19.03	17.34	23.58
	TOTALS	9	15.14	17.06	18.91	17.07	23.50
TEST 2							
	1969	3	15.01	19.80	20.49	18.74	24.23
	1970	1	15.32	19.47	20.79	18.75	25.75
	1971	2	14.86	16.69	18.76	16.77	23.08
	1972	3	15.54	17.21	19.18	17.31	23.72
	TOTALS	9	15.18	18.11	19.67	17.79	23.95

FUEL ECONOMY IN MILES PER GALLON
FUEL ECONOMY CALCULATIONS ASSUME 1:1.85 CARBON/HYDROGEN RATIO

3.8.2 Summary of Federal Test Procedure Exhaust Emission Results (Phoenix Task) Before and After Maintenance

Before and after maintenance Federal Test Procedure exhaust emission results for the sixty Phoenix Task vehicles are summarized and presented on the four pages comprising Table 18 which follow.

Data in these regards are shown in grams per mile (mpg for fuel economy) by vehicle make, model-year, engine displacement (cubic inches) and inertia weight (vehicle shipping weight plus 300 lbs.). Summarized results for all vehicles are also shown.

Emission and fuel economy improvements credited to the repair actions are also summarized in Table 18 (third and fourth pages of the table) where HC, CO and NO_x improvements are shown in grams per mile and percent and fuel economy improvement is presented in miles per gallon and percent. Notice should be taken of the fact that the negative (-) sign indicates an increase in the emission and a decrease in fuel economy from the before-maintenance to the after-maintenance vehicle states.

TABLE 18

MOTOR VEHICLE DIAGNOSTIC
INSPECTION DEMONSTRATION PROJECT

SUMMARY OF EXHAUST EMISSIONS AND FUEL ECONOMY BEFORE MAINTENANCE
1975 FEDERAL TEST PROCEDURE

26 COMPACTS / 34 INTERMEDIATES

	NO. OF VEH	HC MEAN	HC S.D.	CO MEAN	CO S.D.	NOX MEAN	NOX S.D.	FUEL ECONOMY MEAN	FUEL ECONOMY S.D.
VEHICLE MFG.									
GENERAL MOTORS	24	5.89	2.6	83.44	37.9	2.54	1.1	13.80	2.3
FORD	20	4.79	1.9	71.28	31.5	3.72	1.0	14.18	2.7
CHRYSLER	16	5.21	3.4	65.03	21.9	3.47	1.1	15.15	2.4
MODEL YEAR									
1969	15	5.08	1.2	75.01	25.0	3.70	1.0	15.53	1.9
1970	22	5.91	3.0	79.55	38.4	2.71	1.4	13.89	2.5
1971	11	5.28	3.7	64.82	26.0	3.08	1.1	14.29	2.3
1972	12	4.67	2.4	73.36	36.3	3.51	0.8	13.55	2.7
DISPLACEMENT									
LESS THAN 151	0								
151 - 250	16	4.13	1.0	60.82	23.7	3.72	1.3	17.86	1.2
251 - 350	34	6.02	3.1	82.23	36.7	2.81	1.1	13.43	1.7
MORE THAN 350	10	4.95	2.1	69.96	22.5	3.60	1.0	12.87	1.8
INERTIA WEIGHT									
1800 - 2799	4	4.04	1.1	57.27	28.6	3.90	2.0	17.49	2.0
2800 - 3799	46	5.42	2.5	78.96	34.2	3.11	1.1	14.56	2.3
3800 - 4799	10	5.52	3.9	60.74	19.5	3.24	1.1	12.23	1.5
4800 - 5799	0								
ALL VEHICLES	60	5.34	2.7	74.48	32.6	3.18	1.2	14.27	2.5

EMISSION RESULTS IN GRAMS PER MILE

FUEL ECONOMY IN MILES PER GALLON

FUEL ECONOMY CALCULATIONS ASSUME A 1:1.85 CARBON TO HYDROGEN RATIO

TABLE 18 CONT'D

MOTOR VEHICLE DIAGNOSTIC
INSPECTION DEMONSTRATION PROJECT

SUMMARY OF EXHAUST EMISSIONS AND FUEL ECONOMY AFTER MAINTENANCE
1975 FEDERAL TEST PROCEDURE

26 COMPACTS / 34 INTERMEDIATES

	NO. OF VEH	HC MEAN	HC S.D.	CO MEAN	CO S.D.	NOXC MEAN	NOXC S.D.	FUEL ECONOMY MEAN	FUEL ECONOMY S.D.
VEHICLE MFG.									
GENERAL MOTORS	24	4.58	3.8	44.05	31.4	2.60	0.9	14.68	2.3
FORD	20	3.67	1.1	34.37	18.6	4.32	1.1	14.67	3.0
CHRYSLER	16	3.20	1.0	39.53	16.1	3.39	1.0	15.75	2.7
MODEL YEAR									
1969	15	3.57	0.8	36.61	17.9	3.92	1.0	16.34	2.0
1970	22	4.55	4.0	41.66	30.2	2.95	1.3	14.78	2.5
1971	11	3.65	1.3	37.51	24.2	3.42	1.5	15.01	2.4
1972	12	3.38	1.2	41.57	19.9	3.47	0.8	13.72	2.9
DISPLACEMENT									
LESS THAN 151	0								
151 - 250	16	2.94	0.8	30.86	18.2	4.25	1.1	18.92	0.8
251 - 350	34	4.53	3.2	46.33	27.2	2.88	1.0	14.07	2.0
MORE THAN 350	10	3.35	1.1	30.82	11.5	3.71	1.2	13.29	1.0
INERTIA WEIGHT									
1800 - 2799	4	2.78	0.3	21.47	10.3	5.07	0.8	18.89	1.1
2800 - 3799	46	4.08	2.9	41.80	25.3	3.22	1.2	15.29	2.4
3800 - 4799	10	3.57	0.8	36.87	19.3	3.45	1.2	12.58	1.7
4800 - 5799	0								
ALL VEHICLES	60	3.91	2.6	39.62	24.0	3.38	1.2	14.95	2.6

EMISSION RESULTS IN GRAMS PER MILE

FUEL ECONOMY IN MILES PER GALLON

FUEL ECONOMY CALCULATIONS ASSUME A 1:1.85 CARBON TO HYDROGEN RATIO

TABLE 18 CONT'D

MOTOR VEHICLE DIAGNOSTIC
INSPECTION DEMONSTRATION PROJECT

SUMMARY OF EXHAUST EMISSION REDUCTIONS AND
FUEL ECONOMY IMPROVEMENT AFTER MAINTENANCE
1975 FEDERAL TEST PROCEDURE

26 COMPACTS / 34 INTERMEDIATES

	NO. OF VEH	HC IMPR	HC %IMPR	CO IMPR	CO %IMPR	NOX IMPR	NOX %IMPR	FUEL ECONOMY IMPR	FUEL ECONOMY %IMPR
VEHICLE MFG.									
GENERAL MOTORS	24	1.31	22.2	39.39	47.2	-0.06	-2.2	0.88	6.4
FORD	20	1.12	23.4	36.90	51.8	-0.60	-16.0	0.48	3.4
CHRYSLER	16	2.01	38.6	25.49	39.2	0.08	2.2	0.60	4.0
MODEL YEAR									
1969	15	1.51	29.7	38.40	51.2	-0.22	-6.1	0.80	5.2
1970	22	1.36	23.0	37.89	47.6	-0.24	-8.9	0.90	6.5
1971	11	1.63	30.9	27.31	42.1	-0.35	-11.2	0.72	5.0
1972	12	1.29	27.6	31.79	43.3	0.04	1.1	0.16	1.2
DISPLACEMENT									
LESS THAN 151	0								
151 - 250	16	1.19	28.8	29.96	49.3	-0.52	-14.0	1.06	6.0
251 - 350	34	1.50	24.8	35.90	43.7	-0.07	-2.6	0.64	4.8
MORE THAN 350	10	1.60	32.3	39.14	56.0	-0.12	-3.2	0.42	3.3
INERTIA WEIGHT									
1800 - 2799	4	1.26	31.3	35.80	62.5	-1.17	-29.9	1.40	8.0
2800 - 3799	46	1.34	24.7	37.16	47.1	-0.11	-3.7	0.73	5.0
3800 - 4799	10	1.94	35.2	23.87	39.3	-0.21	-6.4	0.35	2.9
4800 - 5799	0								
ALL VEHICLES	60	1.43	26.8	34.86	46.8	-0.20	-6.3	0.68	4.8

EMISSION RESULTS IN GRAMS PER MILE

FUEL ECONOMY IN MILES PER GALLON

FUEL ECONOMY CALCULATIONS ASSUME A 1:1.85 CARBON TO HYDROGEN RATIO

TABLE 18 CONT'D

MOTOR VEHICLE DIAGNOSTIC
INSPECTION DEMONSTRATION PROJECT

SUMMARY OF EXHAUST EMISSIONS AND FUEL ECONOMY BEFORE MAINTENANCE
1975 FEDERAL TEST PROCEDURE

34 INTERMEDIATES

	NO. OF VEH	HC MEAN	HC S.D.	CO MEAN	CO S.D.	NOX MEAN	NOX S.D.	FUEL ECONOMY MEAN	FUEL ECONOMY S.D.
VEHICLE MFG.									
GENERAL MOTORS	15	5.96	3.1	76.60	33.4	2.80	1.0	13.10	2.0
FORD	12	5.03	2.2	80.21	35.3	3.63	0.7	12.83	1.7
CHRYSLER	7	7.03	4.7	68.48	27.0	3.26	1.0	13.23	1.2
MODEL YEAR									
1969	8	5.32	0.9	74.83	23.7	3.65	0.5	14.68	1.6
1970	13	6.56	3.5	74.63	32.6	2.97	1.0	12.79	1.7
1971	6	5.97	5.1	72.03	32.7	2.62	1.2	12.94	1.2
1972	7	5.04	2.9	84.28	44.1	3.54	0.9	11.98	1.4
DISPLACEMENT									
LESS THAN 151	0								
151 - 250	1	5.57	0.0	36.64	0.0	3.20	0.0	19.23	0.0
251 - 350	23	6.25	3.6	80.64	35.3	3.01	0.9	12.92	1.5
MORE THAN 350	10	4.95	2.1	69.96	22.5	3.60	1.0	12.87	1.8
INERTIA WEIGHT									
1800 - 2799	0								
2800 - 3799	24	5.99	3.0	82.65	34.6	3.16	0.9	13.39	1.7
3800 - 4799	10	5.52	3.9	60.74	19.5	3.24	1.1	12.23	1.5
4800 - 5799	0								
ALL VEHICLES	34	5.85	3.2	76.21	32.2	3.19	1.0	13.03	1.7

EMISSION RESULTS IN GRAMS PER MILE

FUEL ECONOMY IN MILES PER GALLON

FUEL ECONOMY CALCULATIONS ASSUME A 1:1.85 CARBON TO HYDROGEN RATIO

TABLE 18 CONT'D

MOTOR VEHICLE DIAGNOSTIC
INSPECTION DEMONSTRATION PROJECT

SUMMARY OF EXHAUST EMISSIONS AND FUEL ECONOMY AFTER MAINTENANCE
1975 FEDERAL TEST PROCEDURE

34 INTERMEDIATES

	NO. OF VEH	HC MEAN	HC S.D.	CO MEAN	CO S.D.	NOXC MEAN	NOXC S.D.	FUEL ECONOMY MEAN	FUEL ECONOMY S.D.
VEHICLE MFG.									
GENERAL MOTORS	15	5.01	4.8	40.00	18.9	2.78	0.9	13.89	1.7
FORD	12	3.86	1.1	41.37	20.0	4.05	1.0	13.29	2.0
CHRYSLER	7	3.57	1.2	39.62	15.1	2.96	0.7	13.73	1.3
MODEL YEAR									
1969	8	3.99	0.8	35.78	11.6	4.13	1.0	15.29	1.5
1970	13	5.17	5.1	39.25	14.6	2.88	0.9	13.56	1.1
1971	6	3.50	1.6	43.99	26.8	2.59	1.1	13.60	1.4
1972	7	3.76	1.3	44.78	23.4	3.57	0.9	12.30	1.8
DISPLACEMENT									
LESS THAN 151	0								
151 - 250	1	4.74	0.0	29.74	0.0	3.50	0.0	19.77	0.0
251 - 350	23	4.70	3.9	45.04	19.2	3.06	1.0	13.62	1.8
MORE THAN 350	10	3.35	1.1	30.82	11.5	3.71	1.2	13.29	1.0
INERTIA WEIGHT									
1800 - 2799	0								
2800 - 3799	24	4.61	3.8	41.88	17.8	3.19	1.0	14.14	1.5
3800 - 4799	10	3.57	0.8	36.87	19.3	3.45	1.2	12.58	1.7
4800 - 5799	0								
ALL VEHICLES	34	4.31	3.3	40.41	18.1	3.27	1.1	13.64	1.7

EMISSION RESULTS IN GRAMS PER MILE

FUEL ECONOMY IN MILES PER GALLON

FUEL ECONOMY CALCULATIONS ASSUME A 1:1.85 CARBON TO HYDROGEN RATIO

TABLE 18 CONT'D

MOTOR VEHICLE DIAGNOSTIC
INSPECTION DEMONSTRATION PROJECT

SUMMARY OF EXHAUST EMISSION REDUCTIONS AND
FUEL ECONOMY IMPROVEMENT AFTER MAINTENANCE
1975 FEDERAL TEST PROCEDURE

34 INTERMEDIATES

	NO. OF VEH	HC IMPR	HC %IMPR	CO IMPR	CO %IMPR	NOX IMPR	NOX %IMPR	FUEL ECONOMY IMPR	FUEL ECONOMY %IMPR
VEHICLE MFG.									
GENERAL MOTORS	15	0.95	16.0	36.60	47.8	0.01	0.5	0.79	6.1
FORD	12	1.17	23.3	38.84	48.4	-0.41	-11.4	0.46	3.6
CHRYSLER	7	3.47	49.3	28.86	42.1	0.30	9.2	0.50	3.8
MODEL YEAR									
1969	8	1.33	25.0	39.05	52.2	-0.48	-13.1	0.61	4.2
1970	13	1.39	21.2	35.39	47.4	0.10	3.2	0.77	6.0
1971	6	2.47	41.4	28.04	38.9	0.02	0.9	0.66	5.1
1972	7	1.29	25.5	39.50	46.9	-0.03	-0.8	0.32	2.7
DISPLACEMENT									
LESS THAN 151	0								
151 - 250	1	0.82	14.8	6.90	18.8	-0.30	-9.3	0.54	2.8
251 - 350	23	1.55	24.9	35.60	44.1	-0.05	-1.7	0.70	5.4
MORE THAN 350	10	1.60	32.3	39.14	56.0	-0.12	-3.2	0.42	3.3
INERTIA WEIGHT									
1800 - 2799	0								
2800 - 3799	24	1.38	23.1	40.77	49.3	-0.02	-0.8	0.74	5.6
3800 - 4799	10	1.94	35.2	23.87	39.3	-0.21	-6.4	0.35	2.9
4800 - 5799	0								
ALL VEHICLES	34	1.55	26.4	35.80	47.0	-0.08	-2.5	0.61	4.7

EMISSION RESULTS IN GRAMS PER MILE

FUEL ECONOMY IN MILES PER GALLON

FUEL ECONOMY CALCULATIONS ASSUME A 1:1.85 CARBON TO HYDROGEN RATIO

TABLE 18 CONT'D

MOTOR VEHICLE DIAGNOSTIC
INSPECTION DEMONSTRATION PROJECT

SUMMARY OF EXHAUST EMISSION REDUCTIONS AND
FUEL ECONOMY IMPROVEMENT AFTER MAINTENANCE
1975 FEDERAL TEST PROCEDURE
HIGHWAY FUEL ECONOMY TEST
34 INTERMEDIATES

MODL YEAR	NO. OF VEH	HC MEAN	HC S.D.	CO MEAN	CO S.D.	CO2 MEAN	CO2 S.D.	NOX MEAN	NOX S.D.	FUEL ECONOMY MEAN	FUEL ECONOMY S.D.
1969	8										
COLD TRANS 1		7.50	0.9	94.49	24.3	474.36	44.7	4.37	0.4	13.73	0.6
COLD TRANS 2		5.41	0.8	62.31	14.0	518.91	27.4	4.88	0.5	14.00	0.7
COLD STAB 1		5.12	0.3	82.97	9.8	485.49	15.9	2.77	0.2	14.04	0.6
COLD STAB 2		3.74	0.3	32.39	4.3	525.45	22.2	3.19	0.3	15.09	0.6
HOT TRANS 1		4.06	0.2	44.44	3.7	438.09	24.5	4.80	0.5	17.04	0.9
HOT TRANS 2		3.40	0.3	22.26	4.0	479.84	20.0	5.36	0.5	16.89	0.6
75 COMP 1		5.32	0.4	74.83	9.0	470.26	18.8	3.65	0.2	14.68	0.6
75 COMP 2		3.99	0.3	35.78	4.4	511.66	21.9	4.13	0.4	15.29	0.6
HFET 1		2.55	0.2	15.70	3.7	384.91	14.4	5.24	0.3	21.25	0.9
HFET 2		2.64	0.5	13.73	4.0	386.48	14.2	5.19	0.5	21.31	0.9
1970	13										
COLD TRANS 1		7.94	1.3	94.33	11.1	592.68	27.2	3.89	0.4	11.59	0.4
COLD TRANS 2		5.22	0.4	65.46	8.8	589.50	20.8	3.65	0.3	12.52	0.2
COLD STAB 1		6.58	1.2	80.23	12.5	556.25	26.7	2.05	0.2	12.62	0.5
COLD STAB 2		5.58	2.1	35.50	4.6	595.90	18.4	2.10	0.2	13.26	0.4
HOT TRANS 1		5.49	0.9	49.07	7.3	526.96	24.3	4.05	0.4	14.28	0.6
HOT TRANS 2		4.35	1.1	26.64	3.6	529.90	14.3	3.78	0.3	15.16	0.4
75 COMP 1		6.56	1.0	74.63	9.4	555.76	25.3	2.97	0.3	12.79	0.5
75 COMP 2		5.17	1.5	39.25	4.2	576.58	17.3	2.88	0.2	13.56	0.3
HFET 1		4.26	1.8	22.35	3.7	414.85	12.7	4.33	0.5	19.15	0.5
HFET 2		2.06	0.2	15.87	2.4	416.49	11.4	3.80	0.4	19.81	0.5
1971	6										
COLD TRANS 1		8.01	3.7	82.90	9.0	585.08	32.4	3.35	0.7	11.98	0.4
COLD TRANS 2		6.14	2.3	69.34	12.7	593.52	40.6	3.42	0.7	12.29	0.5
COLD STAB 1		5.65	2.0	80.69	19.4	562.15	28.1	1.83	0.4	12.56	0.6
COLD STAB 2		2.81	0.6	41.85	15.5	593.00	34.3	1.82	0.3	13.29	0.7
HOT TRANS 1		5.04	1.8	47.29	13.2	514.63	27.7	3.56	0.8	14.67	0.6
HOT TRANS 2		2.82	0.4	28.96	10.9	516.75	29.3	3.44	0.7	15.54	0.6
75 COMP 1		5.97	2.3	72.03	14.6	553.91	27.9	2.62	0.5	12.94	0.5
75 COMP 2		3.50	0.7	43.99	12.0	572.30	33.9	2.59	0.5	13.60	0.6
HFET 1		4.22	2.7	20.26	10.1	421.36	23.4	3.80	0.9	19.02	0.8
HFET 2		1.77	0.3	17.10	9.1	417.33	25.1	3.63	0.8	19.73	1.1
1972	7										
COLD TRANS 1		7.25	1.9	97.28	16.4	609.20	43.7	4.48	0.5	11.31	0.7
COLD TRANS 2		5.92	1.1	83.55	21.8	591.52	48.4	4.35	0.6	11.97	1.2
COLD STAB 1		4.48	1.1	93.60	25.6	610.34	51.3	2.60	0.3	11.50	0.5
COLD STAB 2		3.08	0.5	37.99	11.8	685.40	50.4	2.90	0.3	11.76	0.7
HOT TRANS 1		4.45	0.9	56.66	11.5	545.74	37.3	4.63	0.6	13.68	0.8
HOT TRANS 2		3.42	0.5	28.49	5.9	587.57	37.6	4.27	0.5	13.80	0.9
75 COMP 1		5.04	1.2	84.28	18.0	592.48	44.9	3.54	0.4	11.98	0.6
75 COMP 2		3.76	0.5	44.78	9.6	639.39	40.4	3.57	0.4	12.30	0.7
HFET 1		2.09	0.3	20.12	3.1	430.06	25.9	4.49	0.6	18.95	1.1
HFET 2		1.86	0.2	16.23	2.9	457.81	36.5	4.59	0.7	18.14	1.4

EMISSION RESULTS IN GRAMS PER MILE
FUEL ECONOMY IN MILES PER GALLON
FUEL ECONOMY CALCULATIONS ASSUME A 1:1.85 CARBON TO HYDROGEN RATIO

TABLE 18 CONT'D

MOTOR VEHICLE DIAGNOSTIC
INSPECTION DEMONSTRATION PROJECT

SUMMARY OF EXHAUST EMISSIONS AND FUEL ECONOMY BEFORE MAINTENANCE
1975 FEDERAL TEST PROCEDURE

26 COMPACTS

	NO. OF VEH	HC MEAN	HC S.D.	CO MEAN	CO S.D.	NOX MEAN	NOX S.D.	FUEL ECONOMY MEAN	FUEL ECONOMY S.D.
VEHICLE MFG.									
GENERAL MOTORS	9	5.77	1.7	94.84	44.0	2.12	1.2	15.17	2.3
FORD	8	4.43	1.4	57.87	19.9	3.86	1.3	16.84	2.3
CHRYSLER	9	3.79	0.6	62.34	18.3	3.63	1.2	17.07	1.6
MODEL YEAR									
1969	7	4.80	1.5	75.21	28.3	3.75	1.4	16.64	1.7
1970	9	4.97	1.8	86.66	46.7	2.32	1.8	15.84	2.8
1971	5	4.47	1.1	56.16	13.6	3.63	0.7	16.34	2.3
1972	5	4.15	1.5	58.09	14.4	3.47	0.5	16.61	2.1
DISPLACEMENT									
LESS THAN 151	0								
151 - 250	15	4.04	1.0	62.43	23.6	3.76	1.3	17.77	1.2
251 - 350	11	5.54	1.7	85.56	41.1	2.38	1.3	14.63	1.7
MORE THAN 350	0								
INERTIA WEIGHT									
1800 - 2799	4	4.04	1.1	57.27	28.6	3.90	2.0	17.49	2.0
2800 - 3799	22	4.79	1.6	74.93	34.2	3.05	1.3	16.09	2.2
3800 - 4799	0								
4800 - 5799	0								
ALL VEHICLES	26	4.67	1.5	72.22	33.5	3.18	1.4	16.29	2.2

EMISSION RESULTS IN GRAMS PER MILE

FUEL ECONOMY IN MILES PER GALLON

FUEL ECONOMY CALCULATIONS ASSUME A 1:1.85 CARBON TO HYDROGEN RATIO

TABLE 18 CONT'D

MOTOR VEHICLE DIAGNOSTIC
INSPECTION DEMONSTRATION PROJECT

SUMMARY OF EXHAUST EMISSIONS AND FUEL ECONOMY AFTER MAINTENANCE
1975 FEDERAL TEST PROCEDURE

26 COMPACTS

	NO. OF VEH	HC MEAN	HC S.D.	CO MEAN	CO S.D.	NOXC MEAN	NOXC S.D.	FUEL ECONOMY MEAN	FUEL ECONOMY S.D.
VEHICLE MFG.									
GENERAL MOTORS	9	3.87	1.2	50.79	46.1	2.29	0.9	16.22	2.9
FORD	8	3.39	1.1	23.88	9.9	4.73	1.2	17.36	3.0
CHRYSLER	9	2.91	0.7	39.47	17.7	3.73	1.1	17.79	2.1
MODEL YEAR									
1969	7	3.09	0.7	37.55	24.2	3.68	1.1	17.73	1.9
1970	9	3.66	1.3	45.15	45.2	3.05	1.9	17.00	3.4
1971	5	3.84	1.2	29.73	20.7	4.42	1.3	17.13	2.2
1972	5	2.86	1.0	37.09	14.9	3.33	0.6	16.36	3.3
DISPLACEMENT									
LESS THAN 151	0								
151 - 250	15	2.82	0.6	30.93	18.8	4.30	1.1	18.87	0.8
251 - 350	11	4.16	1.1	49.04	40.3	2.50	1.1	15.14	2.3
MORE THAN 350	0								
INERTIA WEIGHT									
1800 - 2799	4	2.78	0.3	21.47	10.3	5.07	0.8	18.89	1.1
2800 - 3799	22	3.50	1.1	41.70	32.0	3.26	1.3	16.79	2.8
3800 - 4799	0								
4800 - 5799	0								
ALL VEHICLES	26	3.39	1.1	38.59	30.5	3.54	1.4	17.09	2.7

EMISSION RESULTS IN GRAMS PER MILE

FUEL ECONOMY IN MILES PER GALLON

FUEL ECONOMY CALCULATIONS ASSUME A 1:1.85 CARBON TO HYDROGEN RATIO

TABLE 18 CONT'D

MOTOR VEHICLE DIAGNOSTIC
INSPECTION DEMONSTRATION PROJECT

SUMMARY OF EXHAUST EMISSION REDUCTIONS AND
FUEL ECONOMY IMPROVEMENT AFTER MAINTENANCE
1975 FEDERAL TEST PROCEDURE

26 COMPACTS

	NO. OF VEH	HC IMPR	HC %IMPR	CO IMPR	CO %IMPR	NOX IMPR	NOX %IMPR	FUEL ECONOMY IMPR	FUEL ECONOMY %IMPR
VEHICLE MFG.									
GENERAL MOTORS	9	1.89	32.9	44.05	46.4	-0.17	-8.1	1.05	6.9
FORD	8	1.04	23.5	34.00	58.7	-0.87	-22.5	0.52	3.1
CHRYSLER	9	0.88	23.2	22.87	36.7	-0.10	-2.6	0.72	4.2
MODEL YEAR									
1969	7	1.71	35.6	37.65	50.1	0.07	1.8	1.08	6.5
1970	9	1.31	26.3	41.50	47.9	-0.73	-31.3	1.16	7.3
1971	5	0.63	14.0	26.43	47.1	-0.79	-21.7	0.79	4.9
1972	5	1.29	31.1	21.00	36.1	0.13	3.8	-0.25	-1.5
DISPLACEMENT									
LESS THAN 151	0								
151 - 250	15	1.21	30.0	31.50	50.5	-0.54	-14.3	1.09	6.2
251 - 350	11	1.38	24.8	36.52	42.7	-0.12	-4.9	0.50	3.4
MORE THAN 350	0								
INERTIA WEIGHT									
1800 - 2799	4	1.26	31.3	35.80	62.5	-1.17	-29.9	1.40	8.0
2800 - 3799	22	1.28	26.8	33.23	44.3	-0.21	-7.0	0.70	4.3
3800 - 4799	0								
4800 - 5799	0								
ALL VEHICLES	26	1.28	27.4	33.62	46.6	-0.36	-11.3	0.79	4.9

EMISSION RESULTS IN GRAMS PER MILE

FUEL ECONOMY IN MILES PER GALLON

FUEL ECONOMY CALCULATIONS ASSUME A 1:1.85 CARBON TO HYDROGEN RATIO

TABLE 18 CONT'D

MOTOR VEHICLE DIAGNOSTIC
INSPECTION DEMONSTRATION PROJECT

SUMMARY OF EXHAUST EMISSION REDUCTIONS AND
FUEL ECONOMY IMPROVEMENT AFTER MAINTENANCE
1975 FEDERAL TEST PROCEDURE
HIGHWAY FUEL ECONOMY TEST
26 COMPACTS

MODL YEAR	NO. OF VEH	HC MEAN	HC S.D.	CO MEAN	CO S.D.	CO2 MEAN	CO2 S.D.	NOX MEAN	NOX S.D.	FUEL ECONOMY MEAN	FUEL ECONOMY S.D.
1969	7										
COLD TRANS 1		6.24	0.7	101.22	14.3	428.85	22.8	4.14	0.7	14.61	0.4
COLD TRANS 2		4.80	0.5	80.65	15.5	446.64	27.2	4.05	0.5	15.08	0.5
COLD STAB 1		4.71	0.8	80.26	15.1	396.09	22.1	3.05	0.6	16.52	0.9
COLD STAB 2		2.71	0.3	28.40	12.5	440.82	29.7	3.06	0.5	17.97	1.0
HOT TRANS 1		3.89	0.4	45.92	7.4	385.06	15.3	4.78	0.6	18.90	0.7
HOT TRANS 2		2.54	0.2	22.54	5.4	403.59	18.5	4.57	0.4	19.85	0.8
75 COMP 1		4.80	0.6	75.21	11.5	399.82	20.0	3.75	0.6	16.64	0.7
75 COMP 2		3.09	0.3	37.55	9.9	431.86	25.6	3.68	0.4	17.73	0.8
HFET 1		2.32	0.2	20.21	5.3	320.32	10.0	4.94	0.5	24.69	0.7
HFET 2		1.76	0.1	15.34	4.7	327.75	12.0	4.81	0.4	24.83	1.0
1970	9										
COLD TRANS 1		6.53	0.8	123.13	24.7	438.82	37.0	2.78	0.9	13.59	1.0
COLD TRANS 2		5.26	0.9	83.76	27.1	439.59	15.5	3.76	0.9	15.10	1.2
COLD STAB 1		4.88	0.8	87.45	19.9	412.07	20.4	1.79	0.5	15.71	1.2
COLD STAB 2		3.40	0.5	41.56	19.0	457.88	20.7	2.36	0.5	16.62	1.3
HOT TRANS 1		3.98	0.5	57.63	13.4	377.98	17.0	3.00	0.8	18.45	0.9
HOT TRANS 2		2.97	0.2	22.89	5.2	404.52	15.0	3.83	0.8	19.73	0.9
75 COMP 1		4.97	0.7	86.66	16.5	408.27	18.7	2.32	0.6	15.84	1.0
75 COMP 2		3.66	0.5	45.15	16.0	439.56	16.5	3.05	0.7	17.00	1.2
HFET 1		2.38	0.4	39.23	17.3	314.29	13.7	3.12	0.8	23.14	1.6
HFET 2		1.90	0.1	17.37	5.4	329.66	11.1	3.78	0.9	24.45	1.2
1971	5										
COLD TRANS 1		6.32	1.3	64.43	7.8	480.63	35.0	4.97	0.6	14.75	1.2
COLD TRANS 2		6.08	1.8	43.60	13.6	480.80	18.2	5.73	0.8	15.61	0.9
COLD STAB 1		3.96	0.3	62.03	10.9	441.50	32.0	2.54	0.2	16.09	1.3
COLD STAB 2		3.18	0.5	28.26	12.8	469.09	28.0	3.39	0.5	16.95	1.2
HOT TRANS 1		4.03	0.8	38.72	3.5	409.83	23.9	4.71	0.6	18.36	1.1
HOT TRANS 2		3.41	0.4	22.09	5.2	424.22	23.7	5.39	0.8	18.89	1.1
75 COMP 1		4.47	0.6	56.16	6.8	440.91	28.4	3.63	0.4	16.34	1.1
75 COMP 2		3.84	0.6	29.73	10.4	459.25	24.5	4.42	0.6	17.13	1.1
HFET 1		2.99	0.7	17.22	5.2	347.20	25.5	6.44	2.0	23.13	1.2
HFET 2		2.15	0.3	12.72	3.3	351.30	21.6	5.76	0.9	23.47	1.2
1972	5										
COLD TRANS 1		6.66	2.7	73.93	8.5	444.10	39.4	4.54	0.5	15.27	1.2
COLD TRANS 2		5.27	2.2	68.16	14.3	482.79	36.4	4.19	0.5	14.63	1.5
COLD STAB 1		3.55	0.5	60.97	10.9	437.64	35.2	2.32	0.4	16.29	1.0
COLD STAB 2		2.07	0.3	30.65	8.0	497.21	58.6	2.41	0.3	16.08	1.8
HOT TRANS 1		3.42	0.4	40.62	5.4	403.83	27.9	4.86	0.3	18.55	1.0
HOT TRANS 2		2.57	0.2	25.95	5.9	426.63	35.6	4.46	0.4	18.66	1.4
75 COMP 1		4.15	0.8	58.09	7.2	429.74	33.3	3.47	0.3	16.61	1.1
75 COMP 2		2.86	0.5	37.09	7.4	474.98	47.5	3.33	0.3	16.36	1.7
HFET 1		2.02	0.2	18.61	4.3	342.15	17.2	5.55	0.6	23.49	1.1
HFET 2		1.59	0.2	16.44	5.8	340.65	17.3	4.93	0.5	23.89	1.3

EMISSION RESULTS IN GRAMS PER MILE
FUEL ECONOMY IN MILES PER GALLON
FUEL ECONOMY CALCULATIONS ASSUME A 1:1.85 CARBON TO HYDROGEN RATIO

3.8.3 Laboratory Inspection Results Vs. Phoenix Inspection Lane Results

In Table 19, which is comprised of six pages which follow, are plots of Automotive Testing Laboratories, Inc. acceptance inspection results versus the Phoenix Inspection Lane exhaust hydrocarbon and carbon monoxide inspection results. Hydrocarbon emissions were measured and are presented in ppm n-hexane. Carbon monoxide emissions are presented in mole percent.

TABLE 19

MOTOR VEHICLE DIAGNOSTIC
INSPECTION DEMONSTRATION PROJECT

HYDROCARBONS AT LOADED IDLE

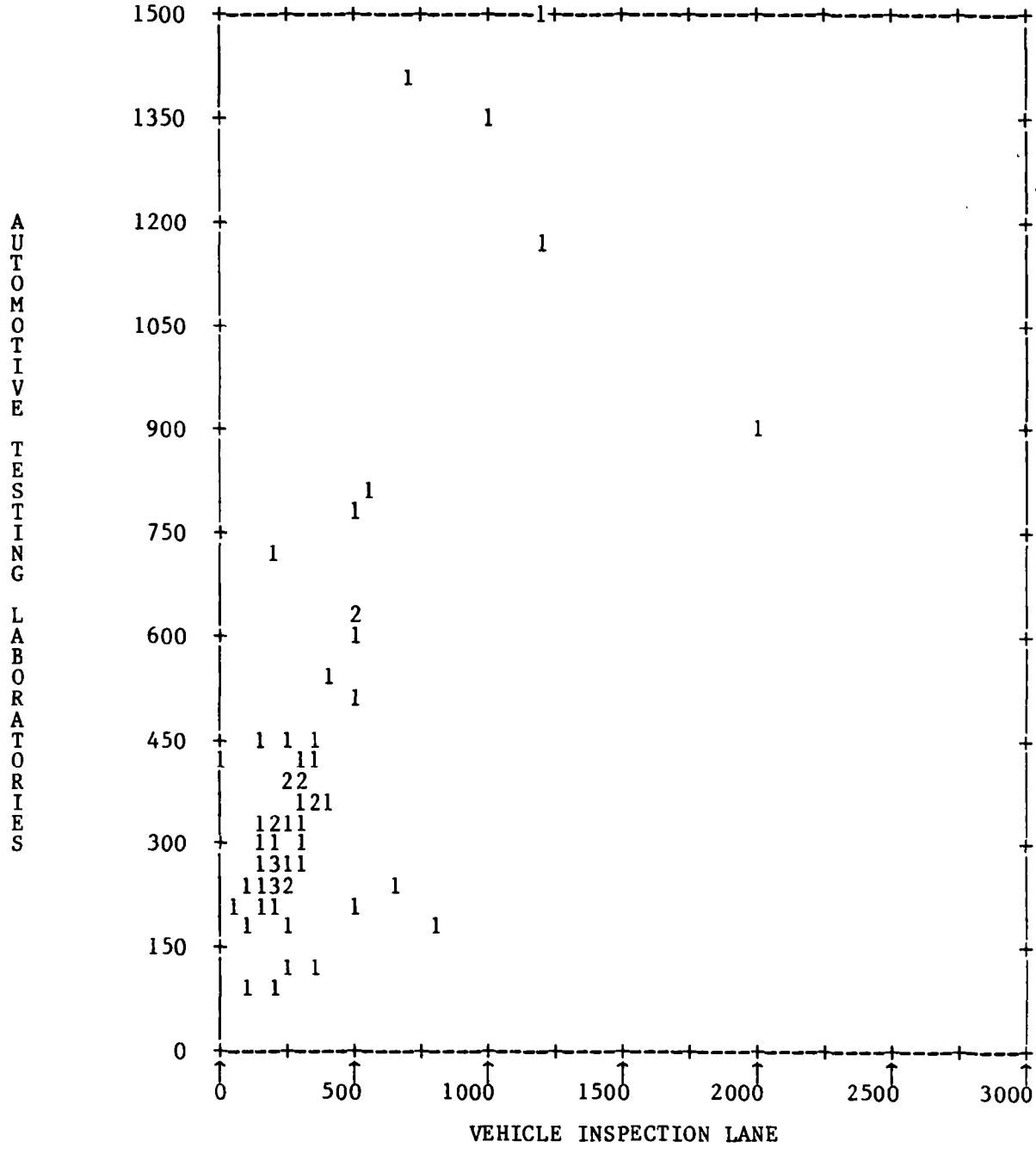

LEGEND: DIGITS SHOWN ON GRAPH REPRESENT THE NUMBER OF COINCIDENT DATA POINTS. IF MORE THAN NINE ARE COINCIDENT, AN 'X' IS PRINTED.

AUTOMOTIVE TESTING LABORATORIES, INC.
19900 E. COLFAX, AURORA, COLO. 80011

TABLE 19 CONT'D

MOTOR VEHICLE DIAGNOSTIC
INSPECTION DEMONSTRATION PROJECT

HYDROCARBONS AT LOW CRUISE

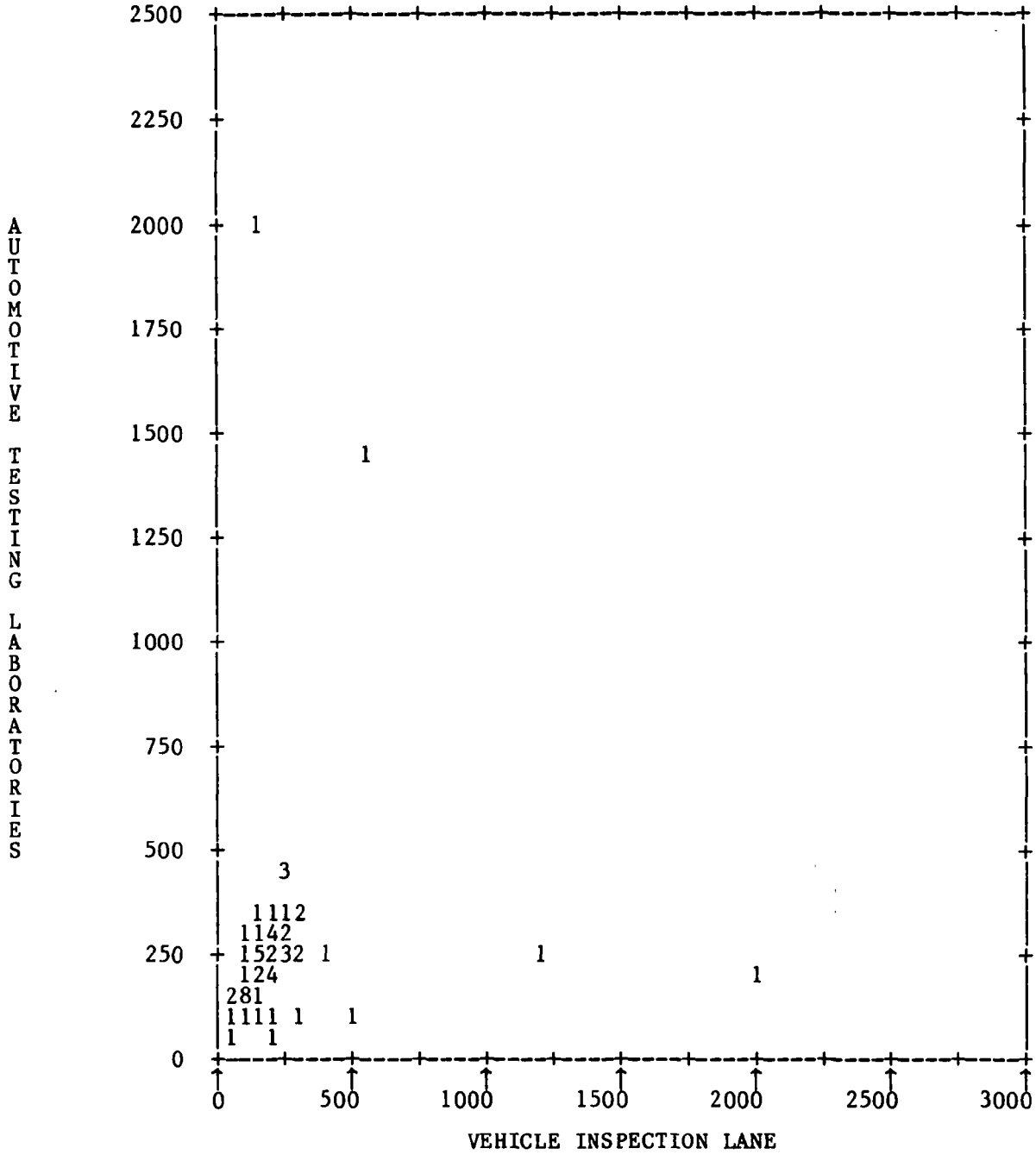

LEGEND: DIGITS SHOWN ON GRAPH REPRESENT THE NUMBER OF COINCIDENT DATA POINTS. IF MORE THAN NINE ARE COINCIDENT, AN 'X' IS PRINTED.

AUTOMOTIVE TESTING LABORATORIES, INC.
19900 E. COLFAX, AURORA, COLO. 80011

TABLE 19 CONT'D

MOTOR VEHICLE DIAGNOSTIC
INSPECTION DEMONSTRATION PROJECT

HYDROCARBONS AT HIGH CRUISE

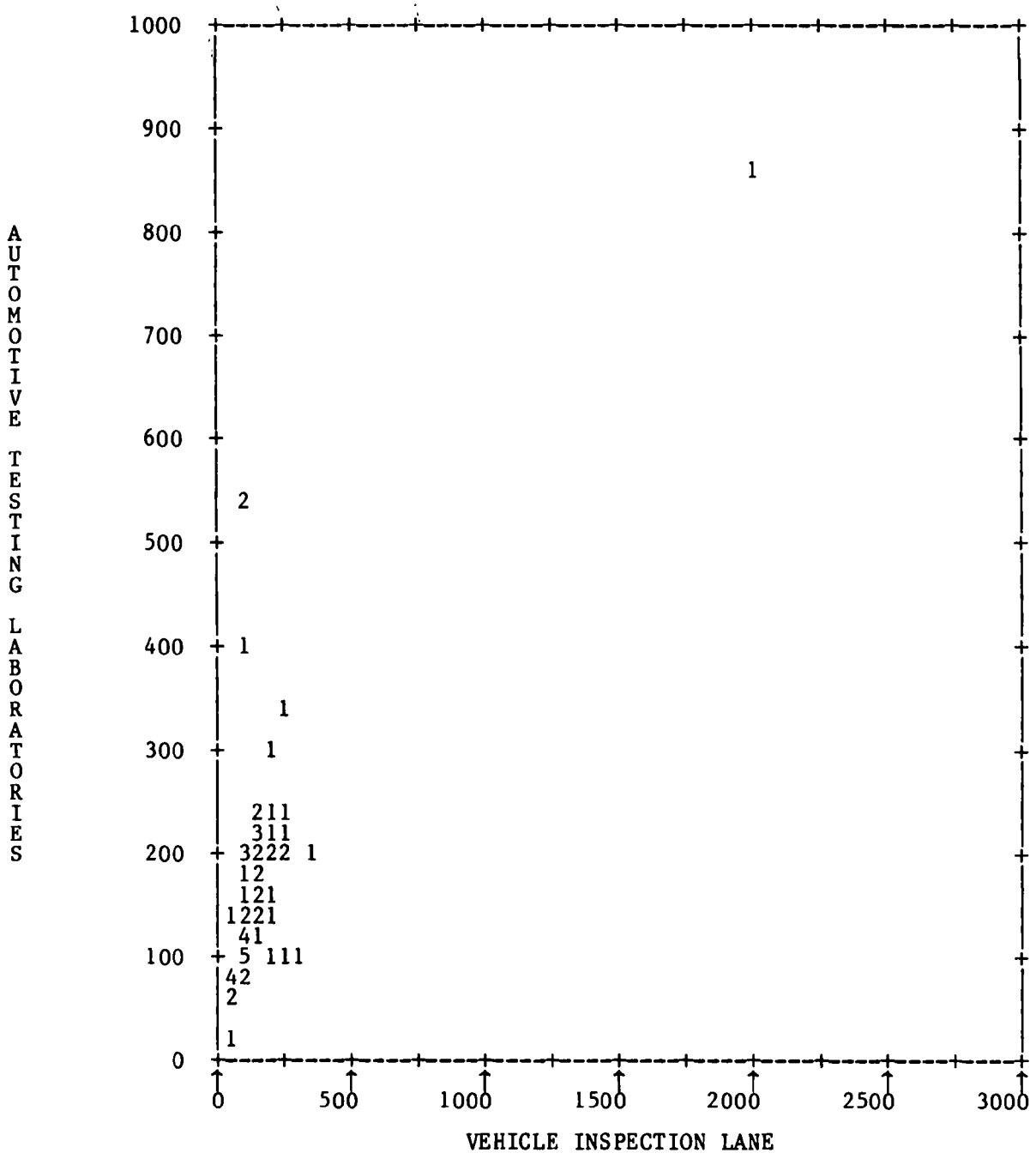

LEGEND: DIGITS SHOWN ON GRAPH REPRESENT THE NUMBER OF COINCIDENT DATA POINTS. IF MORE THAN NINE ARE COINCIDENT, AN 'X' IS PRINTED.

AUTOMOTIVE TESTING LABORATORIES, INC.
19900 E. COLFAX, AURORA, COLO. 80011

TABLE 19 CONT'D

MOTOR VEHICLE DIAGNOSTIC
INSPECTION DEMONSTRATION PROJECT

CARBON MONOXIDE AT LOADED IDLE

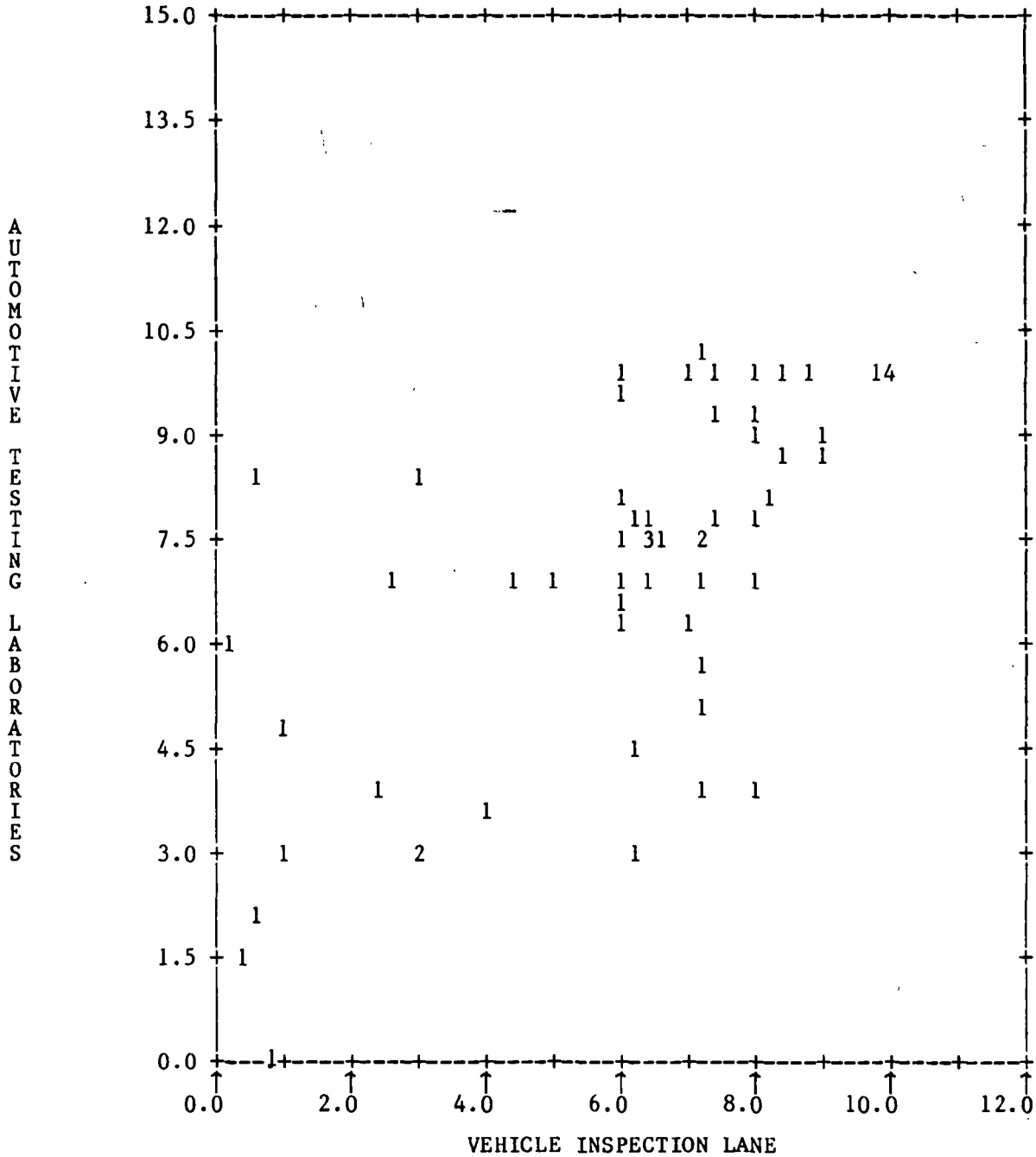

LEGEND: DIGITS SHOWN ON GRAPH REPRESENT THE NUMBER OF COINCIDENT DATA POINTS. IF MORE THAN NINE ARE COINCIDENT, AN 'X' IS PRINTED.

AUTOMOTIVE TESTING LABORATORIES, INC.
19900 E. COLFAX, AURORA, COLO. 80011

TABLE 19 CONT'D

MOTOR VEHICLE DIAGNOSTIC
INSPECTION DEMONSTRATION PROJECT

CARBON MONOXIDE AT LOW CRUISE

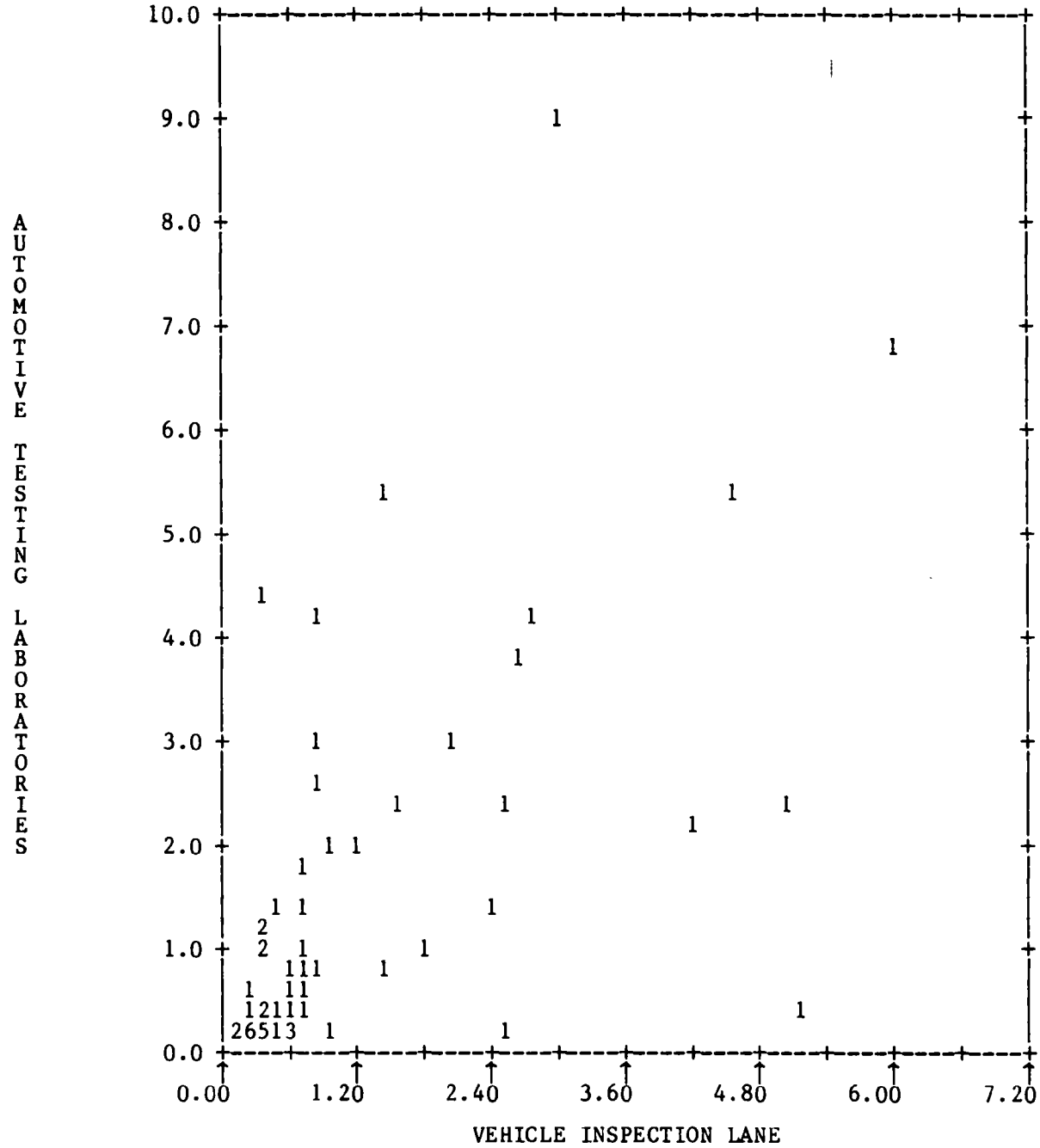

LEGEND: DIGITS SHOWN ON GRAPH REPRESENT THE NUMBER OF COINCIDENT DATA POINTS. IF MORE THAN NINE ARE COINCIDENT, AN 'X' IS PRINTED.

AUTOMOTIVE TESTING LABORATORIES, INC.
19900 E. COLFAX, AURORA, COLO. 80011

TABLE 19 CONT'D

MOTOR VEHICLE DIAGNOSTIC
INSPECTION DEMONSTRATION PROJECT

CARBON MONOXIDE AT HIGH CRUISE

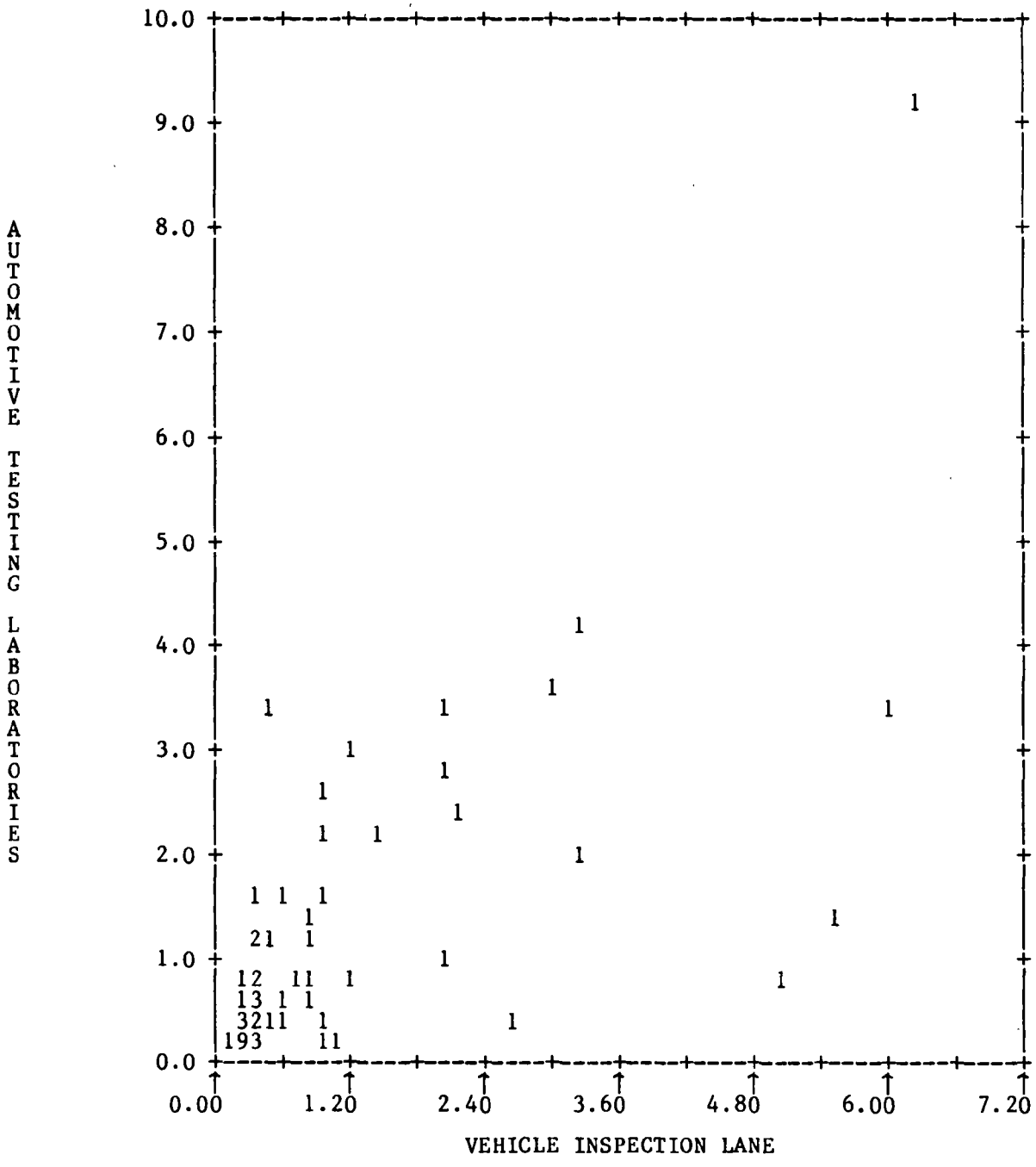

LEGEND: DIGITS SHOWN ON GRAPH REPRESENT THE NUMBER OF COINCIDENT DATA POINTS. IF MORE THAN NINE ARE COINCIDENT, AN 'X' IS PRINTED.

AUTOMOTIVE TESTING LABORATORIES, INC.
19900 E. COLFAX, AURORA, COLO. 80011

APPENDICES

APPENDIX A - LISTING OF VEHICLE AND TEST PARAMETERS

Legend

VEH - Vehicle Number

RUN - Run Number

DATE - Date of Test (month, day, year)

YR - Model Year

MAKE - Vehicle Make

MODL - Vehicle Model

C - Number of Cylinders and Rotors

CID - Engine Displacement in Cubic Inches

V - Number of Carburator Venturis (0: fuel injection)

T - Type of Transmission (1: automatic; 2: semi-automatic; 3: 3-speed manual; 4: 4-speed manual; 5: 5-speed manual)

A - Air Conditioning? (1: Yes; 2: No)

FT - Fuel Tank Capacity in Gallons

IRPM - Idle RPM, actual

IRPMS - Idle RPM, specs.

P - PCV System Operational (1: Yes; 2: No)

DW - Ignition Point Dwell in Degrees, actual (99: electronic ignition)

DWS - Ignition Point Dwell in Degrees, specs. (99: electronic ignition)

IGN - Ignition Timing in Degrees, actual (+ indicates before top dead center; - indicates after top dead center; 000 indicates top dead center)

IGNS - Ignition Timing in Degrees, Manufactures Specifications (+ indicates before top dead center; - indicates after top dead center; 000 indicates top dead center)

TESTS - Additional tests performed on Vehicle
1: Highway Fuel Economy
2: Modal Emissions
3: Clayton Key Mode and Replicate
4: Loaded Vehicle Test
5: Low Speed Cycle
6: High Speed Cycle
7: Federal Short Test
8: Federal Three Mode Test

INRT - Dynomometer Inertia Weight Setting

RLHP - Road Load Horsepower Setting

L - Was 10% RLHP added to simulate air conditioner (1: Yes; 2: No)

DB - Dry Bulb Temperature (degrees Fahrenheit)

WB - Wet Bulb Temperature (degrees Fahrenheit)

BAROM - Barometric Pressure (inches Hg)

APPENDIX A

LISTING OF VEHICLES AND TEST PARAMETERS

CHICAGO

VEH	RUN	DATE	YR	MAKE	MODL	C	CID	V	T	A	FT	IRPM	IRPMS	P	DW	DWS	IGN	IGNS	TESTS	INRT	RLHP	L	DB	WB	BAROM
001	C487	080975	75	CHEV	TRUC	8	350	2	3	2	20	0750	0800	1	99	99	+02	+02	123	4000	12.0	2	74	69	29.24
002	C484	080875	75	CHEV	TRUC	8	350	2	1	2	20	0550	0600	1	99	99	+06	+06	123	4000	12.0	2	76	68	29.41
003	C250	072175	75	CHEV	VAN	8	350	4	1	2	21	0570	0600	1	99	99	+06	+06	123	4000	12.0	2	72	66	29.37
004	C170	071475	75	CHEV	VAN	8	350	4	1	2	36	0530	0600	1	99	99	+06	+06	123	4000	13.2	1	70	63	29.50
005	C473	080775	75	DODG	TRAD	8	318	2	1	2	24	0780	0750	1	99	99	+02	+02	123	3500	11.2	2	74	64	29.40
006	C591	082275	75	FORD	F100	8	302	2	3	2	25	0850	0850	1	99	99	+06	+06	123	4000	12.0	2	77	70	29.10
007	C560	081875	75	FORD	TRUC	8	302	2	1	1	26	0650	0650	1	99	99	+12	+12	123	4000	12.0	2	74	67	29.39
008	C525	081375	75	FORD	TRUC	8	360	2	1	1	26	0560	0650	1	99	99	+06	+06	123	4000	12.0	2	71	65	29.38
009	C545	081675	75	FORD	F100	8	360	2	1	2	26	0610	0650	1	99	99	+03	+03	123	4000	13.2	1	78	69	29.31
010	C716	090775	75	GMC	TRUC	8	350	4	1	1	24	0560	0600	1	99	99	+06	+06	123	4000	12.0	2	79	67	29.29
011	C099	070775	75	AMMO	HORN	6	258	1	1	1	16	0580	0550	1	99	99	+03	+03	1235678	3000	10.3	2	76	63	29.25
012	C012	062675	75	BUIC	REGA	8	350	2	1	1	22	0590	0600	1	99	99	+12	+12	12356	4000	13.2	1	74	70	29.29
013	C115	070975	75	BUIC	ELEC	8	455	4	1	1	26	0650	0600	2	99	99	+12	+12	12356	5000	14.7	1	78	68	29.24
014	C635	082975	75	BUIC	LESA	8	350	4	1	1	26	0570	0600	1	99	99	+12	+12	12356	4500	14.0	1	73	70	29.13
015	C034	062675	75	CADI	DEVI	8	500	4	1	1	28	0630	0600	1	99	99	+06	+06	1235678	5500	15.3	1	75	68	29.42
016	C382	073175	75	CHEV	VEGA	4	140	1	4	2	16	0740	0700	1	99	99	+08	+08	1235678	2750	9.9	2	77	70	29.42
017	C154	071275	75	CHEV	NOVA	6	250	1	1	1	21	0670	0550	1	99	99	+08	+10	1235678	3500	11.2	2	75	65	29.38
018	C060	063075	75	CHEV	MALI	8	350	2	1	2	22	0520	0600	1	99	99	+06	+06	1235678	4000	13.2	1	75	67	29.55
019	C280	072375	75	CHEV	IMPA	8	350	2	1	1	26	0590	0600	1	99	99	+06	+06	1235678	4500	12.7	2	76	68	29.26
020	C083	070375	75	CHEV	IMPA	8	350	2	1	1	26	0710	0600	1	99	99	000	+06	12356	4500	14.0	1	76	70	29.12
021	C191	071575	75	CHEV	CAPR	8	400	4	1	1	26	0610	0600	1	99	99	+06	+06	12356	4500	14.0	1	72	67	29.50
022	C037	062875	75	CHRY	NEWP	8	400	2	1	1	27	0750	0750	1	37	30	+08	+10	12356	5000	14.7	1	76	71	29.52
023	C065	070175	75	DODG	CHAR	8	318	2	1	1	26	0720	0900	1	99	99	-02	-02	12356	4000	13.2	1	72	68	29.51
024	C126	071075	75	DODG	DART	6	225	1	1	1	16	0860	0750	1	99	99	000	000	1235678	3500	11.2	2	77	63	29.14
025	C368	073075	75	FORD	PINT	4	140	2	4	2	13	0680	0850	1	99	99	+02	+06	1235678	2750	9.9	2	77	69	29.45
026	C664	083075	75	FORD	ELIT	8	351	2	1	1	24	0590	0650	1	99	99	+06	+06	12356	4500	14.0	1	79	70	29.17
027	C195	071675	75	FORD	GRAN	6	250	1	1	2	19	0610	0600	1	99	99	+02	+06	1235678	3500	11.2	2	75	67	29.46
028	C478	080875	75	FORD	LTD	8	351	2	1	1	24	0550	0650	1	99	99	+08	+08	12356	4500	14.0	1	75	68	29.40
029	C078	063075	75	FORD	LTD	8	400	2	1	1	24	0650	0700	1	99	99	+06	+06	12356	4500	14.0	1	78	69	29.47
030	C701	090475	75	MERC	COUG	8	351	2	1	1	27	0660	0500	1	99	99	+06	+06	12356	4500	14.0	1	72	63	29.30
031	C140	071175	75	MERC	MONT	8	351	2	1	1	27	0630	0650	1	99	99	+06	+06	12356	4500	14.0	1	77	65	29.16
032	C265	072275	75	OLDS	DELT	8	350	4	1	1	26	0600	0550	1	99	99	+20	+20	1235678	4500	14.0	1	76	72	29.30
033	C223	071875	75	OLDS	CUTL	8	350	4	1	1	22	0475	0650	1	99	99	+19	+20	1235678	4000	13.2	1	75	72	29.16
034	C033	062775	75	OLDS	98	8	455	4	1	1	26	0525	0550	1	99	99	+16	+16	1235678	5000	14.7	1	77	70	29.43
035	C592	082175	75	PLYM	FURY	8	318	2	1	1	26	0820	0750	1	99	99	+02	+02	12356	4000	13.2	1	78	72	29.12
036	C696	090475	75	PLYM	DUST	6	225	1	1	1	16	0850	0750	1	99	99	000	000	1235678	3500	11.2	2	75	64	29.42
037	C309	072575	75	PONT	CATA	8	400	2	1	1	26	0680	0650	1	99	99	+14	+16	12356	4500	14.0	1	74	66	29.34
038	C210	071775	75	PONT	LEMA	8	350	2	1	1	21	0650	0600	1	99	99	+16	+16	1235678	4000	12.0	2	73	67	29.31
039	C440	080575	75	PONT	STAW	8	455	4	1	1	22	0575	0650	1	99	99	+17	+16	12356	5500	15.3	1	73	62	29.44
040	C702	090475	76	CAPR	SEDA	4	140	2	4	2	13	0840	0750	1	99	99	+12	+12	12356	2750	9.9	2	72	65	29.24
041	C642	082975	75	DATS	B210	4	085	2	1	2	16	0710	0650	1	52	52	+10	+10	12356	2500	9.4	2	73	69	29.15
042	C295	072375	75	HOND	CIVI	4	091	3	5	2	11	1000	0850	1	51	52	+02	+02	1235678	2000	8.3	2	76	66	29.48
043	C705	090575	75	TOYO	CORO	4	133	2	4	2	14	0910	0850	1	52	52	+08	+08	1235678	3000	11.3	1	75	64	29.38
044	C711	090575	75	VOLK	SEDA	4	097	0	4	2	11	0850	0900	2	48	48	000	000	1235678	2250	8.8	2	75	63	29.42
045	C235	071875	75	VOLK	DASH	4	090	2	1	1	12	1030	0925	1	99	99	-03	-03	1235678	2500	10.3	1	80	71	29.33
231	C708	090575	75	AMMO	GREM	6	232	1	1	2	21	0560	0550	1	99	99	+05	+05	78	3000	10.3	2	72	63	29.40
232	C180	071575	75	AMMO	STAW	8	304	2	1	1	16	0740	0700	1	99	99	+05	+05	78	3500	12.3	1	79	70	29.52
233	C129	071175	75	AMMO	MATA	8	304	2	1	1	25	0700	0700	1	99	99	+05	+05	78	4000	13.2	1	75	65	29.13
234	C264	072275	75	BUIC	SKYH	6	231	2	1	2	19	0460	0650	1	99	99	+12	+12	78	3000	10.3	2	74	68	29.33
235	C067	070175	75	BUIC	SKYL	8	260	2	1	1	21	0680	0550	1	99	99	+20	+18	78	3500	12.3	1	71	65	29.56
236	C644	083075	75	BUIC	LESA	8	350	4	1	1	26	0600	0600	1	99	99	+12	+12	78	4500	14.0	1	76	69	29.11
237	C662	083175	75	BUIC	REGA	8	350	2	1	1	22	0640	0600	1	99	99	+13	+12		4000	13.2	1	72	67	29.18
238	C086	070775	75	BUIC	LESA	8	350	4	1	1	26	0560	0600	1	99	99	+12	+12	78	4500	14.0	1	75	69	29.12
239	C695	090475	75	BUIC	ELEC	8	455	4	1	1	26	0615	0650	1	99	99	+12	+12		5000	14.7	1	73	66	29.42
240	C124	070375	75	BUIC	STAW	8	455	4	1	1	22	0600	0600	2	99	99	+11	+12	78	5500	15.3	1	74	62	29.16
241	C699	090475	76	CADI	SEVI	8	350	0	1	1	24	0580	0600	1	99	99	+02	+10		4500	14.0	1	76	67	29.35
242	C588	082375	75	CADI	DEVI	8	500	4	1	1	28	0820	0600	1	99	99	+05	+06		5500	15.3	1	74	72	29.05
243	C603	082575	75	CADI	DEVI	8	500	4	1	1	28	0580	0600	1	99	99	+08	+06		5500	15.3	1	76	62	29.40
244	C355	073075	75	CHEV	VEGA	4	140	2	4	1	16	0900	0700	1	99	99	+12	+10	78	2750	9.9	2	74	68	29.44
245	C325	072875	75	CHEV	VEGA	4	140	1	1	2	16	0950	0750	1	99	99	000	+10	78	2750	9.9	2	78	66	29.43
246	C041	062875	75	CHEV	MONZ	8	262	2	1	1	19	0510	0600	1	99	99	+08	+08	78	3000	11.3	1	74	70	29.55
247	C289	072475	75	CHEV	NOVA	6	250	1	1	2	21	0500	0550	1	99	99	+08	+10	78	3500	11.2	2	73	65	29.39
248	C162	071475	75	CHEV	NOVA	8	262	2	1	1	21	0600	0600	1	99	99	+16	+08	78	3500	11.2	2	75	66	29.44
249	C077	070275	75	CHEV	CAMA	8	350	2	1	1	21	0600	0600	1	99	99	+12	+06	78	4000	13.2	1	74	67	29.48
250	C347	072975	75	CHEV	CAMA	8	350	2	1	1	21	0650	0600	1	99	99	+05	+06	78	4000	13.2	1	74	70	29.53
251	C628	082875	75	CHEV	VEGA	4	140	2	1	2	16	0780	0750	1	99	99	+12	+12		2750	9.9	2	72	70	29.29
252	C109	070975	75	CHEV	MONT	8	350	2	1	1	22	0710	0600	1	99	99	+06	+06	78	4000	12.0	2	74	64	29.16
253	C176	071575	75	CHEV	MALI	8	350	2	1	1	22	0600	0600	1	99	99	+06	+06	78	4500	12.7	2	72	67	29.49
254	C697	090475	75	CHEV	MALI	8	350	2	1	1	22	0615	0600	1	99	99	+08	+06		4000	13.2	1	79	66	29.37
255	C367	073075	75	CHEV	MONT	8	350	2	1	1	22	0620	0600	1	99	99	+08	+06		4000	13.2	1	75	67	29.46
256	C493	080975	75	CHEV	MALI	8	400	4	1	1	22	0650	0600	1	99	99	+05	+06		4000	13.2	1	78	73	29.20
257	C631	082875	75	CHEV	CAPR	8	400	4	1	1	26	0580	0600	1	99	99	+12	+08		4500	14.0	1	77	73	29.24
258	C476	080875	75	CHEV	IMPA	8	350	2	1	1	26	0580	0600	1	99	99	+06	+06		4500	14.0	1	74	65	29.40
259	C030	062775	75	CHEV	IMPA	8	350	2	1	1	26	0590	0600	1	99	99	+06	+06		4500	14.0	1	80	74	29.42
260	C113	070975	75	CHEV	IMPA	8	350	2	1	1	26	0600	0600	1	99	99	+06	+06		4500	14.0	1	73	64	29.24
261	C510	081275	75	CHEV	IMPA	8	350	2	1	1	26	0600	0600	1	99	99	+08	+06		4500	12.7	2	74	70	29.20
262	C513	081275	75	CHEV	IMPA	8	350	2	1	1	26	0560	0600	1	99	99	+06	+06		4500	14.0	1	74	69	29.19
263	C123	070975	75	CHEV	STAW	8	350	4	1	1	22	0500	0600	1	99	99	+06	+06	78	5500	13.9	2	78	65	29.18
264	C149	071375	75	CHEV	STAW	8	400	4	1	1	22	0610	0600	1	99	99	+08	+08	78	5000	14.7	1	72	65	29.26
265	C470	080775	75	CHEV	IMPA	8	350	2	1	1	26	0600	0600	1	99	99	+06	+06		4500	14.0	1	78	65	29.45

LISTING OF VEHICLES AND TEST PARAMETERS

CHICAGO

VEH	RUN	DATE	YR	MAKE	MODL	C	CID	V	T	A	FT	IRPM	IRPMS	P	DW	DWS	IGN	IGNS	TESTS	INRT	RLHP	L	DB	WB	BAROM
266	C633	082975	75	CHEV	MALI	8	350	2	1	1	22	0570	0600	1	99	99	+06	+06	78	4000	13.2	1	74	69	29.17
267	C553	081875	75	CHRY	CORD	8	360	2	1	1	27	0750	0700	1	99	99	+05	+05	78	4000	13.2	1	75	67	29.37
268	C330	072875	75	CHRY	NEWY	8	440	4	1	1	27	0800	0750	1	99	99	+08	+08		5000	14.7	1	72	68	29.48
269	C718	090675	75	DODG	DART	6	225	1	1	1	16	0680	0750	1	99	99	-02	000		3500	11.2	2	72	62	29.36
270	C317	072675	75	DODG	DART	8	318	2	1	1	16	0730	0750	1	99	99	+02	+02	78	3500	11.2	2	75	69	29.38
271	C413	080475	75	DODG	CORO	8	318	2	1	1	26	0640	0900	1	99	99	-02	-02		4000	13.2	1	75	70	29.27
272	C648	083075	75	DODG	CHAR	8	360	2	1	1	26	0750	0700	1	99	99	+06	+06	78	4000	12.0	2	74	68	29.17
273	C659	083175	75	DODG	MONA	8	440	4	1	1	27	0700	0750	1	99	99	+08	+08	78	4500	14.0	1	71	65	29.21
274	C584	082275	75	DODG	MONA	8	360	2	1	1	27	0900	0750	1	99	99	+06	+06		4500	14.0	1	79	75	29.30
275	C364	073075	75	FORD	STAW	4	140	2	1	2	14	0750	0750	1	99	99	+05	+06	78	3000	10.3	2	74	68	29.49
276	C691	090375	75	FORD	MUST	4	140	2	4	2	13	0810	0850	1	99	99	+08	+06		3000	10.3	2	74	64	29.47
277	C706	090975	75	FORD	PINT	6	171	2	1	1	14	0630	0700	1	99	99	-02	+08	78	3000	10.3	2	76	66	29.41
278	C185	071675	75	FORD	STAW	6	171	2	1	1	14	0765	0700	1	99	99	+10	+08		3000	11.3	1	72	66	29.46
279	C071	070175	75	FORD	GRAN	6	250	1	1	1	19	0540	0500	1	99	99	+06	+06		3500	11.2	2	76	67	29.46
280	C585	082275	75	FORD	GRAN	8	302	2	1	1	19	0620	0650	1	99	99	+06	+06		3500	12.3	1	80	75	29.30
281	C379	073175	75	FORD	GRAN	8	302	2	1	1	19	0640	0650	1	99	99	+06	+06	78	3500	11.2	2	75	69	29.45
282	C199	071775	75	FORD	ELIT	8	351	2	1	1	23	0700	0650	1	99	99	+08	+08	78	4500	14.0	1	73	68	29.37
283	C344	072975	75	FORD	TORI	8	351	2	1	2	27	0630	0650	1	99	99	+06	+06		4500	14.0	1	73	69	29.50
284	C685	090175	75	FORD	LTD	8	400	2	1	1	24	0600	0700	1	99	99	+07	+08	78	4500	14.0	1	75	70	29.30
285	C080	070275	75	FORD	LTD	8	351	2	1	1	24	0540	0650	1	99	99	+10	+08	78	4500	12.7	2	76	69	29.46
286	C107	070875	75	FORD	LTD	8	351	2	1	1	24	0630	0650	1	30	99	+06	+08	78	4500	14.0	1	77	68	29.15
287	C419	080375	75	FORD	LTD	8	351	2	1	1	24	0450	0650	1	99	99	+08	+08	78	4500	14.0	1	72	69	29.26
288	C003	062475	75	FORD	LTD	8	351	2	1	1	24	0475	0650	1	99	99	+04	+08		4500	14.0	1	75	69	29.43
289	C231	071875	75	FORD	LTD	8	400	2	1	1	24	0700	0700	1	99	99	+06	+06	78	4500	12.7	2	72	67	29.28
290	C144	071275	75	FORD	LTD	8	400	2	1	1	24	0450	0500	1	99	99	+06	+06	78	4500	14.0	1	77	68	29.24
291	C259	072275	75	FORD	LTD	8	400	2	1	1	24	0740	0700	1	99	99	+06	+06		4500	14.0	1	75	70	29.34
292	C351	072975	75	FORD	STAW	8	400	2	1	1	21	0400	0700	1	99	99	+06	+08		4500	14.0	1	77	71	29.54
293	C068	063075	75	FORD	STAW	8	460	4	1	1	21	0440	0650	1	99	99	+14	+14	78	5000	14.7	1	75	68	29.54
294	C529	081475	75	LINC	MRK4	8	460	4	1	1	27	0650	0650	1	99	99	+03	+10	78	5500	15.3	1	75	68	29.22
295	C412	080375	75	MERC	MONA	8	302	2	1	1	25	0620	0650	1	99	99	+06	+06	78	3500	11.2	2	77	67	29.26
296	C686	090275	75	MERC	MONA	8	302	2	1	1	25	0675	0650	1	99	99	+06	+06		3500	12.3	1	75	65	29.34
297	C187	071675	75	MERC	COUG	8	351	2	1	1	27	0700	0650	1	99	99	+06	+06	78	4500	14.0	1	73	68	29.48
298	C721	090775	75	MERC	MARQ	8	400	2	1	1	25	0680	0700	1	99	99	+07	+08	78	5000	14.7	1	78	65	29.42
299	C414	080475	75	OLDS	STAR	6	231	2	1	1	19	0650	0650	1	99	99	+12	+12		3000	10.3	2	74	68	29.27
300	C443	080675	75	OLDS	OMEG	8	260	2	1	1	21	0530	0650	1	99	99	+18	+18	78	3500	11.2	2	73	64	29.48
301	C698	090375	75	OLDS	CUTL	8	350	4	1	1	22	0580	0650	1	99	99	+20	+20		4000	13.2	1	77	66	29.36
302	C490	080975	75	OLDS	CUTL	8	350	4	1	1	22	0470	0650	1	99	99	+16	+20		4000	13.2	1	76	66	29.20
303	C682	090275	75	OLDS	CUTL	8	350	4	1	1	22	0520	0650	1	99	99	+18	+20		4000	13.2	1	76	70	29.30
304	C602	082575	75	OLDS	98	8	455	4	1	1	26	0525	0550	1	99	99	+16	+16		5000	14.7	1	69	59	29.38
305	C688	090375	75	OLDS	DELT	8	400	2	1	1	26	0620	0650	1	99	99	+16	+16		5000	14.7	1	75	65	29.38
306	C491	080975	75	OLDS	STAW	8	455	4	1	1	22	0520	0650	1	99	99	+15	+16		5500	15.3	1	71	69	29.20
307	C049	063075	75	PLYM	VALI	6	225	1	1	2	16	0620	0750	1	99	99	000	000		3500	12.3	1	73	64	29.50
308	C409	080275	75	PLYM	VALI	8	318	2	1	1	16	0640	0750	1	99	99	+02	+02	78	3500	11.2	2	81	71	29.25
309	C683	090275	75	PLYM	STAW	8	318	2	1	1	24	0650	0750	1	99	99	+02	+02		5500	13.9	2	77	70	29.28
310	C680	090275	75	PLYM	ROAD	8	318	2	1	2	20	0730	0750	1	99	99	000	+02		4000	12.0	2	73	67	29.31
311	C679	090275	75	PLYM	FURY	8	360	2	1	1	26	0740	0750	1	99	99	+07	+06	78	4000	13.2	1	75	68	29.34
312	C738	090975	75	PLYM	VALI	6	225	1	1	1	16	0720	0750	1	99	99	000	000	78	3500	12.3	1	73	64	29.45
313	C017	062575	75	PLYM	GRNF	8	360	2	1	1	27	0740	0750	1	99	99	+06	+06	78	4500	14.0	1	78	73	29.30
314	C437	080575	75	PONT	ASTR	4	140	2	1	2	16	0620	0750	1	99	99	+12	+12	78	2750	9.9	2	74	66	29.42
315	C523	081375	75	PONT	VENT	8	260	2	1	2	21	0680	0650	1	99	99	+02	+18		3500	11.2	2	77	67	29.34
316	C357	073075	75	PONT	LEMA	8	350	2	1	1	21	0650	0600	1	99	99	+14	+16		4000	13.2	1	75	71	29.44
317	C228	071975	75	PONT	LEMA	8	350	2	1	1	21	0500	0600	1	99	99	+14	+16		4000	13.2	1	75	68	29.26
318	C494	080975	75	PONT	LEMA	8	350	2	1	1	21	0630	0600	1	99	99	+16	+16	78	4000	13.2	1	83	76	29.20
319	C576	082175	75	PONT	GRNV	8	400	4	1	1	26	0550	0650	1	99	99	+12	+16		5000	14.7	1	76	73	29.40
320	C010	062575	75	PONT	GRNV	8	400	4	1	1	26	0550	0650	1	99	99	+12	+12	78	5000	14.7	1	74	69	29.32
321	C724	090875	75	PONT	GRNP	8	455	4	1	1	25	0700	0650	1	99	99	+15	+16	78	4500	14.0	1	74	66	29.60
322	C598	082575	75	AUDI	SEDA	4	097	0	1	1	12	0940	0940	2	48	48	-02	-02	78	2250	8.8	2	74	66	29.32
323	C700	090475	76	CAPR	SEDA	6	171	2	1	2	13	0750	0700	1	99	99	+05	+10	78	3000	10.3	2	74	65	29.33
324	C710	090575	76	CAPR	SEDA	6	140	2	4	2	13	0800	0850	1	99	99	+10	+10		2750	9.9	2	75	64	29.41
325	C736	090975	75	COLT	SEDA	4	122	2	5	2	13	1250	0900	1	99	99	+03	+03	78	2750	9.9	2	74	64	29.48
326	C730	090875	75	DATS	SEDA	6	170	0	4	1	17	0780	0800	1	99	99	+07	+07	78	3000	10.3	2	75	67	29.54
327	C299	072575	75	DATS	SEDA	4	085	2	4	2	11	0740	0700	1	99	99	+10	+10	78	2500	9.4	2	74	66	29.49
328	C677	090175	75	DATS	SEDA	4	119	2	1	1	13	0720	0650	1	48	50	+11	+12	78	2750	9.9	2	77	68	29.36
329	C714	090475	75	FIAT	SEDA	4	079	2	4	2	10	0900	0900	2	61	55	000	000	78	2250	8.8	2	73	62	29.38
330	C582	081975	75	FIAT	SEDA	4	079	2	4	2	10	0860	0850	1	56	55	000	000	78	2250	8.8	2	75	73	29.32
331	C312	072675	75	HOND	CIVI	4	091	3	4	2	11	0900	0850	1	52	52	000	000	78	2000	8.3	2	74	71	29.33
332	C747	091075	75	MAZD	STAW	2	080	4	1	1	18	0720	0720	1	57	57	000	000	78	3000	11.3	1	78	72	29.05
333	C748	091075	75	MAZD	RX4	2	080	4	4	2	17	0830	0830	1	57	57	000	000	78	3000	10.3	2	75	71	29.02
334	C731	090875	75	MERB	SEDA	6	167	4	1	1	25	0800	0800	1	99	99	+07	+07		4000	13.2	1	73	63	29.53
335	C267	072375	75	MG	B	4	110	2	4	2	12	0860	0850	2	99	99	+11	+11	78	2750	9.9	2	78	71	29.22
336	C623	082875	75	OPEL	1900	4	116	0	1	2	14	0970	0970	1	48	50	-04	-04	78	2500	10.3	1	73	70	29.32
337	C727	090875	75	OPEL	SEDA	4	116	0	4	2	14	0960	0960	1	50	50	000	000		2500	9.4	2	75	63	29.63
338	C694	090375	75	PORS	SEDA	4	109	0	5	2	16	0800	0850	2	48	50	+07	+07	78	2500	9.4	2	76	67	29.50
339	C640	082975	75	TOYO	CORO	4	097	2	1	2	13	0575	0850	1	58	54	+12	+12		2500	9.4	2	74	70	29.16
340	C111	070975	75	TOYO	CELI	4	133	2	4	1	13	0910	0850	1	99	99	+02	+08	78	2750	9.9	2	75	65	29.20
341	C641	082975	75	TOYO	CORO	4	097	2	5	2	13	0775	0850	1	58	54	+12	+12	78	2500	9.4	2	75	70	29.15
342	C745	091075	75	VOLK	SEDA	4	097	0	4	2	11	0810	0900	2	46	46	000	000	78	2250	8.8	2	77	70	29.10
343	C372	073175	75	VOLK	RABB	4	090	2	4	1	11	0900	0925	1	46	46	+02	-03	78	2000	8.3	2	73	69	29.44
344	C689	090375	75	VOLK	RABB	4	090	2	1	1	11	0880	0925	2	48	50	-02	-03		2250	8.8	2	75	65	29.40
345	C117	071075	75	VOLV	SEDA	4	121	0	4	1	15	0780	0700	1	48	59	+10	+10	78	3000	10.3	2	71	63	29.22

LISTING OF VEHICLES AND TEST PARAMETERS

CHICAGO

VEH	RUN	DATE	YR	MAKE	MODL	C	CID	V	T	A	FT	IRPM	IRPMS	P	DW	DWS	IGN	IGNS	TESTS	INRT	RLHP	L	DB	WB	BAROM
511	H329	110775	75	FORD	MAVE	6	250	1	1	1	15	0650	0600	1	99	99	+05	+06	78	3000	10.3	2	77	69	29.90
512	C212	071875	75	MERC	MONA	6	250	1	1	1	25	0630	0500	1	99	99	+06	+06	78	3500	11.2	2	74	72	29.21
513	C137	071175	75	OLDS	OMEG	6	250	1	1	2	21	0700	0550	1	99	99	+08	+10	78	3500	11.2	2	74	65	29.16
514	C541	081575	75	PLYM	STAW	8	400	2	1	1	24	0750	0750	1	99	99	+10	+10	78	5000	13.4	2	72	67	29.29
515	C385	080175	75	PONT	VENT	6	250	1	1	2	21	0670	0550	1	99	99	+08	+10	78	3500	11.2	2	75	71	29.35
516	C607	082675	75	BMW	SEDA	4	121	2	4	1	12	1200	0950	1	58	60	+25	+25	78	3500	11.2	2	74	66	29.63
517	C743	091075	75	BMW	SEDA	6	182	0	1	1	20	0520	0650	1	30	30	+09	+09	78	4500	12.7	2	72	69	29.12
518	C750	091075	75	SUBA	DL	4	083	2	1	2	13	0800	0900	2	99	99	+07	+08	78	2250	8.8	2	72	67	29.00
519	C660	083175	75	MERB	SEDA	4	141	1	1	1	21	0810	0810	1	99	99	+11	+10	78	3500	11.2	2	75	68	29.20
520	C597	082575	75	PORS	914	4	120	0	5	2	16	0870	0870	2	48	48	+27	+27	78	2500	9.4	2	74	66	29.30
521	C515	081275	75	SAAB	99LE	4	121	0	1	1	15	0865	0875	1	52	50	+14	+14	78	2750	9.9	2	73	69	29.19
522	C031	062775	75	AMMO	HORN	6	232	1	1	2	16	0600	0550	1	0	99	+05	+05	78	3000	10.3	2	75	70	29.42
523	C709	090575	75	AMMO	MATA	6	258	1	1	1	25	0770	0550	1	99	99	+03	+03	78	4000	12.0	2	74	64	29.40
524	C566	081975	75	DODG	STAW	8	440	4	1	1	24	0730	0750	1	99	99	+10	+08	78	5000	13.4	2	75	71	29.45
525	C238	072175	75	MERC	MARQ	8	460	4	1	1	25	0730	0650	1	99	99	+12	+14	78	5000	13.4	2	72	68	29.35
526	C687	090375	75	BUIC	LESA	8	350	4	1	1	26	0570	0600	1	99	99	+12	+12		4500	14.0	1	77	65	29.36
527	C741	091075	75	FORD	MUST	8	302	2	1	1	13	0650	0700	1	99	99	+15	+06		3000	11.3	1	75	69	29.17
528	C733	090975	75	FORD	MAVR	6	200	1	1	2	15	0710	0650	1	99	99	+06	+06		3000	10.3	2	73	62	29.51
046	C147	071275	74	AMMO	STAW	8	304	2	1	1	21	0520	0700	1	30	30	+05	+05		4500	14.0	1	76	66	29.25
047	C188	071675	74	BUIC	ELEC	8	455	4	1	1	26	0630	0650	1	28	30	+04	+04		5000	14.7	1	75	68	29.48
048	C016	062675	74	BUIC	REGA	8	350	2	1	1	22	0630	0650	1	30	30	+04	+04		4000	12.0	2	76	71	29.30
049	C181	071575	74	CHEV	VEGA	4	140	1	1	2	16	0880	0750	1	30	32	+14	+12		2750	9.9	2	73	66	29.52
050	C242	072175	74	CHEV	MONT	8	350	2	1	1	22	0550	0600	1	31	30	+08	+08		4000	13.2	1	74	67	29.34
051	C601	082575	74	CHEV	NOVA	6	250	1	1	1	21	0700	0600	1	28	33	+10	+08		3500	11.2	2	81	64	29.38
052	C200	071775	74	CHEV	CAMA	8	350	2	1	2	21	0550	0600	1	30	30	+08	+08		4000	13.2	1	72	68	29.37
053	C093	070875	74	CHEV	IMPA	8	350	2	1	1	26	0590	0600	1	30	30	+08	+08		4500	14.0	1	72	67	29.20
054	C617	082775	74	CHEV	CAPR	8	400	2	1	1	26	0660	0600	1	30	30	+08	+08		4500	14.0	1	79	69	29.51
055	C615	082775	74	DODG	CHAR	8	318	2	1	1	20	0810	0750	1	99	99	+01	000		4000	13.2	1	73	66	29.52
056	C166	071475	74	DODG	DART	6	225	1	1	2	16	0780	0750	1	99	99	000	000		3500	11.2	2	74	65	29.49
057	C531	081475	74	FORD	PINT	4	122	2	4	2	13	1050	0750	1	40	40	-03	+06		2750	9.9	2	72	67	29.24
058	C284	072475	74	FORD	TORI	8	302	2	1	1	27	0680	0650	1	25	25	+12	+10		4000	13.2	1	77	67	29.34
059	C092	070875	74	FORD	MAVE	6	250	1	1	2	15	0600	0600	1	32	33	+06	+06		3000	10.3	2	75	68	29.19
060	C398	080175	74	FORD	LTD	8	351	2	1	1	22	0740	0600	1	29	29	+06	+06		4500	14.0	1	77	74	29.20
061	C178	071575	74	FORD	LTD	8	400	2	1	1	22	0650	0625	1	99	99	+12	+12		4500	14.0	1	73	67	29.51
062	C217	071775	74	LINC	CONT	8	460	4	1	1	24	0660	0650	1	99	99	+12	+14		5500	15.8	1	77	71	29.15
063	C375	073175	74	MERC	MONG	8	302	2	1	1	27	0650	0650	1	28	28	+10	+10		4500	14.0	1	73	68	29.45
064	C019	062675	74	OLDS	CUTL	8	350	4	1	1	22	0700	0650	1	33	30	+12	+12		4000	13.2	1	75	70	29.30
065	C194	071675	74	OLDS	DELT	8	350	4	1	1	26	0580	0650	1	33	30	+12	+12		5000	14.7	1	71	65	29.48
066	C674	090275	74	OLDS	98	8	455	4	1	1	26	0680	0650	1	40	30	+08	+08		5000	14.7	1	76	67	29.38
067	C042	062775	74	PLYM	STAW	8	318	2	1	2	21	0700	0750	1	37	34	000	000		4500	14.0	1	75	68	29.55
068	C234	071975	74	PLYM	DUST	6	225	1	3	1	16	0750	0800	1	99	99	-02	000		3500	11.2	2	75	69	29.33
069	C161	071475	74	PONT	BONN	8	400	2	1	1	26	0680	0650	1	30	30	+12	+12		4500	14.0	1	77	67	29.44
070	C313	072675	74	PONT	LEMA	8	350	2	1	1	22	0680	0650	1	29	30	+12	+12		4000	13.2	1	72	68	29.34
071	C122	071075	74	DATS	STAW	4	119	2	4	1	15	0620	0750	1	60	99	+08	+12		2750	9.9	2	77	64	29.19
072	C638	082975	74	MAZD	RX3	2	070	4	1	2	16	0760	0750	2	57	57	-04	-05		2750	9.9	2	73	69	29.15
073	C001	062475	74	TOYO	CORO	4	097	2	4	2	11	0880	0750	1	53	53	+02	+05		2250	8.8	2	78	73	29.46
074	C389	080175	74	VOLK	SEDA	4	097	1	4	2	11	0800	0800	1	48	48	+07	+07		2250	9.7	1	74	70	29.32
075	C002	062475	74	VOLK	SEDA	4	097	1	4	2	11	0970	0875	2	46	47	+07	+07		2250	8.8	2	78	71	29.45
346	C121	070975	74	BUIC	ELEC	8	455	4	1	1	26	0500	0650	1	30	30	+04	+04		5000	14.7	1	73	64	29.19
347	C316	072675	74	CADI	DEVI	8	472	4	1	1	28	0620	0600	1	99	99	+10	+10		5000	14.7	1	74	68	29.36
348	C215	071875	74	CHEV	MALI	8	350	2	1	1	22	0650	0600	1	32	30	+08	+08		4000	12.0	2	74	70	29.19
349	C314	072675	74	CHEV	CHEL	8	350	2	1	1	22	0580	0600	1	15	30	+14	+08		4000	12.0	2	74	69	29.34
350	C036	062875	74	CHEV	CHEV	8	350	2	1	1	26	0550	0600	1	30	30	+08	+08		4500	14.0	1	76	71	29.52
351	C613	082775	74	CHEV	CAPR	8	400	2	1	1	26	0570	0600	1	99	99	+10	+08		4500	14.0	1	73	66	29.55
352	C241	072175	74	CHRY	NEWP	8	400	2	1	1	25	0730	0750	1	99	99	+08	+07		4500	14.0	1	73	68	29.34
353	C651	083075	74	DODG	DART	8	318	2	1	1	16	0720	0750	1	99	99	+02	+02		3500	12.3	1	75	68	29.18
354	C157	071275	74	FORD	TORI	8	351	2	1	1	27	0440	0600	1	29	29	+08	+10		4000	12.0	2	73	63	29.39
355	C198	071675	74	FORD	LTD	8	400	2	1	1	22	0590	0625	1	99	99	+12	+12		4500	14.0	1	73	68	29.37
356	C363	073075	74	FORD	THUN	8	460	4	1	1	27	0570	0650	1	99	99	+14	+14		5000	14.7	1	77	73	29.50
357	C608	082675	74	MERC	COUG	8	400	2	1	1	27	0510	0625	1	99	99	+12	+12		4500	14.0	1	79	67	29.63
358	C014	062575	74	OLDS	CUTL	8	350	4	1	1	22	0640	0650	1	31	30	+08	+12		4000	13.2	1	73	70	29.30
359	C365	073075	74	PLYM	FRY1	8	360	2	1	1	25	0750	0750	1	99	99	+05	+05		4500	14.0	1	74	68	29.48
360	C321	072675	74	PONT	VENT	8	350	2	1	1	22	0590	0650	1	32	30	+08	+12		3500	11.2	2	83	70	29.41
361	C167	071475	74	PONT	GRNV	8	455	4	1	1	26	0660	0650	1	28	30	+14	+12		5000	14.7	1	73	65	29.50
362	C637	082975	74	CAPR	COUP	4	122	2	1	1	12	0820	0750	1	99	99	+10	+10		2500	9.4	2	74	70	29.14
363	C230	071975	74	DATS	SEDA	4	079	2	1	2	12	0750	0650	1	44	49	+05	+05		2250	8.8	2	77	69	29.28
364	C395	080175	74	OPEL	STAW	4	116	2	1	2	12	0720	0800	1	37	50	-03	000		2500	9.4	2	76	73	29.25
365	C500	081175	74	TOYO	CORO	4	120	2	4	2	15	0620	0650	1	53	53	+07	+07		2750	10.9	1	75	70	29.22
529	C734	090975	74	CHEV	NOVA	6	250	1	1	2	21	0590	0600	1	30	33	+12	+06		3500	12.3	1	74	65	29.50
530	C744	091075	74	CHEV	MONT	8	350	4	1	1	22	0650	0600	1	32	30	+10	+08		4000	13.2	1	73	68	29.10
531	C737	090975	74	CHEV	STAW	8	400	4	1	1	22	0660	0600	1	29	30	+04	+08		5500	15.3	1	73	64	29.47
101	C578	082175	73	AMMO	GREM	6	232	1	3	1	21	0550	0700	1	32	32	+07	+05		3000	10.3	2	73	71	29.38
102	C165	071275	73	BUIC	ELEC	8	455	4	1	1	26	0500	0650	1	30	30	+04	+04		5000	14.7	1	75	66	29.44
103	C053	062675	73	CADI	DEVI	8	472	4	1	1	28	0530	0600	1	31	30	+08	+08		5000	14.7	1	75	70	29.53
104	C428	080575	73	CHEV	VEGA	4	140	1	3	2	11	0800	0700	1	33	33	+08	+08		2500	9.4	2	74	66	29.32
105	C024	062675	73	CHEV	CHEL	8	350	2	1	1	22	0510	0400	1	31	30	+08	+08		4000	13.2	1	74	71	29.30
106	248	072175	73	CHEV	NOVA	8	350	2	1	1	21	0580	0600	1	35	30	+07	+08		3500	11.2	2	72	66	29.39
107	C327	072875	73	CHEV	IMPA	8	350	2	1	1	26	0560	0600	1	30	30	+08	+08		4500	14.0	1	74	67	29.46
108	C479	080875	73	CHEV	IMPA	8	350	2	1	1	26	0620	0600	1	32	30	+08	+08		4500	14.0	1	76	68	29.40
109	C133	071175	73	CHEV	CAPR	8	400	2	1	1	26	0630	0600	1	27	30	+08	+08		4500	14.0	1	71	66	29.12

LISTING OF VEHICLES AND TEST PARAMETERS

CHICAGO

VEH	RUN	DATE	YR	MAKE	MODL	C	CID	V	T	A	FT	IRPM	IRPMS	P	DW	DWS	IGN	IGNS	TESTS	INRT	RLHP	L	DB	WB	BAROM
110	C247	072175	73	DODG	DART	6	225	1	1	2	16	0900	0750	1	99	99	+15	000		3000	11.3	1	73	66	29.40
111	C151	071275	73	FORD	PINT	4	122	2	1	2	11	0675	0650	1	31	37	+09	+09		2500	9.4	2	73	64	29.31
112	C156	071275	73	FORD	TORI	8	351	2	1	1	23	0690	0625	1	27	27	+08	+10		4000	13.2	1	76	66	29.39
113	C481	080875	73	FORD	MUST	8	302	2	3	1	20	0800	0800	1	30	30	+06	+06		3500	11.2	2	79	69	29.40
114	C020	062575	73	FORD	CUST	8	351	2	1	1	22	0800	0800	1	28	30	+10	+10		4500	14.0	1	75	70	29.29
115	C119	071075	73	FORD	LTD	8	400	2	1	1	22	0420	0625	1	27	27	+06	+06		4500	14.0	1	71	63	29.20
116	C174	071575	73	MERC	MONR	8	400	2	1	1	22	0550	0625	1	32	30	+12	+12		4500	14.0	1	74	68	29.48
117	C431	080575	73	OLDS	98	8	455	4	1	1	26	0580	0650	1	29	30	+08	+08		5000	14.7	1	73	65	29.33
118	C159	071475	73	OLDS	CUTL	8	350	4	1	1	22	0690	0650	1	30	30	+14	+12		4000	13.2	1	75	65	29.40
119	C135	071175	73	PLYM	SATE	8	318	2	1	1	20	0740	0700	1	99	99	000	000		4000	13.2	1	71	63	29.13
120	C482	080875	73	PLYM	DUST	6	225	1	1	2	16	0720	0750	1	99	99	000	000		3000	10.3	2	77	68	29.41
121	C332	072875	73	PONT	CATA	8	350	2	1	1	26	0640	0650	1	29	30	+12	+12		4500	14.0	1	73	66	29.54
122	C046	062875	73	PONT	LEMA	8	350	2	1	1	22	0630	0650	1	29	30	+12	+12		4000	13.2	1	82	68	29.53
123	C684	090275	73	DATS	SEDA	4	097	2	4	2	12	1050	0800	1	46	49	+20	+08		2500	9.4	2	80	70	29.37
124	C477	080875	73	OPEL	STAW	4	116	2	4	2	12	0750	0850	1	44	50	000	000		2500	9.4	2	75	66	29.40
125	C402	080275	73	TOYO	CORO	4	097	2	4	2	12	0700	0750	1	48	50	+02	+05		2250	8.8	2	73	67	29.24
126	C175	071575	73	VOLK	412	4	103	0	1	2	13	0950	0900	1	48	48	+27	+27		2750	9.9	2	75	70	29.49
127	C160	071475	73	VOLK	SEDA	4	097	1	4	1	11	0990	0800	1	48	48	-06	-05		2250	8.8	2	78	66	29.41
366	C130	071175	73	BUIC	CNTY	8	350	2	1	1	22	0680	0650	1	29	30	+04	+04		4000	13.2	1	74	64	29.13
367	C143	071275	73	BUIC	CNTY	8	350	2	1	1	22	0600	0650	1	31	30	+04	+04		4000	13.2	1	75	65	29.23
368	C134	071175	73	BUIC	ELEC	8	455	4	1	1	26	0600	0650	1	26	30	+05	+05		5000	14.7	1	71	63	29.12
369	C675	090275	73	CHEV	VEGA	4	140	2	1	1	11	0750	0750	1	29	31	+12	+12		2500	9.4	2	76	66	29.37
370	C116	071075	73	CHEV	NOVA	6	250	1	1	2	21	0730	0600	1	25	33	+10	+06		3500	11.2	2	68	63	29.22
371	C069	070175	73	CHEV	MONT	8	350	2	1	1	22	0470	0600	1	28	30	+09	+08		4000	13.2	1	75	64	29.50
372	C439	080575	73	CHEV	CAPR	8	400	2	1	1	26	0525	0600	1	29	30	+16	+08		4500	14.0	1	75	64	29.43
373	C590	082375	73	CHEV	MONT	8	454	4	1	1	22	0650	0600	1	29	30	+10	+10		4000	13.2	1	73	71	29.06
374	C220	071875	73	CHRY	NEWP	8	400	2	1	1	23	0620	0700	1	99	99	+10	+10		4500	14.0	1	76	72	29.15
375	C499	081075	73	DODG	CORO	8	318	2	1	2	20	0650	0700	1	99	99	000	000		4000	12.0	2	75	72	29.21
376	C239	072175	73	DODG	POLA	8	360	2	1	1	23	1400	0750	1	99	99	+05	+05		4000	13.2	1	84	69	29.35
377	C315	072675	73	FORD	PINT	4	122	2	4	2	11	0850	0750	1	36	37	+10	+06		2500	9.4	2	75	70	29.34
378	C514	081275	73	FORD	STAW	8	351	2	1	1	20	0550	0700	1	27	27	+10	+14		4500	14.0	1	73	69	29.19
379	C043	062875	73	FORD	LTD	8	400	2	1	1	22	0500	0625	1	20	24	+12	+12		4500	14.0	1	76	66	29.55
380	C222	071875	73	FORD	STAW	8	460	4	1	1	21	0500	0650	1	29	29	+14	+14		5000	14.7	1	73	70	29.17
381	C630	082875	73	MERC	COUG	8	351	2	1	1	20	0500	0625	1	25	25	+06	+06		3500	12.3	2	75	71	29.24
382	C192	071675	73	OLDS	CUTL	8	350	4	1	1	22	0650	0650	1	30	30	+12	+12		4000	13.2	1	78	70	29.50
383	C323	072575	73	OLDS	98	8	455	4	1	1	26	0620	0650	1	30	30	+09	+08		5000	14.7	1	73	64	29.42
384	C287	072475	73	PLYM	FURY	8	318	2	1	1	23	0700	0700	1	99	99	000	000		4000	13.2	1	73	65	29.40
385	C337	072875	73	PONT	FIRE	8	350	2	1	1	18	0610	0625	1	31	30	+08	+10		3500	11.2	2	76	66	29.54
386	C614	082775	73	PONT	GRNP	8	400	4	1	1	25	0725	0650	1	99	99	+15	+12		4500	14.0	1	74	68	29.54
387	C128	071075	73	CAPR	COUP	4	122	2	4	2	12	0750	0750	1	40	40	+06	+06		2500	9.4	2	74	63	29.13
388	C169	071475	73	MAZD	SEDA	2	070	4	4	2	17	0775	0900	1	58	58	-10	-10		2500	9.4	2	72	65	29.50
532	C746	091075	73	PONT	STAW	8	455	4	1	1	22	0640	0650	1	36	30	+10	+12		5000	14.7	1	76	71	29.06
076	C486	080975	72	AMMO	HORN	6	258	1	1	2	16	0560	0550	1	31	31	+02	+03	56	3000	10.3	2	76	70	29.23
077	C127	071075	72	BUIC	ELEC	8	455	4	1	1	26	0630	0650	2	28	30	+06	+04	56	5000	14.7	1	71	66	29.13
078	C084	070375	72	CADI	DEVI	8	472	4	1	1	28	0425	0600	2	25	30	+20	+08	56	5500	15.3	1	77	71	29.11
079	C483	080875	72	CHEV	VEGA	4	140	2	4	2	11	0900	0700	1	36	34	+10	+08	56	2500	9.4	2	77	67	29.40
080	C326	072875	72	CHEV	MONT	8	350	2	1	1	19	0600	0600	1	38	30	+06	+06	56	4000	13.2	1	74	65	29.45
081	C358	073075	72	CHEV	MONT	8	350	2	1	1	19	0570	0600	1	31	30	+06	+06	56	4000	12.0	2	75	72	29.44
082	C015	062675	72	CHEV	NOVA	8	307	2	1	1	16	0500	0600	1	31	30	+08	+08	56	3500	11.2	2	75	71	29.29
083	179	071575	72	CHEV	IMPA	8	350	2	1	1	24	0580	0600	1	30	30	+06	+06	56	4500	14.0	1	76	69	29.52
084	C333	072875	72	CHEV	CHEV	8	400	2	1	1	24	0570	0600	1	16	30	+03	+06	56	4500	14.0	1	74	66	29.56
085	C348	072975	72	DODG	CORO	8	318	2	1	1	21	0530	0750	1	34	34	-05	000	56	3500	12.3	1	73	68	29.54
086	C505	080875	72	FORD	PINT	4	122	2	4	2	11	0710	0750	1	50	40	+06	+06	56	2500	9.4	2	75	69	29.20
087	C285	072475	72	FORD	TORI	8	351	2	1	1	23	0480	0575	1	32	30	+08	+06	56	4000	13.2	1	74	65	29.35
088	C374	073175	72	FORD	MAVE	6	200	1	1	2	15	0530	0550	1	36	36	+06	+06	56	2500	9.4	2	73	69	29.43
089	C040	062775	72	FORD	LTD	8	351	2	1	1	22	0525	0575	1	41	40	+10	+06	56	4500	14.0	1	76	70	29.55
090	C418	080475	72	FORD	STAW	8	400	2	1	1	21	0540	0625	1	32	30	+06	+08	56	4500	14.0	1	75	69	29.26
091	C517	081275	72	MERC	MONR	8	400	2	1	1	22	0400	0625	1	26	26	+06	+08	56	4500	14.0	1	76	69	29.20
092	C203	071775	72	OLDS	DELT	8	350	2	1	1	25	0545	0650	1	30	30	+08	+08	56	4500	14.0	1	75	69	29.37
093	C452	080675	72	PLYM	VALI	6	225	1	1	1	16	0730	0750	1	34	41	+03	000	56	3000	10.3	2	77	65	29.57
094	C378	073175	72	PLYM	FRY3	8	360	2	1	1	23	0800	0750	1	28	30	000	000	56	4000	13.2	1	71	66	29.46
095	C634	082975	72	PONT	GRNV	8	455	4	1	1	25	0590	0650	1	27	30	+14	+10	56	4500	14.0	1	73	69	29.16
096	C066	063075	72	PONT	LEMA	8	350	2	1	2	20	0580	0625	1	29	30	-12	+10	56	3500	11.2	2	72	66	29.56
097	C158	071475	72	DATS	SEDA	4	097	2	4	2	12	0750	0700	1	48	49	+05	+07	56	2250	8.8	2	74	68	29.39
098	C263	072275	72	TOYO	CORO	4	120	2	1	1	13	0630	0650	1	45	50	+07	+07	56	2500	9.4	2	74	68	29.32
099	C246	072175	72	VOLK	SEDA	4	097	1	4	2	11	0940	0800	2	48	48	-04	-05	56	2250	8.8	2	82	72	29.40
100	C636	082975	72	VOLK	SEDA	4	097	1	4	2	11	0800	0800	2	48	48	+05	+05	56	2250	8.8	2	73	71	29.12
389	C625	082875	72	AMMO	AMBA	8	304	2	1	1	20	0610	0650	1	26	29	+05	+05		4000	13.2	1	74	70	29.30
390	C136	071175	72	BUIC	SKYL	8	350	2	1	1	19	0580	0650	1	15	30	+08	+04		3500	11.2	2	72	64	29.15
391	C254	072275	72	BUIC	LESA	8	350	2	1	1	26	0650	0650	1	29	30	+06	+04		4500	14.0	1	75	71	29.37
392	C044	062875	72	BUIC	ELEC	8	455	4	1	1	26	0650	0550	1	29	30	+02	+04		5000	14.7	1	74	66	29.54
393	C193	071675	72	CHEV	VEGA	4	140	1	1	2	11	0700	0700	1	34	34	+08	+06		2500	9.4	2	73	66	29.49
394	C146	071275	72	CHEV	NOVA	6	250	1	1	2	16	0600	0600	1	35	33	+06	+04		3500	11.2	2	77	65	29.24
395	C253	072275	72	CHEV	MONT	8	350	2	1	1	19	0660	0600	1	31	30	+06	+06		4000	13.2	1	76	72	29.36
396	C404	080275	72	CHEV	IMPA	8	350	2	1	1	24	0730	0600	1	30	30	+08	+06		4500	14.0	1	75	67	29.23
397	C082	070375	72	CHEV	STAW	8	400	2	1	2	23	0530	0600	1	34	30	+05	+06		5000	14.7	1	75	69	29.12
398	C471	080775	72	CHRY	NEWP	8	400	2	1	2	23	0620	0700	1	32	32	+04	+05		4500	14.0	1	73	64	29.43
399	C120	071075	72	DODG	DART	6	225	1	1	2	16	0640	0750	1	43	43	000	000		3000	10.3	2	74	64	29.20
400	C521	081375	72	DODG	CHAR	8	318	2	1	1	21	0630	0750	1	38	34	+02	000		3500	12.3	1	75	67	29.32
401	C524	081375	72	FORD	PINT	4	122	2	1	2	11	0730	0650	1	40	40	+11	+10		2250	8.8	2	77	69	29.37

LISTING OF VEHICLES AND TEST PARAMETERS

CHICAGO

VEH	RUN	DATE	YR	MAKE	MODL	C	CID	V	T	A	FT	IRPM	IRPMS	P	DW	DWS	IGN	IGNS	TESTS	INRT	RLHP	L	DB	WB	BAROM
402	C013	062675	72	FORD	TORI	8	302	2	1	2	23	0550	0600	1	27	27	+05	+06		3500	12.3	1	76	72	29.30
403	C547	081675	72	FORD	LTD	8	351	2	1	1	22	0580	0575	1	28	26	+05	+06		4500	14.0	1	75	67	29.31
404	C673	090175	72	FORD	TORI	8	351	2	1	1	23	0520	0600	1	29	29	+04	+06		4000	13.2	1	75	66	29.39
405	C377	073175	72	LINC	CONT	8	460	4	1	1	22	0610	0625	1	28	28	+10	+10		5500	15.3	1	75	68	29.46
406	C401	080275	72	MERC	MONT	8	302	2	1	1	23	0510	0600	1	29	29	+09	+06		3500	12.3	1	73	68	29.24
407	C336	072875	72	OLDS	CUTL	8	350	4	1	1	20	0575	0600	1	30	30	+11	+12		3500	12.3	1	80	69	29.54
408	C108	070975	72	OLDS	DELT	8	350	2	1	1	25	0500	0650	1	30	30	+09	+08		4500	12.7	2	75	66	29.16
409	C328	072875	72	OLDS	98	8	455	4	1	1	25	0580	0600	1	31	30	+08	+08		5000	14.7	1	74	68	29.47
410	C606	082675	72	PLYM	DUST	8	318	2	1	1	16	0600	0750	1	35	34	-02	000		3000	11.3	1	72	64	29.62
411	C331	072875	72	PONT	GRNV	8	455	4	1	1	25	0790	0650	1	29	30	+10	+10		4500	14.0	1	72	66	29.49
412	C201	071775	72	CAPR	COUP	4	122	2	4	2	12	0800	0750	2	40	40	+04	+06		2500	9.4	2	77	72	29.37
413	C475	080875	72	OPEL	SEDA	4	116	2	1	2	12	1700	0850	1	48	48	000	000		2250	8.8	2	74	65	29.40
533	C735	090975	72	CHEV	STAW	8	400	2	1	2	23	0610	0600	1	31	30	+06	+06		5000	14.7	1	73	64	29.49
128	C717	090675	71	BUIC	CNTR	8	455	4	1	1	26	0640	0600	1	29	30	+02	+04		4500	14.0	1	76	63	29.33
129	C025	062775	71	BUIC	SKYL	8	350	2	1	1	19	0510	0600	1	29	30	+10	+10		3500	11.2	2	72	70	29.31
130	C202	071775	71	CHEV	VEGA	4	140	1	1	2	11	0780	0550	2	27	31	+06	+06		2500	9.4	2	76	70	29.37
131	C282	072475	71	CHEV	MALI	8	350	2	1	1	19	0580	0550	1	33	30	+04	+06		3500	12.3	1	80	67	29.31
132	C218	071875	71	CHEV	NOVA	6	250	1	1	2	16	0610	0500	1	34	33	+12	+04		3500	11.2	2	75	70	29.15
133	C268	072375	71	CHEV	IMPA	8	350	2	1	1	24	0600	0550	1	31	30	+08	+06		4000	13.2	1	75	71	29.19
134	C306	072575	71	CHEV	IMPA	8	350	2	1	1	24	0500	0550	1	30	30	+04	+06		4500	12.7	2	72	64	29.54
135	C305	072575	71	CHRY	NEWY	8	440	4	1	1	23	0720	0750	1	32	32	+05	+05		4500	14.0	1	73	66	29.52
136	C362	073075	71	DODG	CORO	8	318	2	1	2	21	0650	0700	1	30	30	+02	+02		3500	12.3	1	75	71	29.49
137	C229	071975	71	DODG	DART	6	225	1	1	2	17	0710	0750	1	42	42	+02	000		3000	10.3	2	76	68	29.26
138	C415	080475	71	FORD	PINT	4	122	2	4	2	11	0900	0750	1	58	42	+03	+10		2250	8.8	2	76	69	29.27
139	C596	082575	71	FORD	TORI	8	302	2	1	2	20	0570	0575	1	28	28	-05	-06		3500	12.3	1	76	67	29.28
140	C182	071575	71	FORD	MAVE	6	200	1	1	2	16	0530	0550	1	51	38	-07	+06		3000	10.3	2	75	68	29.51
141	C018	062575	71	FORD	GALA	8	351	2	1	1	23	0400	0650	1	26	25	+06	+06		4000	13.2	1	75	70	29.40
142	C318	072675	71	FORD	STAW	8	400	2	1	2	22	0575	0625	1	32	31	+06	+06		4500	14.0	1	75	69	29.40
143	C502	081175	71	MERC	MARQ	8	429	2	1	1	23	0540	0590	1	44	29	+20	+04		4500	14.0	1	75	69	29.23
144	C173	071575	71	OLDS	TORO	8	455	4	1	1	25	0540	0600	1	28	30	+06	+06		5000	14.7	1	75	68	29.48
145	C622	082875	71	PLYM	DUST	8	318	2	1	1	16	0800	0700	1	30	30	000	000		3000	10.3	2	74	71	29.33
146	C609	082675	71	PONT	GRNV	8	455	4	1	2	25	0680	0650	1	30	30	+12	+12		4500	14.0	1	74	66	29.63
147	C320	072675	71	PONT	LEMA	8	350	2	1	1	20	0610	0650	1	30	30	+12	+12		4000	13.2	1	78	69	29.40
148	C536	081575	71	DATS	SEDA	4	097	2	4	2	12	0800	0700	1	28	35	+04	+10		2500	9.4	2	75	70	29.26
149	C713	090575	71	TOYO	CORO	4	113	2	1	2	14	0820	0600	1	50	50	+02	000		2500	9.4	2	75	64	29.38
150	C009	062575	71	VOLK	SEDA	4	097	1	4	2	11	0780	0800	2	52	50	-07	-05		2000	8.3	2	75	70	29.35
414	C690	090375	71	AMMO	MATA	8	340	2	1	2	20	0660	0650	1	31	31	+03	+02		3500	12.3	1	72	63	29.44
415	C678	090175	71	BUIC	ELEC	8	455	4	1	1	26	0560	0650	1	33	30	-02	+04		4500	14.0	1	76	70	29.34
416	C624	082875	71	CADI	DEVI	8	472	4	1	1	28	0510	0600	1	28	30	+08	+08		5000	14.7	1	73	70	29.31
417	C095	070875	71	CHEV	CAMA	8	307	2	1	2	17	0620	0550	1	30	30	+09	+08		3500	11.2	2	74	69	29.19
418	C497	080975	71	CHEV	MALI	8	350	2	1	1	19	0840	0550	1	30	30	+06	+06		3500	12.3	1	76	69	29.18
419	C279	072375	71	CHEV	MALI	8	307	2	1	1	19	0520	0550	1	31	30	+08	+08		3500	11.2	2	80	73	29.25
420	C424	080475	71	CHEV	MONT	8	350	2	1	1	19	0400	0550	1	32	30	+06	+06		4000	13.2	1	70	67	29.29
421	C346	072975	71	CHEV	CHEV	8	400	2	1	1	24	0560	0550	1	30	30	+08	+08		4500	14.0	1	76	70	29.51
422	C354	073075	71	CHEV	IMPA	8	400	2	1	2	24	0490	0550	1	30	30	+08	+08		4500	14.0	1	74	69	29.44
423	C612	082775	71	DODG	POLA	8	383	2	1	1	23	0600	0700	1	31	31	+02	+02		4000	13.2	1	75	67	29.57
424	C338	072675	71	FORD	MAVE	8	302	2	1	1	16	0520	0600	1	30	29	+06	+06		3000	10.3	2	77	67	29.53
425	C527	081475	71	FORD	STAW	8	351	2	1	2	22	0550	0600	1	29	29	+06	+06		4500	12.7	2	74	68	29.30
426	C233	071975	71	FORD	LTD	8	351	2	1	1	23	0500	0575	1	32	32	+06	+06		4000	13.2	1	74	69	29.34
427	C456	080675	71	FORD	THUN	8	429	4	1	1	23	0530	0600	1	28	28	+04	+04		4500	14.0	1	75	65	29.48
428	C516	081275	71	MERC	MONR	8	400	2	1	1	23	0600	0625	1	31	31	+11	+06		4500	14.0	1	76	70	29.20
429	C213	071875	71	OLDS	CUTL	8	350	2	1	1	20	0480	0600	1	30	30	+10	+10		3500	11.2	2	76	72	29.21
430	C376	073175	71	OLDS	CUTL	8	350	4	1	1	20	0580	0600	1	29	30	+12	+12		3500	12.3	1	74	71	29.46
431	C512	081175	71	PLYM	DUST	6	225	1	1	1	16	0700	0750	1	99	99	000	000		3000	10.3	2	72	68	29.19
432	C257	072275	71	PLYM	SPOR	8	360	2	1	1	23	0830	0700	1	30	30	+02	+02		4000	13.2	1	76	71	29.37
433	C433	080575	71	PONT	CATA	8	350	2	1	2	25	0460	0650	1	30	30	+12	+12		4500	12.7	2	72	64	29.38
434	C551	081675	71	OPEL	SEDA	4	116	2	4	2	11	0820	0850	1	62	50	-04	000		2000	8.3	2	77	67	29.33
435	C168	071475	71	VOLK	STAW	4	097	1	4	1	16	0900	0900	2	60	50	-05	-05		3000	10.3	2	77	67	29.51
151	C581	082175	70	AMMO	HORN	6	199	1	1	2	19	0650	0550	1	32	32	+04	+03		3000	10.3	2	76	73	29.32
152	C205	071775	70	BUIC	ELEC	8	455	4	1	1	25	0620	0600	1	30	30	+05	+06		4500	14.0	1	74	70	29.35
153	C468	080775	70	CHEV	NOVA	6	250	1	1	2	19	0600	0600	1	31	30	+04	+04		3000	10.3	2	78	66	29.50
154	C427	080475	70	CHEV	MALI	8	307	2	1	1	20	0530	0600	1	28	30	+08	+08		3500	11.2	2	74	66	29.32
155	C204	071775	70	CHEV	MALI	8	350	2	1	2	20	0550	0600	1	30	30	-04	+04		3500	11.2	2	75	70	29.36
156	C240	072175	70	CHEV	BELA	8	350	2	1	1	25	0620	0600	1	29	29	+05	+04		4000	13.2	1	74	69	29.35
157	C620	082775	70	CHEV	CAPR	8	400	2	1	1	25	0480	0600	1	29	29	+05	+04		4000	13.2	1	76	68	29.47
158	C465	080775	70	DODG	CHAR	8	318	2	1	1	19	0460	0700	1	34	34	+02	+02		3500	11.2	2	76	67	29.52
159	C666	090175	70	DODG	DART	6	225	1	1	2	18	0700	0650	1	40	41	+02	000		3000	11.3	1	73	70	29.21
160	C269	072375	70	FORD	MUST	8	302	2	1	2	20	0550	0575	1	31	29	+08	+06		3500	11.2	2	76	73	29.19
161	C206	071775	70	FORD	FAIR	8	302	2	1	1	20	0480	0575	1	30	29	+06	+06		3500	12.3	1	74	70	29.35
162	C275	072375	70	FORD	LTD	8	351	2	1	1	24	0475	0600	1	29	29	+08	+08		4000	12.0	2	75	71	29.19
163	C288	072475	70	FORD	LTD	8	351	2	1	1	24	0650	0600	1	31	29	+10	+10		4000	13.2	1	73	65	29.39
164	C278	072375	70	MERC	MONR	8	390	2	1	2	25	0610	0575	1	30	30	+05	+06		4000	13.2	1	76	72	29.24
165	C600	082575	70	OLDS	CUTL	8	350	4	1	1	20	0500	0575	1	30	30	+12	+10		4000	13.2	1	80	66	29.37
166	C562	081875	70	PLYM	STAW	8	383	2	1	1	23	0580	0650	1	28	28	000	000		4500	14.0	1	75	68	29.45
167	C339	072975	70	PONT	LEMA	8	350	2	1	1	22	0600	0675	1	33	30	+08	+09		3500	12.3	1	73	67	29.46
168	C366	073075	70	VOLK	SEDA	4	097	1	4	2	11	0810	0800	2	39	44	+07	+07		2000	8.3	2	73	67	29.47
169	C539	081575	70	VOLK	SEDA	4	097	1	4	2	11	0860	0860	2	48	48	+01	000		2000	8.3	2	74	68	29.26
436	C006	062575	70	BUIC	SKYL	8	350	2	1	1	20	0610	0600	1	39	31	-03	+06		3500	12.3	1	77	71	29.33
437	C458	080775	70	BUIC	LESA	8	350	2	1	1	25	0570	0600	1	25	29	+20	+06		4500	14.0	1	75	65	29.48
438	C462	080775	70	CADI	COUP	8	472	4	1	1	26	0620	0600	1	30	30	+08	+07		5000	14.7	1	75	67	29.50

LISTING OF VEHICLES AND TEST PARAMETERS

CHICAGO

VEH	RUN	DATE	YR	MAKE	MODL	C	CID	V	T	A	FT	IRPM	IRPMS	P	DW	DWS	IGN	IGNS	TESTS	INRT	RLHP	L	DB	WB	BAROM
439	C594	082575	70	CHEV	NOVA	8	307	2	1	1	19	0590	0600	1	29	29	+08	+08		3000	10.3	2	73	67	29.22
440	C511	081275	70	CHEV	MONT	8	350	2	1	1	20	0530	0600	1	27	29	+04	+04		4000	13.2	1	73	70	29.19
441	C260	072275	70	CHEV	IMPA	8	350	2	1	1	25	0600	0600	1	28	29	+04	+04		4000	13.2	1	75	70	29.34
442	C650	083075	70	CHEV	IMPA	8	400	2	1	1	25	0475	0600	1	28	29	+06	+04		4000	13.2	1	75	68	29.18
443	C397	080175	70	CHRY	NEWP	8	383	2	1	1	24	0600	0650	1	30	30	+05	+02		4500	14.0	1	77	75	29.22
444	C224	071875	70	FORD	MAVE	6	200	1	1	2	16	0640	0550	1	45	40	+06	+06		2750	9.9	2	74	70	29.13
445	C411	080375	70	FORD	MUST	8	351	2	1	1	22	0610	0600	1	30	29	+02	+06		3000	11.3	1	73	65	29.28
446	C291	072475	70	FORD	LTD	8	390	2	1	1	24	0620	0600	1	31	31	+08	+06		4000	13.2	1	72	65	29.43
447	C388	080175	70	FORD	THUN	8	429	4	1	1	24	0540	0590	1	27	27	+06	+04		4500	14.0	1	73	70	29.32
448	C342	072975	70	MERC	COUG	8	351	2	1	1	20	0570	0600	1	24	24	+06	+06		3500	11.2	2	76	70	29.50
449	C132	071175	70	OLDS	DELT	8	350	2	1	1	25	0540	0060	1	29	30	+10	+10		4500	12.7	2	72	65	29.12
450	C369	073075	70	OLDS	98	8	455	4	1	1	25	0550	0650	1	28	30	+10	+10		4500	14.0	1	73	68	29.42
451	C632	082975	70	PLYM	BARR	8	318	2	3	2	18	0670	0700	1	29	30	-05	-02		3500	11.2	2	73	69	29.17
452	C466	080775	70	PLYM	BELV	8	318	2	1	2	19	0760	0700	1	29	30	+04	+02		3500	11.2	2	78	67	29.52
453	C583	082275	70	PONT	CATA	8	400	2	1	1	26	0600	0675	1	31	30	+06	+09		4500	12.7	2	76	74	29.30
454	C426	080575	70	PONT	BONN	8	455	4	1	2	26	0540	0650	1	33	32	+16	+09		4500	14.0	1	74	67	29.32
455	C658	083175	70	DATS	SEDA	4	097	2	1	2	12	0575	0575	1	52	52	+10	+10		2250	8.8	2	74	70	29.19
456	C528	081475	70	TOYO	CORO	4	071	2	4	2	12	1000	0650	1	54	54	+05	-05		2000	8.3	2	74	68	29.24
170	C436	080575	69	BUIC	ELEC	8	430	4	1	1	25	0640	0550	1	30	30	-02	000		4500	14.0	1	73	66	29.41
171	C271	072375	69	BUIC	STAW	8	350	2	1	2	20	0550	0600	1	32	32	000	000		4500	14.0	1	76	73	29.19
172	C423	080475	69	CHEV	NOVA	8	307	2	1	1	19	0580	0600	1	29	29	+04	+02		3000	10.3	2	76	70	29.29
173	C356	073075	69	CHEV	CHEL	8	350	2	1	2	20	0590	0600	1	30	30	+06	+04		3500	11.2	2	72	68	29.44
174	C434	080575	69	CHEV	MALI	8	307	2	1	2	20	0450	0600	1	15	30	-04	+02		3500	11.2	2	71	65	29.39
175	C096	070875	69	CHEV	IMPA	8	327	2	1	1	25	0560	0600	1	29	29	-02	+02		4000	13.2	1	78	68	29.22
176	C430	080575	69	CHEV	IMPA	8	350	4	1	1	25	0610	0600	1	21	28	+12	+04		4000	13.2	1	74	67	29.33
177	C371	073175	69	CHRY	STAW	8	383	2	1	2	23	0600	0600	1	32	32	+07	+07		4500	14.0	1	74	69	29.44
178	C618	082775	69	FORD	FAIR	6	250	1	1	2	20	0640	0550	1	34	37	000	+06		3500	11.2	2	75	68	29.50
179	C535	081475	69	FORD	TORI	8	302	2	1	2	20	0540	0550	1	26	28	+10	+10		3500	11.2	2	75	71	29.27
180	C274	072375	69	FORD	GALA	8	351	2	1	2	25	0600	0550	1	34	31	+06	+06		4000	12.0	2	75	71	29.17
181	C341	072975	69	FORD	LTD	8	390	2	1	1	25	0540	0550	1	26	26	+06	+06		4000	13.2	1	76	70	29.49
182	C643	083075	69	MERC	MARQ	8	429	2	1	1	25	0550	0550	1	27	27	+10	+06		4500	14.0	1	74	68	29.11
183	C464	080775	69	OLDS	98	8	455	4	1	1	25	0600	0580	1	30	30	+06	+06		4500	14.0	1	71	63	29.51
184	C579	082175	69	PLYM	STAW	8	318	2	1	1	23	0670	0650	1	27	30	000	000		4500	12.7	2	74	71	29.37
185	C292	072475	69	PONT	TEMP	8	350	2	1	2	22	0640	0650	1	28	28	+06	+09		3500	11.2	2	75	67	29.44
186	C599	082575	69	PONT	CATA	8	400	2	1	1	26	0550	0650	1	30	30	+08	+09		4000	13.2	1	77	66	29.36
187	C448	080675	69	VOLK	KOMB	4	097	1	4	2	16	0600	0800	2	35	44	000	000		2750	9.9	2	72	63	29.50
457	C572	082075	69	AMMO	AMBA	8	343	2	1	1	22	0540	0550	1	30	30	000	000		4000	13.2	1	76	73	29.34
458	C261	072275	69	CADI	DEVI	8	472	4	1	1	26	0680	0550	1	30	30	+06	+05		5000	14.7	1	76	70	29.33
459	C619	082775	69	CHEV	BISC	6	250	1	1	2	25	0580	0550	1	32	32	+10	+04		4000	12.0	2	77	68	29.50
460	C301	072575	69	CHEV	IMPA	8	327	2	1	1	25	0550	0600	1	29	29	-02	-02		4000	12.0	2	73	67	29.50
461	C652	082975	69	CHEV	STAW	8	350	4	1	1	22	0450	0600	1	33	30	+06	+04		4500	14.0	1	74	67	29.17
462	C605	082675	69	DODG	CORO	8	318	2	1	1	19	0600	0650	1	28	30	000	000		3500	11.2	2	72	64	29.60
463	C236	071975	69	DODG	CORO	8	318	2	1	2	21	0780	0650	1	32	32	-03	000		3500	12.3	1	78	72	29.33
464	C446	080675	69	FORD	MUST	8	302	2	1	2	20	0550	0550	1	29	29	+06	+06		3000	10.3	2	72	66	29.49
465	C488	080975	69	FORD	TORI	8	351	2	1	2	20	0450	0550	1	33	31	+08	+06		3500	12.3	1	73	70	29.20
466	C106	070975	69	FORD	STAW	8	429	4	1	1	23	0540	0550	1	30	30	+05	+06		4500	14.0	1	75	67	29.15
467	C661	083175	69	OLDS	CUTL	8	350	2	1	2	20	0650	0580	1	29	30	+10	+06		3500	12.3	1	72	67	29.19
468	C262	072275	69	OLDS	DELT	8	455	2	1	1	25	0500	0590	1	34	30	+06	+06		4500	12.7	2	76	71	29.33
469	C657	083175	69	PLYM	VALI	6	225	1	1	2	18	0600	0650	1	45	45	000	000		3000	10.3	2	74	70	29.19
470	C667	090175	69	PLYM	FRY3	8	383	4	1	1	24	0640	0650	1	27	30	+10	+05		4000	13.2	1	72	69	29.21
471	C450	080675	69	PONT	EXEC	8	400	2	1	1	26	0580	0650	1	29	29	+10	+09		4500	12.7	2	74	64	29.55
472	C532	081475	69	TOYO	CORO	4	116	1	1	1	12	0750	0650	1	40	50	+01	000		2500	9.4	2	73	67	29.24
473	C085	070175	69	VOLK	SEDA	4	091	1	4	2	11	0940	0900	2	64	50	000	000		2000	8.3	2	81	73	29.12
188	C692	090375	68	AMMO	RAMB	6	232	1	1	2	19	0520	0525	1	37	34	000	+05		3000	10.3	2	72	65	29.50
189	C457	080775	68	BUIC	STAW	8	350	2	3	1	20	0610	0700	1	32	30	+02	000		4500	14.0	1	73	65	29.49
190	C629	082875	68	CHEV	IMPA	8	307	2	1	1	25	0400	0600	1	28	28	+05	+02		4000	12.0	2	74	71	29.24
191	C467	080775	68	CHEV	MALI	8	307	2	1	2	20	0600	0500	1	29	30	+02	+02		3500	11.2	2	80	72	29.51
192	C304	072575	68	CHEV	IMPA	8	327	4	1	2	25	0630	0600	1	30	30	+04	+04		4000	12.0	2	72	66	29.51
193	C550	081675	68	CHEV	IMPA	8	327	4	1	1	25	0480	0600	1	27	28	+06	+04		4000	13.2	1	76	67	29.37
194	C406	080275	68	CHRY	STAW	8	383	2	1	1	22	0640	0600	1	35	33	+07	+07		4500	14.0	1	74	67	29.23
195	C300	072575	68	DODG	CORO	8	318	2	1	2	19	1500	0600	1	34	33	+05	-05		3500	11.2	2	73	67	29.50
196	C564	081975	68	FORD	MUST	6	200	1	1	2	16	0540	0550	1	39	39	+04	+06		3000	10.3	2	74	68	29.45
197	C298	072575	68	FORD	FAIR	8	289	2	1	2	20	0700	0550	1	32	29	+14	+12		3500	11.2	2	73	66	29.48
198	C008	062575	68	FORD	LTD	8	302	2	1	2	20	0630	0625	1	32	29	+06	+06		4000	13.2	1	75	70	29.35
199	C593	082575	68	MERC	MONT	8	390	2	1	1	24	0580	0550	1	27	27	000	+06		4000	13.2	1	75	70	29.21
200	C621	082775	68	OLDS	CUTL	8	350	2	1	2	20	0680	0555	1	43	30	+04	+05		3500	12.3	1	77	69	29.44
201	C349	072975	68	PLYM	STAW	8	318	2	1	2	22	0460	0600	1	27	28	+12	-02		4000	12.0	2	76	70	29.53
202	C742	091075	68	PONT	LEMA	8	350	2	1	1	20	0850	0950	1	99	99	+22	+22		3500	11.2	2	77	70	29.14
203	C062	062875	68	PONT	BONN	8	400	4	1	1	26	0600	0650	1	30	30	+08	+09		4500	14.0	1	75	71	29.52
204	C451	080675	68	VOLK	SEDA	4	091	1	4	2	11	0630	0800	2	32	44	+06	+07		2000	8.3	2	72	64	29.57
474	C544	081575	68	BUIC	RIVI	8	430	4	1	1	21	0450	0550	1	33	36	000	000		4500	12.7	2	74	68	29.27
475	C245	072175	68	CADI	FLEE	8	472	4	1	1	24	0600	0550	1	31	31	+05	+05		5000	14.7	1	78	70	29.40
476	C563	081875	68	CHEV	MALI	8	307	2	1	2	20	0580	0600	1	30	30	+02	+02		3500	11.2	2	73	68	29.44
477	C555	081875	68	CHEV	STAW	8	327	4	1	2	24	0680	0600	1	24	28	+10	-02		4500	14.0	1	77	66	29.37
478	C627	082875	68	CHEV	IMPA	8	307	2	1	1	25	0550	0600	1	29	29	+02	+02		4000	13.2	1	74	70	29.28
479	C540	081575	68	DODG	DART	6	225	1	3	2	18	0580	0650	1	41	41	-01	000		3000	10.3	2	73	67	29.29
480	C546	081675	68	FORD	FAIR	8	289	2	1	2	20	0570	0550	1	28	26	+06	+06		3500	11.2	2	73	69	29.30
481	C334	072875	68	FORD	STAW	8	390	2	1	1	23	0500	0550	1	26	26	+06	+06		4500	14.0	1	74	68	29.56
482	C335	072875	68	FORD	STAW	8	390	2	1	1	23	0460	0550	1	24	24	+06	+06		4500	14.0	1	72	65	29.55
483	C359	073075	68	OLDS	98	8	455	4	1	1	25	0650	0575	1	33	30	+08	+07		4500	12.7	2	74	70	29.44

LISTING OF VEHICLES AND TEST PARAMETERS

CHICAGO

VEH	RUN	DATE	YR	MAKE	MODL	C	CID	V	T	A	FT	IRPM	IRPMS	P	DW	DWS	IGN	IGNS	TESTS	INRT	RLHP	L	DB	WB	BAROM
484	C611	082775	68	PLYM	STAW	8	383	2	1	2	22	0510	0600	1	27	28	+07	+07		4500	14.0	1	73	69	29.58
485	C586	082375	68	PONT	TEMP	8	350	2	1	2	20	0580	0650	1	26	30	+12	+09		4000	12.0	2	77	74	29.30
486	C442	080675	68	VOLK	TRAN	4	097	1	4	2	16	0900	0850	2	48	48	+07	+07		2750	9.9	2	75	65	29.47
205	C570	081975	67	AMMO	STAW	6	199	1	3	2	16	1500	0600	1	24	36	+10	000		3000	10.3	2	75	73	29.36
206	C577	082175	67	BUIC	LESA	8	340	2	1	2	25	0510	0550	1	31	30	+06	+02		4000	12.0	2	77	72	29.40
207	C251	072175	66	BUIC	ELEC	8	430	4	1	1	25	0510	0550	1	27	29	+02	+02		4500	14.0	1	73	68	29.34
208	C649	083075	67	CHEV	CAMA	8	327	2	1	2	18	0390	0500	1	31	31	-02	+02		3000	10.3	2	75	68	29.18
209	C350	072975	67	CHEV	CHEL	8	283	2	1	1	20	0480	0600	1	30	30	+04	+04		3500	11.2	2	77	72	29.54
210	C219	071875	65	CHEV	IMPA	8	283	2	1	2	20	0550	0500	1	29	29	+04	+04		4000	12.0	2	76	72	29.15
211	C294	072475	67	CHEV	IMPA	8	283	2	1	1	24	0620	0600	1	31	31	+06	+04		4000	12.0	2	72	64	29.46
212	C399	080175	67	CHEV	CAPR	8	327	4	1	2	24	0550	0500	1	30	30	+08	+08		4000	13.2	1	72	67	29.23
213	C626	082875	67	CHEV	IMPA	8	283	2	1	2	25	0450	0500	1	29	29	+03	+04		4000	13.2	1	74	69	29.28
214	C258	072275	66	CHRY	NEWP	8	383	2	1	2	25	0600	0600	1	28	28	+12	+12		4000	13.2	1	75	72	29.36
215	C533	081475	66	DODG	DART	6	225	1	1	2	18	0820	0550	1	38	36	000	+02		3000	10.3	2	74	68	29.27
216	C520	081375	66	FORD	MUST	6	200	1	1	2	16	0620	0550	1	30	37	000	000		2750	9.9	2	75	68	29.31
217	C444	080675	66	FORD	MUST	8	289	2	1	2	16	0550	0500	1	24	26	+06	+06		3000	10.3	2	73	66	29.50
218	C435	080575	65	FORD	FAIR	8	289	2	1	2	16	0500	0500	2	26	26	+01	+06		3500	11.2	2	73	64	29.40
219	C447	080675	66	FORD	GALA	8	352	4	1	2	25	0450	0475	1	28	28	+10	+10		4000	12.0	2	72	67	29.50
220	C565	081975	65	FORD	THUN	8	390	4	1	1	22	0475	0475	1	35	31	+04	+06		5000	14.7	1	73	70	29.49
221	C460	080775	67	FORD	LTD	8	390	2	1	2	20	0520	0550	1	26	26	+10	+10		4000	13.2	1	73	65	29.49
222	C537	081575	67	MERC	COUG	8	289	2	1	2	17	0540	0550	1	32	31	000	000		3500	11.2	2	74	68	29.26
223	C273	072375	67	OLDS	CUTL	8	330	2	1	1	20	0550	0600	1	28	30	+12	+07		3500	11.2	2	79	72	29.17
224	C492	080975	66	OLDS	98	8	425	4	1	1	25	0525	0575	1	30	30	+05	+05		4500	14.0	1	75	70	29.20
225	C670	090175	65	PLYM	FURY	8	318	2	1	2	25	0680	0500	1	35	33	+05	+10		4000	12.0	2	72	66	29.38
226	C393	080175	65	PLYM	FURY	8	318	2	1	2	25	0500	0500	2	33	33	-05	-05		4000	12.0	2	74	71	29.29
227	C469	080775	67	PONT	LEMA	8	326	2	1	2	27	0620	0500	1	29	29	+07	+06		3500	11.2	2	74	66	29.47
228	C567	081975	65	PONT	BONN	8	389	4	1	1	27	0620	0560	1	31	30	+07	+06		4500	14.0	1	79	73	29.44
229	C293	072475	66	VOLK	SEDA	4	078	1	4	2	11	0800	0500	2	53	50	-05	-07		2000	8.3	2	79	69	29.46
230	C554	081875	66	VOLK	TRAN	4	091	1	4	2	11	1000	0800	2	46	46	+07	+07		2750	9.9	2	74	65	29.38
487	C345	072975	67	AMMO	STAW	6	232	1	1	2	16	0710	0600	1	30	36	+05	+05		3000	10.3	2	74	70	29.50
488	C429	080475	67	AMMO	REBE	8	290	2	1	1	22	1100	0600	1	24	29	+05	000		3500	12.3	1	74	66	29.33
489	C522	081375	67	BUIC	ELEC	8	430	4	1	1	25	0570	0550	1	29	29	000	000		4500	12.7	2	76	69	29.32
490	C556	081875	66	CADI	FLEE	8	429	4	1	1	26	0610	0500	1	27	30	+05	+05		5000	14.7	1	80	68	29.37
491	C391	080175	66	CHEV	NOVA	8	283	2	1	2	16	0400	0450	1	30	30	+03	+04		3000	10.3	2	74	71	29.29
492	C303	072575	67	CHEV	MALI	8	283	2	1	2	20	0620	0500	1	27	28	+04	+04		3500	11.2	2	73	67	29.50
493	C380	073175	67	CHEV	BELA	8	283	2	1	1	24	0400	0500	1	29	29	+04	+04		4000	12.0	2	73	67	29.44
494	C441	080675	67	CHEV	STAW	8	283	2	1	1	22	0410	0500	1	33	32	+02	+04		4000	13.2	1	75	65	29.46
495	C472	080775	67	CHEV	STAW	8	327	4	1	1	22	0575	0500	1	27	28	+04	+08		4000	12.0	2	77	65	29.41
496	C587	082175	66	CHEV	STAW	8	327	4	1	2	24	0600	0600	1	31	31	+04	+08		4000	13.2	1	79	75	29.29
497	C105	070975	67	DODG	CORO	8	318	2	1	1	19	0560	0600	1	35	33	-05	-05		3500	11.2	2	74	67	29.15
498	C386	080175	66	DODG	MONA	8	383	2	1	1	25	0700	0600	1	29	29	-04	-05		4000	13.2	1	76	69	29.32
499	C190	071675	66	FORD	MUST	6	200	1	1	2	16	0580	0550	1	32	37	-04	000		2750	9.9	2	73	67	29.48
500	C504	081175	67	FORD	MUST	8	289	2	3	2	16	0690	0575	1	28	28	+06	+06		3500	11.2	2	75	69	29.21
501	C580	082275	66	FORD	STAW	8	289	2	1	2	20	0500	0500	1	29	29	+06	+06		4500	12.7	2	74	72	29.34
502	C558	081675	66	FORD	LTD	8	352	4	1	1	25	0510	0500	1	28	28	+05	+06		4000	13.2	1	75	69	29.36
503	C432	080575	65	FORD	STAW	8	390	2	1	1	20	0640	0500	1	31	31	+06	+06		4000	13.2	1	73	65	29.34
504	C417	080475	67	LINC	CONT	8	462	4	1	1	25	0520	0500	1	25	26	+10	+10		5500	15.3	1	77	70	29.26
505	C616	082775	65	OLDS	88	8	425	2	1	1	25	0525	0500	1	36	30	+10	+07		4500	12.7	2	75	67	29.52
506	C548	081675	65	PLYM	BARA	8	273	2	1	2	19	0550	0500	1	27	30	+15	+10		3000	10.3	2	73	67	29.32
507	C671	090175	66	PLYM	VIP	8	383	2	1	1	25	0710	0600	1	26	28	+10	+12		4000	13.2	1	75	66	29.38
508	C543	081575	65	PONT	LEMA	8	326	2	1	2	27	0550	0500	1	28	28	+06	+06		3500	11.2	2	70	64	29.28
509	C501	081175	65	PONT	GRNP	8	389	4	1	1	27	0700	0500	1	29	29	+06	+06		4000	12.0	2	73	70	29.23
510	C403	080275	66	PONT	BONN	8	389	4	1	1	27	0630	0575	1	30	30	000	+06		4500	14.0	1	74	67	29.23

APPENDIX A

LISTING OF VEHICLES AND TEST PARAMETERS

HOUSTON

VEH	RUN	DATE	YR	MAKE	MODL	C	CID	V	T	A	FT	IRPM	IRPMS	P	DW	DWS	IGN	IGNS	TESTS	INRT	RLHP	L	DB	WB	BAROM
001	H377	111175	75	CHEV	TRUC	8	350	2	1	1	26	0570	0600	1	99	99	+04	+06	123	4000	12.0	2	78	65	30.00
002	H135	101675	75	CHEV	TRUC	8	350	2	1	1	20	0650	0600	1	99	99	+08	+06	1234	4000	12.0	2	73	56	30.04
003	H328	110775	75	CHEV	TRUC	8	350	2	1	1	26	0600	0600	1	99	99	+06	+06	123	4000	12.0	2	74	67	29.90
004	H315	110575	75	CHEV	TRUC	8	350	2	1	1	26	0620	0600	1	99	99	+16	+06	123	4000	13.2	1	74	65	29.90
005	H218	102775	75	DODG	TRUC	8	318	2	1	1	24	0650	0750	1	99	99	+02	+02	1234	3500	11.2	2	74	68	30.17
006	H381	111075	75	FORD	TRUC	6	300	1	1	2	19	0580	0550	1	99	99	+14	+12	123	4000	12.0	2	77	56	30.25
007	H272	110375	75	FORD	TRUC	8	302	2	1	1	24	0660	0650	1	99	99	+12	+12	123	4000	12.0	2	75	66	30.05
008	H226	102875	75	FORD	TRUC	8	360	2	1	1	19	0540	0650	1	99	99	+04	+03	1234	4000	12.0	2	73	64	30.29
009	H362	111075	75	FORD	TRUC	8	360	2	1	1	24	0660	0650	1	99	99	+08	+06	123	4000	13.2	1	74	60	30.06
010	H275	103175	75	GMC	TRUC	8	350	4	1	1	20	0560	0600	1	99	99	+06	+06	123	4000	12.0	2	75	64	30.10
011	H098	101175	75	AMMO	HORN	6	258	1	1	1	16	0590	0550	1	99	99	+04	+03	1235678	3500	11.2	2	68	63	30.09
012	H060	100675	75	BUIC	CENT	8	350	2	1	1	22	0640	0600	1	99	99	+12	+12	123456	4000	13.2	1	78	67	29.99
013	H077	100875	75	BUIC	STAW	8	455	4	1	1	22	0560	0600	1	99	99	+12	+12	12356	5500	15.3	1	74	69	30.18
014	H123	101575	75	BUIC	REGA	8	350	4	1	1	22	0540	0600	1	99	99	+11	+12	12356	4000	13.2	1	76	66	29.87
015	H048	100475	75	CADI	DEVI	8	500	4	1	1	28	0740	0600	1	99	99	+06	+06	1235678	5500	15.8	1	77	64	30.18
016	H290	110475	75	CHEV	VEGA	4	140	2	3	1	16	0970	0700	1	99	99	+09	+10	1235678	2750	9.9	2	79	65	30.20
017	H149	101875	75	CHEV	NOVA	6	250	1	1	1	21	0530	0550	1	99	99	+08	+10	1235678	3500	11.2	2	78	60	30.19
018	H213	102775	75	CHEV	MALI	8	350	2	1	1	22	0620	0600	1	99	99	+06	+06	12345678	4000	13.2	1	73	69	30.00
019	H003	092575	75	CHEV	IMPA	8	350	2	1	1	26	0575	0600	1	99	99	+08	+06	1235678	4500	12.7	2	74	60	30.26
020	H052	100775	75	CHEV	IMPA	8	350	2	1	1	26	0600	0600	1	99	99	+08	+06	12356	4500	14.0	1	78	65	30.10
021	H128	101675	75	CHEV	STAW	8	400	4	1	1	22	0590	0600	1	99	99	+08	+06	12356	5500	15.3	1	76	65	29.88
022	H114	101475	75	CHRY	NEWP	8	400	2	1	1	27	0740	0750	1	99	99	+10	+10	12356	4500	14.0	1	75	68	29.90
023	H132	101675	75	DODG	CORO	8	318	2	1	1	26	0620	0750	1	99	99	+02	+02	12356	4000	13.2	1	77	64	29.95
024	H084	100975	75	DODG	DART	6	225	1	1	1	16	0820	0750	1	99	99	+04	000	1235678	3500	11.2	2	80	70	30.13
025	H102	101175	75	FORD	PINT	4	140	2	4	1	13	0775	0850	1	99	99	+06	+06	1235678	2750	9.9	2	75	68	30.06
026	H273	110175	75	FORD	GRAN	8	302	2	1	1	19	0760	0650	1	99	99	+10	+06	12356	3500	12.3	1	75	66	30.03
027	H090	101075	75	FORD	MAVE	6	250	1	1	1	15	0650	0600	1	99	99	+05	+06	1235678	3000	10.3	2	76	69	30.15
028	H270	110175	75	FORD	LTD	8	351	2	1	1	24	0710	0650	1	99	99	+08	+08	12356	4500	14.0	1	74	63	29.98
029	H097	101175	75	FORD	LTD	8	400	2	1	1	24	0510	0700	1	99	99	+06	+06	12356	4500	14.0	1	76	67	30.09
030	H142	101775	75	MERC	MARQ	8	400	2	1	1	25	0650	0700	1	99	99	+08	+08	12356	5000	14.7	1	75	56	30.03
031	H044	100475	75	MERC	COUG	8	351	2	1	1	27	0670	0650	1	99	99	+07	+06	12356	4500	14.0	1	80	64	30.16
032	H105	101375	75	OLDS	DELT	8	350	4	1	1	26	0500	0650	1	99	99	+20	+20	1235678	5000	14.7	1	75	67	30.02
033	H027	100275	75	OLDS	STAW	8	350	4	1	1	22	0650	0650	1	99	99	+20	+20	1235678	4500	14.0	1	77	62	30.30
034	H185	102175	75	OLDS	DELT	8	455	4	1	1	26	0630	0650	1	99	99	+16	+16	1235678	5000	14.7	1	75	69	29.85
035	H143	101875	75	PLYM	FURY	8	318	2	1	1	26	0600	0750	1	99	99	+04	+02	123456	4000	13.2	1	77	60	30.12
036	H238	103075	75	PLYM	VALI	6	225	1	1	1	16	0760	0750	1	99	99	+02	000	1235678	3500	11.2	2	75	61	30.15
037	H076	100875	75	PONT	CATA	8	400	2	1	1	26	0620	0650	1	99	99	+16	+16	12356	4500	14.0	1	76	70	30.17
038	H115	101375	75	PONT	LEMA	8	350	2	1	1	21	0700	0600	1	99	99	+16	+16	12345678	4000	12.0	2	75	68	29.90
039	H155	102075	75	PONT	STAW	8	455	4	1	1	22	0590	0650	1	99	99	+16	+16	12356	5500	15.3	1	73	64	30.10
040	H211	102475	76	CAPR	SEDA	4	140	2	4	1	13	0750	0850	1	99	99	+10	+10	12356	2750	9.9	2	73	67	29.97
041	H212	102575	75	DATS	SEDA	4	085	2	1	1	11	0680	0650	1	99	99	+10	+10	12356	2250	8.8	2	76	69	29.97
042	H247	103075	75	HOND	CVCC	4	091	3	5	1	11	0950	0850	1	54	52	000	000	1235678	2000	8.3	2	74	63	30.04
043	H172	102175	75	TOYO	CORO	4	133	2	1	1	15	1100	0850	1	99	99	+08	+08	1235678	3000	11.3	1	78	65	29.80
044	H261	102775	75	VOLK	SEDA	4	097	0	4	1	11	0800	0875	1	46	46	-05	-05	1235678	2250	8.8	2	74	65	30.01
045	H208	102575	75	VOLK	DASH	4	090	2	1	1	12	0970	0925	1	99	99	-04	-03	1235678	2500	10.3	1	74	66	29.99
231	H302	110575	75	AMMO	GREM	6	232	1	3	1	21	0625	0600	1	99	99	+06	+05	78	3000	10.3	2	76	63	30.09
232	H024	100175	75	AMMO	HORN	8	304	2	1	1	16	0640	0700	1	99	99	+05	+05	78	3500	12.3	1	76	63	30.29
233	H160	102075	75	AMMO	MATA	8	360	2	1	1	25	0690	0700	1	99	99	+06	+05	78	4000	13.2	1	76	63	30.03
234	H199	102475	75	BUIC	SKYH	6	231	2	1	1	19	0595	0650	1	99	99	+11	+12	78	3000	10.3	2	73	63	30.05
235	H253	103175	75	BUIC	APOL	8	260	2	1	1	21	0540	0650	1	99	99	+16	+18	78	4000	13.2	1	77	66	30.08
236	H159	102075	75	BUIC	CENT	8	350	4	1	1	22	0640	0600	1	99	99	+12	+12	78	4000	13.2	1	77	64	30.09
238	H113	101475	75	BUIC	LESA	8	350	4	1	1	26	0620	0600	1	99	99	+12	+12	78	4500	14.0	1	76	70	29.91
240	H089	101075	75	BUIC	ELEC	8	455	4	1	1	26	0540	0600	1	99	99	+12	+12	78	5000	14.7	1	73	67	30.11
244	H002	092575	75	CHEV	VEGA	4	140	2	3	1	16	0980	0700	1	99	99	+10	+10	78	2750	9.9	2	73	61	30.30
245	H281	110375	75	CHEV	VEGA	4	140	2	1	1	16	0890	0750	1	99	99	+16	+12	78	2750	9.9	2	76	64	30.13
246	H200	102475	75	CHEV	MONZ	8	262	2	1	1	19	0500	0600	1	99	99	+08	+08	78	3000	11.3	1	77	64	30.09
247	H206	102575	75	CHEV	NOVA	6	250	1	1	1	21	0600	0550	1	99	99	+10	+10	78	3500	11.2	2	75	66	29.98
248	H170	102075	75	CHEV	NOVA	8	262	2	1	1	21	0650	0600	1	99	99	+08	+08	78	3500	11.2	2	75	65	29.92
249	H091	101075	75	CHEV	CAMA	8	350	2	1	1	21	0625	0600	1	99	99	+10	+06	78	4000	13.2	1	77	67	30.09
250	H038	093075	75	CHEV	NOVA	8	350	2	1	1	21	0590	0600	1	99	99	+08	+06	78	3500	12.3	1	74	61	30.32
252	H053	100475	75	CHEV	MONT	8	350	2	1	1	22	0650	0600	1	99	99	+05	+06	78	4000	12.0	2	74	62	30.09
253	H028	100175	75	CHEV	MONT	8	350	2	1	1	22	0580	0600	1	99	99	+08	+06	78	4000	12.0	2	75	60	30.40
263	H164	102175	75	CHEV	CAPR	8	400	4	1	1	26	0660	0600	1	99	99	+12	+08	78	4500	12.7	2	76	65	30.00
264	H234	102975	75	CHEV	IMPA	8	400	4	1	1	26	0510	0600	1	99	99	+09	+06	78	4500	14.0	1	69	66	30.21
266	H339	110875	75	CHEV	CAPR	8	454	4	1	1	26	0580	0600	1	99	99	+06	+06	78	4500	14.0	1	77	69	29.80
267	H198	102475	75	CHRY	CORD	8	318	2	1	1	27	0750	0750	1	99	99	+02	+02	78	4000	13.2	1	74	62	30.04
270	H297	110575	75	DODG	DART	8	318	2	1	1	16	0685	0750	1	99	99	+02	+02	78	3500	11.2	2	75	65	30.09
272	H263	110175	75	DODG	CHAR	8	360	2	1	1	26	0720	0750	1	99	99	+04	000	78	4000	12.0	2	71	65	30.01
273	H304	110575	75	DODG	MONA	8	400	2	1	1	27	0780	0750	1	99	99	+10	+10	78	4500	14.0	1	76	62	30.00
275	H294	110475	75	FORD	MUST	4	140	2	1	1	13	1000	0750	1	99	99	+10	+06	78	3000	10.3	2	75	65	30.14
277	H307	110575	75	FORD	MUST	6	171	2	4	1	13	0950	0850	1	99	99	+10	+08	78	3000	10.3	2	74	64	29.93
281	H141	101775	75	FORD	GRAN	8	302	2	1	1	19	0640	0650	1	99	99	+06	+06	78	3500	11.2	2	73	55	30.09
282	H177	102275	75	FORD	ELIT	8	351	2	1	1	21	0710	0650	1	99	99	+08	+06	78	4500	14.0	1	76	68	29.78
284	H252	103175	75	FORD	ELIT	8	400	2	1	1	24	0660	0700	1	99	99	+06	+06	78	4500	14.0	1	79	68	30.06
285	H296	110575	75	FORD	LTD	8	351	2	1	1	24	0700	0650	1	99	99	+20	+08	78	4500	12.7	2	75	63	30.10
286	H308	110575	75	FORD	TORI	8	351	2	1	1	27	0580	0650	1	99	99	+06	+06	78	4500	14.0	1	76	66	29.97
287	H337	110875	75	FORD	ELIT	8	351	2	1	1	24	0635	0650	1	99	99	+07	+06	78	4500	14.0	1	75	70	29.80
289	H033	100275	75	FORD	LTD	8	400	2	1	1	24	0700	0700	1	99	99	+06	+06	78	4500	12.7	2	72	58	30.30
290	H039	100275	75	FORD	LTD	8	400	2	1	1	24	0640	0700	1	99	99	+06	+06	78	4500	14.0	1	77	62	30.32
293	H235	102975	75	FORD	LTD	8	460	4	1	1	24	0620	0650	1	99	99	+14	+14	78	4500	14.0	1	74	66	30.21

LISTING OF VEHICLES AND TEST PARAMETERS

HOUSTON

VEH	RUN	DATE	YR	MAKE	MODL	C	CID	V	T	A	FT	IRPM	IRPMS	P	DW	DWS	IGN	IGNS	TESTS	INRT	RLHP	L	DB	WB	BAROM
294	H067	100775	75	LINC	CONT	8	460	4	1	1	24	0670	0650	1	99	99	+18	+14	78	5500	15.3	1	80	66	30.04
295	H156	102075	75	MERC	MONA	8	302	2	1	1	25	0630	0650	1	99	99	+13	+12	78	3500	11.2	2	76	65	30.10
297	H266	110175	75	MERC	COUG	8	351	2	1	1	27	0580	0650	1	99	99	+09	+06	78	4500	14.0	1	73	66	30.08
298	H277	110375	75	MERC	MARQ	8	400	2	1	1	25	0470	0700	1	99	99	+12	+08	78	5000	14.7	1	74	61	30.10
300	H178	102275	75	OLDS	OMEG	8	260	2	1	1	21	0620	0650	1	99	99	+16	+18	78	3500	11.2	2	73	65	29.79
308	H265	110175	75	PLYM	VALI	8	318	2	1	1	16	0700	0750	1	99	99	+03	+02	78	3500	11.2	2	73	66	30.04
311	H335	110875	75	PLYM	FURY	8	360	2	1	1	26	0710	0750	1	99	99	+06	+06	78	4000	13.2	1	73	68	29.80
312	H366	110875	75	PLYM	FURY	8	400	2	1	1	27	0840	0750	1	99	99	+10	+10	78	4500	14.0	1	72	59	30.00
313	H300	110575	75	PLYM	FURY	8	360	2	1	1	27	0730	0750	1	99	99	+06	+06	78	4500	14.0	1	72	62	30.10
314	H295	110575	75	PONT	ASTR	4	140	2	1	1	16	0810	0750	1	99	99	+12	+12	78	2750	9.9	2	75	65	30.14
318	H373	111075	75	PONT	LEMA	8	350	2	1	1	21	0860	0600	1	99	99	+16	+16	78	4000	13.2	1	75	67	29.92
320	H285	110475	75	PONT	GRNV	8	400	4	1	1	26	0750	0650	1	99	99	+15	+16	78	5000	14.7	1	75	66	30.15
321	H279	110375	75	PONT	STAW	8	455	4	1	1	22	0550	0650	1	99	99	+16	+16	78	5500	15.3	1	74	61	30.09
322	H316	110675	75	AUDI	FOX	4	097	0	4	1	12	1050	0925	1	50	50	-02	-03	78	2250	8.8	2	78	66	29.90
323	H306	110675	76	CAPR	SEDA	6	171	2	1	1	13	0800	0700	1	99	99	+08	+10	78	2750	9.9	2	79	63	29.94
325	H321	110675	75	COLT	COLT	4	098	2	1	1	14	0860	0850	1	99	99	-05	-05	78	2500	9.4	2	76	70	29.88
326	H376	111075	75	DATS	SEDA	4	085	2	4	1	12	1010	0700	1	48	49	+09	+10	78	2250	8.8	2	77	65	30.00
327	H007	092775	75	DATS	B210	4	085	2	4	1	10	0980	0700	1	60	55	+10	+10	78	2250	8.8	2	76	65	30.08
328	H374	111075	75	DATS	SEDA	4	085	2	4	1	12	0950	0700	1	49	49	+10	+10	78	2250	8.8	2	78	67	29.98
329	H384	111275	75	VOLK	RABB	4	090	2	4	1	12	1140	1000	1	46	46	-03	-03	78	2000	8.3	2	73	53	30.42
330	H312	110675	75	FIAT	SEDA	4	128	2	4	2	10	1040	0850	1	52	55	000	000	78	2250	8.8	2	71	63	29.93
331	H267	110175	75	HOND	CVCC	4	091	3	4	2	11	0940	0850	1	40	50	-02	-02	78	2000	8.3	2	75	67	30.05
332	H345	110975	75	MAZD	SEDA	2	080	4	1	1	17	0680	0750	1	99	99	000	000	78	3000	11.3	1	78	68	29.75
333	H347	110975	75	MAZD	SEDA	2	080	4	4	1	17	1000	0850	1	99	99	000	000	78	3000	10.3	2	75	68	29.83
335	H242	103075	75	MG	B	4	110	2	4	2	12	0900	0850	1	48	51	+12	+13	78	2000	8.3	2	79	66	30.05
336	H350	110975	75	OPEL	SEDA	4	116	0	4	1	12	1100	1000	1	53	50	000	000	78	2500	10.3	1	75	70	29.90
338	H313	110675	75	PORS	914	4	109	0	5	1	21	0810	0850	1	51	51	+07	+07	78	2500	9.4	2	75	64	29.90
340	H054	100675	75	TOYO	CELI	4	133	2	4	1	13	0775	0850	1	99	99	+09	+08	78	2750	9.9	2	74	66	30.10
341	H011	092975	75	TOYO	STAW	4	097	2	5	1	13	0875	0850	1	53	53	+10	+10	78	2500	9.4	2	75	66	30.08
342	H360	110775	75	VOLK	SEDA	4	097	0	4	1	11	0920	0900	1	48	48	+07	+07	78	2250	8.8	2	78	60	30.08
343	H148	101875	75	VOLK	RABB	4	090	2	4	1	12	0970	0925	1	48	48	-02	-03	78	2000	8.3	2	76	60	30.20
345	H082	100975	75	VOLV	SEDA	4	121	0	1	1	15	0910	0850	1	99	99	+05	+05	78	3000	10.3	2	79	67	30.10
511	H042	100275	75	FORD	GRAN	6	250	1	1	1	19	0640	0600	1	99	99	+06	+06	78	3500	11.2	2	73	59	30.19
512	H289	110375	75	MERC	MONA	6	250	1	1	1	25	0690	0600	1	99	99	+10	+06	78	3500	11.2	2	76	65	30.21
513	H331	110775	75	OLDS	OMEG	6	250	1	3	1	21	0850	0850	1	99	99	+10	+10	78	3500	11.2	2	78	69	29.82
514	H367	111075	75	PLYM	GRNF	8	360	2	1	1	27	0730	0750	1	99	99	+05	+06	78	4500	12.7	2	74	61	30.02
515	H369	111075	75	PONT	LEMA	8	350	2	1	1	21	0540	0600	1	99	99	+16	+16	78	4000	12.0	2	75	63	29.96
516	H344	110975	75	BMW	SEDA	4	121	2	1	1	20	1000	1000	1	99	99	+22	+22	78	3500	11.2	2	81	67	29.75
517	H346	110975	75	BMW	SEDA	6	182	0	1	1	22	0950	0950	1	99	99	+24	+22	78	4500	12.7	2	76	68	29.80
518	H171	102175	75	SUBA	SEDA	4	083	2	1	1	13	0850	0900	1	99	99	+08	+08	78	2250	8.8	2	81	67	29.87
519	H380	110975	75	MERB	230	4	141	1	1	1	21	0970	0900	1	99	99	+11	+10	78	3500	11.2	2	74	55	30.20
520	H322	110775	75	PORS	914	4	120	0	5	1	16	0800	0900	1	44	44	+25	+27	78	2500	9.4	2	77	71	29.90
521	H348	110975	75	SAAB	SEDA	4	121	0	4	1	16	0925	0875	1	49	50	+12	+14	78	2750	9.9	2	78	71	29.88
522	H338	110775	75	AMMO	GREM	6	232	1	1	1	21	0630	0550	1	99	99	+06	+05	78	3000	10.3	2	76	71	29.80
523	H333	110875	75	AMMO	HORN	6	258	1	1	1	16	0630	0550	1	99	99	000	+01	78	3500	11.2	2	77	70	29.83
524	H372	111075	75	DODG	MONA	8	360	2	1	1	27	0825	0750	1	99	99	+09	+06	78	5000	13.4	2	74	62	29.90
525	H286	110375	75	MERC	MARQ	8	460	4	1	1	25	0650	0650	1	99	99	+16	+14	78	5000	13.4	2	75	62	30.15
046	H361	111075	74	AMMO	MATA	8	304	2	1	1	25	0740	0700	1	27	29	+04	+05		4000	13.2	1	74	60	30.08
047	H197	102275	74	BUIC	ELEC	8	455	4	1	1	26	0650	0650	1	99	99	+04	+04	4	5000	14.7	1	74	65	29.99
048	H340	110875	74	BUIC	CENT	8	350	2	1	1	22	0600	0650	1	30	30	+04	+04		4000	12.0	2	75	67	29.82
049	H365	111075	74	CHEV	VEGA	4	140	2	1	1	16	0850	0750	1	35	32	+08	+12		2750	9.9	2	71	58	30.00
050	H012	092975	74	CHEV	MONT	8	350	2	1	1	22	0690	0600	1	30	30	+04	+08		4000	13.2	1	72	62	30.08
051	H303	110475	74	CHEV	NOVA	6	250	1	3	2	21	0825	0850	1	32	33	+07	+08		3500	11.2	2	72	61	30.05
052	H157	102075	74	CHEV	NOVA	8	350	2	1	1	21	0530	0600	1	31	30	+04	+08		3500	12.3	1	78	64	30.10
053	H327	110775	74	CHEV	IMPA	8	350	2	1	1	26	0680	0600	1	25	30	+12	+08		4500	14.0	1	76	69	29.89
054	H351	110975	74	CHEV	CAPR	8	400	2	1	1	26	0600	0600	1	31	30	+09	+08		4500	14.0	1	76	70	29.95
055	H324	110775	74	DODG	MONA	8	360	2	1	1	25	0775	0750	1	99	99	+02	+05		4500	14.0	1	75	68	29.89
056	H168	102175	74	DODG	DART	6	225	1	1	1	16	0575	0750	1	99	99	000	000		3500	11.2	2	77	66	29.95
057	H287	110475	74	FORD	PINT	4	122	2	3	2	13	0810	0750	1	45	41	+07	+06		2750	9.9	2	73	61	30.18
058	H357	110975	74	FORD	MAVE	8	302	2	1	1	15	0670	0650	1	99	99	+09	+12		3500	12.3	1	75	59	30.10
059	H175	102275	74	FORD	MAVE	6	250	1	1	1	15	0585	0600	1	31	33	+06	+06		3000	10.3	2	78	68	29.80
060	H341	110875	74	FORD	TORI	8	351	2	1	1	22	0600	0650	1	99	99	+10	+14		4500	14.0	1	73	66	29.80
061	H004	092675	74	FORD	LTD	8	400	2	1	1	22	0660	0625	1	28	28	+10	+12		4500	14.0	1	78	64	30.15
062	H180	102275	74	LINC	MRK4	8	460	4	1	1	27	0585	0650	1	99	99	+10	+14		5500	15.3	1	77	68	29.80
063	H246	103075	74	MERC	MONG	8	302	2	1	1	27	0575	0650	1	27	27	+10	+10		4500	14.0	1	78	65	30.04
064	H047	100475	74	OLDS	CUTL	8	350	4	1	1	22	0650	0650	1	32	30	+10	+12		4500	14.0	1	77	63	30.18
065	H356	110975	74	OLDS	CUTL	8	350	4	1	1	22	0540	0650	1	29	30	+13	+12		4500	14.0	1	74	60	30.10
066	H152	102075	74	OLDS	98	8	455	4	1	1	26	0590	0650	1	29	30	+08	+08		5000	14.7	1	74	64	30.13
067	H182	102175	74	PLYM	SATE	8	318	2	1	1	20	0640	0750	1	99	99	-02	000	4	4000	13.2	1	83	69	29.76
068	H355	110975	74	PLYM	VALI	6	225	1	3	1	16	0900	0800	1	99	99	+03	000		3500	11.2	2	74	62	30.05
069	H165	102175	74	PONT	CATA	8	400	2	1	1	26	0710	0650	1	30	30	+14	+12	4	4500	14.0	1	74	65	30.00
070	H317	110675	74	PONT	LEMA	8	350	2	1	1	22	0630	0650	1	29	30	+12	+12		4000	13.2	1	80	67	29.87
071	H370	111075	74	DATS	SEDA	4	119	2	4	1	15	0940	0750	1	48	49	+12	+12		2750	9.9	2	78	64	29.91
072	H194	102375	74	MAZD	RX3	2	070	4	4	2	16	0820	0900	1	99	99	-05	-05		2750	9.9	2	81	74	29.97
073	H323	110775	74	TOYO	CORO	4	097	2	4	1	11	0800	0750	1	99	99	+04	+05		2250	8.8	2	76	69	29.89
074	H310	110675	74	VOLK	SEDA	4	097	1	4	2	11	0900	0875	1	45	41	+06	+07		2250	9.7	1	75	66	29.96
075	H318	110675	74	VOLK	SEDA	4	097	1	4	1	11	0920	0875	1	60	50	+07	+07		2250	8.8	2	80	67	29.94
076	H239	102975	72	AMMO	GREM	6	258	1	1	1	21	0660	0550	1	29	31	+02	+03	56	2750	9.9	2	75	64	30.10
077	H056	100675	72	BUIC	ELEC	8	455	4	1	1	26	0650	0650	1	31	30	+04	+04	56	5000	14.7	1	80	64	30.06
078	H188	102375	72	CADI	DEVI	8	472	4	1	1	28	0580	0600	1	28	30	000	+08	56	5500	15.3	1	76	69	29.90

LISTING OF VEHICLES AND TEST PARAMETERS

HOUSTON

VEH	RUN	DATE	YR	MAKE	MODL	C	CID	V	T	A	FT	IRPM	IRPMS	P	DW	DWS	IGN	IGNS	TESTS	INRT	RLHP	L	DB	WB	BAROM
079	H326	110575	72	CHEV	VEGA	4	140	2	4	1	11	0900	0800	1	32	32	+08	+08	56	2750	9.9	2	75	68	29.88
080	H192	102375	72	CHEV	MONT	8	350	2	1	1	19	0605	0600	1	29	30	+07	+06	56	4000	13.2	1	81	75	29.94
081	H221	102775	72	CHEV	STAW	8	350	2	1	1	18	0575	0600	1	30	30	+09	+06	56	4000	12.0	2	72	64	30.25
082	H256	103175	72	CHEV	MALI	8	307	2	1	1	19	0720	0600	1	29	30	+14	+08	56	3500	11.2	2	80	66	30.01
083	H062	100775	72	CHEV	STAW	8	350	2	1	1	23	0575	0600	1	32	30	+04	+06	56	5000	14.7	1	74	63	30.00
084	H122	101575	72	CHEV	IMPA	8	400	2	1	1	24	0690	0600	1	32	30	+04	+06	56	4000	13.2	1	75	66	29.90
085	H119	101475	72	DODG	CHAR	8	318	2	1	1	21	0650	0750	1	30	30	-02	000	56	3500	12.3	1	75	69	29.85
086	H001	092575	72	FORD	PINT	4	122	2	4	1	11	1060	0750	1	34	36	+12	+06	56	2250	8.8	2	77	63	30.30
087	H080	100775	72	FORD	STAW	8	351	2	1	1	21	0540	0575	1	28	28	+04	+06	56	4000	13.2	1	79	67	30.18
088	H336	110875	72	FORD	MAVE	6	250	1	1	1	15	0630	0600	1	35	35	+04	+06	56	2750	9.9	2	78	70	29.79
089	H207	102575	72	FORD	GALA	8	351	2	1	1	22	0510	0600	1	32	30	+06	+06	56	4500	14.0	1	78	70	29.98
090	H144	101775	72	FORD	LTD	8	400	2	1	1	22	0560	0625	1	32	29	+02	+08	56	4500	14.0	1	76	59	30.15
091	H111	101475	72	MERC	STAW	8	400	2	1	1	21	0575	0625	1	32	30	+06	+06	56	5000	14.7	1	76	68	29.95
092	H014	092975	72	OLDS	CUTL	8	350	2	1	1	20	0680	0650	1	34	30	+08	+08	56	3500	12.3	1	77	67	30.00
093	H176	102175	72	PLYM	VALI	6	225	1	1	1	16	0710	0750	1	42	42	+02	000	56	3000	10.3	2	75	66	29.80
094	H179	102275	72	PLYM	STAW	8	360	2	1	1	21	0780	0750	1	27	30	+05	+02	56	4500	14.0	1	78	69	29.80
095	H201	102475	72	PONT	CATA	8	400	2	1	1	25	0530	0625	1	33	30	+08	+10	56	4500	14.0	1	75	64	30.10
096	H055	100675	72	PONT	LEMA	8	350	2	1	1	20	0600	0625	1	29	30	+10	+10	56	4000	12.0	2	78	64	30.10
097	H236	103075	72	DATS	STAW	4	097	2	4	2	12	0640	0700	1	47	49	+06	+07	56	2500	9.4	2	73	62	30.16
098	H231	102975	72	TOYO	CORO	4	120	2	4	2	13	1150	0650	1	54	54	+08	+07	56	2500	9.4	2	73	65	30.22
099	H368	111075	72	VOLK	SEDA	4	097	1	4	2	11	1000	0950	1	50	50	-05	-05	56	2250	8.8	2	76	65	30.00
100	H363	111075	72	VOLK	SEDA	4	103	0	1	1	13	0775	0850	1	54	50	+25	+27	56	2500	9.4	2	73	60	30.01

APPENDIX A

LISTING OF VEHICLES AND TEST PARAMETERS

PHOENIX

VEH	RUN	DATE	YR	MAKE	MODL	C	CID	V	T	A	FT	IRPM	IRPMS	P	DW	DWS	IGN	IGNS	TESTS	INRT	RLHP	L	DB	WB	BAROM
001	P319	012176	75	CHEV	TRUC	8	350	2	3	2	20	0750	0800	1	99	99	+04	+06	123	4000	12.0	2	75	56	28.94
002	P288	011676	75	CHEV	TRUC	8	350	2	1	1	20	0600	0600	1	99	99	+06	+06	123	4000	12.0	2	77	57	28.88
003	P008	120675	75	CHEV	TRUC	8	350	4	1	1	16	0580	0600	1	99	99	+14	+06	123	4000	12.0	2	74	51	28.90
004	P203	010976	75	CHEV	TRUC	8	350	4	1	1	22	0710	0600	1	99	99	+06	+06	123	4000	13.2	1	73	53	29.83
005	P301	011976	75	DODG	TRUC	8	318	2	1	1	38	0720	0750	1	99	99	+02	+02	123	3500	11.2	2	73	53	28.99
006	P343	012476	75	FORD	TRUC	8	302	2	4	2	20	0900	0850	1	99	99	+06	+06	123	4000	12.0	2	72	50	28.78
007	P328	012276	75	FORD	TRUC	8	302	2	1	1	20	0460	0650	1	99	99	+12	+12	123	4000	12.0	2	79	60	28.69
008	P338	012376	75	FORD	TRUC	8	360	2	1	1	20	0570	0650	1	99	99	+02	+06	123	4000	12.0	2	74	57	28.68
009	P303	011976	75	FORD	TRUC	8	360	2	1	1	20	0600	0650	1	99	99	+05	+06	123	4000	13.2	1	76	54	28.98
010	P300	011976	75	GMC	TRUC	8	350	4	1	1	20	0640	0600	1	99	99	+06	+06	123	4000	12.0	2	75	60	28.92
011	P365	012876	75	AMMO	HORN	6	258	1	1	1	16	0530	0550	1	99	99	+03	+03	1235678	3000	10.3	2	78	54	28.92
012	P268	011576	75	BUIC	REGA	8	350	2	1	1	22	0600	0600	1	99	99	+12	+12	12356	4000	13.2	1	76	56	28.90
013	P218	011076	75	BUIC	LIMI	8	455	4	1	1	26	0620	0600	1	99	99	+08	+12	12356	5000	14.7	1	75	55	28.78
014	P467	021476	75	BUIC	LESA	8	350	4	1	1	26	0650	0600	1	99	99	+12	+12	12356	4500	14.0	1	76	56	28.80
015	P121	010376	75	CADI	DEVI	8	500	4	1	1	28	0620	0600	1	99	99	+08	+06	1235678	5500	15.3	1	70	53	28.92
016	P402	020376	75	CHEV	VEGA	4	140	2	4	1	16	0910	0700	1	99	99	+10	+10	1235678	2750	9.9	2	74	59	28.59
017	P360	012776	75	CHEV	NOVA	6	250	1	1	1	21	0680	0550	1	99	99	+12	+10	1235678	3500	11.2	2	74	52	28.96
018	P271	011576	75	CHEV	MONT	8	350	2	1	1	22	0530	0600	1	99	99	+06	+06	1235678	4000	13.2	1	75	56	28.93
019	P032	121075	75	CHEV	STAW	8	350	2	1	2	22	0580	0600	1	99	99	+06	+06	1235678	4500	12.7	2	76	55	28.65
020	P371	012976	75	CHEV	IMPA	8	350	2	1	1	26	0800	0600	1	99	99	+06	+06	12356	4500	14.0	1	77	54	28.88
021	P525	030676	75	CHEV	IMPA	8	400	4	1	1	22	0620	0600	1	99	99	+08	+08	12356	5000	14.7	1	76	55	28.66
022	P411	020476	75	CHRY	NEWP	8	400	2	1	1	27	0610	0750	1	99	99	+10	+10	12356	4500	14.0	1	72	57	28.68
023	P410	020476	75	DODG	DART	8	318	2	1	1	16	0650	0750	1	99	99	+02	+02	12356	3500	12.3	1	73	59	28.70
024	P024	121075	75	DODG	DART	6	225	1	1	2	16	0875	0750	1	99	99	000	000	1235678	3500	11.2	2	74	54	28.65
025	P056	121375	75	FORD	PINT	4	140	2	4	1	14	0700	0850	1	99	99	+02	+06	1235678	3000	10.3	2	72	52	29.12
026	P430	020876	75	FORD	TORI	8	351	2	1	1	27	0660	0650	1	99	99	+08	+08	123456	4500	14.0	1	75	63	28.68
027	P002	120475	75	FORD	MAVE	6	250	1	1	1	15	0670	0600	1	99	99	+02	+06	1235678	3000	10.3	2	74	58	28.94
028	P451	021176	75	FORD	TORI	8	351	2	1	1	27	0635	0650	1	99	99	+06	+06	12356	4500	14.0	1	72	58	28.72
029	P308	012076	75	FORD	LTD	8	400	2	1	1	24	0630	0700	1	99	99	+06	+06	12356	4500	14.0	1	76	55	29.02
030	P421	020576	75	MERC	COUG	8	400	2	1	1	27	0600	0700	1	99	99	+06	+08	12356	4500	14.0	1	75	60	28.82
031	P327	012276	75	MERC	MONT	8	351	2	1	1	27	0660	0650	1	99	99	+08	+08	123456	4500	14.0	1	74	55	28.74
032	P007	120575	75	OLDS	DELT	8	350	4	1	1	26	0620	0650	1	99	99	+20	+20	1235678	5000	14.7	1	76	53	28.88
033	P249	011376	75	OLDS	CUTL	8	350	4	1	1	22	0520	0550	1	99	99	+14	+14	1235678	4000	13.2	1	81	58	28.89
034	P312	012076	75	OLDS	DELT	8	455	4	1	1	26	0550	0550	1	99	99	+15	+16	1235678	5000	14.7	1	74	55	29.04
035	P326	012276	75	PLYM	FURY	8	318	2	1	1	26	0650	0750	1	99	99	+04	+02	12356	4000	13.2	1	76	56	28.78
036	P433	020976	75	PLYM	VALI	6	225	1	1	1	16	0580	0750	1	99	99	000	000	1235678	3500	11.2	2	75	60	28.86
037	P298	011976	75	PONT	CATA	8	400	2	1	1	26	0650	0650	1	99	99	+16	+16	12356	4500	14.0	1	73	53	28.84
038	P009	120675	75	PONT	LEMA	8	350	2	1	1	21	0715	0600	1	99	99	+09	+16	1235678	4000	12.0	2	73	50	28.89
039	P435	020976	75	PONT	GRNP	8	455	4	1	1	25	0630	0650	1	99	99	+16	+16	12356	4500	14.0	1	72	56	28.90
040	P482	021776	76	CAPR	SEDA	4	140	2	4	1	13	1000	0850	1	99	99	+10	+10	12356	2750	9.9	2	78	55	28.77
041	P081	121575	75	DATS	B210	4	085	2	1	1	11	0900	0650	1	99	99	+10	+10	12356	2250	8.8	2	78	53	28.87
042	P048	121275	75	HOND	SEDA	4	091	3	5	2	11	0800	0850	1	52	52	-03	-03	1235678	2000	8.3	2	70	53	28.52
043	P333	012376	75	TOYO	CORO	4	133	2	1	1	13	0840	0850	1	99	99	+08	+08	1235678	3000	11.3	1	76	57	28.67
044	P039	121175	75	VOLK	SEDA	4	097	0	4	1	11	0850	0900	1	52	50	-06	-05	1235678	2250	8.8	2	74	52	28.53
045	P011	120575	75	VOLK	RABB	4	090	2	1	1	12	0930	0925	1	99	99	-03	-03	1235678	2000	9.1	1	81	55	28.84
231	P406	020476	75	AMMO	GREM	6	232	1	1	1	21	0670	0550	1	99	99	+05	+05	78	3000	10.3	2	72	59	28.64
232	P149	010676	75	AMMO	HORN	8	304	2	1	1	16	0680	0700	1	99	99	+05	+05	78	3500	12.3	1	74	55	29.04
233	P318	012176	75	AMMO	MATA	8	360	2	1	1	25	0670	0700	1	99	99	+05	+05	78	4000	13.2	1	76	56	28.96
234	P311	012076	75	BUIC	SKYH	6	231	2	1	1	19	0650	0650	1	99	99	+12	+12	78	3000	10.3	2	74	54	29.02
235	P335	012376	75	BUIC	APOL	8	260	2	1	1	21	0480	0550	1	99	99	+18	+18	78	4000	13.2	1	73	55	28.64
236	P401	020376	75	BUIC	LESA	8	350	4	1	1	26	0640	0600	1	99	99	+12	+12	78	4500	14.0	1	76	64	28.59
238	P025	120975	75	BUIC	LESA	8	350	4	1	1	26	0625	0600	1	99	99	+12	+12	78	4500	14.0	1	73	54	28.65
240	P120	121875	75	BUIC	ELEC	8	455	4	1	1	26	0590	0600	1	99	99	+08	+12	78	5000	14.7	1	80	61	28.87
244	P302	011976	75	CHEV	VEGA	4	140	2	3	1	16	0610	0700	1	99	99	+10	+10	78	2750	9.9	2	76	58	29.04
245	P273	011576	75	CHEV	STAW	4	140	2	1	1	16	0790	0750	1	99	99	+12	+12	78	2750	9.9	2	79	59	28.97
246	P150	010676	75	CHEV	MONZ	8	262	2	1	1	19	0540	0600	1	99	99	+10	+08	78	3000	11.3	1	72	55	29.05
247	P387	013076	75	CHEV	NOVA	6	250	1	1	1	21	0460	0550	1	99	99	+08	+10	78	3500	11.2	2	77	52	28.88
248	P339	012376	75	CHEV	NOVA	8	262	2	1	1	21	0560	0600	1	99	99	+10	+08	78	3500	11.2	2	74	56	28.59
249	P321	012176	75	CHEV	NOVA	8	350	2	1	1	21	0560	0600	1	99	99	+06	+06	78	3500	12.3	1	74	55	28.95
250	P309	012076	75	CHEV	CAMA	8	350	2	1	1	21	0730	0600	1	99	99	+06	+06	78	4000	13.2	1	74	54	29.00
252	P104	121775	75	CHEV	MONT	8	350	2	1	1	22	0525	0600	1	99	99	+08	+06	78	4000	12.0	2	75	59	28.97
253	P118	121875	75	CHEV	MONT	8	350	2	1	1	22	0620	0600	1	99	99	+05	+06	78	4000	12.0	2	78	58	29.96
263	P113	121875	75	CHEV	CAPR	8	400	4	1	1	26	0650	0600	1	99	99	+08	+08	78	4500	12.7	2	75	57	28.90
264	P070	121575	75	CHEV	CAPR	8	400	4	1	1	26	0650	0600	1	99	99	+08	+08	78	4500	14.0	1	72	53	28.97
266	P404	020376	75	CHEV	MONT	8	454	4	1	1	22	0590	0600	1	99	99	+16	+16	78	4000	13.2	1	74	58	28.55
267	P101	121775	75	CHRY	CORD	8	318	2	1	1	27	0680	0900	1	99	99	-02	-02	78	4000	13.2	1	71	56	28.90
270	P471	021676	75	CHRY	CORD	8	318	2	1	1	27	0600	0900	1	99	99	-02	-02	78	4000	12.0	2	73	54	28.88
272	P001	120475	75	DODG	CHAR	8	360	2	1	1	26	0940	0750	1	99	99	+07	+06	78	4000	12.0	2	70	56	28.90
273	P480	021776	75	CHRY	CORD	8	400	2	1	1	27	0840	0750	1	99	99	+08	+08	78	4000	13.2	1	72	53	28.85
275	P352	012476	75	FORD	PINT	4	140	2	1	1	13	0730	0750	1	99	99	+20	+20	78	2750	9.9	2	77	52	29.07
277	P320	012176	75	FORD	MUST	6	171	2	4	1	13	0870	0850	1	99	99	+06	+08	78	3000	10.3	2	75	56	28.94
281	P256	011476	75	FORD	GRAN	8	302	2	1	1	19	0550	0500	1	99	99	+06	+06	78	3500	11.2	2	74	55	28.92
282	P003	120475	75	FORD	TORI	8	351	2	1	1	27	0620	0650	1	99	99	+07	+08	78	4500	14.0	1	73	55	27.98
284	P103	121775	75	FORD	ELIT	8	400	2	1	1	21	0550	0700	1	99	99	+06	+06	78	4500	14.0	1	74	57	28.92
285	P452	021176	75	FORD	LTD	8	351	2	1	1	24	0740	0650	1	99	99	+12	+08	78	4500	12.7	2	75	61	28.72
286	P439	021076	75	FORD	ELIT	8	351	2	1	1	24	0610	0650	1	99	99	+10	+08	78	4500	14.0	1	74	60	28.98
287	P438	021076	75	FORD	LTD	8	351	2	1	1	24	0600	0650	1	99	99	+08	+08	78	4500	14.0	1	77	60	28.99
289	P337	012376	75	FORD	LTD	8	400	2	1	1	24	0640	0700	1	99	99	+10	+06	78	4500	12.7	2	73	56	28.68
290	P299	011976	75	FORD	LTD	8	400	2	1	1	24	0715	0700	1	99	99	+06	+06	78	4500	14.0	1	74	58	28.90
293	P114	121875	75	FORD	THUN	8	460	4	1	1	27	0700	0650	1	99	99	+10	+14	78	5000	14.7	1	75	57	28.90

LISTING OF VEHICLES AND TEST PARAMETERS

PHOENIX

VEH	RUN	DATE	YR	MAKE	MODL	C	CID	V	T	A	FT	IRPM	IRPMS	P	DW	DWS	IGN	IGNS	TESTS	INRT	RLHP	L	DB	WB	BAROM
294	P306	012076	75	LINC	CONT	8	460	4	1	1	24	0580	0650	1	99	99	+14	+14	78	5500	15.3	1	75	60	29.00
295	P346	012476	75	MERC	MONA	8	302	2	1	1	25	0550	0650	1	99	99	+06	+06	78	3500	11.2	2	71	50	28.93
297	P440	021076	75	MERC	MONA	8	351	2	1	1	25	0560	0650	1	99	99	+04	+04	78	3500	12.3	1	76	52	28.92
298	P466	021476	75	FORD	LTD	8	400	2	1	1	24	0530	0700	1	99	99	+06	+08	78	4500	14.0	1	73	53	28.81
300	P345	012476	75	OLDS	OMEG	8	260	2	1	2	21	0640	0650	1	99	99	+12	+18	78	4000	12.0	2	71	54	28.90
308	P334	012376	75	PLYM	VALI	8	318	2	1	1	16	0780	0750	1	99	99	-02	000	78	3500	11.2	2	72	54	28.62
311	P420	020576	75	PLYM	DUST	8	318	2	1	1	16	0770	0750	1	99	99	+02	+02	78	3500	12.3	1	76	60	28.82
312	P474	021676	75	CHRY	CORD	8	400	4	1	1	27	0610	0750	1	99	99	+08	+08	78	4000	13.2	1	75	55	28.82
313	P253	011476	75	PLYM	GRNF	8	360	2	1	1	27	0800	0750	1	99	99	+06	+06	78	4500	14.0	1	77	57	28.93
314	P132	010576	75	PONT	ASTR	4	140	2	1	1	16	0890	0750	1	99	99	+12	+12	78	2750	9.9	2	73	56	28.84
318	P356	012676	75	PONT	LEMA	8	350	4	1	1	21	0650	0650	1	99	99	+16	+16	78	4000	13.2	1	75	53	29.05
320	P269	011576	75	PONT	STAW	8	400	4	1	1	20	0510	0650	1	99	99	+16	+16	78	5500	15.3	1	79	58	28.92
321	P307	012076	75	PONT	GRNV	8	455	4	1	1	26	0650	0650	1	99	99	+16	+16	78	5000	14.7	1	76	62	29.01
322	P363	012776	75	AUDI	STAW	4	097	0	1	1	12	0860	0925	1	99	99	-03	-03	78	2500	9.4	2	74	52	28.98
323	P469	021276	76	CAPR	SEDA	6	171	2	4	2	13	0950	0950	1	99	99	+08	+08	78	2750	9.9	2	74	55	28.78
325	P314	012076	75	COLT	SEDA	4	098	2	4	2	14	1650	0900	1	99	99	+06	000	78	2500	9.4	2	77	56	28.92
326	P270	011576	75	DATS	SEDA	4	119	2	4	1	13	0610	0750	1	99	99	+10	+12	78	2750	9.9	2	78	58	28.92
327	P023	120975	75	DATS	SEDA	4	085	2	4	1	12	0980	0700	1	99	99	+11	+10	78	2250	8.8	2	77	55	28.62
328	P351	012476	75	DATS	SEDA	4	119	2	1	1	13	0650	0650	1	99	99	+10	+12	78	2750	9.9	2	75	51	29.12
329	P347	012476	75	FIAT	SEDA	4	107	2	1	2	13	0700	0750	1	60	55	+03	+03	78	2750	9.9	2	74	51	28.98
330	P331	012376	75	FIAT	SEDA	4	097	2	4	2	10	0850	0850	1	59	53	000	000	78	2250	8.8	2	74	56	28.66
331	P317	012176	75	HOND	STAW	4	091	3	4	1	11	0810	0850	1	50	50	000	000	78	2250	8.8	2	76	56	28.94
332	P491	022376	75	MAZD	SEDA	4	070	4	4	1	17	0800	0800	1	58	58	-15	-15	78	2750	10.9	1	74	51	28.92
333	P490	022376	75	MAZD	SEDA	4	080	4	1	1	17	0750	0750	1	57	58	-15	-15	78	3000	10.3	2	73	51	28.86
335	P477	021776	75	MG	B	4	110	2	4	2	12	0850	0850	1	99	99	+10	+10	78	2500	9.4	2	74	55	28.88
336	P460	021376	75	OPEL	SEDA	4	116	0	4	2	14	0720	0900	1	50	50	000	000	78	2500	10.3	1	73	58	28.88
338	P354	012476	75	PORS	COUP	4	109	0	5	1	16	0930	0850	1	99	99	+05	+07	78	2500	9.4	2	77	52	29.10
340	P004	120575	75	TOYO	STAW	4	133	2	4	1	12	0840	0850	1	99	99	+08	+08	78	3000	10.3	2	70	51	28.97
341	P310	011976	75	TOYO	STAW	4	097	2	4	1	12	1030	0850	1	99	99	+13	+12	78	2500	9.4	2	74	54	29.00
342	P296	011776	75	VOLK	SEDA	4	097	0	4	1	11	0900	0875	1	49	49	-04	-05	78	2250	8.8	2	78	61	28.68
343	P040	121175	75	VOLK	RABB	4	090	2	4	1	12	0940	0940	1	48	48	-02	-03	78	2000	8.3	2	71	51	28.49
345	P313	012076	75	VOLV	SEDA	4	121	0	1	1	15	0770	0850	1	99	99	+10	+05	78	3000	10.3	2	79	57	28.93
511	P431	020976	75	FORD	GRAN	6	250	1	3	1	19	0880	0850	1	99	99	+04	+06	78	3500	11.2	2	73	60	28.78
512	P332	012376	75	MERC	MONA	6	250	1	1	1	25	0510	0600	1	99	99	+02	+06	78	3500	11.2	2	70	55	28.68
513	P026	121075	75	OLDS	CUTL	8	350	4	1	1	22	0460	0650	1	99	99	+19	+20	78	4000	12.0	2	73	53	28.65
514	P473	021676	75	CHRY	NEWY	8	440	4	1	1	27	0650	0750	1	99	99	+08	+08	78	5000	13.4	2	74	54	28.85
515	P476	021676	75	PONT	LEMA	6	250	1	1	1	21	0530	0550	1	99	99	+10	+10	78	4000	12.0	2	73	54	28.86
516	P457	021276	75	BMW	SEDA	6	182	0	1	1	16	1050	1050	1	99	99	+22	+22	78	4500	12.7	2	73	58	28.80
517	P376	012976	75	BMW	SEDA	6	182	0	1	1	16	0640	0600	1	99	99	+22	+22	78	4500	12.7	2	73	52	28.90
518	P470	021276	75	SUBA	SEDA	4	083	2	1	1	13	0850	0900	1	99	99	+08	+08	78	2250	8.8	2	72	54	28.80
519	P454	021276	75	MERB	SEDA	6	168	2	1	1	25	1100	0900	1	99	99	+05	+07	78	4000	12.0	2	73	61	28.79
520	P385	013076	75	PORS	SEDA	6	164	0	5	1	21	0950	0950	2	99	99	-05	-05	78	2500	9.4	2	78	54	28.98
521	P400	020276	75	SAAB	SEDA	4	121	0	4	2	14	1050	0875	1	50	50	+12	+12	78	2750	9.9	2	76	60	28.55
522	P336	012376	75	AMMO	HORN	6	232	1	1	1	16	0750	0550	1	99	99	000	+05	78	3000	10.3	2	73	55	28.66
523	P399	020376	75	AMMO	PACE	6	258	1	3	1	21	0770	0600	1	99	99	+03	+03	78	3500	11.2	2	71	64	28.54
524	P463	021476	75	CHRY	NEWY	8	440	4	1	1	27	0740	0750	1	99	99	+08	+08	78	5000	13.4	2	73	55	28.92
525	P322	012176	75	MERC	MARQ	8	460	4	1	1	25	0650	0650	1	99	99	+14	+14	78	5000	13.4	2	74	57	28.95
046	P396	020276	74	AMMO	MATA	8	304	2	1	1	25	0750	0700	1	30	30	+05	+05		4000	13.2	1	75	52	28.68
047	P111	121875	74	BUIC	ELEC	8	455	4	1	1	26	0640	0650	1	29	30	+04	+04		5000	14.7	1	77	58	28.88
048	P106	121775	74	BUIC	REGA	8	350	2	1	1	22	0650	0650	1	33	30	+04	+04		4000	12.0	2	77	59	28.90
049	P115	121875	74	CHEV	VEGA	4	140	1	1	1	16	0580	0750	1	32	32	+12	+12		2750	9.9	2	74	57	28.94
050	P021	120975	74	CHEV	MONT	8	350	2	1	1	22	0650	0600	1	30	30	+05	+08	4	4000	13.2	1	71	51	28.72
051	P117	121875	74	CHEV	NOVA	6	250	1	3	1	21	0810	0850	1	35	33	+08	+08		3500	11.2	2	76	58	28.98
052	P357	012676	74	CHEV	NOVA	8	350	2	1	1	21	0500	0600	1	32	30	000	000		3500	12.3	1	75	52	29.04
053	P393	013176	74	CHEV	MONT	8	350	2	1	1	22	0660	0600	1	30	30	+10	+08		4000	13.2	1	79	57	28.78
054	P107	121575	74	CHEV	CAPR	8	400	4	1	1	26	0580	0600	1	28	30	+10	+06		4500	14.0	1	73	55	28.88
055	P395	013076	74	DODG	MONA	8	360	2	1	1	25	0690	0750	1	99	99	+05	+05		4500	14.0	1	73	50	28.69
056	P105	121775	74	DODG	DART	6	225	1	1	1	16	0820	0750	1	99	99	000	000		3500	11.2	2	76	58	28.93
057	P102	121775	74	FORD	PINT	4	122	2	4	1	13	0850	0750	1	46	41	+04	+06		2750	9.9	2	72	57	28.90
058	P020	120975	74	FORD	TORI	8	302	2	1	1	27	0640	0650	1	28	28	+10	+10	4	4000	13.2	1	74	54	28.72
059	P221	011276	74	FORD	MAVE	6	250	1	1	1	15	0650	0600	1	35	35	+06	+06		3000	10.3	2	76	56	28.88
060	P119	121875	74	FORD	LTD	8	351	2	1	1	22	0600	0600	1	30	30	+06	+06		4500	14.0	1	75	57	28.89
061	P112	121875	74	FORD	LTD	8	400	2	1	1	22	0550	0625	1	30	30	+14	+12		4500	14.0	1	74	56	28.90
062	P445	021076	74	LINC	MRK4	8	460	4	1	1	27	0470	0650	1	99	99	000	+14		5500	15.3	1	75	61	28.78
063	P398	020276	74	MERC	COUG	8	400	2	1	1	27	0770	0625	1	99	99	+10	+12	4	4500	14.0	1	72	52	28.69
064	P110	121875	74	OLDS	CUTL	8	350	4	1	1	22	0680	0650	1	30	30	+16	+12		4000	13.2	1	75	57	28.88
065	P394	013176	74	OLDS	CUTL	8	350	4	1	1	22	0650	0650	1	31	30	+10	+12		4000	13.2	1	74	51	28.75
066	P392	013176	74	OLDS	98	8	455	4	1	1	26	0650	0650	1	28	30	+04	+08		5000	14.7	1	74	52	28.78
067	P123	010376	74	PLYM	SATE	8	318	2	1	1	20	0760	0750	1	99	99	+05	000		4000	13.2	1	71	54	28.93
068	P390	013176	74	PLYM	VALI	6	225	1	1	1	16	0610	0750	1	99	99	000	000		3500	11.2	2	76	56	28.74
069	P226	011276	74	PONT	BONN	8	400	2	1	1	26	0640	0650	1	31	30	+12	+12		4500	14.0	1	73	55	28.92
070	P384	013076	74	PONT	LEMA	8	350	4	1	1	22	0650	0650	1	31	30	+12	+12		4000	13.2	1	75	53	28.95
071	P350	012476	74	DATS	STAW	4	119	2	4	1	12	0900	0750	1	99	99	+12	+12		2750	9.9	2	74	50	29.11
072	P284	011576	74	MAZD	SEDA	2	070	4	4	1	17	0875	0900	1	59	59	+09	+10		2750	9.9	2	78	58	28.88
073	P323	012176	74	TOYO	STAW	4	097	2	4	1	11	1300	0750	1	54	54	+12	+05		2250	8.8	2	77	58	28.95
074	P274	011576	74	VOLK	SEDA	4	097	1	4	2	11	0875	0800	1	48	48	-03	-05		2250	9.7	1	75	57	28.95
075	P272	011576	74	VOLK	SEDA	4	097	1	4	2	11	0875	0800	1	54	50	-05	-05		2250	8.8	2	77	57	28.95
101	P372	012976	73	AMMO	GREM	6	232	1	3	1	21	0890	0700	1	32	32	+08	+05		3000	10.3	2	78	54	28.90
102	P122	010376	73	BUIC	RIVI	8	455	4	1	1	26	0630	0650	1	35	30	+06	+04		5000	14.7	1	73	55	28.93
103	P130	010576	73	CADI	DEVI	8	472	4	1	1	28	0640	0600	1	31	30	+08	+08		5000	14.7	1	75	56	28.86

LISTING OF VEHICLES AND TEST PARAMETERS

PHOENIX

VEH	RUN	DATE	YR	MAKE	MODL	C	CID	V	T	A	FT	IRPM	IRPMS	P	DW	DWS	IGN	IGNS	TESTS	INRT	RLHP	L	DB	WB	BAROM
104	P254	011476	73	CHEV	VEGA	4	140	1	3	1	11	0600	0700	1	31	31	+06	+08		2500	9.4	2	76	56	28.92
105	P133	010576	73	CHEV	MONT	8	350	2	1	1	22	0500	0600	1	29	30	+11	+08		4000	13.2	1	73	55	28.86
106	P124	010376	73	CHEV	NOVA	8	350	2	1	1	21	0600	0600	1	31	30	+08	+08		3500	11.2	2	71	54	28.93
107	P134	010576	73	CHEV	IMPA	8	350	2	1	1	26	0510	0600	1	32	30	+12	+08		4500	14.0	1	74	56	28.88
108	P139	010576	73	CHEV	IMPA	8	350	2	1	1	26	0600	0600	1	30	30	+10	+08		4500	14.0	1	75	57	28.83
109	P179	010876	73	CHEV	STAW	8	400	2	1	1	22	0590	0600	1	30	30	+10	+08		5000	14.7	1	76	57	28.82
110	P125	010376	73	DODG	DART	6	225	1	1	1	16	0610	0750	1	99	99	000	000		3000	11.3	1	71	54	28.94
111	P136	010576	73	FORD	STAW	4	122	2	1	1	11	0710	0650	1	40	37	+07	+09		2750	9.9	2	75	56	28.92
112	P135	010576	73	FORD	TORI	8	351	2	1	1	23	0440	0700	1	33	30	+08	+10		4000	13.2	1	74	56	28.90
113	P224	011276	73	FORD	MAVE	8	302	2	1	1	15	0580	0650	1	32	30	+04	+06		3000	10.3	2	75	56	28.90
114	P161	010676	73	FORD	GALA	8	351	2	1	1	22	0760	0600	1	31	30	+05	+10		4500	14.0	1	75	56	29.03
115	P147	010576	73	FORD	STAW	8	400	2	1	1	21	0520	0625	1	37	30	+20	+12		5000	14.7	1	74	56	29.00
116	P129	010576	73	MERC	MONT	8	400	2	1	1	22	0820	0625	1	99	99	+06	+06		4500	14.0	1	75	57	28.88
117	P146	010576	73	OLDS	DELT	8	455	4	1	1	26	0690	0650	1	31	30	+04	+08		4500	14.0	1	74	57	28.99
118	P138	010576	73	OLDS	CUTL	8	350	4	1	1	22	0635	0650	1	29	30	+10	+12		4000	13.2	1	74	57	28.88
119	P144	010576	73	PLYM	SATE	8	318	2	1	1	20	0720	0700	1	99	99	+05	000		3500	12.3	1	75	57	28.94
120	P137	010576	73	PLYM	VALI	6	225	1	3	2	16	0550	0750	1	99	99	000	000		3000	10.3	2	74	56	28.91
121	P140	010576	73	PONT	BONN	8	400	2	1	1	26	0680	0650	1	32	30	+08	+12		4500	14.0	1	76	58	28.84
122	P501	022876	73	PONT	CATA	8	350	2	1	1	25	0570	0650	1	37	30	+13	+12		4500	14.0	1	75	55	28.61
123	P349	012476	73	DATS	PICK	4	097	2	4	1	12	0850	0800	1	35	35	+10	+08		2500	9.4	2	73	51	29.10
124	P526	030976	73	OPEL	MANT	4	116	2	1	1	12	0800	0800	1	50	50	000	000		2500	9.4	2	72	53	28.63
125	P145	010676	73	TOYO	SEDA	4	097	2	4	1	12	0790	0750	1	52	52	+15	+05		2250	8.8	2	75	57	28.96
126	P366	012876	73	VOLK	STAW	4	103	0	1	1	13	0710	0900	1	38	44	+25	+27		2750	9.9	2	75	53	28.95
127	P153	010676	73	VOLK	SEDA	4	097	1	4	2	11	0760	0800	1	53	50	-05	-05		2250	8.8	2	72	54	29.14
076	P225	011276	72	AMMO	GREM	6	258	1	1	1	21	0640	0550	1	24	31	+06	+03	56	2750	9.9	2	74	55	28.92
077	P031	121075	72	BUIC	LESA	8	455	4	1	1	22	0675	0650	1	29	30	+03	+04	56	5500	15.3	1	77	55	28.65
078	P027	121075	72	CADI	DEVI	8	472	4	1	1	28	0660	0600	1	30	30	+10	+08	56	5000	14.7	1	75	54	28.72
079	P108	121375	72	CHEV	VEGA	4	140	2	4	1	11	0890	0800	1	37	37	+14	+08	56	2500	9.4	2	79	59	28.86
080	P028	121075	72	CHEV	MONT	8	350	2	1	2	19	0540	0600	1	28	30	+10	+06	56	4000	13.2	1	77	55	28.71
081	P062	121375	72	CHEV	MALI	8	350	2	1	1	19	0600	0600	1	29	30	+06	+06	56	3500	11.2	2	79	53	29.15
082	P052	121275	72	CHEV	NOVA	8	307	2	1	1	16	0590	0600	1	30	30	+12	+08	56	3000	10.3	2	75	55	28.62
083	P034	121075	72	CHEV	IMPA	8	350	2	1	1	24	0575	0600	1	38	30	+04	+06	56	4500	14.0	1	72	52	28.64
084	P061	121375	72	CHEV	IMPA	8	400	2	1	1	24	0580	0600	1	31	30	+08	+06	56	4500	14.0	1	74	52	29.16
085	P282	011676	72	DODG	DART	8	318	2	1	1	16	0775	0750	1	33	33	000	000	56	3000	11.3	1	79	58	28.87
086	P078	121575	72	FORD	PINT	4	122	2	4	1	11	1400	0750	1	38	38	+12	+06	56	2500	9.4	2	72	50	28.93
087	P065	121375	72	FORD	TORI	8	351	2	1	1	23	0580	0575	1	29	29	-05	+06	56	4000	13.2	1	74	53	29.03
088	P063	121375	72	FORD	MAVE	6	200	1	1	1	15	0670	0600	1	44	39	000	+06	56	2500	9.4	2	73	51	29.13
089	P064	121375	72	FORD	LTD	8	351	2	1	1	22	0560	0575	1	28	28	+06	+06	56	4500	14.0	1	75	52	29.08
090	P029	121075	72	FORD	LTD	8	400	2	1	1	22	0600	0625	1	26	26	+08	+08	56	4500	14.0	1	79	56	28.65
091	P279	011676	72	MERC	MARQ	8	400	2	1	1	21	0560	0625	1	32	29	+09	+08	56	5000	14.7	1	77	57	28.87
092	P051	121275	72	OLDS	CUTL	8	350	2	1	1	20	0630	0650	1	32	30	+08	+08	56	3500	12.3	1	74	55	28.67
093	P231	011276	72	PLYM	DUST	6	225	1	1	1	16	0570	0750	1	34	41	-03	000	56	3000	10.3	2	74	55	28.91
094	P126	010376	72	PLYM	FURY	8	360	2	1	1	23	0980	0750	1	30	30	000	000	56	4000	13.2	1	71	54	28.96
095	P131	010576	72	PONT	CATA	8	400	2	1	1	25	0550	0625	1	29	30	+10	+10	56	4500	14.0	1	74	56	28.84
096	P243	011476	72	PONT	LEMA	8	350	2	1	1	20	0650	0625	1	30	30	+10	+10	56	3500	11.2	2	75	55	28.91
097	P080	121575	72	DATS	STAW	4	097	2	4	1	12	0870	0700	1	54	54	+05	+07	56	2500	9.4	2	76	52	28.93
098	P079	121575	72	TOYO	CORO	4	120	2	4	1	13	0940	0650	1	46	50	+07	+07	56	2500	9.4	2	73	52	28.93
099	P077	121575	72	VOLK	SEDA	4	097	1	4	2	11	0750	0800	2	46	46	-05	-05	56	2250	8.8	2	70	51	28.92
100	P368	012876	72	VOLK	SEDA	4	103	0	1	1	13	0890	0890	1	42	44	+27	+27	56	2500	9.4	2	74	52	28.99
128	P210	011076	71	BUIC	ELEC	8	455	4	1	1	26	0590	0600	1	29	30	+04	+04		4500	14.0	1	72	53	28.81
129	P204	010976	71	BUIC	SKYL	8	350	2	1	1	19	0640	0600	1	30	30	+10	+10		3500	11.2	2	74	54	28.87
130	P212	011076	71	CHEV	VEGA	4	140	1	1	1	11	0740	0650	1	36	34	+04	+06		2500	9.4	2	71	53	28.80
131	P174	010776	71	CHEV	MALI	8	350	2	1	1	20	0550	0550	1	30	30	+07	+06		3500	12.3	1	77	57	28.87
132	P361	012776	71	CHEV	NOVA	8	307	2	1	1	16	0540	0550	1	32	30	+08	+08		3500	11.2	2	72	52	28.92
133	P229	011076	71	CHEV	BELA	8	350	2	1	1	24	0480	0550	1	31	30	+10	+06		4000	13.2	1	74	55	28.88
134	P214	011076	71	CHEV	IMPA	8	350	2	1	1	24	0500	0550	1	30	30	+06	+06		4000	12.0	2	72	53	28.80
135	P207	011076	71	CHRY	NEWY	8	440	4	1	1	23	0600	0750	1	32	32	+06	+05		4500	14.0	1	75	55	28.85
136	P155	010676	71	DODG	CORO	8	318	2	1	1	21	0575	0700	1	26	30	+05	000		3500	12.3	1	77	57	28.95
137	P156	010676	71	DODG	DART	6	225	1	1	1	17	1000	0750	1	44	44	+05	000		3000	10.3	2	78	56	28.93
138	P157	010676	71	FORD	PINT	4	122	2	4	1	11	0775	0750	1	43	42	-03	+10		2250	8.8	2	78	56	29.30
139	P151	010676	71	FORD	STAW	8	302	2	1	1	18	0660	0600	1	30	29	+04	+06		4000	13.2	1	74	55	29.10
140	P213	011076	71	FORD	MAVE	6	250	1	1	1	16	0570	0600	1	32	35	+08	+06		2750	9.9	2	71	53	28.80
141	P152	010676	71	FORD	GALA	8	351	2	1	1	23	0490	0600	1	36	29	000	+06		4000	13.2	1	75	55	29.12
142	P154	010676	71	FORD	LTD	8	400	2	1	1	23	0560	0625	1	32	29	000	+06		4000	13.2	1	75	55	29.09
143	P168	010776	71	MERC	COUG	8	351	2	1	1	20	0600	0625	1	32	29	+06	+06		3500	12.3	1	72	54	29.01
144	P163	010776	71	OLDS	98	8	455	4	1	1	25	0590	0600	1	34	30	+08	+08		5000	14.7	1	75	56	29.01
145	P170	010776	71	PLYM	VALI	8	318	2	1	1	16	0540	0700	1	32	32	000	000		3000	10.3	2	75	55	29.02
146	P281	011676	71	PONT	BONN	8	455	4	1	1	25	0540	0650	1	29	30	+12	+12		4500	14.0	1	79	58	28.87
147	P164	010676	71	PONT	LEMA	8	350	2	1	1	20	0620	0650	1	30	30	+10	+12		3500	12.3	1	76	56	29.01
148	P160	010776	71	DATS	STAW	4	097	2	4	1	12	0660	0700	1	48	49	+05	+10		2500	9.4	2	75	56	29.04
149	P234	011276	71	TOYO	CORO	4	071	2	4	1	11	0550	0650	1	47	50	-03	-05		2000	8.3	2	78	57	28.82
150	P192	010976	71	VOLK	SEDA	4	097	1	4	2	11	0780	0800	1	43	44	000	-05		2250	8.8	2	74	55	28.76
151	P280	011676	70	AMMO	HORN	6	232	1	1	1	19	0480	0550	1	38	34	+03	+03		3000	10.3	2	79	58	28.88
152	P167	010776	70	BUIC	ELEC	8	455	4	1	1	25	0560	0600	1	31	30	+06	+06		4500	14.0	1	73	54	29.00
153	P383	013076	70	CHEV	CAMA	8	307	2	1	1	19	0530	0600	1	35	31	+06	+08		3500	11.2	2	72	52	28.94
154	P232	011276	70	CHEV	CHEL	8	307	2	1	1	20	0510	0600	1	31	31	+08	+08		3500	11.2	2	75	56	28.89
155	P169	010776	70	CHEV	MALI	8	350	2	1	1	20	0600	0600	1	30	30	+03	+04		3500	11.2	2	74	55	29.02
156	P159	010776	70	CHEV	IMPA	8	350	2	1	1	25	0680	0600	1	38	31	-04	+04		4000	13.2	1	73	54	29.04
157	P260	011476	70	CHEV	IMPA	8	400	4	1	1	25	0600	0600	1	30	30	+08	+08		4000	13.2	1	73	55	28.98
158	P285	011676	70	DODG	DART	6	225	1	3	1	18	0675	0700	1	45	45	000	000		3000	10.3	2	76	57	28.86

LISTING OF VEHICLES AND TEST PARAMETERS

PHOENIX

VEH	RUN	DATE	YR	MAKE	MODL	C	CID	V	T	A	FT	IRPM	IRPMS	P	DW	DWS	IGN	IGNS	TESTS	INRT	RLHP	L	DB	WB	BAROM
159	P162	010676	70	DODG	STAW	8	318	2	1	1	19	0670	0650	1	32	32	+05	+05		4000	13.2	1	76	56	29.02
160	P171	010776	70	FORD	MUST	8	302	2	1	1	22	0670	0600	1	31	29	+03	+06		3000	10.3	2	76	56	28.98
161	P165	010776	70	FORD	TORI	8	302	2	1	1	19	0640	0600	1	30	29	+04	+06		3500	12.3	1	74	55	29.01
162	P166	010776	70	FORD	GALA	8	351	2	1	1	24	0500	0600	1	30	29	+10	+10		4000	12.0	2	73	54	29.00
163	P173	010776	70	FORD	GALA	8	351	2	1	1	24	0560	0600	1	33	29	+04	+08		4000	13.2	1	77	57	28.88
164	P304	011276	70	MERC	MARQ	8	390	2	1	1	25	0625	0600	1	27	27	+06	+06		4000	13.2	1	77	55	28.98
165	P223	011276	70	OLDS	CUTL	8	350	4	1	1	20	0500	0575	1	30	30	-04	+10		4000	13.2	1	75	55	28.89
166	P222	011276	70	PLYM	FURY	8	383	2	1	1	24	0900	0650	1	32	32	+07	+02		4000	13.2	1	75	56	28.89
167	P184	010876	70	PONT	LEMA	8	350	2	1	1	22	0540	0675	1	31	30	+06	+09		4000	13.2	1	75	56	28.82
168	P188	010876	70	VOLK	KARM	4	097	1	4	2	11	0850	0850	1	48	48	000	000		2250	8.8	2	75	56	28.78
169	P180	010876	70	VOLK	SEDA	4	097	1	4	2	11	0940	0900	1	44	44	+10	+07		2000	8.3	2	75	57	28.81
170	P244	011276	69	BUIC	RIVI	8	430	4	1	1	21	0500	0550	1	30	30	+10	+09		4500	14.0	1	72	54	28.95
171	P220	011276	69	BUIC	SKYL	8	350	2	1	1	20	0500	0600	1	25	30	+08	000		3500	12.3	1	75	55	28.87
172	P227	011276	69	CHEV	NOVA	8	307	2	1	1	19	0430	0600	1	28	28	+02	+02		3000	10.3	2	72	54	28.92
173	P239	011376	69	CHEV	STAW	8	350	2	1	1	19	0520	0600	1	30	30	+06	+04		4000	12.0	2	74	55	28.90
174	P382	013076	69	CHEV	IMPA	8	327	2	1	1	25	0650	0600	1	32	32	-02	+02		4000	12.0	2	76	54	28.86
175	P148	010676	69	CHEV	IMPA	8	327	2	1	1	25	0590	0600	1	30	30	+03	+02		4000	13.2	1	75	56	29.02
176	P230	011276	69	CHEV	IMPA	8	350	2	1	1	25	0460	0600	1	24	28	+05	+04		4000	13.2	1	74	55	28.92
177	P185	010876	69	CHRY	NEWP	8	383	2	1	1	24	0475	0650	1	31	31	+05	+07		4000	13.2	1	73	55	28.83
178	P381	013076	69	FORD	MUST	6	200	1	3	1	20	0950	0750	1	38	38	+12	+06		3000	10.3	2	77	54	28.83
179	P177	010876	69	FORD	FAIR	8	302	2	1	2	20	0670	0550	1	17	24	+10	+06		3500	11.2	2	75	57	28.85
180	P238	011376	69	FORD	GALA	8	351	2	1	1	25	0560	0550	1	26	26	+06	+06		4000	12.0	2	76	56	28.90
181	P183	010876	69	FORD	GALA	8	390	2	1	1	25	0670	0550	1	24	24	+06	+06		4000	13.2	1	75	56	28.80
182	P283	011676	69	MERC	MONR	8	390	2	1	1	25	0600	0550	1	26	26	+10	+06		4500	14.0	1	78	58	28.87
183	P178	010876	69	OLDS	98	8	455	4	1	1	25	0440	0555	1	32	30	+06	+06		4500	14.0	1	74	57	28.83
184	P287	011676	69	PLYM	FURY	8	318	2	1	1	24	0600	0650	1	32	32	000	000		4000	12.0	2	74	56	28.97
185	P236	011376	69	PONT	TEMP	8	350	2	1	1	22	0610	0500	1	32	32	+06	+09		3500	11.2	2	75	56	28.78
186	P175	010876	69	PONT	CATA	8	400	2	1	1	26	0530	0650	1	33	30	+06	+09		4000	13.2	1	76	57	28.84
187	P391	013176	69	VOLK	SQUA	4	097	0	4	1	11	1050	0900	1	52	52	000	000		2250	8.8	2	73	57	28.78
188	P375	012976	68	AMMO	REBE	6	232	1	1	2	19	0610	0525	1	28	36	+04	000		3500	11.2	2	81	53	28.90
189	P176	010876	68	BUIC	SKYL	8	350	2	1	1	20	0570	0550	1	24	30	000	000		3500	12.3	1	76	57	28.85
190	P358	012676	68	CHEV	NOVA	8	307	2	1	1	19	0600	0600	1	35	34	+02	+02		3000	10.3	2	74	53	29.05
191	P258	011476	68	CHEV	CHEL	8	307	2	1	1	20	0550	0600	1	30	30	-12	+02		3500	11.2	2	73	54	28.92
192	P201	010976	68	CHEV	CAPR	8	327	4	1	1	25	0590	0600	1	29	29	+04	+02		4000	12.0	2	73	54	28.88
193	P377	012876	68	CHEV	IMPA	8	307	2	1	1	25	0540	0600	1	28	30	+08	+02		4000	13.2	1	74	52	28.91
194	P182	010876	68	CHRY	NEWP	8	383	2	1	1	24	0750	0500	1	26	28	+07	+07		4000	13.2	1	75	56	28.80
195	P187	010876	68	DODG	CORO	8	318	2	1	1	19	0680	0600	1	29	29	000	+02		3500	11.2	2	75	56	28.82
196	P205	011076	68	FORD	FALC	6	200	1	3	1	16	0750	0700	1	37	37	+05	+06		3000	10.3	2	72	55	28.85
197	P181	010876	68	FORD	FAIR	8	289	2	1	2	20	0500	0550	1	32	29	+06	+06		3500	11.2	2	73	56	28.80
198	P186	010876	68	FORD	GALA	8	302	2	1	1	24	0460	0550	1	31	29	+06	+06		4000	13.2	1	76	57	28.84
199	P194	010976	68	MERC	MONR	8	390	2	1	1	24	0510	0550	1	38	31	+04	+06		4000	13.2	1	75	56	28.75
200	P195	010976	68	OLDS	CUTL	8	350	2	1	1	20	0650	0555	1	24	30	+07	+05		3500	12.3	1	74	55	28.76
201	P190	010976	68	PLYM	SATE	8	318	2	1	1	25	0630	0600	1	30	30	-02	-02		3500	11.2	2	72	54	28.76
202	P193	010976	68	PONT	STAW	8	350	2	1	1	20	0600	0600	1	29	30	+06	+09		4000	12.0	2	74	55	28.75
203	P191	010976	68	PONT	CATA	8	400	2	1	1	26	0640	0650	1	30	30	+05	+09		4000	13.2	1	74	55	28.76
204	P189	010876	68	VOLK	SEDA	4	091	1	4	2	11	0730	0800	1	43	43	+10	+07		2000	8.3	2	74	55	29.75
205	P362	012776	65	AMMO	RAMB	6	199	1	1	2	16	1050	0500	2	33	33	+08	+14		2750	9.9	2	73	53	28.95
206	P246	011376	67	BUIC	STAW	8	340	2	1	1	20	0500	0500	1	32	32	+02	+02		4000	12.0	2	73	54	29.00
207	P202	010976	67	BUIC	ELEC	8	430	4	1	1	25	0540	0600	1	38	31	+05	+02		4500	14.0	1	74	54	29.85
208	P265	011476	67	CHEV	CAMA	6	250	1	4	2	18	0550	0500	1	32	32	+04	+04		3000	10.3	2	81	58	28.90
209	P248	011376	66	CHEV	CHEL	8	283	2	1	1	20	0600	0600	1	30	30	+05	+04		3500	11.2	2	80	58	28.91
210	P217	011076	66	CHEV	BELA	8	283	2	1	1	20	0430	0450	1	28	28	+06	+04		4000	12.0	2	74	54	28.81
211	P242	011376	67	CHEV	IMPA	8	283	2	1	1	24	0450	0600	1	30	30	+04	+04		4000	12.0	2	74	55	28.90
212	P215	011076	67	CHEV	IMPA	8	327	4	1	2	24	0420	0500	1	30	30	+05	+08		4000	13.2	1	73	54	28.81
213	P240	011376	67	CHEV	IMPA	8	396	4	1	1	24	0530	0500	1	31	31	+04	+04		4000	13.2	1	73	54	28.90
214	P247	011376	66	CHRY	NEWP	8	383	2	1	1	25	0600	0700	1	32	32	+12	+12		4000	13.2	1	77	56	28.98
215	P245	011376	65	DODG	DART	6	225	1	4	1	18	0700	0700	1	42	42	+02	+02		3000	10.3	2	72	54	28.98
216	P200	010976	67	FORD	FALC	6	200	1	3	2	20	0530	0550	1	38	38	+06	+06		3500	11.2	2	73	55	28.80
217	P255	011476	66	FORD	MUST	8	289	2	1	1	16	0470	0475	1	30	30	+06	+06		3000	10.3	2	75	56	28.93
218	P196	010976	67	FORD	FAIR	8	289	2	1	1	20	0580	0550	1	28	28	+09	+06		3500	11.2	2	72	54	28.77
219	P198	010976	66	FORD	STAW	8	352	4	1	1	25	0540	0500	1	32	31	+06	+06		4000	12.0	2	71	52	28.83
220	P264	011476	66	FORD	STAW	8	352	4	1	1	20	0570	0500	1	28	28	+04	+06		4500	14.0	1	78	56	28.92
221	P208	011076	66	FORD	STAW	8	390	2	1	1	20	0480	0480	1	27	27	+07	+06		4500	14.0	1	77	56	28.83
222	P257	011476	67	MERC	COUG	8	289	2	1	1	17	0550	0550	1	35	31	+06	+06		3500	11.2	2	73	54	28.92
223	P199	010976	66	OLDS	STAW	8	330	2	1	1	20	0520	0575	1	36	30	+07	+07		4000	12.0	2	72	54	28.89
224	P209	011076	65	OLDS	98	8	425	4	1	1	25	0620	0500	1	39	30	+07	+05		4500	14.0	1	75	56	28.82
225	P259	011476	67	PLYM	BELV	8	273	2	1	2	19	0650	0650	1	42	42	-05	-05		3500	11.2	2	72	54	28.95
226	P211	011076	66	PLYM	FURY	8	318	2	1	1	25	0600	0600	1	25	28	+02	-05		4000	12.0	2	74	55	28.80
227	P216	011076	66	PONT	LEMA	8	326	2	1	1	27	0575	0575	1	31	30	+08	+06		3500	11.2	2	75	55	29.86
228	P261	011476	66	PONT	BONN	8	389	4	1	1	27	0460	0500	1	35	30	+06	+06		4500	14.0	1	76	56	29.00
229	P263	011476	66	VOLK	SEDA	4	078	1	4	2	11	0810	0800	1	51	51	+03	+07		2000	8.3	2	78	58	28.97
230	P262	011476	67	VOLK	SEDA	4	091	1	4	2	11	0780	0780	1	53	53	+05	+07		2000	8.3	2	74	55	29.00

APPENDIX B - LISTING OF TEST VEHICLE USE AND MAINTENANCE DATA

Legend

VEH - Vehicle Number

YR - Model Year

MAKE - Vehicle Make

MODL - Vehicle Model

VIN - Vehicle Identification Number

ODOM - True Mileage

PRDATE - Purchase Date of Vehicle (1: 0-3 mos; 2: 3-12 mos; 3: 1-2 yrs; 4: over 2 yrs ago)

N - Purchased New or Used (1: New; 2: Used)

VMT - Yearly Vehicle Miles Traveled (1: 0-5000; 2: 5001-10,000; 3: 10,001-15,000; 4: 15,001-20,000; 5: 20,001-30,000; 6: over 30,000)

C - Downtown Driving (1: all; 2: most; 3: some; 4: none)

S - Suburban Driving (1: all 2: most; 3: some; 4: none)

F - Expressway Driving (1: all; 2: most; 3: some; 4: none)

W - Driving To and From Work (1: all; 2: most; 3: some; 4: none)

G - Shopping (1: all; 2: most; 3: some; 4: none)

B - Business Not To and From Work (1: all; 2: most; 3: some; 4: none)

V - Travel, Vacation, etc. (1: all; 2: most; 3: some; 4: none)

MFRREC - Vehicle Maintained to Manufacturer's Recommended Specifications (1: Yes; 2: No; 3: don't know)

LOC - Date of Last Oil Change (1: 0-6mos; 2: 6-12 mos; 3: over 1 yr; 4: don't know)

LTU - Last Tune Up (1: 0-6 mos; 2: 6-12 mos; 3: over 1 yr; 4 5: don't know)

W - Who performed tune up (1: dealer; 2: independent garage; 3: tune up clinic; 4: owner or friend; 5: don't know)

MOD - Altered Engine and/or Exhaust Components (1: Yes; 2: No; 3: don't know)

OPER - Vehicle Operated 50% of the Time on Unpaved Roads, in Competative events, or in Hauling or Transporting Loads Heavier than for which it was Designed.

D - Has Vehicle ever had Major Damage to: a) cooling system; b) engine; c) fuel tank; d) exhaust system; e: no damage. (1: Yes; 2: No; 3: don't know)

LEAD - If Unleaded fuel is Required, has Vehicle been operated on Leaded Fuel? (1: not required; 2: never; 3: once or twice; 4: occasionally; 5: regularly; 6: don't know)

H2S - Have You or Others Noticed a Hydrogen Sulfide (rotten eggs) Odor in this Vehicle's Exhaust? (1: never; 2: rarely; 3: occasionally; 4: regularly; 5: don't know)

LCI - Date of Last Chicago City Inspection. This is a 4 Digit code defined as Follows:

1st Digit - test group into which vehicle falls (1: vehicle with 9-12 month old valid stickers; 2: vehicles with 6-9 month old valid stickers; 3: vehicles with 3-6 month old valid stickers; 4: vehicles with 0-3 month old valid stickers; 5: vehicles which have never undergone a Chicago Emission Inspection; 6: vehicles having failed the inspection but not been corrected.

2nd Digit - year of inspection (9: don't know)

3rd & 4th Digit - month of inspection (99: don't know; 0: Not Chicago car)

APPENDIX B

LISTING OF TEST VEHICLE USE AND MAINTENANCE DATA

CHICAGO

VEH	YR	MAKE	MODL	VIN	ODOM	PRDATE	N	VMT	C	S	F	W	G	B	V	MFRREC	LOC	LTU	W	MOD	OPER	D	LEAD	H2S	LCI
001	75	CHEV	TRUC	CCV145J150147	17	1	1	1	4	4	4	4	4	4	4	3	4	4	5	3	3	22221	6	5	5999
002	75	CHEV	TRUC	CCV145J153324	9	1	1	1	4	4	4	4	4	4	4	3	4	4	5	3	3	22221	6	5	5999
003	75	CHEV	VAN	CGY165U164785	3128	1	1	3	4	2	3	2	3	4	3	1	1	1	1	2	2	22221	2	1	5999
004	75	CHEV	VAN	CGY165U130743	7634	2	1	2	4	3	2	3	4	4	2	1	1	1	4	2	2	22221	5	3	4507
005	75	DODG	TRAD	B11BE5X138845	13	1	1	1	4	4	4	4	4	4	4	3	4	4	5	3	3	22221	6	5	5999
006	75	FORD	F100	F10GCX30902	251	1	1	1	4	4	4	4	4	4	4	1	1	1	1	2	2	22221	2	5	5999
007	75	FORD	TRUC	F10GLX04452	1939	1	1	5	3	3	2	3	3	4	2	1	1	1	5	2	2	22221	2	5	5999
008	75	FORD	TRUC	F10YLX26757	7	1	1	1	4	4	4	4	4	4	4	1	1	1	1	2	2	22221	2	5	5999
009	75	FORD	F100	F10YLV29639	17031	2	1	1	3	3	3	4	4	1	4	1	1	1	1	2	2	22221	2	1	2501
010	75	GMC	TRUC	TCY145F724841	1428	1	1	3	4	1	3	3	3	3	3	3	1	1	1	2	1	22221	2	3	5999
011	75	AMMO	HORN	A5A067A163198	7233	2	1	3	3	2	3	3	2	4	3	1	1	1	1	2	2	22221	5	1	3502
012	75	BUIC	REGA	4J57H5H128947	2459	2	1	1	1	1	4	1	1	4	4	2	1	1	1	2	2	22221	5	3	4506
013	75	BUIC	ELEC	4V39T5H403355	16500	2	1	3	4	2	3	3	3	4	3	1	1	2	2	2	2	22221	2	1	4507
014	75	BUIC	LESA	4P57J5H413517	29788	2	1	6	3	3	3	4	4	1	4	1	1	2	1	2	2	22221	2	4	4509
015	75	CADI	DEVI	6D49S5Q250852	1859	1	1	3	3	3	3	4	4	1	4	1	1	1	1	2	2	22221	2	3	4506
016	75	CHEV	VEGA	1V15A5U170284	3311	2	1	2	4	1	3	2	2	4	3	1	4	4	5	2	2	22221	2	3	4506
017	75	CHEV	NOVA	1X27D5W174224	787	1	1	2	1	4	4	1	1	4	4	1	1	1	5	2	2	22221	2	5	5999
018	75	CHEV	MALI	1C37H5R426175	4756	2	1	2	3	2	3	2	3	4	3	1	1	1	5	2	2	22221	5	2	4506
019	75	CHEV	IMPA	1L39H5J116500	19026	2	1	5	3	2	2	4	4	1	4	1	1	4	5	2	2	22221	2	3	2501
020	75	CHEV	IMPA	1L47H51109050	19482	2	1	5	3	3	3	4	4	1	4	1	1	4	5	2	2	22221	2	5	4506
021	75	CHEV	CAPR	1N47U5J104371	2474	2	1	1	3	2	4	4	1	4	4	1	1	4	5	2	2	22221	2	1	4506
022	75	CHRY	NEWP	CL41M5C140434	9207	2	1	3	4	3	2	3	3	4	2	1	1	4	1	2	2	22221	2	2	4505
023	75	DODG	CHAR	XS22G5R170633	4370	2	1	2	4	4	3	4	3	3	3	1	1	1	1	2	2	22221	1	1	2501
024	75	DODG	DART	LH23C5B114085	2553	2	1	1	4	4	4	1	1	4	4	1	4	1	1	2	2	22221	2	4	5999
025	75	FORD	PINT	5X10Y164185	2274	1	1	2	4	2	4	3	3	4	3	1	1	1	1	2	2	22221	2	1	5999
026	75	FORD	ELIT	5C21H155339	9811	2	1	3	4	2	3	2	3	4	3	1	2	2	1	2	2	22221	2	2	5999
027	75	FORD	GRAN	5W82C12860	5117	2	1	2	4	2	3	3	3	3	3	1	1	1	4	2	2	22221	2	1	4506
028	75	FORD	LTD	5B63H103423	6533	2	1	2	3	2	3	4	3	3	3	1	1	4	5	2	2	22221	2	5	1411
029	75	FORD	LTD	5P68S107261	4742	2	1	2	3	3	3	3	3	4	4	1	4	4	5	2	2	22221	2	1	3503
030	75	MERC	COUG	5A93H521426	4163	2	1	2	4	3	3	4	3	3	2	1	1	1	1	2	2	22221	2	1	5999
031	75	MERC	MONT	5H11H516846	3986	2	1	2	4	2	2	4	2	4	2	1	1	1	1	2	2	22221	2	5	2503
032	75	OLDS	DELT	3N69K5E132071	7904	2	1	3	3	3	3	3	3	4	3	1	1	1	1	2	2	22221	2	5	3504
033	75	OLDS	CUTL	3J57K5D137876	2723	2	1	2	4	2	3	2	3	4	3	1	1	1	1	2	2	22221	2	1	5999
034	75	OLDS	98	3X37T5M192759	9637	2	1	4	3	3	2	2	4	4	2	1	1	1	1	2	2	22221	2	4	3504
035	75	PLYM	FURY	RH41G5A119554	7588	2	1	4	4	2	3	2	3	2	3	1	1	1	1	2	2	22221	2	1	3504
036	75	PLYM	DUST	VL29C5B227756	5002	1	1	3	3	3	3	3	3	3	3	2	1	1	2	2	2	22221	6	3	4509
037	75	PONT	CATA	2L57R5X121127	11350	2	1	4	2	4	4	2	4	4	4	3	1	1	1	2	2	22221	2	1	5999
038	75	PONT	LEMA	2F37M5P132620	4594	2	1	2	4	3	3	2	3	3	1	1	4	1	1	2	2	22221	2	4	5999
039	75	PONT	STAW	2P45W5X126577	9816	2	1	3	4	2	3	3	4	4	2	1	1	1	1	2	2	22221	2	4	5999
040	76	CAPR	SEDA	GAECRL08141	15	1	1	3	3	3	3	3	3	3	3	3	1	1	1	2	2	22221	2	5	5999
041	75	DATS	B210	HLB210091758	8649	2	1	2	4	2	3	3	3	4	3	1	1	1	1	2	2	22221	1	1	5999
042	75	HOND	CIVI	SGE1025357	2486	1	1	2	4	2	3	2	3	4	3	1	1	1	1	2	2	22221	1	1	5999
043	75	TOYO	CORO	RT119003069	4435	1	1	2	3	3	2	3	3	3	2	1	1	1	1	2	2	22221	1	1	4508
044	75	VOLK	SEDA	1152023704	6721	2	1	2	3	3	3	3	3	3	3	3	4	4	5	2	3	22221	1	1	5999
045	75	VOLK	DASH	3252063586	7256	2	1	3	4	3	2	3	4	4	3	1	1	1	1	2	2	22221	2	1	5999
231	75	AMMO	GREM	A5A465E123447	6313	2	1	3	4	2	4	2	3	4	4	1	1	1	1	2	2	22221	5	5	6509
232	75	AMMO	STAW	A54087H124689	5664	2	1	2	3	3	3	3	3	3	3	1	1	1	1	2	2	22221	2	1	2411
233	75	AMMO	MATA	A5C167H103385	7977	2	1	3	4	2	3	2	3	3	3	1	1	1	1	2	2	22221	2	1	4506
234	75	BUIC	SKYH	4S07C52105516	4190	2	1	2	4	3	2	2	3	4	4	1	1	2	1	2	2	22221	2	4	5999
235	75	BUIC	SKYL	4B27F5L101522	4343	2	1	2	4	2	3	3	2	4	3	1	1	1	5	2	2	22221	2	5	4506
236	75	BUIC	LESA	4P39J5X120229	10071	2	1	3	3	3	3	3	3	4	3	1	1	4	5	2	2	22221	5	1	6505
237	75	BUIC	REGA	4J57H5H118314	6963	2	1	1	4	4	1	1	1	4	4	3	2	1	1	2	2	22221	2	1	1410
238	75	BUIC	LESA	4P57J5H400582	5324	2	1	2	4	3	4	4	2	4	3	1	1	2	1	2	2	22221	2	2	3501
239	75	BUIC	ELEC	4X39T5H443999	11821	2	1	3	2	3	3	4	2	4	3	1	1	1	5	2	2	22221	2	1	6507
240	75	BUIC	STAW	4R45T5X100479	8944	2	1	3	4	2	3	1	4	4	3	1	1	1	1	3	2	22221	2	3	4506
241	76	CADI	SEVI	6S69R6Q453406	3065	2	1	3	3	2	3	3	3	2	3	1	1	1	1	2	2	22221	2	2	5999
242	75	CADI	DEVI	6D47S50116438	8104	2	1	2	4	3	3	4	4	4	2	1	1	1	1	2	2	22221	2	3	6507
243	75	CADI	DEVI	6D47S5Z179934	4216	1	1	3	3	2	3	3	3	4	2	1	1	1	1	2	2	22221	2	1	5999
244	75	CHEV	VEGA	1V77B5U159655	3089	2	1	2	3	3	3	3	3	3	3	1	1	1	1	2	2	22221	2	1	5999
245	75	CHEV	VEGA	1V77A5V151234	4755	2	1	2	2	2	3	1	2	4	3	1	1	4	5	2	2	22221	2	1	5999
246	75	CHEV	MONZ	1R07G52126535	5777	2	1	2	3	2	3	2	3	3	3	1	1	1	1	2	2	22221	2	1	3504
247	75	CHEV	NOVA	1X27D5W106306	9191	2	1	3	2	3	3	3	2	4	3	1	1	1	1	2	2	22221	2	3	2501
248	75	CHEV	NOVA	1X69G5W117235	7255	2	1	3	3	3	3	3	3	4	3	1	1	1	1	2	2	22221	2	3	4506
249	75	CHEV	CAMA	1S87H5N553355	4717	2	1	2	4	3	3	3	3	4	3	1	1	1	5	2	2	22221	2	1	3504
250	75	CHEV	CAMA	1S87H5N562412	7699	2	1	3	3	2	3	3	3	3	3	1	1	1	1	2	2	22221	2	4	3502
251	75	CHEV	VEGA	1V11B5U127072	5900	2	1	2	4	4	2	3	3	4	4	1	1	1	1	2	2	22221	2	4	3503
252	75	CHEV	MONT	1H57H5K412326	7785	2	1	4	4	2	4	4	4	2	4	2	1	1	1	2	2	22221	2	3	3502
253	75	CHEV	MALI	1G35H5D466295	2168	1	1	3	3	3	2	3	4	4	2	1	1	1	1	2	2	22221	5	2	4506
254	75	CHEV	MALI	1D37H5B435659	6870	2	1	2	3	3	3	2	2	4	3	1	1	1	1	2	2	22221	2	3	6504
255	75	CHEV	MONT	1H57H5R501392	1439	1	1	4	3	2	2	3	4	2	3	3	1	1	1	2	2	22221	2	5	5999
256	75	CHEV	MALI	1D37U5B406844	3414	2	1	1	4	2	4	1	4	4	4	1	1	2	2	2	2	22221	2	1	5999
257	75	CHEV	CAPR	1N39L5J117782	5858	2	1	2	2	3	4	4	1	4	4	1	1	1	1	2	2	22221	2	1	2412
258	75	CHEV	IMPA	1L39H5J72371	7756	2	1	2	4	4	4	2	4	4	4	1	1	4	5	3	3	22221	2	5	5999
259	75	CHEV	IMPA	1L39H5J164358	3699	2	1	2	4	2	4	2	4	4	4	1	1	1	1	2	2	22221	5	5	3502
260	75	CHEV	IMPA	1L39H5J164671	5493	2	1	3	3	2	3	3	2	4	4	1	1	1	1	2	2	22221	2	1	5999
261	75	CHEV	IMPA	1L47H5J144575	7082	2	1	3	2	4	3	4	3	4	2	1	1	1	1	2	2	22221	2	3	1410
262	75	CHEV	IMPA	1L57H5J122465	10288	2	1	2	4	4	2	2	4	4	4	1	1	1	5	2	2	22221	2	3	2411
263	75	CHEV	STAW	1N45U5J104398	8038	2	1	2	2	3	3	2	3	4	3	1	1	1	1	2	2	22221	2	3	3502
264	75	CHEV	STAW	1L35U5J181373	4382	2	1	2	3	3	3	2	4	3	4	1	1	1	2	2	2	22221	2	1	3503
265	75	CHEV	IMPA	1L39H5J169245	6874	2	1	3	3	3	2	2	3	3	3	1	1	4	5	2	2	22221	5	2	5999

LISTING OF TEST VEHICLE USE AND MAINTENANCE DATA

CHICAGO

VEH	YR	MAKE	MODL	VIN	ODOM	PRDATE	N	VMT	C	S	F	W	G	B	V	MFRREC	LOC	LTU	W	MOD	OPER	D	LEAD	H2S	LCI
266	75	CHEV	MALI	1D37H5B406713	9744	2	1	2	2	4	3	2	4	4	3	1	1	1	1	2	2	22221	2	1	3502
267	75	CHRY	CORD	5522K5A300862	6418	1	1	3	4	4	2	4	4	4	2	1	1	1	1	2	2	22221	2	1	5999
268	75	CHRY	NEWY	CS43T5C140791	4490	2	1	3	2	4	4	1	4	4	4	1	1	1	5	2	2	22221	5	4	5999
269	75	DODG	DART	LL29C5G157703	3750	1	1	2	4	2	2	2	3	3	3	2	1	1	1	2	2	22221	2	4	5999
270	75	DODG	DART	LL29G5G146726	3006	1	1	2	4	2	3	3	4	4	3	1	1	1	1	2	2	22221	2	4	4506
271	75	DODG	CORO	WH41G5A135741	4624	2	1	2	4	2	3	2	4	4	3	1	1	4	5	2	2	22221	1	5	2501
272	75	DODG	CHAR	XS22K5R289645	1653	1	1	4	4	2	3	1	1	4	1	1	1	1	1	2	2	22221	2	1	5999
273	75	DODG	MONA	DP43T5D121017	3468	2	1	3	3	3	3	3	4	4	4	1	1	1	1	3	2	22221	2	5	6506
274	75	DODG	MONA	DM41K5D104440	11003	2	1	2	4	2	2	1	1	4	1	1	1	4	5	2	2	22221	5	3	6999
275	75	FORD	STAW	5X12Y120502	5234	2	1	2	4	1	4	4	1	1	4	1	1	1	5	2	2	22221	2	4	5999
276	75	FORD	MUST	5F05Y163351	6864	2	1	3	3	3	3	4	3	2	4	1	1	1	1	2	2	22221	2	1	4509
277	75	FORD	PINT	5X12Z106358	890	2	1	2	4	4	2	4	2	4	2	1	1	1	1	2	2	22221	2	1	5999
278	75	FORD	STAW	5X12Z146928	6387	2	1	3	3	2	2	1	1	4	1	1	1	1	1	3	2	22221	5	1	5999
279	75	FORD	GRAN	5W81L188818	961	2	1	1	4	3	3	3	2	4	3	1	1	1	1	2	2	22221	2	1	4504
280	75	FORD	GRAN	5W81F141352	5646	2	1	2	3	3	3	3	3	4	3	3	2	4	5	2	2	22122	6	1	2501
281	75	FORD	GRAN	5W81F139605	10731	2	1	3	4	3	2	3	2	4	1	1	1	2	5	2	2	22221	2	3	5999
282	75	FORD	ELIT	5G21H187267	7430	2	1	2	4	2	4	3	4	4	3	1	1	1	1	2	2	22221	2	5	4504
283	75	FORD	TORI	5H31H172002	2843	2	1	2	4	3	3	3	3	4	3	1	1	1	1	2	2	22221	2	5	3503
284	75	FORD	LTD	5B66S164432	8247	2	1	3	3	2	3	4	4	4	1	1	1	1	1	2	2	22212	2	4	2501
285	75	FORD	LTD	5B63H170389	3893	2	1	2	3	2	3	4	4	4	2	3	1	1	1	2	2	22221	2	1	3502
286	75	FORD	LTD	5P63H104008	11202	2	1	3	3	3	3	3	3	2	4	1	1	1	1	2	2	22221	2	1	4506
287	75	FORD	LTD	5B63H106842	17337	3	1	4	4	3	2	4	4	1	4	1	1	2	1	2	2	22221	5	1	5999
288	75	FORD	LTD	5B66H176720	6759	2	1	2	3	4	3	3	4	3	4	1	1	4	5	2	2	22222	2	3	2501
289	75	FORD	LTD	5B625106799	4362	2	1	2	3	2	3	3	3	4	2	1	1	1	1	2	2	22221	2	5	3504
290	75	FORD	LTD	5V66S101464	5640	2	1	3	3	3	2	2	3	4	3	1	1	1	1	2	2	22221	2	1	3503
291	75	FORD	LTD	5365S106327	5283	2	1	2	3	3	2	3	1	4	1	1	1	4	4	2	1	22221	1	5	1411
292	75	FORD	STAW	5B72S152282	8916	2	1	4	3	2	2	2	3	2	3	1	1	1	1	2	2	22221	5	1	3503
293	75	FORD	STAW	5B76A167499	4686	2	1	2	3	3	3	3	3	4	3	1	1	1	1	2	2	22221	2	1	3502
294	75	LINC	MRK4	5Y89A803753	26391	2	1	4	4	2	4	2	4	4	4	1	1	1	1	3	2	22221	2	5	1411
295	75	MERC	MONA	5W38F539656	1559	2	1	2	4	3	3	1	3	4	1	1	1	1	1	2	2	22221	2	1	4506
296	75	MERC	MONA	5W37F520490	13211	2	1	3	4	4	2	2	3	4	3	1	1	1	3	2	2	22221	5	1	6509
297	75	MERC	COUG	5A93H528456	5194	2	1	2	4	2	4	2	4	4	4	1	1	1	5	2	2	22221	5	3	5999
298	75	MERC	MARQ	5Z63S543336	28	2	1	2	4	4	4	4	4	4	4	1	1	1	1	2	2	22221	6	5	4509
299	75	OLDS	STAR	BD07C52105817	10389	2	1	4	4	2	3	3	3	4	3	1	1	4	1	2	2	22221	2	1	6411
300	75	OLDS	OMEG	3B17F5L107493	3811	2	1	2	4	2	3	2	3	3	3	1	1	4	4	2	2	22221	2	1	5999
301	75	OLDS	CUTL	3J57K5M151516	12603	2	1	3	3	3	2	2	3	4	3	1	1	2	1	2	2	22221	2	3	4508
302	75	OLDS	CUTL	3G37K5M202103	9079	2	1	5	4	4	2	2	4	4	4	1	1	1	1	2	2	22221	2	1	5999
303	75	OLDS	CUTL	3J57K5M162904	5917	2	1	2	3	1	4	1	1	3	4	1	1	2	5	2	2	22221	2	5	5999
304	75	OLDS	98	3X39T5M130953	6362	2	1	2	1	4	4	1	4	4	4	1	1	1	1	2	2	22221	2	2	1412
305	75	OLDS	DELT	3N67R5X10963	7869	2	1	2	3	2	3	3	2	4	2	1	1	2	1	2	2	22221	2	2	5999
306	75	OLDS	STAW	3Q35T5X113320	12559	2	1	3	3	3	3	4	4	2	3	1	1	2	1	2	2	22221	2	1	2501
307	75	PLYM	VALI	VL41C5F102265	6810	2	1	3	4	1	4	4	4	1	4	1	1	1	1	2	2	22221	2	1	4506
308	75	PLYM	VALI	VH41G5F116314	1525	1	1	2	4	2	3	3	3	3	2	1	1	1	1	2	2	22221	2	3	5999
309	75	PLYM	STAW	RP46G5A178173	3415	1	1	2	4	2	3	4	2	4	3	1	1	1	1	2	2	22221	2	5	5999
310	75	PLYM	ROAD	RM21G5G180245	3459	1	1	2	4	2	3	4	3	3	4	3	1	1	1	2	2	22221	2	3	5999
311	75	PLYM	FURY	RH41K5D147024	5486	2	1	2	3	4	3	3	3	4	3	3	4	4	5	2	2	22221	6	5	6999
312	75	PLYM	VALI	VP41C5R106705	4701	2	1	1	4	1	1	1	1	4	1	3	1	1	1	2	2	22221	2	2	4506
313	75	PLYM	GRNF	PH41K5D107066	3610	2	1	2	2	4	4	1	4	4	4	1	1	1	1	2	2	22221	2	3	3502
314	75	PONT	ASTR	2V77B5515510	7509	2	1	1	4	4	1	1	1	4	4	1	1	1	1	2	2	22221	2	3	5999
315	75	PONT	VENT	2Y27F5L104376	7922	2	1	2	3	3	3	3	3	4	3	1	1	1	1	2	2	22221	5	4	2412
316	75	PONT	LEMA	2G29M5P114086	5005	2	1	1	4	2	4	4	1	4	4	1	1	1	5	3	2	22221	2	3	3501
317	75	PONT	LEMA	2D29M51512493	3219	2	1	2	2	4	4	2	4	4	4	3	1	1	1	2	2	22221	2	3	3502
318	75	PONT	LEMA	2D37M5P111314	11854	2	1	3	3	4	3	3	3	3	3	3	1	4	5	2	2	22221	2	4	2411
319	75	PONT	GRNV	2R49S5X145389	3015	1	1	3	3	3	2	2	3	4	3	2	1	1	1	2	2	22221	2	4	6508
320	75	PONT	GRNV	2R67S5P111639	15142	2	1	4	3	2	2	2	1	4	2	1	1	1	4	2	2	22221	2	4	4506
321	75	PONT	GRNP	2K57W5P157604	11233	2	1	3	4	2	3	2	3	4	3	1	1	2	5	2	2	22221	5	4	5999
322	75	AUDI	SEDA	8452026469	2842	1	1	1	4	4	4	4	4	4	4	1	1	1	1	2	2	22221	1	1	4508
323	76	CAPR	SEDA	GAECPG24066	31	1	1	3	3	3	3	3	3	3	3	1	1	1	1	2	2	22221	2	1	5999
324	76	CAPR	SEDA	GAECRD26474	8	2	1	1	4	4	4	4	4	4	4	1	1	1	1	2	2	22221	1	1	5999
325	75	COLT	SEDA	6P23V57001606	32	2	1	2	4	4	4	4	4	4	4	1	1	1	1	2	2	22221	1	1	5999
326	75	DATS	SEDA	HLS30204708	4707	2	1	2	3	3	2	4	3	2	3	1	1	1	1	2	2	22221	1	2	4506
327	75	DATS	SEDA	A14107259	1642	1	1	2	4	3	3	2	3	4	3	1	1	1	1	2	2	22221	1	1	3503
328	75	DATS	SEDA	JHL710047690	2396	1	1	2	4	2	3	2	2	4	3	1	1	1	1	2	2	22221	3	1	6999
329	75	FIAT	SEDA	128A11877055	2051	1	1	2	3	3	3	2	3	3	3	1	1	1	1	2	2	22221	1	1	5999
330	75	FIAT	SEDA	128A1940371	1539	1	1	2	3	2	3	4	2	3	3	1	1	1	1	2	2	22221	1	1	5999
331	75	HOND	CIVI	SGC1007648	5564	2	1	3	4	2	3	4	2	4	3	1	1	1	1	2	2	22221	1	5	4507
332	75	MAZD	STAW	SLA23W124189	2586	1	1	2	3	3	3	3	3	3	3	1	1	1	1	2	2	22221	1	1	5999
333	75	MAZD	RX4	SLA23S133518	61	1	1	2	3	3	3	3	3	3	3	1	1	1	1	3	2	22221	1	1	5999
334	75	MERB	SEDA	1140601211401	6318	1	1	2	3	2	3	3	4	2	3	1	1	1	1	2	2	22221	1	1	5999
335	75	MG	B	GHN5UE362910	7513	2	1	3	3	4	3	2	2	4	3	1	1	1	1	2	2	22221	1	1	4507
336	75	OPEL	1900	OL11M55085326	2768	1	1	2	4	3	3	1	1	4	3	1	1	1	1	3	2	22221	5	1	4508
337	75	OPEL	SEDA	OL11M55065766	3193	1	1	1	3	3	3	4	4	4	3	1	1	1	1	2	2	22221	2	1	5999
338	75	PORS	SEDA	4752907290	7975	1	1	3	4	2	3	2	3	4	3	1	1	1	1	2	2	22221	1	1	5999
339	75	TOYO	CORO	TE31058000	1872	1	1	3	4	2	3	2	3	4	3	1	1	1	1	2	2	22221	1	1	5999
340	75	TOYO	CELI	RA22011608	2357	1	1	2	4	3	3	2	3	3	3	1	1	1	5	2	2	22221	1	1	4505
341	75	TOYO	CORO	TE31035699	5557	1	1	2	2	3	3	2	3	4	3	1	1	1	4	2	2	22221	1	1	5999
342	75	VOLK	SEDA	1152022566	1737	2	1	2	3	3	3	3	3	3	3	3	4	4	1	2	2	22221	1	1	5999
343	75	VOLK	RABB	1753104184	15412	2	1	5	3	3	2	2	3	3	3	1	1	1	1	2	2	22221	2	1	5999
344	75	VOLK	RABB	1753173172	5554	1	1	4	3	3	2	1	4	4	4	1	1	1	5	2	2	22221	2	3	6509
345	75	VOLV	SEDA	VC24515B20063	6738	2	1	3	4	2	4	4	4	2	4	3	1	1	1	2	2	22221	1	1	5999

LISTING OF TEST VEHICLE USE AND MAINTENANCE DATA

CHICAGO

VEH	YR	MAKE	MODL	VIN	ODOM	PRDATE	N	VMT	C	S	F	W	G	B	V	MFRREC	LOC	LTU	W	MOD	OPER	D	LEAD	H2S	LCI
511	75	FORD	MAVE	5K92L126082	9800	2	1	3	3	2	3	2	3	4	3	1	1	2	1	2	2	22221	2	1	0
512	75	MERC	MONA	5W34L555140	910	1	1	3	4	4	2	4	4	4	2	3	1	1	1	2	2	22221	5	1	5999
513	75	OLDS	OMEG	3B69D5L111277	1337	1	1	1	3	2	3	1	3	4	4	1	1	4	5	2	2	22221	5	5	4505
514	75	PLYM	STAW	PP46M5D212686	1803	1	1	1	4	3	3	4	2	4	3	1	1	1	1	2	2	22221	2	1	5999
515	75	PONT	VENT	2Y27D5W111563	9000	2	2	3	4	2	3	2	4	4	3	1	1	1	4	2	2	22221	2	3	2502
516	75	BMW	SEDA	2363462	2567	1	1	1	4	4	4	4	4	4	4	3	1	1	1	3	3	22221	6	5	5999
517	75	BMW	SEDA	5020539	1738	1	1	2	3	3	3	4	2	4	3	1	1	1	1	2	2	22221	1	1	4507
518	75	SUBA	DL	A22L102455	31	1	1	1	4	4	4	4	4	4	4	1	1	1	1	2	2	22221	1	1	5999
519	75	MERB	SEDA	1150171203773	6697	2	1	3	4	2	3	1	4	1	4	1	1	1	1	2	2	22221	1	5	5999
520	75	PORS	914	4752907909	6	1	1	1	4	4	4	4	4	4	3	1	1	1	1	2	2	22221	1	1	5999
521	75	SAAB	99LE	99752005231	16587	2	1	5	3	3	2	3	4	3	3	1	1	1	1	2	2	22221	1	1	5999
522	75	AMMO	HORN	A5AQ87E136940	3317	2	1	1	4	2	4	4	1	4	1	1	1	4	5	3	2	22221	2	1	4506
523	75	AMMO	MATA	A5A857A103632	6740	2	1	2	4	3	3	2	3	4	3	1	1	1	1	2	2	22221	2	1	3504
524	75	DODG	STAW	DH46T5D40229	5442	1	1	6	3	3	2	2	3	4	3	1	1	1	1	2	2	22221	2	4	5999
525	75	MERC	MARQ	5Z62A507441	5864	2	1	2	2	4	4	1	4	4	4	3	1	1	5	3	2	22212	1	4	5999
526	75	BUIC	LESA	4P69J5X106414	6760	2	1	2	4	2	3	3	3	3	2	1	1	1	1	2	2	22221	2	1	1410
527	75	FORD	MUST	5F04F144242	7306	2	1	2	4	2	3	2	3	4	3	1	1	2	1	2	2	22221	2	1	6509
528	75	FORD	MAVE	5K92T179447	4960	2	1	2	2	3	3	3	2	4	3	1	1	1	5	2	2	22221	2	1	4509
046	74	AMMO	STAW	A4A887H318888	15862	3	1	2	3	3	3	2	2	4	2	1	1	1	4	2	2	22221	1	1	2411
047	74	BUIC	ELEC	4V39T4H421165	13087	3	1	2	3	3	3	4	3	3	3	1	1	2	1	2	2	22221	1	1	3504
048	74	BUIC	REGA	4J57H4H192855	6442	2	1	2	3	3	3	1	4	4	4	1	1	4	5	2	2	22221	1	1	3502
049	74	CHEV	VEGA	1V77A24160024	9458	3	1	2	4	3	3	3	3	4	1	2	3	4	2	2	2	22221	1	1	2411
050	74	CHEV	MONT	1H57H4B630752	5791	2	1	2	1	4	4	1	4	4	4	1	1	1	2	3	2	22221	4	5	4504
051	74	CHEV	NOVA	1X27D4K141232	11278	2	1	2	3	3	3	2	3	4	3	1	1	1	1	2	2	22221	2	1	6412
052	74	CHEV	CAMA	1S87H4N223232	8514	2	1	2	3	2	3	3	2	3	3	1	1	2	1	2	2	22221	3	1	1409
053	74	CHEV	IMPA	1L39H4J230346	13346	2	1	3	4	3	2	4	3	4	2	1	1	4	5	2	2	22221	1	5	2410
054	74	CHEV	CAPR	1N47R4J106055	22564	2	2	4	3	3	2	3	3	2	3	1	1	1	1	3	2	22221	2	1	2502
055	74	DODG	CHAR	WP29G4G199868	14717	3	1	3	2	3	3	2	4	4	2	1	1	2	1	2	2	22221	1	1	6412
056	74	DODG	DART	LL41C4R235325	14524	3	1	1	3	3	3	4	3	3	3	1	1	4	1	2	2	22221	1	1	4505
057	74	FORD	PINT	4X11X314650	10377	2	1	3	4	1	3	2	3	4	4	1	1	1	4	2	2	22221	1	1	6507
058	74	FORD	TORI	4H30F144729	22249	3	1	4	3	3	3	4	3	2	3	1	1	2	4	2	2	22221	1	1	2502
059	74	FORD	MAVE	4W92L167895	6056	2	1	2	4	3	3	4	1	4	4	1	1	1	1	2	2	22221	1	1	3502
060	74	FORD	LTD	4V62H137520	21549	3	1	3	2	3	3	2	3	4	3	1	1	1	1	2	2	22221	1	1	2503
061	74	FORD	LTD	4B68S226093	6507	2	1	2	3	3	3	2	2	4	4	1	1	1	1	2	2	22221	5	2	4503
062	74	LINC	CONT	4Y82A28713	20992	3	1	4	1	4	4	1	1	4	1	1	1	1	2	2	2	22221	1	1	5999
063	74	MERC	MONG	4H04F553526	7573	3	1	1	4	3	3	4	2	4	2	1	2	4	1	2	2	22221	1	1	4507
064	74	OLDS	CUTL	3J57K4M350739	9725	2	1	2	2	3	3	2	3	4	2	1	1	1	4	2	2	22221	1	1	3412
065	74	OLDS	DELT	3N67K4M137934	17429	3	1	3	2	3	3	2	3	4	3	1	1	2	2	2	2	22221	1	1	1408
066	74	OLDS	98	3V39T4M16428	26397	3	1	3	2	4	3	2	3	2	3	3	1	2	4	2	2	22221	5	1	3503
067	74	PLYM	STAW	RL45G4R253150	4996	3	1	2	3	3	3	4	3	3	1	1	1	4	5	2	2	22221	3	5	1407
068	74	PLYM	DUST	VL29C4B193666	19288	3	1	2	3	2	3	2	3	4	4	2	1	1	4	2	2	22221	4	5	6507
069	74	PONT	BONN	2N39R4X124653	5532	2	1	2	4	4	2	4	4	4	2	1	1	1	1	2	2	22221	2	1	1409
070	74	PONT	LEMA	2D29M41518505	7855	3	1	2	4	2	4	3	2	4	4	1	1	3	1	2	2	12222	1	1	1409
071	74	DATS	STAW	HL610819360	12035	2	1	3	3	2	3	1	3	3	1	1	1	1	1	2	2	22221	1	1	4505
072	74	MAZD	RX3	S124A156173	18357	3	1	3	3	3	3	2	3	4	3	1	1	1	1	2	2	22221	1	1	5999
073	74	TOYO	CORO	TE17099823	13650	3	1	2	4	2	4	3	2	4	4	1	2	2	4	2	2	22221	1	1	3503
074	74	VOLK	SEDA	1342685406	2769	2	1	2	3	3	3	2	4	4	4	1	1	1	1	2	2	22221	1	1	5999
075	74	VOLK	SEDA	1342605422	6315	2	1	3	3	3	3	3	2	3	4	1	1	2	1	2	2	22221	1	1	3502
346	74	BUIC	ELEC	4V39T4H438222	21813	2	1	5	3	2	3	2	3	3	3	1	1	2	2	2	2	22221	2	1	1410
347	74	CADI	DEVI	6D47R4Q258347	10617	2	1	3	3	3	3	2	3	4	3	1	1	1	1	2	2	22221	1	1	2412
348	74	CHEV	MALI	1D29H4I488325	7282	2	1	2	4	2	3	4	1	4	1	1	1	1	2	2	2	22221	5	1	4505
349	74	CHEV	CHEL	1D37H4B626638	23705	2	1	5	3	2	3	1	3	4	3	1	1	1	2	3	2	22221	4	1	1408
350	74	CHEV	CHEV	1L47H4J190345	13498	2	1	3	3	3	3	3	3	4	3	1	1	1	2	2	2	22221	1	1	3412
351	74	CHEV	CAPR	1N47P4J243103	23588	3	1	3	4	3	3	3	3	4	2	1	1	1	2	2	2	22221	4	1	4505
352	74	CHRY	NEWP	CL41M4C105293	5028	3	1	1	4	1	4	4	1	4	4	1	1	4	1	2	2	22221	2	1	1407
353	74	DODG	DART	LH23G4G199140	10360	3	1	2	1	4	4	2	3	4	4	1	1	1	1	2	2	22221	1	1	6502
354	74	FORD	TORI	4A30H196651	9719	2	1	3	3	3	3	1	1	3	3	2	1	1	1	2	2	21222	6	4	3503
355	74	FORD	LTD	4V63S152478	19226	2	1	5	3	3	3	3	4	3	3	1	1	1	3	2	2	22221	1	1	3502
356	74	FORD	THUN	4Y87A127920	6202	2	1	1	4	1	4	4	4	4	1	1	1	1	1	2	2	22221	1	1	4505
357	74	MERC	COUG	4B93S508246	20014	3	1	3	3	3	3	1	2	3	1	1	1	1	1	2	2	22221	2	2	4503
358	74	OLDS	CUTL	3J57K4M347221	11801	2	1	3	4	2	3	2	3	4	3	1	1	1	1	2	2	22221	1	1	4505
359	74	PLYM	FRYI	PL41K4D222974	6863	2	1	2	3	3	3	4	3	3	3	1	1	1	1	2	2	22221	2	1	3503
360	74	PONT	VENT	2Y27M4L102564	18704	2	2	2	2	3	3	4	4	2	3	1	1	1	2	2	2	22221	3	1	2501
361	74	PONT	GRNV	2P49W4P222943	9595	3	1	2	3	2	3	1	3	4	3	3	2	4	1	2	2	22221	3	5	1409
362	74	CAPR	COUP	GAECPT09319	5676	2	1	2	4	2	3	2	3	4	3	1	1	1	2	2	2	22221	1	1	6502
363	74	DATS	SEDA	HLB210051478	12967	2	1	3	3	2	2	2	2	4	3	1	1	1	2	3	2	22221	1	5	3503
364	74	OPEL	STAW	OL15ND9138741	23011	3	1	5	3	2	3	1	3	4	3	1	1	1	1	2	2	22221	6	5	6507
365	74	TOYO	CORO	RT104010395	12546	3	1	2	3	2	3	2	3	4	4	1	1	1	4	2	2	22221	1	1	5999
529	74	CHEV	NOVA	1Y17D4W178547	16000	3	1	4	3	3	2	3	3	3	2	1	1	1	4	2	2	22221	5	1	6509
530	74	CHEV	MONT	1H57L4K407909	24292	2	2	1	3	3	3	3	4	3	3	3	2	2	2	2	2	22221	1	5	6508
531	74	CHEV	STAW	1N35U4J162611	19442	3	1	2	3	2	3	1	1	4	1	1	1	1	1	2	2	22221	1	1	6507
101	73	AMMO	GREM	A3E465E151568	23030	4	1	2	3	3	3	3	3	4	3	1	2	2	2	2	2	22221	1	1	5999
102	73	BUIC	ELEC	4V37T3H434903	57597	4	2	5	3	3	3	3	4	2	3	1	1	1	1	1	2	22221	1	1	1411
103	73	CADI	DEVI	6D49R3Q211422	16036	4	1	2	4	3	3	4	3	4	3	1	1	2	1	2	2	22221	2	1	2410
104	73	CHEV	VEGA	1V77A3V294972	19032	4	1	2	3	1	2	1	1	4	4	1	1	3	1	2	2	22221	1	1	5999
105	73	CHEV	CHEL	1D37H3K492260	15789	4	1	2	4	2	3	2	2	4	4	1	1	2	1	2	2	22221	1	1	4505
106	73	CHEV	NOVA	1X27H3W174738	17329	3	1	2	4	3	3	4	1	4	1	1	4	4	5	2	2	22221	1	1	4504
107	73	CHEV	IMPA	1L57H3J204993	22388	4	1	3	3	2	3	3	3	2	3	1	1	2	4	1	2	22221	1	1	2411
108	73	CHEV	IMPA	1L39H3J109987	45195	4	1	4	4	2	2	4	1	4	3	1	1	1	2	2	2	22221	1	1	5999
109	73	CHEV	CAPR	1N47R3J275094	28048	3	1	3	3	3	3	4	3	3	3	1	1	1	2	2	2	22221	1	3	4504

LISTING OF TEST VEHICLE USE AND MAINTENANCE DATA

CHICAGO

VEH	YR	MAKE	MODL	VIN	ODOM	PRDATE	N	VMT	C	S	F	W	G	B	V	MFRREC	LOC	LTU	W	MOD	OPER	D	LEAD	H2S	LCI
110	73	DODG	DART	LH41C3R177478	36651	4	1	3	4	3	3	4	2	4	2	3	1	1	3	2	3	22221	1	1	4507
111	73	FORD	PINT	3X10X178048	11236	4	1	1	2	3	3	2	1	4	4	1	2	2	2	2	2	22221	1	1	2412
112	73	FORD	TORI	3H30H112985	32146	4	1	3	4	2	3	2	3	4	3	1	1	1	4	2	2	22221	5	1	3503
113	73	FORD	MUST	3F01F145824	23745	4	2	2	1	4	4	1	4	4	1	1	1	2	4	2	2	22221	1	1	1409
114	73	FORD	CUST	3G53H104069	59223	4	1	5	4	2	2	4	4	1	3	1	1	1	1	2	2	22221	1	5	4504
115	73	FORD	LTD	3G63S113841	14184	3	1	2	4	2	3	4	3	4	1	1	1	1	1	2	2	22221	1	1	4504
116	73	MERC	MONR	3Z44S518019	41496	4	1	3	4	2	3	3	3	2	3	1	1	2	2	2	2	22221	1	1	2401
117	73	OLDS	98	3X39T3M181714	15507	4	1	2	4	1	3	1	4	4	3	1	1	2	1	2	2	22221	2	1	5999
118	73	OLDS	CUTL	3J57K3M274119	26461	4	1	2	3	4	3	4	1	1	4	1	1	1	1	2	2	22221	1	5	3501
119	73	PLYM	SATE	RP23G3R334416	10182	3	1	2	2	3	3	2	3	4	4	1	1	4	1	3	2	22221	1	1	2411
120	73	PLYM	DUST	VL29C3B416990	8943	4	1	1	4	3	3	1	1	4	1	1	1	1	1	2	2	22221	1	1	2501
121	73	PONT	CATA	2L69M3P407210	19469	3	1	2	3	3	2	4	2	4	3	1	1	1	2	2	2	22221	4	3	3502
122	73	PONT	LEMA	2F37M3A224686	24004	4	1	3	3	3	3	1	1	4	1	1	1	3	2	2	2	22221	4	5	4504
123	73	DATS	SEDA	PL5104354594	23922	4	1	2	4	3	3	3	4	4	2	1	1	1	4	1	1	22212	1	1	5999
124	73	OPEL	STAW	549896575	40664	4	1	3	3	2	3	2	3	4	3	1	1	2	2	2	2	22221	3	1	2511
125	73	TOYO	CORO	TE21658223	9337	2	1	3	3	3	3	3	4	4	2	1	1	1	4	2	2	22221	1	1	4507
126	73	VOLK	412	4632035914	36693	2	2	3	3	3	3	3	4	3	3	3	1	4	5	3	2	22221	1	1	5999
127	73	VOLK	SEDA	1332318397	28267	3	1	3	3	3	3	2	3	4	3	1	1	2	1	2	2	22221	1	1	3503
366	73	BUIC	CNTY	4D37H3H232539	33822	4	1	4	3	2	3	2	3	2	2	1	1	1	2	2	2	22221	5	1	1410
367	73	BUIC	CNTY	4D37H3H251126	18661	3	1	2	4	3	3	2	3	3	3	1	1	2	4	2	2	22221	2	5	2412
368	73	BUIC	ELEC	4V39T3H483435	23709	4	1	3	3	2	3	3	3	1	4	1	1	1	2	2	2	22221	1	1	4506
369	73	CHEV	VEGA	1V77B3U403748	38660	4	1	3	3	3	3	2	3	4	3	1	1	1	2	2	2	22221	4	1	6501
370	73	CHEV	NOVA	1X27D3L117427	24036	4	1	2	3	3	3	3	3	3	3	3	1	1	2	2	2	22221	1	1	3503
371	73	CHEV	MONT	H57H31637369	19401	3	2	2	3	2	3	1	1	4	4	1	1	2	4	2	2	22221	1	1	4506
372	73	CHEV	CAPR	1N47R3J270204	20278	4	1	2	3	2	3	1	2	3	3	1	1	2	1	2	2	22221	3	1	5999
373	73	CHEV	MONT	1H57Y316B4364	24145	4	1	3	2	4	3	1	3	4	3	1	1	2	2	2	2	22221	1	1	5999
374	73	CHRY	NEWP	CL43M3C335371	19167	3	1	3	3	3	2	4	1	4	1	1	1	1	1	2	2	22221	6	1	4506
375	73	DODG	CORO	WH41G3A149393	21931	3	2	2	3	2	2	2	3	4	3	1	1	2	4	2	2	22221	2	1	1410
376	73	DODG	POLA	DM23K3D282404	35155	3	1	4	3	2	4	3	3	2	3	1	1	1	4	2	2	22221	1	1	3504
377	73	FORD	PINT	3X11X258272	28143	4	1	2	4	2	3	1	1	4	3	1	2	2	2	2	2	22221	1	1	2511
378	73	FORD	STAW	3H42H210976	16324	3	1	2	4	2	4	4	2	4	2	1	1	1	2	2	2	22221	1	1	3504
379	73	FORD	LTD	3667S270785	10825	3	1	1	3	3	3	2	1	4	3	1	1	3	2	2	2	22221	1	1	1409
380	73	FORD	STAW	3G76A124902	31681	2	2	2	4	2	3	4	2	4	3	3	1	4	5	3	2	22221	1	1	5999
381	73	MERC	COUG	3F91H547397	7114	4	1	1	3	3	2	3	3	2	3	1	1	1	1	2	1	22221	1	1	2503
382	73	OLDS	CUTL	3G37K3M517224	11958	4	1	2	3	2	3	1	1	3	3	1	1	1	3	2	2	22221	1	5	2411
383	73	OLDS	98	3V37T3M451155	32946	4	1	3	3	3	2	1	1	4	3	1	1	1	3	2	2	22221	2	1	3504
384	73	PLYM	FURY	PP43G3D158471	18839	4	1	2	3	3	3	4	3	3	2	1	1	2	4	2	2	22221	1	1	4505
385	73	PONT	FIRE	2S87M3N136594	31684	3	1	3	4	2	3	1	3	4	2	1	1	1	4	2	2	22221	2	1	3503
386	73	PONT	GRNP	2H37530181764	33405	2	2	3	3	2	3	3	3	4	3	1	1	1	2	1	2	22221	1	1	2503
387	73	CAPR	COUP	GAECMT42100	11260	4	1	1	2	4	2	2	4	4	3	1	1	1	2	2	2	22221	1	1	1409
388	73	MAZD	SEDA	S122A141104	27051	4	1	2	3	3	3	2	3	2	3	1	1	2	4	2	2	22221	1	1	2412
532	73	PONT	STAW	2P45W3X148675	21603	4	1	1	3	1	3	1	3	4	3	1	1	1	4	2	2	22221	2	1	6508
076	72	AMMO	HORN	A2A087A178550	19284	4	1	4	4	4	4	1	2	3	3	1	1	2	2	2	2	22221	1	1	2501
077	72	BUIC	ELEC	4V37T2H433940	34438	2	2	2	4	2	4	4	2	4	2	1	1	2	1	2	2	22221	1	1	4504
078	72	CADI	DEVI	6D49R20283927	49862	3	2	2	4	2	3	4	1	4	4	1	1	1	3	2	2	22221	1	1	3503
079	72	CHEV	VEGA	1V77B2U488865	21006	4	2	2	3	2	3	3	2	4	3	1	2	2	1	2	2	22221	6	1	5999
080	72	CHEV	MONT	1H57H2K563054	42161	4	1	6	3	3	3	1	3	4	3	1	1	1	4	2	2	22221	1	1	3503
081	72	CHEV	MONT	1H57H2K542759	25492	4	1	2	4	4	1	4	1	1	4	1	1	2	2	2	2	22221	1	1	1410
082	72	CHEV	NOVA	1X27F2W388641	44624	4	1	4	3	3	3	2	3	2	3	1	1	1	3	2	2	22221	1	1	2411
083	72	CHEV	IMPA	1M39H2J274723	52721	1	2	2	2	3	3	4	2	3	3	1	1	1	1	2	2	22221	1	1	4504
084	72	CHEV	CHEV	1N47R2J29G381	22508	4	1	1	4	3	3	3	2	4	2	1	1	1	4	3	2	22221	1	1	2501
085	72	DODG	CORO	WH41G2A101400	19083	4	1	1	4	3	3	4	3	3	3	1	1	1	2	2	2	22221	1	1	3503
086	72	FORD	PINT	2X11X300235	55136	3	2	4	4	3	2	3	4	4	2	1	1	1	4	1	2	22221	1	1	6508
087	72	FORD	TORI	2A38H152828	43851	4	1	3	3	3	3	2	3	4	3	1	1	2	2	2	2	22221	1	5	2512
088	72	FORD	MAVE	2K92T106001	39994	4	1	3	4	4	3	3	4	4	4	1	1	1	4	2	2	22221	1	5	3502
089	72	FORD	LTD	2G63H104112	44648	4	1	3	4	3	3	4	3	3	3	1	2	2	4	2	2	22221	1	2	1409
090	72	FORD	STAW	2G76S153209	39498	4	1	3	3	3	3	3	3	3	3	1	1	1	2	2	2	22221	1	1	1411
091	72	MERC	MONR	2Z56S559690	68547	2	2	2	4	3	2	2	3	4	3	1	1	2	1	2	2	22221	1	1	6507
092	72	OLDS	DELT	3L57H2M413639	24073	4	1	2	4	1	1	4	1	4	1	1	1	2	3	1	2	22221	1	1	4506
093	72	PLYM	VALI	VL41C2R163560	20285	4	1	2	4	1	4	1	1	4	1	1	1	3	1	1	2	22221	1	1	4508
094	72	PLYM	FRY3	PH43K2D273753	49780	4	1	3	3	3	3	4	4	2	4	1	1	1	3	2	2	22221	1	1	3502
095	72	PONT	GRNV	2P67W2P358727	44998	4	1	3	4	3	3	3	4	3	3	1	1	1	1	2	2	22221	1	1	6409
096	72	PONT	LEMA	2D37M2P165166	21994	4	1	5	4	2	3	2	3	4	3	1	1	1	4	2	2	22221	1	5	3504
097	72	DATS	SEDA	PL510360106	33913	4	1	4	3	3	2	3	3	4	2	1	1	1	1	2	2	22221	1	1	3504
098	72	TOYO	CORO	RT63005711	41208	4	1	4	4	2	3	2	3	4	3	1	1	1	4	2	2	22221	1	1	4507
099	72	VOLK	SEDA	1122095604	33467	4	1	3	3	3	3	2	3	4	3	1	1	1	2	2	2	22221	1	1	2411
100	72	VOLK	SEDA	1122513232	47018	4	2	4	3	3	2	2	3	4	3	1	1	1	1	2	2	22221	1	1	6505
389	72	AMMO	AMBA	A2A857H149419	38255	4	1	3	4	2	3	1	4	3	4	1	1	2	2	2	2	22221	1	1	6504
390	72	BUIC	SKYL	4D37H2H209939	13865	4	2	1	4	3	3	4	3	4	3	3	2	4	5	2	2	22221	6	1	1409
391	72	BUIC	LESA	4N69H2X112942	37239	4	1	2	3	2	3	4	2	3	3	1	1	2	1	3	2	22221	1	1	2412
392	72	BUIC	ELEC	4V39T2H449905	59809	4	1	4	4	4	2	4	4	4	2	1	1	1	3	2	2	22221	1	1	2412
393	72	CHEV	VEGA	1V11B2U189502	4401	4	1	1	4	1	4	4	1	4	4	3	2	2	4	2	2	22221	1	1	1409
394	72	CHEV	NOVA	1X27D2W426425	21656	3	2	1	4	2	4	1	1	4	4	1	1	2	2	2	2	22221	1	3	2412
395	72	CHEV	MONT	1H57H2K656067	28625	4	1	2	4	4	3	2	4	4	4	1	1	2	4	2	2	22221	3	1	1409
396	72	CHEV	IMPA	1M39H2J283994	20315	4	1	2	4	3	4	4	1	4	4	1	1	3	4	2	2	22221	2	1	2412
397	72	CHEV	STAW	1N35R2J215952	30317	4	1	2	3	4	3	4	3	4	1	1	1	1	2	2	2	22221	1	1	2412
398	72	CHRY	NEWP	CL23M2C130560	60497	2	2	1	1	4	4	4	1	4	4	1	1	1	2	2	2	22221	1	1	2501
399	72	DODG	DART	LH23C2B528844	10538	4	1	1	4	3	3	4	3	4	3	1	1	3	4	2	2	22221	1	1	2501
400	72	DODG	CHAR	WH23G165423	41691	4	1	4	3	3	3	3	2	4	2	1	1	2	2	2	2	22221	1	1	1409
401	72	FORD	PINT	2X10X282607	37790	4	1	2	3	3	3	2	3	3	4	1	1	1	3	2	2	22221	1	1	4504

LISTING OF TEST VEHICLE USE AND MAINTENANCE DATA

CHICAGO

VEH	YR	MAKE	MODL	VIN	ODOM	PRDATE	N	VMT	C	S	F	W	G	B	V	MFRREC	LOC	LTU	W	MOD	OPER	D	LEAD	H2S	LCI
402	72	FORD	TORI	2H27F232174	23855	4	1	2	3	3	3	4	3	3	3	1	2	3	4	2	2	22221	1	1	5999
403	72	FORD	LTD	2UG1H123183	55100	4	1	3	3	2	3	2	3	3	3	1	1	1	2	2	2	22221	1	1	6412
404	72	FORD	TORI	2H31H250444	29476	4	1	2	4	3	3	4	3	4	2	1	1	1	4	2	2	22221	1	1	1409
405	72	LINC	CONT	2Y82A818743	13374	4	1	2	2	3	3	4	3	4	3	1	1	1	1	2	2	22221	2	1	1408
406	72	MERC	MONT	2H07F624571	15636	4	1	2	4	3	3	1	1	4	3	1	1	1	2	2	2	22221	1	1	1410
407	72	OLDS	CUTL	3J57M2M237182	37569	4	1	3	4	3	2	1	1	3	2	1	1	1	4	2	2	22221	2	1	3503
408	72	OLDS	DELT	3N57H2M536127	37656	4	1	3	4	4	4	4	3	4	2	2	1	3	2	2	2	22221	1	1	4507
409	72	OLDS	98	3V39U2M445029	47245	4	1	2	3	4	3	4	4	4	1	1	1	1	2	2	2	22221	2	1	1408
410	72	PLYM	DUST	VL29G2B296936	55204	4	1	6	4	2	3	3	3	4	3	1	4	1	2	2	2	22221	2	5	1409
411	72	PONT	GRNV	2P49W2P343164	33352	4	1	2	4	1	1	1	1	4	1	1	1	2	4	2	2	22221	1	1	3504
412	72	CAPR	COUP	GAECLP65752	45623	4	1	2	3	2	3	2	3	4	3	1	2	2	2	2	2	22221	1	1	2411
413	72	OPEL	SEDA	512596547	43094	4	1	3	4	2	3	2	3	3	3	1	1	1	1	1	2	22221	1	1	5999
533	72	CHEV	STAW	1M45R2J170690	48750	4	1	2	4	1	4	1	1	4	4	1	1	1	2	2	2	22221	1	1	6506
128	71	BUIC	CNTR	466671Y15286	64500	4	1	4	3	3	2	3	3	2	3	3	1	2	2	2	2	22221	1	1	5999
129	71	BUIC	SKYL	433371H188059	30723	4	1	2	4	1	4	2	3	4	4	1	1	2	4	2	2	22221	1	1	1408
130	71	CHEV	VEGA	141771U134131	38576	4	2	2	4	3	3	2	4	4	3	1	1	1	1	2	2	22221	5	1	4505
131	71	CHEV	MALI	136371K145895	38678	4	2	3	3	3	3	3	4	3	3	3	1	2	2	2	2	22221	1	1	4506
132	71	CHEV	NOVA	113271W299929	45540	4	1	3	4	2	3	4	4	2	3	1	1	1	4	3	3	22221	6	1	5999
133	71	CHEV	IMPA	164471J20524	26742	4	1	2	2	3	3	3	2	4	2	1	2	1	2	2	1	22221	1	5	1410
134	71	CHEV	IMPA	164391S225744	24446	2	2	2	3	2	3	4	2	4	3	1	1	3	5	3	2	22221	1	1	3503
135	71	CHRY	NEWY	CH43T1C167745	61909	4	1	3	3	2	2	3	3	2	2	1	1	1	1	2	2	22221	1	1	2501
136	71	DODG	CORO	WL41G1A180781	22797	4	1	1	2	3	3	1	4	4	1	1	1	1	4	2	2	22221	1	1	3502
137	71	DODG	DART	LL41C1B413418	43137	4	1	3	3	3	3	1	3	4	3	2	1	1	2	2	2	22221	1	1	1408
138	71	FORD	PINT	1X11X276640	50265	4	1	3	3	3	3	3	2	3	3	1	1	2	2	2	2	22221	1	1	1409
139	71	FORD	TORI	1H25F124001	33897	4	1	3	4	2	4	2	4	4	4	1	1	2	1	2	2	22221	6	1	2512
140	71	FORD	MAVE	1K92T186158	36953	4	1	2	3	4	3	2	3	4	2	1	1	1	1	3	2	22221	6	1	4507
141	71	FORD	GALA	1G56H149899	52313	4	2	3	4	2	4	2	3	4	3	2	1	1	4	3	2	22223	1	1	2501
142	71	FORD	STAW	1G76S214486	40351	4	1	2	3	4	2	2	3	4	3	1	1	1	4	2	2	22221	1	1	2501
143	71	MERC	MARQ	1Z67K517862	41005	4	1	2	3	3	3	4	2	4	2	1	1	1	4	3	2	22221	1	1	1409
144	71	OLDS	TORO	396571M718683	42342	4	1	2	4	3	3	2	2	4	2	1	1	1	2	2	2	22221	1	1	2411
145	71	PLYM	DUST	VL29C1B276514	71954	4	1	4	4	2	3	2	3	4	3	1	1	1	4	2	2	22122	1	1	6504
146	71	PONT	GRNV	268491P335840	65594	4	2	4	3	2	3	3	3	4	3	1	1	1	4	1	2	22221	1	1	6999
147	71	PONT	LEMA	235371P164336	21638	4	1	1	4	2	3	2	2	4	3	1	1	1	2	2	2	22221	3	5	2501
148	71	DATS	SEDA	PL510229228	64981	3	2	3	3	2	2	3	3	3	2	1	1	2	1	2	2	22221	1	1	5999
149	71	TOYO	CORO	RT93005229	54897	3	2	3	3	3	2	2	2	3	3	1	1	1	2	2	2	22221	2	1	4506
150	71	VOLK	SEDA	1112638356	76671	4	1	4	3	3	2	3	3	3	2	1	1	1	1	2	2	22221	1	1	4504
414	71	AMMO	MATA	A1A197H158436	34778	4	1	3	2	3	3	3	3	3	3	1	1	1	2	2	2	22221	1	1	1410
415	71	BUIC	ELEC	484371H460089	38260	4	1	2	4	3	3	1	1	4	4	1	2	2	3	2	2	22221	4	1	6999
416	71	CADI	DEVI	683491Q115444	77306	4	2	5	3	3	3	3	3	2	3	1	1	1	2	2	2	22221	1	1	4508
417	71	CHEV	CAMA	124871N585676	39341	4	1	3	4	2	4	1	1	4	4	1	1	1	4	2	2	22221	1	1	4507
418	71	CHEV	MALI	136391K182150	42011	3	2	2	3	2	3	2	3	4	4	1	1	2	2	3	2	22221	1	1	1409
419	71	CHEV	MALI	136371K138114	38187	4	1	2	2	4	4	4	4	4	1	1	1	1	4	2	2	22221	1	2	2412
420	71	CHEV	MONT	138571K207094	50006	4	1	3	3	4	3	3	3	3	3	1	3	3	2	2	2	22212	1	1	3503
421	71	CHEV	CHEV	166391J125089	38970	4	2	3	2	3	3	3	2	4	3	1	1	2	2	2	2	22221	1	1	3503
422	71	CHEV	IMPA	164391J175103	24352	4	1	1	4	2	3	2	2	4	3	1	1	1	4	2	2	22221	6	1	4504
423	71	DODG	POLA	DL43L1D156313	34498	4	1	2	2	3	3	2	3	3	1	1	1	1	2	2	2	22221	1	1	4505
424	71	FORD	MAVE	1K92F181348	26963	4	1	2	4	3	3	2	3	4	3	1	2	2	2	2	2	22221	1	1	3504
425	71	FORD	STAW	1G72H207185	62860	4	1	6	4	3	3	3	3	3	3	1	1	2	1	2	2	22221	1	1	2502
426	71	FORD	LTD	1G62H219270	80311	3	2	2	4	2	3	1	1	4	1	1	1	2	2	2	2	22221	1	1	5999
427	71	FORD	THUN	1Y84N124618	26271	4	1	2	3	3	3	4	1	4	1	1	1	1	2	2	2	22221	1	1	1412
428	71	MERC	MONR	1Z56S616282	15205	4	1	1	4	3	3	4	2	3	3	1	2	2	1	2	2	22221	1	1	1410
429	71	OLDS	CUTL	336871M224157	58229	3	2	2	4	4	4	1	1	4	1	1	1	1	2	3	2	22221	1	1	4506
430	71	OLDS	CUTL	342571M145455	45533	4	1	2	3	3	3	1	3	3	3	1	1	1	2	2	2	22221	1	1	1409
431	71	PLYM	DUST	VL29C1B414282	26060	4	1	2	4	3	3	4	2	4	3	1	1	3	2	2	2	22212	1	1	1410
432	71	PLYM	SPOR	PH43K1D189576	46939	2	2	3	3	3	2	1	3	3	3	1	1	1	2	2	2	22221	1	1	4504
433	71	PONT	CATA	252691P347562	32994	4	1	2	3	4	2	4	2	3	2	1	1	1	2	2	2	22221	1	1	2412
434	71	OPEL	SEDA	319402610	38809	2	2	4	4	3	3	2	3	4	3	1	1	1	4	2	2	22221	1	1	5999
435	71	VOLK	STAW	2212115690	55138	4	1	2	2	4	4	4	2	4	2	1	1	1	1	2	2	22221	1	1	2412
151	70	AMMO	HORN	A0A060A168193	29984	4	1	1	4	4	3	4	1	4	4	1	1	1	2	2	2	22221	5	1	1410
152	70	BUIC	ELEC	48439UH273012	47818	4	1	2	4	3	3	4	3	4	2	1	1	1	2	2	2	22221	1	1	3503
153	70	CHEV	NOVA	113270W138783	68773	4	1	3	4	3	3	2	3	4	3	1	1	1	2	2	2	22221	1	1	2412
154	70	CHEV	MALI	136690A104594	29905	4	2	1	4	4	2	4	4	4	2	1	1	2	4	2	2	22221	1	1	4504
155	70	CHEV	MALI	136370R221340	55934	4	1	2	3	3	3	1	4	4	4	1	1	1	4	2	2	22221	1	1	3503
156	70	CHEV	BELA	156690J235730	84719	4	2	6	4	3	2	1	3	4	2	1	1	1	4	3	2	22221	6	1	5999
157	70	CHEV	CAPR	166390J141628	58345	4	1	3	3	2	2	4	2	2	2	1	1	2	3	2	2	22221	1	1	6503
158	70	DODG	CHAR	XP29G0G111719	50626	4	1	3	4	2	2	2	2	2	2	1	1	1	4	2	2	22221	1	1	1412
159	70	DODG	DART	LL41C0R223044	29391	3	2	1	3	2	3	4	2	4	2	3	2	4	2	3	2	22221	2	1	6504
160	70	FORD	MUST	0F03F161725	31284	4	1	2	3	3	3	2	3	4	3	1	2	2	2	2	2	22221	1	1	4506
161	70	FORD	FAIR	0B29F146062	32436	4	1	2	3	3	3	1	1	4	4	1	1	1	4	2	2	22221	1	1	3503
162	70	FORD	LTD	0G62H250528	42259	3	2	2	4	2	2	4	3	4	3	1	1	1	4	2	2	22221	1	1	4505
163	70	FORD	LTD	0G62H189851	53292	4	1	2	3	1	3	2	2	4	3	1	1	1	2	2	2	22221	1	1	2501
164	70	MERC	MONR	0Z44Y598072	54527	4	2	6	4	3	3	2	3	4	3	1	1	1	4	2	2	22122	1	1	1409
165	70	OLDS	CUTL	342570Z14069	65050	4	1	3	3	3	3	1	3	4	3	1	1	2	2	2	2	12222	1	1	1410
166	70	PLYM	STAW	PM46L0D284429	61428	4	1	3	4	2	3	3	3	4	2	1	1	1	2	2	2	22221	6	1	5999
167	70	PONT	LEMA	237370P147539	59275	4	1	2	4	2	3	2	3	4	4	1	1	1	4	2	2	22221	1	1	3502
168	70	VOLK	SEDA	1102285280	59563	4	1	3	3	3	3	3	4	3	1	1	1	1	2	2	2	22221	1	1	6507
169	70	VOLK	SEDA	1102669858	48100	2	2	5	4	2	2	2	4	4	4	1	1	1	2	2	2	21222	1	1	5999
436	70	BUIC	SKYL	435370H201663	69407	4	2	1	3	3	3	3	3	3	3	3	1	1	2	2	2	22222	1	5	4505
437	70	BUIC	LESA	454690X149979	45470	4	1	2	4	2	3	4	3	4	2	1	1	1	2	2	2	22221	1	1	1411
438	70	CADI	COUP	J0261551	33220	4	1	2	4	2	4	3	3	4	3	1	2	2	3	2	2	22221	1	1	5999

LISTING OF TEST VEHICLE USE AND MAINTENANCE DATA

CHICAGO

VEH	YR	MAKE	MODL	VIN	ODOM	PRDATE	N	VMT	C	S	F	W	G	B	V	MFRREC	LOC	LTU	W	MOD	OPER	D	LEAD	H2S	LCI
439	70	CHEV	NOVA	114270W309764	35321	4	1	2	3	3	3	4	3	3	3	1	1	1	1	2	2	22221	1	1	2510
440	70	CHEV	MONT	138570L173115	34587	4	1	1	4	4	2	2	3	4	4	1	1	2	2	2	2	22221	1	5	3504
441	70	CHEV	IMPA	164690J218587	35826	4	2	2	3	2	3	4	1	4	1	1	4	2	1	2	2	22221	1	5	1409
442	70	CHEV	IMPA	164370J208223	41859	4	1	3	3	2	3	3	2	4	3	1	1	3	2	2	2	11222	1	1	6504
443	70	CHRY	NEWP	CL43L0C211229	92560	4	1	4	3	3	2	2	3	4	3	1	1	1	3	2	2	12222	1	1	3402
444	70	FORD	MAVE	0K91T296315	41465	3	2	2	4	1	4	1	4	4	4	1	1	1	2	2	2	22221	1	1	5999
445	70	FORD	MUST	0F01H173685	74652	4	1	4	4	3	2	3	3	4	2	1	1	2	4	2	2	21222	1	1	6508
446	70	FORD	LTD	0G62Y131788	35034	4	2	2	2	4	4	4	2	4	2	1	2	2	2	2	2	22221	1	1	2412
447	70	FORD	THUN	0J84N133782	32876	4	1	2	4	2	3	1	4	4	1	1	1	1	4	2	2	22221	6	2	5999
448	70	MERC	COUG	0F91H555280	32532	4	2	1	4	3	3	4	2	4	3	1	2	2	2	3	2	22221	1	1	1409
449	70	OLDS	DELT	354370X104445	62960	4	2	3	3	3	3	4	3	3	3	1	1	1	2	2	2	22221	1	1	3501
450	70	OLDS	98	384690M294897	58869	4	1	3	3	3	2	4	4	2	4	1	1	2	2	2	2	22221	1	1	3504
451	70	PLYM	BARR	BH23G0B154521	44168	4	1	2	3	3	3	3	3	3	4	1	1	1	4	2	2	22221	1	1	6412
452	70	PLYM	BELV	RL21G0A150199	39156	4	1	2	2	4	3	4	4	2	2	1	1	1	4	2	2	22221	1	1	1412
453	70	PONT	CATA	252370P185752	45530	3	2	3	3	3	2	3	3	3	3	1	1	1	2	2	2	21222	1	1	6508
454	70	PONT	BONN	262670X114151	86852	4	1	3	3	2	2	3	3	4	3	3	1	1	4	3	3	22221	2	5	5999
455	70	DATS	SEDA	PL510108787	17872	4	1	4	1	4	4	4	1	4	4	1	1	1	2	3	2	22221	1	1	4506
456	70	TOYO	CORO	KE17030519	38785	4	1	2	3	3	2	2	3	4	3	1	2	2	2	3	2	22221	1	1	5999
170	69	BUIC	ELEC	484579H268430	50637	3	2	3	4	4	1	1	4	4	1	1	1	2	2	2	2	22221	1	1	2501
171	69	BUIC	STAW	444669H130276	41407	4	1	2	4	2	4	1	4	4	1	1	1	1	2	2	2	22221	1	1	4507
172	69	CHEV	NOVA	114279W326726	46246	4	2	2	2	4	3	2	4	4	3	1	1	2	1	2	2	22221	1	1	2412
173	69	CHEV	CHEL	136679K443290	49374	4	1	2	4	2	3	4	1	4	3	1	1	1	2	2	1	22221	1	5	5999
174	69	CHEV	MALI	136699A349137	47758	4	1	2	2	4	4	2	3	4	4	1	1	3	2	2	2	22221	6	1	3503
175	69	CHEV	IMPA	1643994223309	26290	4	1	1	3	2	3	4	3	4	3	1	1	1	2	2	2	22221	1	1	4504
176	69	CHEV	IMPA	164399J223038	70929	4	1	2	4	4	4	1	1	4	4	1	1	1	4	3	2	22212	1	1	3503
177	69	CHRY	STAW	CP45G9C129455	68477	3	2	3	3	3	3	2	3	4	3	1	1	1	4	2	2	22212	1	1	3504
178	69	FORD	FAIR	9K331116676	39483	4	1	2	4	2	4	2	4	4	4	1	1	1	2	2	2	22221	4	1	5999
179	69	FORD	TORI	9H42F218873	72218	4	1	1	1	4	4	1	1	4	4	1	1	2	2	2	2	22221	1	1	2501
180	69	FORD	GALA	9G56H231429	73594	3	2	3	3	2	3	1	4	4	2	1	1	1	2	2	2	22221	1	1	3504
181	69	FORD	LTD	9G64Y196231	69228	4	1	3	3	2	2	2	2	4	3	1	1	1	4	2	2	22122	1	1	3502
182	69	MERC	MARQ	9Z66K610890	55149	4	2	2	3	3	3	4	1	4	1	1	1	2	4	1	2	22221	1	1	6999
183	69	OLDS	98	386699M383802	43982	4	1	1	2	3	3	4	2	4	3	1	1	1	2	2	2	12222	1	1	1411
184	69	PLYM	STAW	PM46F9D220494	50907	4	2	2	3	3	3	2	2	4	3	3	1	2	2	2	2	22212	6	1	6508
185	69	PONT	TEMP	233699B111222	52421	4	1	2	4	2	3	3	3	4	3	1	1	2	2	2	2	22221	2	3	1410
186	69	PONT	CATA	252379P200626	45868	2	2	2	3	2	3	4	2	4	3	1	1	1	4	2	2	22221	6	1	5999
187	69	VOLK	KOMB	239118040	73331	4	2	3	3	3	2	2	3	4	3	1	1	1	2	2	2	22221	1	1	4506
457	69	AMMO	AMBA	A9A897S163769	33941	4	2	1	2	3	4	4	2	2	4	1	1	1	2	2	2	22221	1	1	1410
458	69	CADI	DEVI	B9167179	54465	4	1	6	4	4	4	1	1	4	4	1	1	1	4	1	2	22221	2	1	2412
459	69	CHEV	BISC	153699F054185	57641	4	2	2	2	3	3	2	2	4	4	1	1	1	2	2	2	22221	1	1	6999
460	69	CHEV	IMPA	164699J29657	75493	4	1	2	1	4	4	1	4	4	1	1	4	1	4	2	2	22221	2	5	3503
461	69	CHEV	STAW	166469J303042	67427	4	1	3	4	3	2	2	2	4	3	1	1	2	4	2	2	22221	1	1	6412
462	69	DODG	CORO	WH23F9G26904	32443	4	1	2	4	2	3	4	2	4	3	1	1	2	2	2	2	22221	1	1	2512
463	69	DODG	CORO	WP23F9G167603	66181	4	1	2	3	2	2	1	2	4	3	1	1	2	2	2	2	22221	1	1	5999
464	69	FORD	MUST	9F01F178914	62882	4	2	2	4	3	3	2	2	4	4	1	1	2	2	2	2	22221	1	1	6999
465	69	FORD	TORI	9K42H120626	70406	4	1	1	4	3	4	1	4	4	4	1	1	1	2	2	2	22221	6	5	5999
466	69	FORD	STAW	9G76N183360	48323	4	1	1	2	3	3	4	3	3	4	1	2	1	4	2	2	22221	1	1	3503
467	69	OLDS	CUTL	336879H313801	54490	3	2	3	1	4	4	1	4	4	4	1	2	1	4	2	2	21222	1	1	6409
468	69	OLDS	DELT	64699M301274	43347	4	1	2	3	3	3	4	3	4	3	1	1	1	4	2	2	22221	5	1	4504
469	69	PLYM	VALI	VL41A9B272374	46175	4	1	2	3	2	3	2	3	4	3	1	1	1	2	2	2	22221	6	1	6504
470	69	PLYM	FRY3	PM43H9D116020	68119	4	2	3	3	3	4	2	3	3	3	2	1	2	2	2	2	22221	1	1	6507
471	69	PONT	EXEC	256699X151427	53658	4	1	2	3	2	3	3	2	4	3	1	1	2	1	2	2	22221	1	1	2502
472	69	TOYO	CORO	RT4319044	33592	4	1	1	4	1	4	4	1	4	4	1	2	1	2	2	2	22221	1	2	5999
473	69	VOLK	SEDA	119067433	73375	4	2	3	3	3	3	2	3	3	3	1	2	2	4	2	2	22221	1	1	3503
188	68	AMMO	RAMB	A8A97B195160	30982	4	1	1	2	3	3	2	3	4	4	1	1	3	3	2	2	22221	2	1	4507
189	68	BUIC	STAW	444658H296980	44896	4	2	2	4	2	3	2	3	4	4	1	4	2	4	2	2	22212	6	5	2412
190	68	CHEV	IMPA	164398J281753	68269	1	2	3	3	2	4	3	2	4	3	1	4	4	5	2	2	22221	1	2	6506
191	68	CHEV	MALI	136378K228474	49465	4	1	1	4	3	3	1	1	4	1	1	1	1	2	2	2	22221	1	1	5999
192	68	CHEV	IMPA	164478J104208	36585	4	2	1	4	2	4	4	1	4	1	1	1	2	1	2	2	22221	1	1	2411
193	68	CHEV	IMPA	164478J303215	46979	4	1	1	3	2	3	3	2	4	3	1	1	1	1	2	2	22221	1	3	6508
194	68	CHRY	STAW	CE46G8C286348	58171	4	1	1	3	3	3	3	3	3	3	1	1	1	4	2	2	22221	1	1	3503
195	68	DODG	CORO	WP41F8C282312	64506	4	2	3	3	2	3	4	2	4	3	1	1	1	4	2	2	22221	1	1	2412
196	68	FORD	MUST	8F01T219029	94796	3	2	1	4	2	3	2	3	3	3	1	4	2	2	2	2	22221	1	1	5999
197	68	FORD	FAIR	8A30C245116	53377	4	1	2	1	4	4	1	4	4	4	1	1	2	2	2	2	22212	1	1	3502
198	68	FORD	LTD	8G62F137559	51536	4	1	2	4	2	3	4	2	4	3	1	1	1	2	3	2	22221	1	1	4504
199	68	MERC	MONT	8244Y611406	40162	4	1	1	4	2	4	2	3	4	3	1	1	2	2	1	2	21222	1	1	6999
200	68	OLDS	CUTL	356778M188797	71263	4	2	3	3	3	3	3	3	3	3	1	1	1	4	2	2	22221	1	1	6508
201	68	PLYM	STAW	RP46F8G161618	77805	4	2	2	4	4	3	4	4	4	2	1	1	1	2	3	2	22221	2	1	6503
202	68	PONT	LEMA	237378P170451	84510	4	2	2	4	2	3	3	3	3	3	1	4	4	2	2	2	22221	1	1	5999
203	68	PONT	BONN	262878X160099	63961	3	2	5	2	4	3	1	4	4	3	1	1	1	2	2	2	22221	1	1	2411
204	68	VOLK	SEDA	118444867	58916	3	2	1	4	3	3	4	4	1	1	1	3	3	1	2	2	22221	1	1	3503
474	68	BUIC	RIVI	49487H945799	41052	4	2	2	4	1	4	1	4	4	4	1	1	2	2	2	2	22221	1	1	5999
475	68	CADI	FLEE	H8270541	44600	4	1	2	3	3	4	4	3	4	3	1	1	1	1	2	2	22122	1	1	4506
476	68	CHEV	MALI	136378K230238	66173	4	2	3	4	2	4	2	4	4	4	1	1	1	2	2	2	22221	1	5	6508
477	68	CHEV	STAW	156458J296958	62462	4	1	2	4	2	3	2	3	4	3	1	1	1	2	2	2	22221	1	5	6507
478	68	CHEV	IMPA	164478J237919	56719	4	1	2	4	2	4	1	2	4	2	3	1	2	2	2	2	22221	1	1	6506
479	68	DODG	DART	LL41B8B428929	50394	4	1	2	3	3	3	4	3	4	2	1	1	1	4	2	2	22221	1	1	5999
480	68	FORD	FAIR	8K35C142708	49805	4	2	2	4	2	3	2	3	4	3	1	1	2	1	2	2	22212	1	1	6507
481	68	FORD	STAW	8G74Y230551	61643	4	1	2	3	3	3	3	2	4	1	1	1	1	4	2	2	22221	1	1	1409
482	68	FORD	STAW	8G76Y224659	53452	2	2	2	4	2	3	2	2	4	3	3	1	1	4	2	2	22221	1	1	4504
483	68	OLDS	98	386698M171286	70445	4	1	3	4	2	4	4	4	2	1	1	1	1	2	1	2	22221	1	1	3503

LISTING OF TEST VEHICLE USE AND MAINTENANCE DATA

CHICAGO

VEH	YR	MAKE	MODL	VIN	ODOM	PRDATE	N	VMT	C	S	F	W	G	B	V	MFRREC	LOC	LTU	W	MOD	OPER	D	LEAD	H2S	LCI
484	68	PLYM	STAW	PM45G8D261485	50229	2	2	2	3	3	3	4	3	2	3	1	1	1	4	2	2	12222	1	1	6501
485	68	PONT	TEMP	235678R198345	31773	1	2	2	4	2	3	2	3	4	4	3	4	4	5	3	3	22221	1	1	6506
486	68	VOLK	TRAN	2310180 1M	64959	4	2	3	3	3	3	3	3	4	2	1	1	1	4	2	2	21222	1	1	6507
205	67	AMMO	STAW	A7KS80A162463	65130	4	1	1	3	2	3	2	2	4	4	1	1	2	4	2	2	22221	1	1	5999
206	67	BUIC	LESA	454397D140343	54364	4	1	1	4	3	3	4	2	1	3	1	1	2	2	2	2	22221	1	1	1409
207	66	BUIC	ELEC	484396H290545	74331	4	2	2	1	4	4	1	4	4	4	3	4	4	5	3	3	22221	6	1	6507
208	67	CHEV	CAMA	124377L134483	86978	4	2	1	3	3	3	2	3	3	4	1	1	1	4	2	2	22221	1	1	6999
209	67	CHEV	CHEL	136177K218929	134915	2	2	1	4	3	3	4	2	2	3	3	1	1	4	2	2	22221	2	1	4504
210	65	CHEV	IMPA	164395J160020	89656	4	2	2	4	2	4	4	1	4	1	1	1	1	2	2	2	22221	1	1	3503
211	67	CHEV	IMPA	164697S201971	80589	2	2	3	4	4	2	1	4	4	4	3	1	2	2	2	2	22221	1	1	2501
212	67	CHEV	CAPR	166397J241475	61831	3	2	2	3	3	3	3	3	3	3	1	1	2	4	2	2	22122	1	1	1409
213	67	CHEV	IMPA	164397J144630	63571	4	1	1	4	4	1	1	1	4	4	1	1	1	2	2	2	22221	1	1	6508
214	66	CHRY	NEWP	CL42G63232239	109161	2	2	2	2	3	3	1	1	4	3	1	1	1	4	2	2	22221	1	1	3503
215	66	DODG	DART	LL41B69125764	81553	2	2	3	3	3	3	3	3	4	3	1	1	1	2	2	2	22212	1	1	1410
216	66	FORD	MUST	6F07T741827	81189	3	2	5	3	3	2	1	4	4	4	1	1	1	4	2	2	22221	1	1	1409
217	66	FORD	MUST	6F07C140051	59130	4	1	1	4	1	4	4	2	3	3	1	1	1	4	2	2	22221	1	1	4505
218	65	FORD	FAIR	5K43C190228	88684	4	2	3	2	3	3	4	3	4	2	2	1	1	4	2	2	12222	1	5	1409
219	66	FORD	GALA	6G64X131393	92264	4	2	2	4	4	2	1	2	4	3	1	2	2	2	2	2	22221	1	5	1409
220	65	FORD	THUN	5Y87Z133540	91911	4	2	1	4	4	2	4	4	4	1	1	1	2	2	2	2	22221	1	1	4508
221	67	FORD	LTD	7C62H115524	52110	4	2	1	4	4	4	2	4	4	4	1	1	1	4	2	2	22221	1	1	1409
222	67	MERC	COUG	7F1CG12652	49472	4	1	2	4	2	4	4	1	4	4	1	1	3	2	2	2	22221	2	1	6503
223	67	OLDS	CUTL	336177M372191	75672	3	2	2	4	2	3	3	3	4	3	1	1	1	4	2	2	22221	1	1	3503
224	66	OLDS	98	384396M106854	64526	4	2	1	3	3	3	4	3	3	3	1	1	2	2	2	2	22221	1	1	2411
225	65	PLYM	FURY	52185078	95590	4	2	3	2	3	2	4	3	2	3	1	1	1	4	2	2	22221	1	5	6507
226	65	PLYM	FURY	P352199734	69774	4	1	2	3	2	3	2	3	4	3	1	1	3	2	2	2	22221	1	1	4505
227	67	PONT	LEMA	237177K139025	56510	4	1	6	1	1	1	1	4	4	1	1	1	1	2	3	2	22221	6	5	3502
228	65	PONT	BONN	262396P263053	80646	4	2	1	4	2	3	2	3	4	4	3	1	2	2	2	2	22221	1	1	5999
229	66	VOLK	SEDA	117411681	143677	2	2	3	3	4	2	3	4	3	4	3	1	2	2	2	2	22221	1	1	4507
230	66	VOLK	TRAN	HB118311	61658	3	2	2	3	3	2	4	3	3	2	1	1	1	4	2	2	22221	1	1	3503
487	67	AMMO	STAW	E0712796708	42718	4	1	2	3	2	3	2	3	4	3	1	1	1	2	2	2	22221	1	1	3503
488	67	AMMO	REBE	A7KA97H163656	89518	4	1	3	3	3	3	2	3	4	3	1	1	1	2	2	2	22221	1	5	3504
489	67	BUIC	ELEC	484397H137952	39702	1	2	1	4	2	3	2	3	4	3	1	1	1	2	2	2	22221	1	1	5999
490	66	CADI	FLEE	P6136230	52610	3	2	2	4	2	3	4	2	4	3	1	1	1	2	2	2	22221	1	1	5999
491	66	CHEV	NOVA	116376N171371	69044	4	2	3	2	3	3	1	1	4	4	1	1	1	3	2	2	22221	1	1	3502
492	67	CHEV	MALI	136177K180663	79830	4	2	2	4	3	2	4	3	3	2	3	1	1	4	2	2	22221	1	3	2412
493	67	CHEV	BELA	156697J112687	75529	4	1	2	4	2	3	3	2	4	3	1	1	2	2	2	2	22221	1	1	2501
494	67	CHEV	STAW	164357F171241	81272	4	1	1	4	3	3	4	4	4	2	1	1	1	2	2	2	22221	1	1	3503
495	67	CHEV	STAW	164357L153304	104834	4	2	4	3	3	3	4	4	2	4	1	1	2	2	2	2	22122	1	1	1411
496	66	CHEV	STAW	164356J299045	59980	4	2	2	2	4	3	4	4	2	4	1	1	1	2	2	2	22221	1	5	6506
497	67	DODG	CORO	WP23F77161856	86544	4	1	2	3	4	2	2	3	4	3	1	1	1	2	2	2	22221	1	1	3504
498	66	DODG	MONA	DH23G64116783	93949	4	2	3	4	2	3	3	2	4	3	1	1	2	4	3	2	22221	1	1	6502
499	66	FORD	MUST	6F07T344112	77530	4	2	2	4	3	3	2	3	4	4	1	1	3	4	2	2	12222	1	1	4506
500	67	FORD	MUST	7F03C154294	53162	3	2	2	2	4	3	1	4	4	4	1	2	3	2	2	2	22221	1	1	6999
501	66	FORD	STAW	6E74C264278	117942	4	2	5	2	3	3	4	3	3	3	1	1	1	4	2	2	22221	1	1	2412
502	66	FORD	LTD	6N60X166859	86348	4	2	3	4	4	1	4	1	1	4	3	1	1	3	2	2	11212	6	1	5999
503	65	FORD	STAW	7G74H211505	70539	4	1	3	3	3	3	4	3	4	3	1	1	1	1	2	2	12222	1	1	3504
504	67	LINC	CONT	7Y82G816912	110698	4	2	6	4	2	4	1	4	4	4	3	1	1	1	1	2	22221	1	1	5999
505	65	OLDS	88	356395C132059	77738	2	2	4	2	4	3	2	3	3	3	1	1	1	2	2	2	22221	6	1	6999
506	65	PLYM	BARA	52V89591011	144027	4	1	1	4	2	3	4	2	4	3	1	1	1	4	2	2	22221	1	1	5999
507	66	PLYM	VIP	PS43C62216527	62889	4	1	2	4	1	4	1	4	4	4	2	1	2	2	2	2	12222	3	1	5999
508	65	PONT	LEMA	237375K134695	95531	1	2	2	4	3	3	1	1	1	1	1	1	4	5	2	2	22221	1	1	5999
509	65	PONT	GRNP	266575P295740	63325	4	2	1	3	2	3	1	2	4	3	1	1	1	2	2	2	22221	1	1	1410
510	66	PONT	BONN	262396X128271	50412	4	1	3	3	1	3	1	1	4	1	1	2	1	1	2	2	22221	1	1	4505

APPENDIX B

LISTING OF TEST VEHICLE USE AND MAINTENANCE DATA

HOUSTON

VEH	YR	MAKE	MODL	VIN	ODOM	PRDATE	N	VMT	C	S	F	W	G	B	V	MFRREC	LOC	LTU	W	MOD	OPER	D	LEAD	H2S	LCI
001	75	CHEV	TRUC	CCV145F321516	20996	2	1	5	3	3	3	4	4	4	3	1	4	4	5	3	2	22221	1	5	0
002	75	CHEV	TRUC	CCV145S165726	4426	2	1	3	2	3	3	2	3	3	3	1	1	1	1	2	2	22221	2	1	0
003	75	CHEV	TRUC	CCV145A124183	7808	2	1	2	2	4	4	1	4	4	4	1	1	1	4	2	2	22122	1	1	0
004	75	CHEV	TRUC	CCV145F321521	14970	2	1	3	3	3	3	4	4	2	2	1	4	4	5	3	2	22221	1	5	0
005	75	DODG	TRUC	B11AE5X046259	9861	2	1	2	3	3	2	2	3	4	2	1	1	1	1	2	2	22221	2	1	0
006	75	FORD	TRUC	F10BLV60875	12526	2	2	3	4	2	4	2	4	4	4	1	1	1	1	2	2	22221	2	1	0
007	75	FORD	TRUC	F10GLV60910	6801	2	1	3	3	3	2	1	1	4	1	1	1	1	1	2	2	22221	2	5	0
008	75	FORD	TRUC	F10YKV42149V5	12562	3	1	2	3	2	3	4	2	4	3	1	1	1	1	2	2	22221	2	1	0
009	75	FORD	TRUC	F10HKV42145	17856	2	1	4	3	3	2	2	2	2	4	1	4	1	2	2	2	22221	2	1	0
010	75	GMC	TRUC	TCY145A505290	3101	1	1	2	3	3	3	3	3	3	3	1	1	1	1	2	2	22221	6	5	0
011	75	AMMO	HORN	A5A087A315703	6349	2	1	3	3	3	2	2	3	4	3	1	1	1	1	2	2	22221	2	5	0
012	75	BUIC	CENT	4H57H5H107166	20317	2	1	4	3	3	2	3	3	3	3	1	1	1	1	2	2	22221	2	1	0
013	75	BUIC	STAW	4R45T5X133261	4646	2	1	3	4	2	3	3	1	4	3	1	4	4	5	2	2	22221	5	4	0
014	75	BUIC	REGA	4J57J5H167238	5072	2	1	2	4	2	3	4	2	4	3	1	1	1	1	2	2	22221	2	1	0
015	75	CADI	DEVI	D47S5Q183543	19058	2	1	4	4	4	2	4	4	1	4	1	1	1	1	2	2	22221	2	1	0
016	75	CHEV	VEGA	1V77B5V155757	13325	2	1	3	3	2	3	2	3	4	3	1	1	1	2	2	2	22221	5	5	0
017	75	CHEV	NOVA	1X69D5L124597	15333	2	1	3	3	2	3	1	2	1	1	1	1	2	1	2	2	22221	2	4	0
018	75	CHEV	MALI	1D37H5R458357	8455	2	1	3	4	2	3	4	3	4	2	1	1	1	1	2	2	22221	2	1	0
019	75	CHEV	IMPA	1L57H5S116292	30238	2	1	6	3	2	2	4	4	2	3	1	1	4	1	2	2	22221	2	3	0
020	75	CHEV	IMPA	1L69H5J106797	19097	2	1	4	3	4	3	3	4	4	3	1	1	2	1	2	2	22221	2	1	0
021	75	CHEV	STAW	IN45U5S122370	13583	2	1	4	3	3	2	3	3	4	3	1	1	1	1	2	2	22221	2	1	0
022	75	CHRY	NEWP	CL41M5C114521	7523	2	1	3	4	2	3	2	3	4	3	1	1	2	1	2	2	22221	4	1	0
023	75	DODG	CORO	WH23G5G140010	12787	2	1	3	4	2	3	4	1	4	1	1	1	1	1	2	2	22221	2	1	0
024	75	DODG	DART	LH41C5R135279	7991	2	1	2	4	2	3	4	2	4	3	1	1	2	1	2	2	22221	2	1	0
025	75	FORD	PINT	5T10Y146780	5636	2	1	3	4	3	2	2	3	4	4	1	1	1	1	2	2	22221	2	1	0
026	75	FORD	GRAN	5W81F132853	8651	2	1	3	3	2	3	4	2	4	2	1	1	1	1	2	2	22221	2	1	0
027	75	FORD	MAVE	5K92L126076	9444	2	1	2	3	2	3	3	2	4	3	1	1	1	3	2	2	22221	2	5	0
028	75	FORD	LTD	5P62H113304	7979	2	1	2	4	2	3	2	4	4	4	1	1	1	1	2	2	22221	2	1	0
029	75	FORD	LTD	5V64S100585	17984	2	1	5	3	3	3	4	4	2	3	3	1	1	1	3	2	22221	5	1	0
030	75	MERC	MARQ	5Z63S560496	5241	2	1	3	4	2	3	2	2	4	2	1	1	1	1	2	2	22221	2	1	0
031	75	MERC	COUG	5A93H519603	1718	2	1	4	3	3	2	2	3	4	3	1	1	1	4	2	2	22221	2	1	0
032	75	OLDS	DELT	3N67K5X123047	6938	2	1	3	3	2	2	4	3	2	3	1	1	1	1	2	2	22221	2	1	0
033	75	OLDS	STAW	3J45K54116794	15231	2	1	4	3	3	2	2	3	3	4	1	1	1	1	2	2	22221	2	1	0
034	75	OLDS	DELT	3N39T5M210656	15335	2	1	4	3	3	3	3	4	3	3	1	1	2	5	2	2	22221	2	3	0
035	75	PLYM	FURY	RP23G5G175669	10398	2	1	3	3	3	3	2	3	3	3	1	1	1	1	2	2	22221	2	1	0
036	75	PLYM	VALI	VP23C5B230771	3781	1	1	3	4	2	2	2	2	4	2	1	1	1	1	2	2	22221	2	5	0
037	75	PONT	CATA	2L69R5X102210	7560	2	1	3	3	2	3	2	3	4	3	1	1	1	1	2	2	22221	2	3	0
038	75	PONT	LEMA	2F37M51509094	3239	2	1	1	3	2	3	3	2	4	3	1	1	1	1	2	2	22221	2	1	0
039	75	PONT	STAW	2P45W5X110819	16080	2	1	3	4	2	2	3	2	3	3	1	1	1	2	2	2	22221	2	4	0
040	76	CAPR	SEDA	GAECRE50959	886	1	1	2	3	2	3	3	2	4	3	1	1	1	5	2	2	22221	2	1	0
041	75	DATS	SEDA	HLB210553489	14288	2	1	5	3	2	3	4	4	2	4	1	1	1	1	2	2	22221	1	1	0
042	75	HOND	CVCC	SGE1029866	3660	1	1	3	3	2	3	2	3	4	3	1	1	1	1	2	2	22221	1	1	0
043	75	TOYO	CORO	RT119002133	7797	2	1	3	3	3	3	1	4	4	4	1	1	1	1	2	2	22221	1	1	0
044	75	VOLK	SEDA	1352165011	6900	2	1	3	3	2	3	2	3	4	3	1	1	1	1	2	2	22221	1	1	0
045	75	VOLK	DASH	335Z086967	5474	2	1	2	3	2	3	3	2	3	4	1	1	1	1	2	2	22221	2	1	0
231	75	AMMO	GREM	A5E465E136116	8481	2	1	2	4	2	2	3	1	4	4	1	1	1	1	3	2	22221	2	1	0
232	75	AMMO	HORN	A5A087H133278	8689	2	1	3	3	3	3	2	3	2	3	1	1	1	1	2	2	22221	5	1	0
233	75	AMMO	MATA	A5C167N161710	14009	2	1	4	3	3	2	2	3	3	3	1	1	1	1	2	2	22221	2	1	0
234	75	BUIC	SKYH	4S07C52100657	22350	2	1	5	3	2	3	3	3	2	2	1	1	4	5	2	2	22221	2	4	0
235	75	BUIC	APOL	4B69F5L113549	2621	2	1	2	3	3	2	4	3	4	2	1	1	1	1	2	2	22221	2	1	0
236	75	BUIC	CENT	4D37J5H101127	19041	3	1	4	4	2	2	2	2	4	3	1	1	1	1	2	2	11222	2	1	0
238	75	BUIC	LESA	4P39J5X122339	5694	2	1	3	3	2	3	3	3	4	3	1	1	1	1	2	2	22221	2	1	0
240	75	BUIC	ELEC	4V39T5H464308	11334	2	1	3	4	3	3	4	4	4	3	1	1	1	2	2	2	22221	2	1	0
244	75	CHEV	VEGA	1V77B5U174619	6561	2	1	2	3	2	3	2	3	4	4	1	1	1	1	2	2	22221	2	3	0
245	75	CHEV	VEGA	1V15B5C128974	4782	2	1	2	3	2	3	4	2	4	3	1	1	1	1	2	2	22221	2	3	0
246	75	CHEV	MONZ	1R07G52119044	3735	2	1	2	4	2	3	4	4	2	4	1	1	1	1	2	2	22221	2	1	0
247	75	CHEV	NOVA	1X27D5L147306	7592	2	1	3	3	3	2	2	3	4	4	3	4	4	5	3	2	22221	6	5	0
248	75	CHEV	NOVA	1X27G5L119422	6878	2	1	2	4	1	1	1	1	4	1	1	2	2	1	2	2	22221	2	1	0
249	75	CHEV	CAMA	1S87H5N594913	5677	2	1	2	4	2	3	4	2	4	3	1	1	1	1	2	2	22221	2	1	0
250	75	CHEV	NOVA	1X69H5L102484	4390	2	1	2	4	2	3	2	3	4	4	1	1	1	1	2	2	22221	2	1	0
252	75	CHEV	MONT	1H57H5A513950	2259	1	1	3	3	3	2	4	3	4	2	1	4	1	5	2	2	22221	2	1	0
253	75	CHEV	MONT	1H57H5R449702	6941	2	1	2	4	4	1	2	3	4	3	1	1	1	1	2	2	22221	2	1	0
263	75	CHEV	CAPR	1N39U5J109083	35721	2	1	5	3	3	3	1	3	1	3	1	1	1	1	2	2	22221	5	1	0
264	75	CHEV	IMPA	1L47U5J115625	23810	2	1	5	3	3	1	1	4	4	4	2	1	2	5	3	2	22221	2	1	0
266	75	CHEV	CAPR	1N67Y5S115559	9695	1	2	3	3	3	3	3	3	3	3	1	1	4	1	2	2	22221	6	1	0
267	75	CHRY	CORD	SS22G5RZ42898	14025	2	1	4	3	3	2	3	3	4	3	1	1	1	1	2	2	22221	2	1	0
270	75	DODG	DART	LH23G5B251848	1971	2	1	1	3	3	3	4	4	2	2	1	4	4	5	2	2	22221	5	5	0
272	75	DODG	CHAR	XS22K5R276206	1211	2	1	1	3	3	2	4	2	4	2	1	1	1	1	2	2	22221	2	1	0
273	75	DODG	MONA	DP43M50154575	13506	2	1	3	3	2	3	1	1	4	1	1	1	2	4	2	2	22221	2	5	0
275	75	FORD	MUST	5F02Y213959	3526	2	1	2	4	2	2	2	4	4	4	1	1	1	1	2	2	22221	2	1	0
277	75	FORD	MUST	5F03Z127407	17209	2	1	5	3	3	3	1	1	4	1	1	1	1	2	2	2	22221	2	1	0
281	75	FORD	GRAN	5E83F166954	9290	2	1	4	3	2	2	3	3	3	3	1	1	1	1	2	2	22221	2	1	0
282	75	FORD	ELIT	5G21H172888	6721	2	1	2	4	4	2	2	3	3	3	1	1	1	1	2	2	22221	2	1	0
284	75	FORD	ELIT	5G21S160976	7532	2	1	2	3	2	3	2	3	4	3	1	1	1	1	3	2	22221	2	1	0
285	75	FORD	LTD	5B63H128134	29361	3	1	5	3	3	2	4	4	2	4	1	1	1	1	2	2	22221	5	4	0
286	75	FORD	TORI	5A30H113268	43336	2	1	6	4	3	2	2	4	3	3	1	1	1	1	2	2	22221	2	1	0
287	75	FORD	ELIT	5G21H201931	5418	2	1	1	3	2	3	2	3	2	3	1	1	4	5	2	2	22221	2	1	0
289	75	FORD	LTD	5465S1306492	18985	2	1	6	3	2	2	1	3	3	4	1	1	1	1	2	2	22221	2	1	0
290	75	FORD	LTD	5J68S112997	19079	2	1	3	4	2	3	2	4	4	3	1	1	1	1	2	2	22221	2	1	0
293	75	FORD	LTD	5U66A127651	15240	2	1	3	4	3	3	2	4	4	3	1	1	1	3	2	2	22221	2	1	0

APPENDIX B CONT'D

LISTING OF TEST VEHICLE USE AND MAINTENANCE DATA

HOUSTON

VEH	YR	MAKE	MODL	VIN	ODOM	PRDATE	N	VMT	C	S	F	W	G	B	V	MFRREC	LOC	LTU	W	MOD	OPER	D	LEAD	H2S	LCI
294	75	LINC	CONT	5Y81A870562	11498	2	1	4	3	3	3	2	3	2	3	1	1	1	1	2	2	22221	2	1	0
295	75	MERC	MONA	5W34F548589	8186	2	1	4	3	2	3	2	3	4	3	1	1	1	1	2	2	22221	2	1	0
297	75	MERC	COUG	5A93H529560	9367	2	1	3	3	2	3	2	3	3	4	1	1	1	1	2	2	22221	2	1	0
298	75	MERC	MARQ	5Z63S537885	13698	2	1	5	2	3	2	4	3	2	3	1	1	1	1	2	2	22221	2	1	0
300	75	OLDS	OMEG	3B69F5L110776	4331	2	1	3	3	3	2	2	1	4	3	1	1	1	1	2	2	22221	5	5	0
308	75	PLYM	VALI	VP41G5R101747	11358	2	1	4	3	3	2	3	3	4	2	1	1	2	5	2	2	22221	5	4	0
311	75	PLYM	FURY	RH41K5A180682	9247	2	1	4	4	3	2	2	4	2	4	1	1	1	1	2	2	22221	2	1	0
312	75	PLYM	FURY	PP43M5D157860	14760	2	1	5	3	3	3	3	3	4	3	1	1	1	1	2	2	22221	2	1	0
313	75	PLYM	FURY	PP29K50117357	13655	2	1	4	3	3	2	4	3	2	3	1	1	1	1	2	2	22221	2	3	0
314	75	PONT	ASTR	2V15B5C107720	5260	2	1	3	4	2	3	2	3	4	4	1	1	2	1	2	2	22221	2	3	0
318	75	PONT	LEMA	2G29M5P205634	4683	1	1	4	4	4	2	2	3	4	1	1	4	4	5	3	2	22221	2	5	0
320	75	PONT	GRNV	2R49S5X131658	13084	2	1	3	4	2	3	4	3	3	3	1	1	2	1	2	2	22221	2	1	0
321	75	PONT	STAW	2P45W5X151809	16464	2	1	3	3	3	3	3	3	3	4	1	1	2	1	2	2	22221	2	5	0
322	75	AUDI	FOX	8552052660	3716	2	1	4	4	3	2	4	3	2	3	1	1	1	1	2	2	22221	1	1	0
323	76	CAPR	SEDA	CAECPA20226	3128	2	1	2	1	1	1	1	1	4	3	1	4	4	5	2	2	22221	2	1	0
325	75	COLT	COLT	6M21K59103104	8132	1	1	6	4	3	2	2	3	3	4	1	1	1	1	2	2	22221	1	1	0
326	75	DATS	SEDA	HLB210552962	8924	2	1	3	3	2	3	2	3	4	2	1	1	1	1	2	2	22221	1	1	0
327	75	DATS	B210	HLB210571128	10312	2	1	5	3	4	2	2	3	4	4	1	1	1	1	2	2	22221	1	1	0
328	75	DATS	SEDA	HLB210097619	9312	2	1	4	4	3	2	3	4	4	2	1	1	1	1	2	2	12222	1	1	0
329	75	VOLK	RABB	1753326748	4295	2	1	1	2	3	1	1	2	3	2	1	4	4	5	2	1	22221	4	5	0
330	75	FIAT	SEDA	128AC0200517	299	2	1	4	4	3	3	2	3	4	3	1	1	1	1	2	2	22221	1	1	0
331	75	HOND	CVCC	SGC1026648	4065	1	1	3	4	2	3	3	4	3	3	1	1	1	1	2	2	22221	1	1	0
332	75	MAZD	SEDA	SLA23S136128	2293	1	1	1	3	3	3	4	4	4	4	1	1	1	1	2	2	22221	6	5	0
333	75	MAZD	SEDA	SLA23S131189	5255	1	1	2	3	3	3	4	4	4	4	1	1	1	1	2	2	22221	6	5	0
335	75	MG	B	GHN5UF375012G	4795	2	1	1	3	2	3	2	3	4	3	1	1	1	1	2	2	22221	1	1	0
336	75	OPEL	SEDA	5155117849	7489	2	1	4	3	3	3	3	4	4	3	1	1	1	1	2	2	22221	3	1	0
338	75	PORS	914	4752900348	10117	1	2	3	4	2	3	4	3	2	3	1	1	1	5	2	2	22221	1	1	0
340	75	TOYO	CELI	RA22020054	8266	2	1	3	3	2	3	2	3	3	1	1	2	2	1	2	2	22221	1	1	0
341	75	TOYO	STAW	TE38020737	6556	1	1	3	4	2	4	2	2	4	4	1	4	4	5	2	2	22221	1	1	0
342	75	VOLK	SEDA	1352139343	7541	2	1	3	3	2	2	3	3	3	3	1	1	1	1	2	2	22221	1	5	0
343	75	VOLK	RABB	1753101592	11366	2	1	4	3	2	3	2	3	4	3	1	1	1	1	2	2	22221	2	3	0
345	75	VOLV	SEDA	VC24415B10436	20290	2	1	5	3	3	2	2	3	3	3	1	1	1	1	2	2	22221	1	1	0
511	75	FORD	GRAN	5W83L186532	5067	2	1	4	3	3	3	3	3	3	3	1	1	1	1	2	2	22221	2	3	0
512	75	MERC	MONA	5W34L539772	7811	2	1	2	4	2	4	4	4	1	4	1	1	1	5	2	2	22221	2	1	0
513	75	OLDS	OMEG	3B27D5L108669	6681	2	1	2	3	2	3	2	3	3	3	1	1	1	1	2	2	22221	2	4	0
514	75	PLYM	GRNF	PH41K5P136621	5717	2	1	3	4	2	4	4	1	1	4	1	1	1	1	2	2	22221	2	5	0
515	75	PONT	LEMA	2F37M5A11248	15548	2	1	4	3	2	3	2	4	3	3	1	1	2	1	2	2	22221	2	1	0
516	75	BMW	SEDA	2380403	335	1	1	1	3	3	3	4	4	4	4	1	1	1	1	3	2	22221	6	5	0
517	75	BMW	SEDA	3190531	320	2	1	1	3	3	3	4	4	4	4	1	1	1	1	3	3	22221	6	5	0
518	75	SUBA	SEDA	A22L102269	2401	1	1	3	4	2	3	3	2	4	3	1	1	1	1	2	2	22221	1	1	0
519	75	MERB	230	11501712045 56	9081	2	1	2	3	3	3	3	4	3	3	1	4	4	5	3	2	22221	6	5	0
520	75	PORS	914	4752904571	10681	2	1	3	3	2	4	2	4	4	4	1	1	1	1	2	2	22221	1	1	0
521	75	SAAB	SEDA	99752006672	284	1	1	1	3	3	3	4	4	4	4	1	1	1	1	3	2	22221	6	5	0
522	75	AMMO	GREM	A5A465E160278	4140	2	1	1	3	2	2	2	2	4	3	1	1	1	1	2	2	22221	2	1	0
523	75	AMMO	HORN	A5A087A260547	3504	2	1	2	3	2	3	1	1	4	1	1	4	1	5	2	2	12222	2	5	0
524	75	DODG	MONA	DP41K5D244882	4457	1	1	4	3	2	3	2	3	4	3	1	1	1	1	2	2	22221	2	1	0
525	75	MERC	MARQ	5Z60A531899	6750	2	1	3	3	2	3	4	2	3	3	1	1	1	1	2	2	22221	2	5	0
046	74	AMMO	MATA	A4A169H16061	29190	3	1	3	4	4	2	2	4	4	2	1	1	2	1	2	2	22221	1	1	0
047	74	BUIC	ELEC	4V39T4H414558	39112	3	1	4	4	2	4	4	2	4	3	1	1	2	4	2	2	22221	1	1	0
048	74	BUIC	CENT	4D29H4Z100450	29084	3	1	3	2	4	4	2	4	4	4	2	1	1	2	2	2	22221	4	1	0
049	74	CHEV	VEGA	1V11B46192542	14835	3	1	2	4	2	3	4	1	4	4	1	1	2	1	2	2	22221	1	1	0
050	74	CHEV	MONT	1H57H4R467799	31416	3	1	3	3	1	3	4	2	4	3	1	1	1	2	2	2	12222	6	1	0
051	74	CHEV	NOVA	1X2704L218896	26357	3	1	4	3	2	3	2	3	4	4	1	1	1	3	2	2	22221	1	5	0
052	74	CHEV	NOVA	1X69H4L153127	12556	3	1	2	3	1	4	1	1	4	3	1	1	1	2	2	2	22221	1	4	0
053	74	CHEV	IMPA	1L69H4C133707	50917	3	1	5	3	2	3	3	4	2	4	1	1	3	2	2	2	22221	1	1	0
054	74	CHEV	CAPR	1N47R4C128947	35169	3	2	3	4	4	2	1	1	4	4	1	1	2	2	2	2	22221	1	1	0
055	74	DODG	MONA	DH43K4D137016	18749	3	1	4	3	3	3	4	4	2	2	1	4	4	5	3	2	22221	1	5	0
056	74	DODG	DART	LL41C4R288323	34592	3	1	2	3	2	3	4	4	1	4	1	2	2	3	2	2	22221	6	1	0
057	74	FORD	PINT	4X10X195880	31157	3	1	3	4	2	2	2	2	3	2	1	1	1	2	2	2	22221	1	1	0
058	74	FORD	MAVE	4K92F214922	16126	3	1	3	3	2	2	2	3	4	3	1	1	1	4	2	2	22221	1	1	0
059	74	FORD	MAVE	4W92L212920	11204	3	1	2	3	2	3	3	2	3	3	1	1	1	1	3	2	22221	1	1	0
060	74	FORD	TORI	4A43H177707	18417	3	1	4	4	3	3	3	2	4	3	1	1	1	4	2	2	22221	1	1	0
061	74	FORD	LTD	4J63S168326	10681	3	1	2	3	2	3	3	4	3	3	1	2	2	2	2	2	22221	1	1	0
062	74	LINC	MRK4	4Y89A871310	30130	3	1	5	3	3	2	1	3	1	2	1	1	2	1	2	2	22221	1	1	0
063	74	MERC	MONG	4H07F508233	21788	4	1	3	3	2	2	4	2	4	3	1	1	1	3	3	2	22221	2	5	0
064	74	OLDS	CUTL	3J29K4R189868	12622	3	1	1	4	2	3	2	3	4	3	1	2	3	1	2	2	22221	1	5	0
065	74	OLDS	CUTL	3H45K4R193396	20831	3	1	3	4	3	3	4	3	4	3	1	1	1	1	2	2	22221	1	1	0
066	74	OLDS	98	3X39T4M156562	30101	3	1	3	3	2	3	2	3	3	3	1	1	1	2	2	2	12222	1	1	0
067	74	PLYM	SATE	RP23G4G134051	32911	3	1	4	4	2	3	4	3	2	4	1	1	1	2	1	2	22221	1	1	0
068	74	PLYM	VALI	VL41C4R225375	18149	3	1	3	4	3	2	2	3	3	3	1	1	2	4	2	2	22221	1	1	0
069	74	PONT	CATA	2L57R4X157063	33831	3	1	5	3	3	3	3	3	2	3	3	1	1	4	2	2	22212	4	1	0
070	74	PONT	LEMA	2F37M4A163617	20039	1	2	2	4	2	3	1	4	4	3	1	4	1	2	3	2	22221	2	1	0
071	74	DATS	SEDA	HL610-001066	26362	3	1	3	4	3	3	2	3	4	3	1	1	1	1	2	2	22221	3	1	0
072	74	MAZD	RX3	S124A170513	7160	2	1	3	2	4	3	1	3	4	2	1	1	1	1	2	2	22221	2	1	0
073	74	TOYO	CORO	TE27427559	20599	2	2	3	3	2	4	2	3	4	4	1	1	1	1	2	2	22221	2	1	0
074	74	VOLK	SEDA	1342271538	39009	3	1	4	1	1	1	1	1	4	1	1	2	2	1	2	2	22221	1	5	0
075	74	VOLK	SEDA	1142736305	16656	3	1	3	3	2	3	2	3	4	3	1	1	1	1	2	2	22221	1	1	0
076	72	AMMO	GREM	A2A465A267891	24849	4	1	1	3	2	3	1	1	4	3	1	4	2	4	2	2	22221	1	1	0
077	72	BUIC	ELEC	4V39T2H472106	59794	3	2	5	3	3	2	3	3	2	3	1	1	1	1	2	2	22221	5	1	0
078	72	CADI	DEVI	6D49R2Q224860	26022	4	2	2	4	2	3	4	2	4	3	1	1	1	1	2	2	22221	2	1	0

APPENDIX B CONT'D

LISTING OF TEST VEHICLE USE AND MAINTENANCE DATA

HOUSTON

VEH	YR	MAKE	MODL	VIN	ODOM	PRDATE	N	VMT	C	S	F	W	G	B	V	MFRREC	LOC	LTU	W	MOD	OPER	D	LEAD	H2S	LCI
079	72	CHEV	VEGA	1V15B2U195019	44343	4	1	3	3	2	3	2	3	3	4	1	1	2	4	2	2	21222	1	5	0
080	72	CHEV	MONT	1H57H2R575872	64715	4	1	4	3	3	2	3	3	2	3	3	1	1	4	2	2	22221	1	1	0
081	72	CHEV	STAW	1D36H2R520868	53250	4	1	3	3	1	3	3	1	2	1	1	1	1	2	2	2	12222	4	1	0
082	72	CHEV	MALI	1D37F2R507830	45353	4	2	3	3	3	2	2	3	4	3	3	1	1	4	2	2	22221	1	1	0
083	72	CHEV	STAW	1L45H2C103178	80097	4	1	4	3	3	3	3	2	3	1	1	1	1	2	2	2	22221	1	1	0
084	72	CHEV	IMPA	1M69A25197592	37799	4	1	2	4	2	3	4	2	4	3	1	1	3	2	2	2	22221	1	1	0
085	72	DODG	CHAR	WH23G2G182376	62582	4	1	4	3	2	2	2	2	3	2	1	1	1	4	2	2	22221	1	1	0
086	72	FORD	PINT	2X10X329748	41682	4	1	3	4	2	3	2	3	4	4	1	1	1	2	2	2	22221	1	1	0
087	72	FORD	STAW	2A43H337083	59541	4	1	4	4	3	2	2	3	4	2	1	1	2	2	2	2	22221	1	1	0
088	72	FORD	MAVE	2K91L136328	37307	4	1	2	4	3	2	2	3	4	3	1	1	2	1	2	2	22221	1	1	0
089	72	FORD	GALA	2C56H128992	45339	4	1	3	4	2	3	3	2	4	3	1	1	2	2	2	2	22221	1	1	0
090	72	FORD	LTD	2G68S211337	27312	4	1	2	3	2	3	3	2	3	4	1	1	2	1	2	2	22221	1	1	0
091	72	MERC	STAW	2Z72S513565	76556	4	2	2	3	2	3	1	1	4	4	1	1	1	3	2	2	12222	1	1	0
092	72	OLDS	CUTL	3F87H2Z132943	32505	4	1	2	3	2	3	4	2	4	3	1	2	2	2	2	2	22221	1	1	0
093	72	PLYM	VALI	VL41C2R21007	25045	4	1	2	3	2	3	3	2	3	2	1	1	1	2	2	2	22221	5	1	0
094	72	PLYM	STAW	PH46K2D194400	56059	4	1	3	3	2	2	3	3	4	1	1	1	1	1	2	2	22221	1	5	0
095	72	PONT	CATA	2L69R2P382397	27888	4	1	2	4	3	3	3	2	4	3	1	1	2	1	2	2	22221	1	1	0
096	72	PONT	LEMA	2D69M2P149346	49400	4	1	3	3	2	3	2	3	4	4	1	1	1	1	2	2	22221	1	1	0
097	72	DATS	STAW	PL510937336	74526	4	1	4	3	2	3	2	3	4	3	1	4	2	1	2	2	21222	1	1	0
098	72	TOYO	CORO	RT63016137	50593	4	1	3	4	2	3	3	2	1	3	1	1	1	4	2	2	22122	1	1	0
099	72	VOLK	SEDA	1122157963	49382	3	2	2	3	2	3	3	2	3	3	1	2	2	2	2	2	22221	1	1	0
100	72	VOLK	SEDA	4222060510	39179	4	1	3	4	2	4	2	4	4	4	1	1	1	1	2	2	22221	1	1	0

APPENDIX B

LISTING OF TEST VEHICLE USE AND MAINTENANCE DATA

PHOENIX

VEH	YR	MAKE	MODL	VIN	ODOM	PRDATE	N	VMT	C	S	F	W	G	B	V	MFRREC	LOC	LTU	W	MOD	OPER	D	LEAD	H2S	LCI
001	75	CHEV	TRUC	CCV145S178461	1441	1	1	1	3	2	3	3	3	4	4	1	1	1	1	2	2	22221	2	1	0
002	75	CHEV	TRUC	CCV145S158477	7	2	1	1	4	4	4	4	4	4	4	3	4	4	5	3	3	22221	6	5	0
003	75	CHEV	TRUC	CCY1452100362	7319	1	2	2	4	2	4	4	2	2	2	1	1	1	5	2	2	22221	2	1	0
004	75	CHEV	TRUC	CCY145S164386	7790	2	1	3	2	3	3	3	3	4	3	1	1	2	5	2	2	22221	2	1	0
005	75	DODG	TRUC	B11AE5X038357	10162	1	2	2	3	2	4	2	3	4	3	1	4	4	5	2	3	22221	2	4	0
006	75	FORD	TRUC	F10GLV52823	12471	1	2	3	2	3	3	2	4	4	3	1	1	4	5	2	2	22221	4	5	0
007	75	FORD	TRUC	F10GAW62153	15682	2	1	5	3	2	2	2	3	3	3	1	1	1	5	2	2	22221	2	3	0
008	75	FORD	TRUC	F10YLV72191	17649	3	1	4	4	2	3	2	3	4	3	1	4	3	5	2	2	22221	3	5	0
009	75	FORD	TRUC	F104LW82795	7269	2	1	2	4	2	4	4	2	4	4	1	1	1	1	3	2	22221	2	1	0
010	75	GMC	TRUC	TCY145Z506782	4839	2	1	3	3	2	4	4	2	4	4	1	1	1	1	2	2	22221	2	1	0
011	75	AMMO	HORN	A5A087A248372	9832	2	1	2	3	2	3	4	2	4	2	1	1	1	1	2	2	22221	1	1	0
012	75	BUIC	REGA	4J57H5Z100049	25862	3	1	4	3	2	3	2	3	3	3	3	1	1	2	2	2	22221	2	1	0
013	75	BUIC	LIMI	4X39T5H426812	19490	3	1	4	3	3	2	4	3	2	3	1	1	1	1	2	2	22221	5	3	0
014	75	BUIC	LESA	4N69J5X106651	14947	3	1	2	2	3	1	4	2	4	2	1	1	1	1	2	2	22221	2	2	0
015	75	CADI	DEVI	6D49550116777	9164	1	2	3	3	3	3	1	1	1	1	1	1	1	1	2	2	22221	2	1	0
016	75	CHEV	VEGA	1V77B5U147874	13603	2	1	3	4	2	4	2	2	4	2	1	1	2	1	2	2	22122	2	3	0
017	75	CHEV	NOVA	1Y69DSL120968	11654	2	1	2	3	3	3	2	3	4	3	1	1	4	5	2	2	22221	2	1	0
018	75	CHEV	MONT	1H57H5Z407862	10921	2	1	2	3	2	3	2	1	4	1	1	1	4	5	2	2	22221	2	2	0
019	75	CHEV	STAW	1C35H5B553714	5020	2	1	2	2	4	3	4	4	4	1	1	1	1	1	2	2	22221	2	1	0
020	75	CHEV	IMPA	1L39H5S132751	7169	2	2	3	2	3	3	2	3	4	3	1	1	2	1	2	2	22221	5	4	0
021	75	CHEV	IMPA	1L35U5J144055	15523	2	1	4	2	3	3	4	4	2	3	1	1	1	1	2	2	22221	2	1	0
022	75	CHRY	NEWP	CL23M5C113003	10149	3	1	3	2	3	3	1	2	4	3	1	1	1	1	3	2	22221	2	2	0
023	75	DODG	DART	LH23G5B234403	4617	2	1	3	4	3	3	3	4	4	3	1	1	1	1	2	2	22221	2	3	0
024	75	DODG	DART	LL41C5B239687	5511	2	1	3	3	3	3	3	3	4	3	1	1	4	5	3	2	22221	2	5	0
025	75	FORD	PINT	5T12Y112127	14855	2	1	4	3	2	3	1	1	1	1	3	1	1	4	2	2	22221	2	1	0
026	75	FORD	TORI	5H32H1439886	11118	2	2	3	3	3	3	2	2	4	3	1	1	1	1	2	2	22221	2	1	0
027	75	FORD	MAVE	5K91L149387	6056	1	1	1	3	3	3	1	4	4	4	1	4	4	5	3	3	22221	6	5	0
028	75	FORD	TORI	5A30H114463	10033	3	1	2	4	2	4	2	4	4	4	1	1	4	5	2	2	22221	2	1	0
029	75	FORD	LTD	5J62S143300	14093	2	1	3	1	4	1	1	1	4	1	1	1	4	5	3	2	22221	2	5	0
030	75	MERC	COUG	5A935535757	16089	2	1	2	3	3	3	3	3	4	3	1	1	4	5	2	2	22221	5	5	0
031	75	MERC	MONT	5H02H510189	10424	3	1	3	3	3	3	3	4	4	3	1	1	1	4	2	2	22221	2	1	0
032	75	OLDS	DELT	3N39K5X118366	9968	2	1	4	2	3	3	3	2	3	3	1	1	1	1	2	2	22221	2	3	0
033	75	OLDS	CUTL	3J57K5R138535	7718	1	1	2	4	2	3	2	4	4	4	1	1	1	1	2	2	22221	2	1	0
034	75	OLDS	DELT	3N39T5X108055	21199	3	1	4	3	3	2	4	3	4	2	1	1	3	1	2	2	22221	2	1	0
035	75	PLYM	FURY	AH41G5A161170	4796	2	1	3	3	3	3	3	3	3	3	2	1	1	1	2	2	22221	2	4	0
036	75	PLYM	VALI	VH41C5R144208	6851	2	1	3	3	2	3	3	3	3	2	2	1	1	1	2	2	22221	2	4	0
037	75	PONT	CATA	L69A5X11676	11353	2	1	3	3	2	3	2	3	2	3	1	1	1	1	2	2	22221	2	3	0
038	75	PONT	LEMA	2G37M5P151423	9374	3	1	2	2	3	4	1	4	4	1	1	1	2	1	2	2	22221	2	4	0
039	75	PONT	GRNP	2K57W5P162338	12272	2	1	3	3	3	3	3	3	3	3	1	1	1	1	2	2	22221	2	1	0
040	76	CAPR	SEDA	GAECRY23994	445	1	1	2	3	3	3	4	4	3	4	1	1	1	1	2	2	22221	6	5	0
041	75	DATS	B210	HLB210078251	11120	3	1	3	3	3	3	2	3	3	3	1	2	2	4	2	2	22221	2	1	0
042	75	HOND	SEDA	SGE1027454	9790	2	1	3	3	2	3	2	3	4	3	1	1	2	1	2	2	22221	1	1	0
043	75	TOYO	CORO	RT105013346	4909	2	1	2	4	2	4	4	2	4	4	1	1	4	5	2	2	22221	1	1	0
044	75	VOLK	SEDA	1352139282	5116	2	1	4	2	3	3	1	4	1	4	1	1	1	1	2	2	22221	2	1	0
045	75	VOLK	RABB	1753184571	4819	2	1	3	2	3	3	1	4	1	4	1	1	1	1	2	2	22221	2	1	0
231	75	AMMO	GREM	151465E180782	9434	1	2	3	3	3	4	2	2	2	4	1	4	4	5	2	2	22221	2	1	0
232	75	AMMO	HORN	A5A057H298844	4138	2	1	3	2	4	4	2	2	4	2	2	1	1	1	2	2	22221	5	1	0
233	75	AMMO	MATA	A5A857N309201	5881	2	1	2	4	2	4	4	4	4	2	1	1	1	1	2	2	22221	5	1	0
234	75	BUIC	SKYH	4507C52102427	10169	2	1	3	3	3	3	2	3	4	3	1	1	1	1	2	2	22221	2	4	0
235	75	BUIC	APOL	4C69F56103257	281	1	1	2	3	2	3	4	2	4	3	1	1	1	5	3	2	22221	2	1	0
236	75	BUIC	LESA	4N57J5X100950	11995	3	1	3	3	3	4	4	3	4	2	1	1	1	1	2	2	22221	2	3	0
238	75	BUIC	LESA	4N69J5X105617	12949	2	1	3	4	2	3	4	2	4	3	1	1	1	1	2	2	22221	2	1	0
240	75	BUIC	ELEC	4X37T5H418668	10562	2	1	3	4	4	2	4	4	4	2	1	1	4	5	2	2	22221	5	4	0
244	75	CHEV	VEGA	1V77B5U129653	9218	2	1	3	2	2	3	1	1	1	1	1	1	1	1	2	2	22221	2	1	0
245	75	CHEV	STAW	1V15B5U188233	5424	2	1	2	2	4	4	4	2	4	4	3	4	4	1	2	2	22221	2	1	0
246	75	CHEV	MONZ	1R07G52120421	14329	3	1	3	4	2	4	2	3	4	3	1	1	1	1	2	2	22221	2	1	0
247	75	CHEV	NOVA	1X27D5L127097	10191	2	1	2	4	2	3	4	2	4	3	1	1	1	1	2	2	22221	2	3	0
248	75	CHEV	NOVA	1Y27G5424080	10495	3	1	3	2	3	3	2	3	4	3	1	2	2	1	2	2	22221	2	1	0
249	75	CHEV	NOVA	1X69H5K101363	35913	2	1	5	3	3	2	3	3	2	3	1	1	1	1	2	2	22221	2	4	0
250	75	CHEV	CAMA	1S87H5N518602	10060	2	2	2	2	3	3	4	2	4	2	1	1	2	1	3	2	22221	2	1	0
252	75	CHEV	MONT	1H57H5R413811	9559	3	1	2	3	2	3	2	3	4	3	1	4	1	1	2	2	22221	2	1	0
253	75	CHEV	MONT	1H57H5R519782	3155	2	1	2	2	4	3	2	4	4	3	1	1	1	1	2	2	22221	2	1	0
263	75	CHEV	CAPR	1N39U5J120910	14699	2	1	2	3	2	3	4	2	3	3	1	1	1	1	2	2	22221	5	1	0
264	75	CHEV	CAPR	1N47U5G115292	10019	2	2	1	3	2	3	4	2	4	4	1	1	1	1	2	2	22221	2	1	0
266	75	CHEV	MONT	1H57Y5Z420807	7601	3	1	2	4	2	4	1	4	4	4	1	1	2	1	2	2	22221	2	1	0
267	75	CHRY	CORD	SS22G5R203767	10819	1	2	3	2	3	3	2	3	4	3	1	1	1	1	2	2	22221	1	1	0
270	75	CHRY	CORD	SS22G5R194474	9524	2	1	4	3	2	3	4	2	4	1	1	1	1	1	2	2	22221	1	1	0
272	75	DODG	CHAR	XS22K5R137282	19656	2	1	4	3	3	3	3	3	4	3	1	1	1	1	2	2	22221	2	3	0
273	75	CHRY	CORD	SS22M5R149709	17179	3	1	3	4	2	3	3	4	3	3	1	1	1	1	2	2	22221	5	4	0
275	75	FORD	PINT	5R10Y164367	1909	2	1	2	3	3	3	2	3	3	4	1	4	4	5	2	2	22221	2	1	0
277	75	FORD	MUST	5F05Z176387	8061	2	1	2	4	2	4	2	4	4	4	1	1	1	1	2	2	22221	2	1	0
281	75	FORD	GRAN	5W83F107913	17666	3	1	3	4	2	3	2	3	4	3	1	1	1	1	2	2	22221	2	1	0
282	75	FORD	TORI	5A27H123489	11558	1	1	1	3	3	4	2	3	4	3	3	4	4	5	3	3	22221	6	5	0
284	75	FORD	ELIT	5G21S102126	5570	2	1	1	4	2	3	2	2	4	2	1	1	1	1	2	2	22221	2	1	0
285	75	FORD	LTD	5J62H120733	14249	3	1	3	2	4	3	2	4	4	3	1	1	2	1	2	2	22221	5	1	0
286	75	FORD	ELIT	5G21H197869	12267	2	1	4	3	2	3	2	3	4	3	1	1	1	1	2	2	22221	2	1	0
287	75	FORD	LTD	5162H128655	8131	3	1	2	4	1	4	4	4	1	1	1	2	1	1	2	2	22221	2	1	0
289	75	FORD	LTD	5J66S111267	18266	2	1	5	2	3	2	4	4	1	4	1	1	1	1	2	2	22221	2	1	0
290	75	FORD	LTD	5J63S113123	14207	2	1	3	1	4	4	1	4	4	4	1	1	1	1	2	2	22221	2	1	0
293	75	FORD	THUN	5J87A1503	3156	2	1	2	3	1	3	4	2	1	1	1	1	1	1	2	2	22221	4	1	0

LISTING OF TEST VEHICLE USE AND MAINTENANCE DATA

PHOENIX

VEH	YR	MAKE	MODL	VIN	ODOM	PRDATE	N	VMT	C	S	F	W	G	B	V	MFRREC	LOC	LTU	W	MOD	OPER	D	LEAD	H2S	LCI
294	75	LINC	CONT	5V82A883098	5373	2	1	3	3	3	3	3	3	3	3	1	1	1	1	2	2	22221	2	1	0
295	75	MERC	MONA	W38F536853	5049	2	1	2	3	2	3	2	4	4	3	1	1	1	1	2	2	22221	2	1	0
297	75	MERC	MONA	5W38H508915	8667	3	1	2	4	2	4	1	1	4	4	1	1	2	1	2	2	22221	5	1	0
298	75	FORD	LTD	5J63S128622	20631	2	1	5	3	3	3	2	3	4	3	1	1	1	1	2	2	22221	2	3	0
300	75	OLDS	OMEG	3B17F5W110006	19127	2	1	5	3	2	3	2	3	4	3	3	1	1	1	2	2	22221	5	1	0
308	75	PLYM	VALI	VP41G5R155140	7652	2	1	3	3	2	4	1	4	4	4	1	1	1	1	2	2	22221	2	1	0
311	75	PLYM	DUST	VL29G5B221957	5918	1	1	2	3	2	3	2	3	4	3	1	1	1	5	2	2	22221	2	1	0
312	75	CHRY	CORD	SS22N5R116256	26959	3	1	4	3	3	3	3	3	3	4	1	4	4	5	2	2	22221	2	4	0
313	75	PLYM	GRNF	PH43K5D113034	33135	3	1	5	1	1	2	3	3	2	3	1	1	2	1	2	2	22221	5	3	0
314	75	PONT	ASTR	2C77B5U529750	5366	2	1	2	4	1	4	1	4	4	4	1	1	1	1	3	2	22221	2	1	0
318	75	PONT	LEMA	2F37E5P110181	25331	3	1	5	3	2	3	4	4	2	3	1	1	1	2	2	2	22221	5	4	0
320	75	PONT	STAW	2L45S5Y10455	2188	2	2	3	3	2	3	2	3	4	3	1	1	1	1	2	2	22221	2	2	0
321	75	PONT	GRNV	2R49W5X151552	9595	2	1	3	3	2	3	4	3	4	2	1	1	1	1	2	2	22221	2	1	0
322	75	AUDI	STAW	3352902723	13453	2	1	4	4	2	3	4	2	4	3	1	1	1	1	2	2	22221	2	5	0
323	76	CAPR	SEDA	GAECRM09983	22	1	1	3	3	4	4	4	4	4	4	3	4	4	5	3	3	22221	6	5	0
325	75	COLT	SEDA	6M21K55106735	13327	2	1	3	3	3	2	1	3	3	3	1	1	1	1	2	2	22221	1	1	0
326	75	DATS	SEDA	JKHL710030350	3729	2	1	4	2	3	3	2	3	3	4	1	1	1	1	2	2	22221	1	1	0
327	75	DATS	SEDA	HLB210-092205	9613	2	1	4	3	2	3	1	4	4	4	1	1	1	1	2	2	22221	5	5	0
328	75	DATS	SEDA	JHL710049159	5787	2	1	3	3	2	3	2	3	3	3	1	1	1	1	2	2	22221	1	1	0
329	75	FIAT	SEDA	131A30076093	3222	1	1	2	3	2	3	4	3	4	2	1	1	1	1	2	2	22221	1	1	0
330	75	FIAT	SEDA	128A11945407	9770	2	1	2	4	2	3	1	3	4	3	1	1	1	1	2	2	22221	1	1	0
331	75	HOND	STAW	WBA1005269	3592	2	1	3	3	2	3	2	3	4	3	1	1	1	1	2	2	22221	1	1	0
332	75	MAZD	SEDA	SS124A-173151	5087	2	1	3	4	3	4	3	4	3	4	3	4	4	5	3	3	22221	6	5	0
333	75	MAZD	SEDA	SLA23S-134739	5017	2	1	3	3	4	4	4	3	4	3	3	4	4	5	3	3	22221	6	5	0
335	75	MG	B	GHN5UF384060G	1422	1	1	2	3	3	3	4	4	3	4	1	1	1	1	2	2	22221	6	5	0
336	75	OPEL	SEDA	0L11N55089942	17038	2	1	5	3	2	3	2	3	4	3	1	1	1	2	2	2	22221	2	1	0
338	75	PORS	COUP	4752900102	12973	2	2	3	3	2	3	2	3	3	4	1	1	3	5	2	2	22221	2	3	0
340	75	TOYO	STAW	RT119002885	13631	2	1	3	2	3	3	3	3	3	3	1	1	1	1	2	2	22221	1	1	0
341	75	TOYO	STAW	TE38021314	12220	2	1	5	3	2	2	2	3	4	3	1	1	1	1	2	2	22221	1	5	0
342	75	VOLK	SEDA	1152036478	9194	2	1	2	3	2	3	1	3	4	3	1	1	1	1	2	2	22221	2	1	0
343	75	VOLK	RABB	1753184131	4051	2	1	2	3	2	3	2	3	4	3	1	1	1	1	2	2	22221	2	1	0
345	75	VOLV	SEDA	VC24415B10375	5048	1	1	2	3	2	3	4	2	4	3	1	1	1	1	2	2	22221	2	1	0
511	75	FORD	GRAN	5W81L259935	8461	2	1	4	4	2	4	2	4	4	4	1	1	2	1	2	2	22221	2	5	0
512	75	MERC	MONA	5W35L532940	9679	2	1	2	3	2	3	2	3	4	3	1	1	1	2	2	2	22221	2	5	0
513	75	OLDS	CUTL	3G37K5M327012	5028	2	1	2	3	3	2	2	4	4	4	1	1	4	5	2	2	22221	2	1	0
514	75	CHRY	NEWY	CS43T5C143698	2603	2	1	3	4	2	4	3	2	4	4	1	1	1	1	2	2	22221	2	1	0
515	75	PONT	LEMA	2G29D5P193102	18721	2	1	4	2	4	3	3	4	2	1	1	1	2	1	2	2	22221	2	3	0
516	75	BMW	SEDA	5020656	14279	2	1	3	3	3	3	2	3	3	3	3	4	4	5	3	3	22221	6	5	0
517	75	BMW	SEDA	5020434	1882	2	1	1	3	3	3	4	4	3	4	1	1	1	1	3	2	22221	6	5	0
518	75	SUBA	SEDA	A22L103033	4405	2	1	3	3	3	3	2	3	3	3	3	4	4	5	3	3	22221	6	5	0
519	75	MERB	SEDA	12-050399	4164	2	1	2	3	3	3	3	4	3	4	1	4	4	1	3	2	22221	6	5	0
520	75	PORS	SEDA	9115202107	11487	2	1	5	4	4	2	4	4	4	2	1	1	1	1	2	2	22221	1	1	0
521	75	SAAB	SEDA	99752004223	962	1	1	5	3	3	1	4	4	2	4	3	1	1	1	2	2	22221	1	1	0
522	75	AMMO	HORN	A5A057E157120	8265	2	2	3	4	2	4	2	4	4	4	1	1	4	5	2	2	22221	3	1	0
523	75	AMMO	PACE	A5E667A225749	14026	2	1	3	3	2	3	2	3	3	3	1	1	1	1	2	2	22221	2	1	0
524	75	CHRY	NEWY	CS23T5C102804	21925	3	1	3	3	1	3	4	3	4	3	1	1	1	1	2	2	22221	5	3	0
525	75	MERC	MARQ	5Z60A553441	5860	1	2	3	3	3	3	3	4	3	3	1	1	4	5	2	2	22221	2	1	0
046	74	AMMO	MATA	A4A167H386245	21663	3	1	3	4	2	3	3	3	3	3	1	1	1	1	2	2	22221	1	1	0
047	74	BUIC	ELEC	4X37T4H409960	21418	3	2	3	3	2	3	4	3	2	3	1	1	1	1	2	2	22221	1	1	0
048	74	BUIC	REGA	4J57H42130827	26792	3	1	2	3	3	2	2	3	4	4	1	2	2	2	2	2	22221	1	1	0
049	74	CHEV	VEGA	1V77A4U136791	9841	4	1	2	1	4	4	2	4	4	4	1	1	1	1	2	2	22221	6	5	0
050	74	CHEV	MONT	1H57H4K449989	34510	4	1	4	2	3	3	3	3	3	3	1	1	1	2	2	2	22221	1	1	0
051	74	CHEV	NOVA	1X69D4L179994	21961	3	1	3	2	3	3	2	3	4	3	1	1	1	1	2	2	12222	1	1	0
052	74	CHEV	NOVA	1X27H4L134855	32620	3	1	4	3	3	3	3	4	2	3	3	4	4	5	3	2	22221	6	5	0
053	74	CHEV	MONT	1H57H4K484515	38608	3	1	4	3	2	3	2	3	4	3	1	1	1	1	2	2	22221	3	5	0
054	74	CHEV	CAPR	1N69U43101277	28478	4	1	4	4	1	3	1	1	4	4	1	1	2	2	2	2	22221	1	1	0
055	74	DODG	MONA	DH41K4D113809	18258	3	2	3	2	3	3	2	3	4	3	3	4	2	2	3	2	22221	3	1	0
056	74	DODG	DART	LH41C4R250825	20800	3	1	3	4	2	3	4	1	4	1	1	1	2	4	2	2	22221	1	1	0
057	74	FORD	PINT	4R11X206194	19182	3	1	3	4	2	4	1	1	4	1	1	1	1	4	2	2	22221	1	1	0
058	74	FORD	TORI	4H31F165933	12765	3	1	2	3	2	3	3	2	4	3	2	2	2	1	2	2	22221	6	1	0
059	74	FORD	MAVE	4K92L144716	12366	4	1	2	2	3	3	2	3	3	4	3	1	1	5	2	2	22221	2	1	0
060	74	FORD	LTD	4G63H160393	25617	2	2	5	3	2	3	1	2	3	3	1	1	1	1	2	2	22221	1	1	0
061	74	FORD	LTD	4J635122068	41173	4	1	4	3	3	2	2	3	1	3	1	1	2	4	2	2	22221	1	1	0
062	74	LINC	MRK4	4Y89A804263	40901	3	1	4	3	3	3	3	4	3	4	1	4	4	5	3	2	22221	6	5	0
063	74	MERC	COUG	4A93S579403	37390	3	1	4	3	3	3	4	4	1	4	1	1	1	2	1	2	22221	1	1	0
064	74	OLDS	CUTL	3J57KR116007	11818	4	1	2	2	3	4	2	3	4	4	1	1	2	1	2	2	22221	1	1	0
065	74	OLDS	CUTL	3G29K4R202159	14141	3	1	2	4	2	4	2	3	2	3	1	1	2	1	2	2	22221	1	5	0
066	74	OLDS	98	3X39T4M135917	23248	4	1	3	3	3	3	4	3	4	3	1	1	1	2	1	2	22221	2	1	0
067	74	PLYM	SATE	RH41G4A182504	37607	3	1	4	2	2	2	4	4	2	2	3	4	4	5	3	2	22221	6	5	0
068	74	PLYM	VALI	VL29C4G267566	15764	3	1	3	3	2	3	4	2	4	3	1	1	2	1	2	2	22221	6	1	0
069	74	PONT	BONN	2N69R4C100760	14394	3	1	3	3	2	3	4	3	4	3	1	1	1	1	2	2	22221	5	1	0
070	74	PONT	LEMA	2G37K4P265932	15162	3	1	2	4	2	3	4	2	4	3	1	2	2	1	2	2	22221	1	1	0
071	74	DATS	STAW	HL610807530	27231	3	1	3	3	2	3	2	3	4	3	1	2	2	4	2	2	22221	1	1	0
072	74	MAZD	SEDA	5122A215	22111	3	1	3	2	4	3	1	4	4	3	1	1	1	1	2	2	22221	2	1	0
073	74	TOYO	STAW	TE28531628	70980	3	1	5	3	3	3	3	4	2	3	3	1	1	1	2	2	22221	1	1	0
074	74	VOLK	SEDA	1342309555	23215	3	1	5	2	2	2	2	3	3	3	1	1	1	1	2	2	22221	1	5	1
075	74	VOLK	SEDA	1342307895	17924	3	1	2	3	2	3	4	3	2	3	2	1	2	2	2	2	22221	1	1	0
101	73	AMMO	GREM	Q3E465E305980	19430	4	1	2	4	2	3	4	3	3	3	1	1	3	5	2	2	22221	1	1	0
102	73	BUIC	RIVI	4Y87U3H438024	36743	4	2	3	3	3	3	3	3	3	3	1	1	1	2	2	2	22221	1	1	0
103	73	CADI	DEVI	6D47R3Q120202	13779	4	1	1	3	2	3	4	2	4	3	1	1	1	1	2	2	22221	1	1	0

APPENDIX B CONT'D

LISTING OF TEST VEHICLE USE AND MAINTENANCE DATA

PHOENIX

VEH	YR	MAKE	MODL	VIN	ODOM	PRDATE	N	VMT	C	S	F	W	G	B	V	MFRREC	LOC	LTU	W	MOD	OPER	D	LEAD	H2S	LCI
104	73	CHEV	VEGA	CK11A3U345582	52972	3	2	5	3	3	3	4	4	1	4	3	1	1	2	3	2	22221	1	5	0
105	73	CHEV	MONT	1H57H3Z469063	28323	4	1	2	3	2	3	3	2	4	4	1	1	1	4	2	2	22221	1	1	0
106	73	CHEV	NOVA	1Y27H3L226218	22268	3	1	1	4	1	4	4	1	4	4	1	1	1	2	2	2	22221	2	1	0
107	73	CHEV	IMPA	1L39H3C162319	37338	3	2	3	3	4	2	4	4	2	3	1	1	1	2	2	1	22221	1	1	0
108	73	CHEV	IMPA	1L69H3C194435	22146	4	1	2	2	3	3	3	3	3	3	1	1	2	1	2	2	22221	1	1	0
109	73	CHEV	STAW	1L35R3C100789	10332	3	2	2	4	2	3	4	2	4	3	1	1	1	2	2	2	22221	6	1	0
110	73	DODG	DART	LH41C3R229849	41572	3	2	3	1	1	3	1	1	4	1	1	1	1	2	2	2	22221	3	1	0
111	73	FORD	STAW	3R12X151420	38711	4	1	5	3	2	3	4	2	4	2	1	1	2	4	2	2	22221	1	1	0
112	73	FORD	TORI	3A30H280282	38099	2	2	2	2	4	4	4	1	4	4	1	1	1	4	2	2	22221	1	1	0
113	73	FORD	MAVE	3K91F245481	20762	4	1	2	4	2	4	4	1	4	1	1	1	1	2	2	2	22221	1	1	0
114	73	FORD	GALA	3J58H224635	29894	4	1	3	3	4	3	4	3	3	3	3	2	2	2	2	2	22221	1	1	0
115	73	FORD	STAW	3J74S232245	36337	4	1	3	3	2	4	3	2	3	1	3	1	3	2	3	2	22221	1	1	0
116	73	MERC	MONT	F3B44S512637F	42574	4	2	2	4	2	3	4	2	4	2	1	1	1	1	2	2	22221	1	5	0
117	73	OLDS	DELT	3L39T3M467646	21080	3	1	3	2	3	3	2	3	4	3	1	1	1	2	2	2	22221	1	1	0
118	73	OLDS	CUTL	3J29K3R143383	26354	4	2	2	4	2	4	4	2	4	1	1	1	1	2	1	2	22221	1	1	0
119	73	PLYM	SATE	RH4163G158528	36623	4	2	3	3	3	3	3	3	3	3	1	1	1	2	2	2	22221	1	5	0
120	73	PLYM	VALI	VL29C38201893	33167	4	1	3	4	2	4	1	4	4	4	1	1	2	1	2	2	22221	1	1	0
121	73	PONT	BONN	2N69R3C117066	16533	4	1	2	3	2	3	2	3	4	4	1	1	1	1	2	2	22221	1	1	0
122	73	PONT	CATA	2L69M3P122312	48135	4	1	4	4	2	4	4	3	4	2	1	1	1	3	2	2	22221	1	1	0
123	73	DATS	PICK	PL620268760	36632	4	1	3	3	3	3	2	3	3	3	2	1	2	4	2	2	22221	2	1	0
124	73	OPEL	MANT	0L77NC9790679	21865	4	1	2	3	2	3	3	2	3	3	1	1	1	5	2	2	11112	4	5	0
125	73	TOYO	SEDA	TE27405541	22534	4	1	2	3	3	3	4	2	4	2	1	1	1	2	3	2	22221	1	1	0
126	73	VOLK	STAW	4632052588	32684	2	2	2	3	3	3	3	3	3	3	3	4	4	5	3	3	22221	6	5	0
127	73	VOLK	SEDA	1332553263	22410	4	1	3	3	3	3	2	4	4	3	1	1	1	1	2	2	22221	1	1	0
076	72	AMMO	GREM	A2A465A182530	43850	4	1	2	2	4	4	1	1	4	4	3	1	2	4	2	2	22221	1	1	0
077	72	BUIC	LESA	4R45T2C114929	49796	2	2	2	4	2	4	4	2	4	4	1	1	2	1	2	2	22221	1	1	0
078	72	CADI	DEVI	6D49R2Q104784	52983	4	2	3	4	4	2	2	4	4	2	1	1	1	2	2	2	22221	2	1	0
079	72	CHEV	VEGA	1V77B2U128411	32841	4	1	3	3	3	2	2	3	3	4	2	1	4	4	3	2	22221	1	1	0
080	72	CHEV	MONT	1H57H2B549974	52208	4	1	3	3	2	3	2	3	3	3	1	1	1	2	2	2	22221	1	1	0
081	72	CHEV	MALI	ID69H2R560831	13385	4	1	1	4	2	3	2	4	4	4	1	1	1	2	2	2	22221	1	1	0
082	72	CHEV	NOVA	1X27F2L137092	37518	4	1	2	3	3	3	3	3	4	3	1	1	2	2	2	2	22221	4	1	0
083	72	CHEV	IMPA	IM39H2C149426	52562	4	2	4	3	4	2	2	3	4	3	3	1	1	2	2	2	22221	1	1	0
084	72	CHEV	IMPA	1M39R2J152917	45243	3	2	2	3	2	3	3	2	4	3	1	1	1	1	2	2	22221	1	1	0
085	72	DODG	DART	LH23G2R248231	57187	4	1	4	3	2	3	2	2	4	3	1	2	3	4	2	2	22221	1	5	0
086	72	FORD	PINT	2X12X232369	48395	3	2	1	4	2	4	2	1	4	4	1	1	1	2	2	2	22221	1	5	0
087	72	FORD	TORI	2A314226421	56972	1	2	1	4	2	4	4	2	4	4	3	4	1	1	3	3	22221	1	5	0
088	72	FORD	MAVE	2K92T116835	31253	4	1	2	4	2	3	3	2	4	3	1	1	3	2	2	2	12222	1	1	0
089	72	FORD	LTD	2J62H150267	46067	3	2	4	3	3	2	2	3	2	4	1	2	2	1	2	2	22221	1	1	0
090	72	FORD	LTD	2G67S155458	52173	3	2	4	3	2	3	3	3	4	3	3	1	1	2	3	2	22221	1	1	0
091	72	MERC	MARQ	F2Z74S612061F	40118	4	1	6	3	3	3	4	3	4	3	1	1	1	1	2	2	21222	1	1	0
092	72	OLDS	CUTL	3G69H2Z11649	15786	4	1	1	4	2	4	4	2	4	3	3	1	1	2	2	2	22221	2	1	0
093	72	PLYM	DUST	VL29C2B488348	22680	2	2	3	3	2	2	2	2	4	3	1	1	2	4	2	2	22221	1	5	0
094	72	PLYM	FURY	PH43K2D239491	58029	3	2	2	4	4	2	4	4	4	2	1	1	1	4	2	1	22221	5	1	0
095	72	PONT	CATA	2L57R2P435882	42207	3	2	2	3	2	3	2	3	4	3	1	1	1	4	2	2	22221	1	1	0
096	72	PONT	LEMA	2D37M2P127535	33473	4	2	2	3	2	3	4	2	4	3	3	2	4	5	3	2	22221	4	5	0
097	72	DATS	STAW	PL510968095	52462	4	1	2	4	4	1	1	4	4	1	1	1	1	1	2	2	21222	1	1	0
098	72	TOYO	CORO	RT63004444	94308	4	1	5	3	2	3	3	3	2	3	1	1	1	1	2	2	21222	1	5	0
099	72	VOLK	SEDA	1122697089	37405	4	1	2	3	3	3	3	3	3	3	3	1	1	4	2	2	22221	1	1	0
100	72	VOLK	SEDA	4222048921	55161	4	1	3	3	3	3	2	4	3	3	1	1	1	2	2	2	21222	1	1	0
128	71	BUIC	ELEC	484391H469986	46595	4	1	3	4	2	3	3	3	4	3	1	1	1	1	2	2	22221	6	1	0
129	71	BUIC	SKYL	433691H164	69716	4	1	3	3	2	3	4	3	4	2	1	1	1	1	2	2	22221	2	1	0
130	71	CHEV	VEGA	141771U197967	93158	4	1	4	3	3	3	3	3	3	4	1	1	2	2	2	2	21222	2	3	0
131	71	CHEV	MALI	136371L124289	68644	4	2	2	4	2	3	2	3	4	3	1	2	2	2	2	2	22221	1	1	0
132	71	CHEV	NOVA	114271W183887	75118	4	1	3	3	3	2	1	3	3	3	3	4	4	5	2	2	22221	1	5	0
133	71	CHEV	BELA	1566910113073	54257	4	2	3	2	4	3	2	2	4	3	1	1	3	2	1	2	22221	1	1	0
134	71	CHEV	IMPA	164571C113869	19483	4	2	1	4	4	2	4	2	4	4	1	1	2	1	3	2	22221	1	1	0
135	71	CHRY	NEWY	CH41T1C193706	53113	4	2	2	3	3	3	4	1	4	4	1	1	1	4	2	2	22221	4	1	0
136	71	DODG	CORO	WH41G1E142909	64246	4	1	3	3	2	3	3	2	4	3	1	1	2	3	2	2	22221	1	1	0
137	71	DODG	DART	LL29C1B125839	55274	4	1	4	3	3	3	2	3	4	3	1	1	1	3	2	2	22221	1	1	0
138	71	FORD	PINT	1X10X32090787	39578	4	1	2	3	3	3	2	3	3	3	1	1	1	2	2	2	22221	1	1	0
139	71	FORD	STAW	1A40F20628	39122	4	1	2	4	1	4	1	1	4	4	1	1	2	2	2	2	12222	1	1	0
140	71	FORD	MAVE	1K91L234795	34565	1	2	2	4	2	4	2	3	3	4	1	1	1	1	2	3	22221	6	5	0
141	71	FORD	GALA	1J54H158573	49123	4	1	3	2	4	4	2	4	4	4	1	2	2	2	2	2	22221	2	1	0
142	71	FORD	LTD	1G625182746	60738	4	2	3	4	1	4	1	2	4	3	1	1	1	4	2	2	22221	1	1	0
143	71	MERC	COUG	1F93H513312	57293	4	2	2	2	3	3	4	2	3	3	1	1	1	4	2	2	22221	1	1	0
144	71	OLDS	98	384391M457255	42779	4	2	2	2	3	3	3	3	4	2	1	1	3	2	2	2	22221	1	1	0
145	71	PLYM	VALI	VL41G1B264943	60787	3	2	4	2	3	3	4	4	1	4	1	1	1	2	2	2	12222	1	1	0
146	71	PONT	BONN	262571C316378	35288	4	1	1	3	3	3	3	4	4	3	1	1	2	4	2	2	22221	1	1	0
147	71	PONT	LEMA	235371Z110257	42698	4	1	3	3	2	3	2	3	4	3	1	1	1	2	2	2	21222	1	1	0
148	71	DATS	STAW	PL510913825	49190	4	2	4	3	2	4	2	3	4	4	3	1	1	2	3	2	22221	6	1	0
149	71	TOYO	CORO	3K0789660	77920	4	1	4	3	2	3	2	3	3	3	1	1	1	4	2	2	22221	1	1	0
150	71	VOLK	SEDA	1112884751	47375	4	1	3	2	4	3	2	4	4	3	1	1	1	1	2	2	22212	1	1	0
151	70	AMMO	HORN	0A060L324923	12823	4	1	1	1	2	3	4	1	4	3	1	2	2	2	2	2	22221	1	1	0
152	70	BUIC	ELEC	48439CH310	54877	4	1	2	3	3	3	2	4	4	3	1	1	2	2	2	2	22221	1	1	0
153	70	CHEV	CAMA	12487QL508559	68668	3	2	4	3	2	3	2	3	3	3	1	1	2	2	2	2	22212	1	1	0
154	70	CHEV	CHEL	136370R265425	62620	4	1	2	3	2	3	2	3	4	3	3	1	1	4	2	2	22221	6	1	0
155	70	CHEV	MALI	136370L173840	68655	4	1	3	2	4	3	4	2	4	3	1	1	3	1	2	2	22221	1	1	0
156	70	CHEV	IMPA	164470S163940	41607	4	2	2	3	2	3	3	3	4	3	1	1	1	4	2	2	22221	1	1	0
157	70	CHEV	IMPA	164470C166994	45484	4	2	2	4	2	4	2	3	4	3	1	1	2	2	2	2	22221	2	1	0
158	70	DODG	DART	LH41COR225615	71123	4	1	3	4	4	2	2	3	4	3	1	1	4	5	2	2	22221	2	1	0

APPENDIX B CONT'D

LISTING OF TEST VEHICLE USE AND MAINTENANCE DATA

PHOENIX

VEH	YR	MAKE	MODL	VIN	ODOM	PRDATE	N	VMT	C	S	F	W	G	B	V	MFRREC	LOC	LTU	W	MOD	OPER	D	LEAD	H2S	LCI
159	70	DODG	STAW	WH46G0G217030	61531	4	1	3	3	3	3	3	3	4	3	1	1	2	2	2	2	22221	1	1	0
160	70	FORD	MUST	0F01F150261	92746	4	1	4	3	3	2	2	3	4	3	3	2	2	2	2	2	22221	1	1	0
161	70	FORD	TORI	0A30F137360	104449	4	2	5	3	3	2	3	3	4	2	1	1	1	2	2	2	22221	1	1	0
162	70	FORD	GALA	0P55H131116	60103	4	2	3	2	4	4	2	2	4	4	3	1	1	2	2	2	22221	1	1	0
163	70	FORD	GALA	0J56H191440	62165	4	1	3	2	4	4	2	4	4	4	1	1	2	2	2	2	22221	1	1	0
164	70	MERC	MARQ	0Z46Y519999	74627	4	2	2	2	2	3	3	1	4	1	3	1	2	1	2	2	22221	4	1	0
165	70	OLDS	CUTL	342570Z132765	74435	4	1	2	2	3	2	2	3	4	4	1	4	4	2	2	2	22221	1	1	0
166	70	PLYM	FURY	PM29L0D125625	59114	2	2	3	4	2	4	1	1	4	4	3	1	1	2	2	2	22221	4	1	0
167	70	PONT	LEMA	235370R138751	68057	4	2	2	4	2	3	4	3	4	3	3	1	2	2	2	2	22221	1	5	0
168	70	VOLK	KARM	1402203998	73797	4	1	1	4	4	4	2	3	4	4	1	1	2	2	3	2	22221	1	1	0
169	70	VOLK	SEDA	1102032180	117186	3	2	2	4	2	3	2	3	4	4	1	1	1	2	2	2	22221	1	1	0
170	69	BUIC	RIVI	494879H927842	78621	2	2	3	4	2	3	2	2	4	3	1	1	1	2	2	2	22221	1	1	0
171	69	BUIC	SKYL	435699K103304	73431	4	2	2	4	2	4	2	2	2	3	1	1	1	4	2	2	22221	1	1	0
172	69	CHEV	NOVA	111279W317382	75166	4	2	2	3	2	3	4	2	3	3	1	1	2	4	2	2	22221	1	1	0
173	69	CHEV	STAW	132369K448030	50378	4	1	2	3	2	3	2	3	2	3	1	1	3	2	2	2	21222	1	1	0
174	69	CHEV	IMPA	164379R032202	71989	4	2	2	3	3	3	2	2	4	3	3	4	2	1	2	2	22221	2	1	0
175	69	CHEV	IMPA	156699L016564	72712	4	2	2	4	2	4	2	4	4	4	1	1	3	2	2	2	22221	4	1	0
176	69	CHEV	IMPA	164399L014629	56761	4	2	2	2	3	3	2	3	3	3	1	2	1	4	2	2	22221	6	1	0
177	69	CHRY	NEWP	CE41G285654	55335	4	2	2	2	4	4	4	3	4	2	1	1	2	4	2	2	22221	1	1	0
178	69	FORD	MUST	9R01T167650	34261	4	1	1	4	2	4	3	2	4	4	1	1	1	2	2	2	12222	1	1	0
179	69	FORD	FAIR	9H30F206154	65865	4	2	3	4	4	2	4	4	4	2	2	2	3	2	2	2	22221	1	3	0
180	69	FORD	GALA	9W57H20906	80647	4	2	3	3	2	3	2	3	3	3	1	1	1	2	2	2	22221	1	5	0
181	69	FORD	GALA	9655Y181614	99723	4	2	2	2	3	4	3	2	4	3	1	1	1	4	2	2	22221	1	1	0
182	69	MERC	MONR	9Z58Y584787	97817	4	2	3	4	2	3	4	2	4	3	2	2	2	4	2	2	22221	1	1	0
183	69	OLDS	98	384699M397167	71722	4	1	3	3	3	2	3	3	4	2	1	1	2	2	2	2	22221	1	1	0
184	69	PLYM	FURY	PM43F9D163851	67713	4	2	4	4	2	4	2	3	3	3	1	1	2	4	2	2	22221	6	1	0
185	69	PONT	TEMP	235379R139141	67832	4	1	2	4	2	3	2	3	4	4	1	1	2	2	2	2	22221	1	1	0
186	69	PONT	CATA	252699C122103	57086	4	1	2	4	2	4	4	2	4	3	1	1	2	2	2	2	22221	1	1	0
187	69	VOLK	SQUA	369142542	82337	4	1	3	3	2	3	2	3	4	3	1	1	1	1	2	2	22221	6	1	0
188	68	AMMO	REBE	A8A185B112761	62498	4	1	2	3	3	3	3	3	3	4	1	1	1	4	3	2	22221	1	1	0
189	68	BUIC	SKYL	6843537FL1	69291	4	2	2	3	2	3	4	1	1	2	1	1	4	5	2	2	22221	6	1	0
190	68	CHEV	NOVA	114278W218920	66315	4	2	1	4	2	4	4	2	4	4	1	1	1	2	3	2	22221	1	1	0
191	68	CHEV	CHEL	136398K167396	72845	4	1	2	3	2	3	3	3	3	3	1	1	1	4	2	2	22221	1	5	0
192	68	CHEV	CAPR	166478L141234	87954	4	1	3	4	2	3	3	2	4	3	1	1	1	4	2	2	22221	1	1	0
193	68	CHEV	IMPA	164878L161893	82386	2	2	4	3	2	3	3	2	4	3	1	1	1	2	1	2	22221	1	1	0
194	68	CHRY	NEWP	CE41G8C311050	69072	4	2	2	3	2	3	4	1	3	1	1	1	1	4	2	2	22221	6	1	0
195	68	DODG	CORO	WH23F8A152031	81342	4	2	2	2	4	4	4	2	4	4	1	1	4	4	2	2	22221	1	1	0
196	68	FORD	FALC	8K10T221460	99011	4	2	3	3	2	3	4	3	2	3	3	1	2	2	2	2	11222	1	1	0
197	68	FORD	FAIR	8K33C130709	70880	4	2	2	3	2	4	2	2	4	3	3	2	2	4	2	2	22221	1	5	0
198	68	FORD	GALA	8E56F242273	112110	4	1	2	3	2	3	2	2	4	3	1	1	3	2	3	2	22221	1	1	0
199	68	MERC	MONR	8Z44Y556452	76543	3	2	3	2	4	3	3	3	2	3	3	1	2	4	3	2	22221	1	1	0
200	68	OLDS	CUTL	336878Z105238	42000	4	2	2	3	2	3	4	2	4	2	1	1	2	4	2	2	22221	2	1	0
201	68	PLYM	SATE	RH23F8E145533	77744	4	1	3	3	2	3	2	3	4	3	1	1	2	4	1	2	22221	2	1	0
202	68	PONT	STAW	235358P120571	59091	4	1	3	3	3	3	4	2	4	4	1	1	1	2	3	2	22221	1	5	0
203	68	PONT	CATA	252878E208064	95187	4	2	1	4	2	4	1	4	4	4	3	1	1	2	2	2	22221	1	1	0
204	68	VOLK	SEDA	118268101	104484	4	2	5	3	2	3	3	3	3	3	3	1	1	2	3	2	21222	6	5	0
205	65	AMMO	RAMB	P100968	97984	4	2	3	3	4	2	3	2	3	3	3	4	4	5	3	3	22221	6	5	0
206	67	BUIC	STAW	44455H275294	90226	4	1	3	3	2	3	2	3	4	3	1	1	1	4	2	2	22221	1	1	0
207	67	BUIC	ELEC	484577H302038	67568	4	2	2	4	3	2	2	4	4	4	1	1	2	4	2	2	22221	6	1	0
208	67	CHEV	CAMA	123377N193674	133146	4	2	3	3	2	3	2	3	4	3	1	1	1	4	2	2	22122	1	1	0
209	66	CHEV	CHEL	132116Z154327	91088	4	2	3	3	2	3	2	3	4	3	1	1	1	4	2	2	22122	1	1	0
210	66	CHEV	BELA	156696L199874	81420	4	2	3	3	1	4	4	1	4	2	3	1	3	3	2	2	12222	2	3	0
211	67	CHEV	IMPA	164697U146456	121813	4	1	3	4	2	2	1	4	4	3	1	1	1	4	2	2	22221	6	2	0
212	67	CHEV	IMPA	164397L175404	79689	4	1	2	4	2	4	2	4	4	4	2	2	3	4	2	2	22221	1	1	0
213	67	CHEV	IMPA	164877J156179	78713	4	2	3	3	2	4	3	2	3	4	3	1	3	2	3	2	22221	1	1	0
214	66	CHRY	NEWP	CL41G63322270	92090	4	1	2	4	4	2	1	4	4	4	1	1	2	2	2	2	22221	1	1	0
215	65	DODG	DART	2455137517	87898	4	1	1	3	2	4	2	4	3	4	3	1	1	1	2	2	22221	2	5	0
216	67	FORD	FALC	7K12T223196	107749	4	1	2	3	2	3	2	3	4	3	3	1	3	4	2	2	22221	1	1	0
217	66	FORD	MUST	6R07C120019	55883	4	2	1	2	4	4	1	4	4	4	1	2	3	4	2	2	22221	5	1	0
218	67	FORD	FAIR	7K34C176121	79593	4	2	2	2	3	3	4	1	4	4	1	1	2	4	2	2	22221	1	1	0
219	66	FORD	STAW	6G7GX278416	112736	4	2	3	2	3	3	3	2	4	3	2	1	2	4	2	2	12222	1	1	0
220	66	FORD	STAW	6J74X110023	82919	4	2	3	3	2	3	2	3	4	3	1	1	3	2	2	2	11222	1	1	0
221	66	FORD	STAW	6D72X166224	78244	4	1	2	4	2	3	2	4	4	3	1	1	1	2	2	2	22221	2	1	0
222	67	MERC	COUG	7F91C618719	85257	4	2	2	4	2	4	4	2	2	4	1	1	1	2	2	2	22221	1	1	0
223	66	OLDS	STAW	338656Z119308	73939	4	2	1	3	2	3	4	2	4	3	3	1	1	2	2	2	22221	1	1	0
224	65	OLDS	98	384395M236465	86569	4	1	2	3	2	3	3	3	4	3	1	1	1	4	2	2	22221	1	1	0
225	67	PLYM	BELV	RH23D71197761	85017	4	2	2	1	4	4	1	4	4	4	3	1	1	2	1	2	22221	6	1	0
226	66	PLYM	FURY	PH23E62256992	97069	4	2	2	3	2	3	3	2	4	4	2	2	3	4	2	2	22221	1	1	0
227	66	PONT	LEMA	237176Z11833	68715	2	2	2	3	2	3	4	2	3	4	3	1	3	2	2	2	22221	1	1	0
228	66	PONT	BONN	262396P268322	85623	4	2	2	2	4	4	2	4	4	4	1	3	2	4	2	1	22221	1	1	0
229	66	VOLK	SEDA	116959613	85281	4	2	3	3	3	3	2	4	3	3	1	1	1	4	2	2	21222	1	1	0
230	67	VOLK	SEDA	117531105	85282	4	2	3	4	2	3	3	3	3	3	3	1	1	4	3	2	22221	1	1	0

APPENDIX C - LISTING OF FEDERAL TEST PROCEDURE RESULTS ON INDIVIDUAL VEHICLES

Legend

VEH NO. - Vehicle Number

YR - Model Year

MAKE - Vehicle Make

MODL - Vehicle Model

CID - Engine Displacement in Cubic Inches

TEST TYPE - Indicates the Portion of the Test or Composite

- COLD TRANS - Cold transient portion of test
- COLD STAB - Cold stabilized portion of test
- HOT TRANS - Hot transient portion of test
- 1972 FTP - Composite of Cold Transient and Cold Stabilized tests (equivalent to 1972 Federal Test Procedure)
- 1975 FTP - 1975 Federal Test Procedure composite

HC - Hydrocarbon Emissions in grams per mile

CO - Carbon Monoxide Emissions in grams per mile

CO2 - Carbon Dioxide Emissions in grams per mile

NOXC - Oxides of Nitrogen Emissions Corrected for Humidity in grams per mile

FUEL ECON - Fuel Economy Calculated by the Carbon Balance Method in miles per gallon

IHC - Hydrocarbon Concentration with Vehicle at Normal Idle, Measured with Garage-type Instrumentation in parts per million Hexane equivalent

ICO [ACT] - Carbon Monoxide Concentration with Vehicle at Normal Idle, Measured with Garage-type Instrumentation in per cent.

ICO [SPEC] - Carbon Monoxide Concentration with Vehicle at Normal Idle, as specified by the manufacture.

INOX - Oxides of Nitrogen Concentration with Vehicle at Normal Idle, measured by the Chemiluminescence method in PPM.

OTHER TESTS - Lists Other Emission Factors Tests Conducted on the Vehicle

- MODAL - Vehicle was used in the Modal Emissions Program
- HFET - Vehicle was used in Highway Fuel Economy test
- KEYMODE - Vehicle was used in the Clayton Key Mode testing program
- LO/HI - Vehicle was used in both Low Speed and High Speed testing programs
- SC/3M - Vehicle was used in both Federal Short Cycle and Federal Three Mode testing programs
- LOADED - Vehicle was used in the Loaded Vehicles Testing Program
- NONE - Vehicle was used only in the Federal Test Procedure Program

APPENDIX C

LISTING OF FEDERAL TEST PROCEDURE RESULTS
ON INDIVIDUAL VEHICLES
CHICAGO

VEH NO.	YR	MAKE	MODL	CID	TEST TYPE	HC	CO	CO2	NOXC	MPG FUEL ECON
						-----GRAMS PER MILE-----				
001	75	CHEV	TRUC	350	COLD TRANS	2.45	34.1	788.3	2.76	10.4
					COLD STAB	0.27	7.8	893.0	1.94	9.8
IHC= 22 PPM HEXANE					HOT TRANS	0.42	12.2	722.0	2.88	12.0
ICO[ACT] = 0.0 %CO										
ICO[SPEC]= 0.5 %CO					72 FTP	1.32	20.4	842.9	2.33	10.1
INOX = N/A PPM										
					75 FTP	0.76	14.4	824.8	2.37	10.4
OTHER TESTS:					HFET MODAL KEYMODE					
002	75	CHEV	TRUC	350	COLD TRANS	3.19	19.4	809.6	2.88	10.4
					COLD STAB	0.12	1.0	819.9	1.64	10.8
IHC= 46 PPM HEXANE					HOT TRANS	0.15	4.0	731.1	2.68	12.0
ICO[ACT] = 0.0 %CO										
ICO[SPEC]= 0.5 %CO					72 FTP	1.59	9.8	815.0	2.23	10.6
INOX = N/A PPM										
					75 FTP	0.76	5.6	793.5	2.18	11.0
OTHER TESTS:					HFET MODAL KEYMODE					
003	75	CHEV	VAN	350	COLD TRANS	1.36	21.4	719.5	2.83	11.7
					COLD STAB	0.15	0.1	712.8	1.23	12.4
IHC= 24 PPM HEXANE					HOT TRANS	0.17	1.0	632.8	2.07	14.0
ICO[ACT] = 0.0 %CO										
ICO[SPEC]= N/A %CO					72 FTP	0.73	10.3	716.0	2.00	12.1
INOX = N/A PPM										
					75 FTP	0.40	4.7	692.3	1.79	12.7
OTHER TESTS:					HFET MODAL KEYMODE					
004	75	CHEV	VAN	350	COLD TRANS	3.80	23.1	785.3	3.02	10.6
					COLD STAB	0.51	0.0	719.4	1.43	12.3
IHC= 37 PPM HEXANE					HOT TRANS	0.80	3.9	671.0	2.72	13.1
ICO[ACT] = 0.0 %CO										
ICO[SPEC]= N/A %CO					72 FTP	2.08	11.1	751.0	2.19	11.5
INOX = N/A PPM										
					75 FTP	1.27	5.8	719.8	2.11	12.1
OTHER TESTS:					HFET MODAL KEYMODE					
005	75	DODG	TRAD	318	COLD TRANS	2.37	47.9	812.6	1.53	9.9
					COLD STAB	0.23	4.9	774.5	3.29	11.3
IHC= 39 PPM HEXANE					HOT TRANS	0.29	3.6	699.9	1.98	12.6
ICO[ACT] = 0.0 %CO										
ICO[SPEC]= 0.3 %CO					72 FTP	1.25	25.5	792.7	2.45	10.6
INOX = N/A PPM										
					75 FTP	0.69	13.4	762.0	2.57	11.3
OTHER TESTS:					HFET MODAL KEYMODE					

APPENDIX C,CONT'D

LISTING OF FEDERAL TEST PROCEDURE RESULTS
ON INDIVIDUAL VEHICLES
CHICAGO

VEH NO.	YR	MAKE	MODL	CID	TEST TYPE	HC	CO	CO2	NOXC	MPG FUEL ECON
						-----GRAMS PER MILE-----				
006	75	FORD	F100	302	COLD TRANS	1.16	13.1	702.7	2.32	12.2
					COLD STAB	0.45	6.7	768.8	1.74	11.4
IHC= 28 PPM HEXANE					HOT TRANS	0.77	15.2	620.8	2.27	13.7
ICO[ACT] = 0.0 %CO										
ICO[SPEC]= N/A %CO					72 FTP	0.79	9.8	737.1	2.02	11.8
INOX = N/A PPM										
					75 FTP	0.69	10.4	714.8	2.01	12.1
OTHER TESTS:					HFET MODAL KEYMODE					
007	75	FORD	TRUC	302	COLD TRANS	0.74	6.7	789.6	2.78	11.1
					COLD STAB	0.32	0.2	761.3	2.08	11.6
IHC= 46 PPM HEXANE					HOT TRANS	0.46	1.3	654.5	2.70	13.5
ICO[ACT] = 0.0 %CO										
ICO[SPEC]= N/A %CO					72 FTP	0.52	3.3	774.9	2.41	11.4
INOX = N/A PPM										
					75 FTP	0.44	1.8	738.0	2.39	12.0
OTHER TESTS:					HFET MODAL KEYMODE					
008	75	FORD	TRUC	360	COLD TRANS	2.58	40.9	886.3	3.00	9.3
					COLD STAB	1.42	16.4	818.8	2.14	10.5
IHC= 74 PPM HEXANE					HOT TRANS	1.21	9.6	711.8	2.93	12.1
ICO[ACT] = 0.2 %CO										
ICO[SPEC]= N/A %CO					72 FTP	1.98	28.1	851.1	2.55	9.8
INOX = N/A PPM										
					75 FTP	1.60	19.6	803.5	2.53	10.6
OTHER TESTS:					HFET MODAL KEYMODE					
009	75	FORD	F100	360	COLD TRANS	2.76	76.4	826.0	2.15	9.3
					COLD STAB	1.30	30.7	820.8	1.06	10.2
IHC= 84 PPM HEXANE					HOT TRANS	1.28	21.5	720.2	1.49	11.7
ICO[ACT] = 0.5 %CO										
ICO[SPEC]= N/A %CO					72 FTP	2.00	52.6	823.3	1.58	9.7
INOX = N/A PPM										
					75 FTP	1.59	37.6	794.4	1.40	10.3
OTHER TESTS:					HFET MODAL KEYMODE					
010	75	GMC	TRUC	350	COLD TRANS	2.06	30.3	783.3	2.92	10.6
					COLD STAB	0.33	0.0	817.5	1.25	10.8
IHC= 28 PPM HEXANE					HOT TRANS	0.43	1.1	704.6	2.65	12.5
ICO[ACT] = 0.0 %CO										
ICO[SPEC]= N/A %CO					72 FTP	1.16	14.5	801.1	2.05	10.7
INOX = N/A PPM										
					75 FTP	0.71	6.5	779.6	1.97	11.2
OTHER TESTS:					HFET MODAL KEYMODE					

LISTING OF FEDERAL TEST PROCEDURE RESULTS
ON INDIVIDUAL VEHICLES
CHICAGO

VEH NO.	YR	MAKE	MODL	CID	TEST TYPE	HC	CO	CO2	NOXC	MPG FUEL ECON
						-----GRAMS PER MILE-----				
011	75	AMMO	HORN	258	COLD TRANS	1.48	38.9	617.1	2.18	13.0
					COLD STAB	1.35	38.0	577.6	1.31	13.8
IHC= 215 PPM HEXANE					HOT TRANS	1.41	22.2	542.9	1.74	15.2
ICO[ACT] = 3.8 %CO										
ICO[SPEC]= 1.0 %CO					72 FTP	1.41	38.4	596.5	1.73	13.4
INOX = N/A PPM										
					75 FTP	1.39	33.9	576.2	1.61	14.0
OTHER TESTS:					HFET MODAL KEYMODE LO/HI SC/3M					
012	75	BUIC	REGA	350	COLD TRANS	1.11	24.4	731.6	3.40	11.5
					COLD STAB	0.15	2.1	732.3	1.38	12.1
IHC= 18 PPM HEXANE					HOT TRANS	0.32	6.9	654.9	2.43	13.3
ICO[ACT] = 0.1 %CO										
ICO[SPEC]= N/A %CO					72 FTP	0.61	12.7	732.0	2.35	11.8
INOX = N/A PPM										
					75 FTP	0.40	8.0	711.1	2.08	12.2
OTHER TESTS:					HFET MODAL KEYMODE LO/HI					
013	75	BUIC	ELEC	455	COLD TRANS	1.76	19.4	803.7	5.51	10.6
					COLD STAB	0.39	5.6	825.9	1.67	10.6
IHC= 37 PPM HEXANE					HOT TRANS	1.04	15.5	718.6	3.73	11.9
ICO[ACT] = 0.1 %CO										
ICO[SPEC]= N/A %CO					72 FTP	1.05	12.2	815.3	3.51	10.6
INOX = N/A PPM										
					75 FTP	0.85	11.1	792.1	3.02	10.9
OTHER TESTS:					HFET MODAL KEYMODE LO/HI					
014	75	BUIC	LESA	350	COLD TRANS	2.19	39.3	731.3	3.27	11.1
					COLD STAB	1.41	30.4	663.6	1.13	12.4
IHC= 149 PPM HEXANE					HOT TRANS	0.95	14.4	624.9	2.57	13.6
ICO[ACT] = 1.2 %CO										
ICO[SPEC]= N/A %CO					72 FTP	1.78	34.7	696.0	2.15	11.7
INOX = N/A PPM										
					75 FTP	1.44	27.9	667.0	1.96	12.4
OTHER TESTS:					HFET MODAL KEYMODE LO/HI					
015	75	CADI	DEVI	500	COLD TRANS	3.53	82.7	839.4	0.81	9.1
					COLD STAB	1.95	35.5	779.0	0.65	10.6
IHC= 65 PPM HEXANE					HOT TRANS	1.60	48.6	736.5	0.80	10.9
ICO[ACT] = 0.4 %CO										
ICO[SPEC]= N/A %CO					72 FTP	2.70	58.1	807.9	0.73	9.8
INOX = N/A PPM										
					75 FTP	2.18	48.8	779.8	0.72	10.3
OTHER TESTS:					HFET MODAL KEYMODE LO/HI SC/3M					

APPENDIX C,CONT'D

LISTING OF FEDERAL TEST PROCEDURE RESULTS
ON INDIVIDUAL VEHICLES
CHICAGO

VEH NO.	YR MAKE MODL CID	TEST TYPE	HC	CO	CO2	NOXC	MPG FUEL ECON
			-----GRAMS PER MILE-----				
016	75 CHEV VEGA 140	COLD TRANS	2.50	41.3	358.9	2.26	20.6
		COLD STAB	0.73	17.5	417.7	1.51	19.8
	IHC= 504 PPM HEXANE	HOT TRANS	0.71	14.8	324.5	2.10	25.4
	ICO[ACT] = 5.0 %CO						
	ICO[SPEC]= N/A %CO	72 FTP	1.57	28.9	389.5	1.87	20.2
	INOX = N/A PPM						
		75 FTP	1.08	21.7	380.2	1.82	21.3
	OTHER TESTS:	HFET MODAL KEYMODE LO/HI SC/3M					
017	75 CHEV NOVA 250	COLD TRANS	1.25	24.1	612.7	2.96	13.6
		COLD STAB	0.06	0.1	580.4	2.10	15.3
	IHC= 14 PPM HEXANE	HOT TRANS	0.38	6.2	551.1	2.33	15.8
	ICO[ACT] = 0.0 %CO						
	ICO[SPEC]= N/A %CO	72 FTP	0.63	11.6	595.8	2.51	14.4
	INOX = N/A PPM						
		75 FTP	0.39	6.7	579.0	2.34	15.0
	OTHER TESTS:	HFET MODAL KEYMODE LO/HI SC/3M					
018	75 CHEV MALI 350	COLD TRANS	2.56	39.0	656.0	2.54	12.2
		COLD STAB	0.28	6.4	655.9	1.07	13.3
	IHC= 18 PPM HEXANE	HOT TRANS	0.62	18.9	575.8	1.90	14.6
	ICO[ACT] = 0.1 %CO						
	ICO[SPEC]= N/A %CO	72 FTP	1.37	22.0	656.0	1.77	12.8
	INOX = N/A PPM						
		75 FTP	0.84	16.5	634.1	1.60	13.4
	OTHER TESTS:	HFET MODAL KEYMODE LO/HI SC/3M					
019	75 CHEV IMPA 350	COLD TRANS	1.49	29.0	701.4	2.96	11.8
		COLD STAB	0.18	5.4	717.7	1.33	12.2
	IHC= 33 PPM HEXANE	HOT TRANS	0.37	11.4	623.9	2.36	13.8
	ICO[ACT] = 0.0 %CO						
	ICO[SPEC]= N/A %CO	72 FTP	0.81	16.7	709.9	2.11	12.0
	INOX = N/A PPM						
		75 FTP	0.50	11.9	688.7	1.95	12.5
	OTHER TESTS:	HFET MODAL KEYMODE LO/HI SC/3M					
020	75 CHEV IMPA 350	COLD TRANS	1.69	29.4	709.0	3.42	11.7
		COLD STAB	0.84	7.7	705.0	1.56	12.3
	IHC= 24 PPM HEXANE	HOT TRANS	1.05	9.9	638.9	2.96	13.5
	ICO[ACT] = 0.0 %CO						
	ICO[SPEC]= N/A %CO	72 FTP	1.25	18.1	706.9	2.45	12.0
	INOX = N/A PPM						
		75 FTP	1.07	12.8	687.8	2.33	12.5
	OTHER TESTS:	HFET MODAL KEYMODE LO/HI					

LISTING OF FEDERAL TEST PROCEDURE RESULTS
ON INDIVIDUAL VEHICLES
CHICAGO

VEH NO.	YR	MAKE	MODL	CID	TEST TYPE	HC	CO	CO2	NOXC	MPG FUEL ECON
						-----GRAMS PER MILE-----				
021	75	CHEV	CAPR	400	COLD TRANS	1.92	36.7	780.8	4.41	10.5
					COLD STAB	0.12	0.0	760.4	2.52	11.7
IHC= 14 PPM HEXANE					HOT TRANS	0.15	0.9	685.7	4.65	12.9
ICO[ACT] = 0.1 %CO										
ICO[SPEC]= N/A %CO					72 FTP	0.98	17.6	770.2	3.42	11.1
INOX = N/A PPM										
					75 FTP	0.50	7.8	744.2	3.49	11.7
OTHER TESTS:					HFET MODAL KEYMODE LO/HI					
022	75	CHRY	NEWP	400	COLD TRANS	12.61	126.4	835.3	2.39	8.3
					COLD STAB	0.06	4.1	883.3	1.82	10.0
IHC= 35 PPM HEXANE					HOT TRANS	0.37	17.4	796.7	2.81	10.8
ICO[ACT] = 0.0 %CO										
ICO[SPEC]= 0.3 %CO					72 FTP	6.06	62.6	860.3	2.09	9.1
INOX = N/A PPM										
					75 FTP	2.73	32.9	849.8	2.21	9.8
OTHER TESTS:					HFET MODAL KEYMODE LO/HI					
023	75	DODG	CHAR	318	COLD TRANS	5.43	172.3	653.8	1.90	9.4
					COLD STAB	2.21	70.4	736.6	2.32	10.4
IHC= 37 PPM HEXANE					HOT TRANS	2.98	103.6	608.5	2.37	11.4
ICO[ACT] = 0.9 %CO										
ICO[SPEC]= 0.5 %CO					72 FTP	3.75	119.2	697.0	2.12	9.9
INOX = N/A PPM										
					75 FTP	3.08	100.4	684.6	2.25	10.4
OTHER TESTS:					HFET MODAL KEYMODE LO/HI					
024	75	DODG	DART	225	COLD TRANS	2.18	35.0	586.0	2.90	13.7
					COLD STAB	0.91	31.1	537.6	1.06	15.1
IHC= 140 PPM HEXANE					HOT TRANS	1.49	23.6	492.5	2.14	16.6
ICO[ACT] = 0.6 %CO										
ICO[SPEC]= 0.3 %CO					72 FTP	1.52	33.0	560.8	1.94	14.4
INOX = N/A PPM										
					75 FTP	1.33	29.8	535.3	1.73	15.1
OTHER TESTS:					HFET MODAL KEYMODE LO/HI SC/3M					
025	75	FORD	PINT	140	COLD TRANS	2.54	29.8	454.1	3.86	17.4
					COLD STAB	0.68	13.3	480.8	1.87	17.6
IHC= 56 PPM HEXANE					HOT TRANS	1.57	14.5	389.8	3.44	21.3
ICO[ACT] = 0.4 %CO										
ICO[SPEC]= N/A %CO					72 FTP	1.57	21.2	468.0	2.82	17.5
INOX = N/A PPM										
					75 FTP	1.30	17.0	450.5	2.71	18.4
OTHER TESTS:					HFET MODAL KEYMODE LO/HI SC/3M					

APPENDIX C,CONT'D

LISTING OF FEDERAL TEST PROCEDURE RESULTS
ON INDIVIDUAL VEHICLES
CHICAGO

VEH NO.	YR	MAKE	MODL	CID	TEST TYPE	HC	CO	CO2	NOXC	MPG FUEL ECON
						-----GRAMS PER MILE-----				
026	75	FORD	ELIT	351	COLD TRANS	8.14	146.1	836.9	3.15	8.1
					COLD STAB	3.02	70.1	945.9	1.06	8.3
IHC= 252 PPM HEXANE					HOT TRANS	2.46	48.2	849.0	1.66	9.5
ICO[ACT] = 6.5 %CO										
ICO[SPEC]= 0.4 %CO					72 FTP	5.47	106.5	893.8	2.06	8.2
INOX = N/A PPM										
					75 FTP	3.92	79.8	897.1	1.65	8.6
OTHER TESTS:					HFET MODAL KEYMODE LO/HI					
027	75	FORD	GRAN	250	COLD TRANS	1.79	37.4	623.9	2.67	12.9
					COLD STAB	0.77	12.9	636.9	2.01	13.5
IHC= 84 PPM HEXANE					HOT TRANS	0.79	18.3	603.1	2.30	14.0
ICO[ACT] = 0.2 %CO										
ICO[SPEC]= N/A %CO					72 FTP	1.26	24.6	630.7	2.32	13.2
INOX = N/A PPM										
					75 FTP	0.99	19.4	625.0	2.22	13.5
OTHER TESTS:					HFET MODAL KEYMODE LO/HI SC/3M					
028	75	FORD	LTD	351	COLD TRANS	3.19	16.1	839.1	5.70	10.1
					COLD STAB	1.77	7.5	815.1	2.03	10.7
IHC= 56 PPM HEXANE					HOT TRANS	1.07	5.9	714.9	4.52	12.2
ICO[ACT] = 0.4 %CO										
ICO[SPEC]= N/A %CO					72 FTP	2.45	11.6	826.6	3.79	10.4
INOX = N/A PPM										
					75 FTP	1.87	8.8	792.7	3.47	10.9
OTHER TESTS:					HFET MODAL KEYMODE LO/HI					
029	75	FORD	LTD	400	COLD TRANS	1.61	28.4	1049.4	2.93	8.1
					COLD STAB	0.21	5.9	971.0	1.85	9.0
IHC= 22 PPM HEXANE					HOT TRANS	0.44	12.8	865.0	2.52	10.0
ICO[ACT] = 0.1 %CO										
ICO[SPEC]= N/A %CO					72 FTP	0.88	16.7	1008.5	2.37	8.6
INOX = N/A PPM										
					75 FTP	0.56	12.4	958.2	2.26	9.1
OTHER TESTS:					HFET MODAL KEYMODE LO/HI					
030	75	MERC	COUG	351	COLD TRANS	1.37	11.3	838.0	4.35	10.3
					COLD STAB	1.16	12.6	795.0	2.38	10.8
IHC= 56 PPM HEXANE					HOT TRANS	1.21	8.2	720.2	3.79	12.0
ICO[ACT] = 0.7 %CO										
ICO[SPEC]= N/A %CO					72 FTP	1.26	11.9	815.6	3.32	10.6
INOX = N/A PPM										
					75 FTP	1.22	11.1	783.4	3.17	11.0
OTHER TESTS:					HFET MODAL KEYMODE LO/HI					

LISTING OF FEDERAL TEST PROCEDURE RESULTS
ON INDIVIDUAL VEHICLES
CHICAGO

VEH NO.	YR	MAKE	MODL	CID	TEST TYPE	HC	CO	CO2	NOXC	MPG FUEL ECON
						-----GRAMS PER MILE-----				
031	75	MERC	MONT	351	COLD TRANS	1.46	29.9	860.8	4.53	9.7
					COLD STAB	0.90	30.8	801.4	1.94	10.4
IHC= 65 PPM HEXANE					HOT TRANS	1.07	22.0	713.2	3.95	11.8
ICO[ACT] = 1.6 %CO										
ICO[SPEC]= N/A %CO					72 FTP	1.17	30.4	829.8	3.18	10.1
INOX = N/A PPM										
					75 FTP	1.06	28.2	789.6	3.02	10.6
OTHER TESTS:					HFET MODAL KEYMODE LO/HI					
032	75	OLDS	DELT	350	COLD TRANS	3.69	64.9	674.4	1.76	11.3
					COLD STAB	2.08	39.6	602.5	0.77	13.2
IHC= 317 PPM HEXANE					HOT TRANS	1.95	38.8	574.1	1.36	13.8
ICO[ACT] = 2.7 %CO										
ICO[SPEC]= N/A %CO					72 FTP	2.85	51.7	636.9	1.24	12.2
INOX = N/A PPM										
					75 FTP	2.38	44.6	609.6	1.13	12.9
OTHER TESTS:					HFET MODAL KEYMODE LO/HI SC/3M					
033	75	OLDS	CUTL	350	COLD TRANS	1.85	35.7	678.5	1.42	12.0
					COLD STAB	0.25	7.4	612.3	1.34	14.2
IHC= 16 PPM HEXANE					HOT TRANS	0.78	29.1	567.1	1.19	14.4
ICO[ACT] = 0.0 %CO										
ICO[SPEC]= N/A %CO					72 FTP	1.01	20.9	644.0	1.37	13.1
INOX = N/A PPM										
					75 FTP	0.72	19.1	613.6	1.31	13.7
OTHER TESTS:					HFET MODAL KEYMODE LO/HI SC/3M					
034	75	OLDS	98	455	COLD TRANS	2.69	30.4	757.7	2.19	10.9
					COLD STAB	1.01	9.5	692.5	1.08	12.5
IHC= 61 PPM HEXANE					HOT TRANS	0.86	16.7	657.9	1.99	12.9
ICO[ACT] = 0.1 %CO										
ICO[SPEC]= N/A %CO					72 FTP	1.81	19.5	723.7	1.61	11.7
INOX = N/A PPM										
					75 FTP	1.31	15.7	696.5	1.56	12.2
OTHER TESTS:					HFET MODAL KEYMODE LO/HI SC/3M					
035	75	PLYM	FURY	318	COLD TRANS	4.49	183.4	561.5	1.67	10.3
					COLD STAB	0.51	13.5	679.9	1.92	12.6
IHC= 57 PPM HEXANE					HOT TRANS	0.34	5.1	601.2	3.39	14.5
ICO[ACT] = 0.4 %CO										
ICO[SPEC]= 0.3 %CO					72 FTP	2.41	94.8	623.2	1.80	11.4
INOX = N/A PPM										
					75 FTP	1.28	46.2	634.1	2.27	12.5
OTHER TESTS:					HFET MODAL KEYMODE LO/HI					

APPENDIX C,CONT'D

LISTING OF FEDERAL TEST PROCEDURE RESULTS
ON INDIVIDUAL VEHICLES
CHICAGO

VEH NO.	YR	MAKE	MODL	CID	TEST TYPE	HC	CO	CO2	NOXC	MPG FUEL ECON
						-----GRAMS PER MILE-----				
036	75	PLYM	DUST	225	COLD TRANS	4.62	42.1	513.6	3.14	14.9
					COLD STAB	0.36	8.1	503.2	3.61	17.2
IHC= 74 PPM HEXANE					HOT TRANS	0.60	2.5	460.0	3.68	19.1
ICO[ACT] = 1.9 %CO										
ICO[SPEC]= 0.3 %CO					72 FTP	2.40	24.4	508.2	3.39	16.0
INOX = N/A PPM										
					75 FTP	1.30	13.6	493.5	3.53	17.1
OTHER TESTS:					HFET MODAL KEYMODE LO/HI SC/3M					
037	75	PONT	CATA	400	COLD TRANS	2.85	49.8	727.3	3.76	10.9
					COLD STAB	0.25	0.5	714.1	2.67	12.4
IHC= 41 PPM HEXANE					HOT TRANS	0.38	3.8	621.4	4.10	14.1
ICO[ACT] = 0.0 %CO										
ICO[SPEC]= 0.2 %CO					72 FTP	1.49	24.1	720.4	3.19	11.6
INOX = N/A PPM										
					75 FTP	0.82	11.6	691.5	3.28	12.5
OTHER TESTS:					HFET MODAL KEYMODE LO/HI					
038	75	PONT	LEMA	350	COLD TRANS	4.11	68.9	664.8	4.65	11.3
					COLD STAB	2.57	60.2	651.5	3.21	11.8
IHC= 271 PPM HEXANE					HOT TRANS	1.92	39.1	592.9	5.03	13.4
ICO[ACT] = 4.2 %CO										
ICO[SPEC]= N/A %CO					72 FTP	3.31	64.4	657.8	3.90	11.5
INOX = N/A PPM										
					75 FTP	2.71	56.3	638.2	4.00	12.1
OTHER TESTS:					HFET MODAL KEYMODE LO/HI SC/3M					
039	75	PONT	STAW	455	COLD TRANS	4.76	59.0	843.1	2.67	9.3
					COLD STAB	2.61	58.0	794.7	0.95	9.9
IHC= 373 PPM HEXANE					HOT TRANS	2.24	33.1	733.5	2.94	11.2
ICO[ACT] = 4.8 %CO										
ICO[SPEC]= N/A %CO					72 FTP	3.64	58.5	817.9	1.78	9.6
INOX = N/A PPM										
					75 FTP	2.95	51.4	788.0	1.85	10.1
OTHER TESTS:					HFET MODAL KEYMODE LO/HI					
040	76	CAPR	SEDA	140	COLD TRANS	1.76	28.1	550.7	2.95	14.8
					COLD STAB	0.64	18.5	561.6	1.86	15.0
IHC= 46 PPM HEXANE					HOT TRANS	0.84	12.5	455.6	2.73	18.6
ICO[ACT] = 0.8 %CO										
ICO[SPEC]= N/A %CO					72 FTP	1.18	23.1	556.4	2.38	14.9
INOX = N/A PPM										
					75 FTP	0.92	18.8	530.5	2.32	15.8
OTHER TESTS:					HFET MODAL KEYMODE LO/HI					

APPENDIX C,CONT'D

LISTING OF FEDERAL TEST PROCEDURE RESULTS
ON INDIVIDUAL VEHICLES
CHICAGO

VEH NO.	YR	MAKE	MODL	CID	TEST TYPE	HC	CO	CO2	NOXC	MPG FUEL ECON
						-----GRAMS PER MILE-----				
041	75	DATS	B210	85	COLD TRANS	2.67	43.9	378.4	4.94	19.5
					COLD STAB	1.81	19.1	303.0	3.35	26.2
IHC= 392 PPM HEXANE					HOT TRANS	1.69	19.2	310.0	4.18	25.7
ICO[ACT] = 4.5 %CO										
ICO[SPEC]= 2.0 %CO					72 FTP	2.22	31.0	339.1	4.11	22.5
INOX = N/A PPM										
					75 FTP	1.96	24.3	320.4	3.91	24.3
OTHER TESTS:					HFET MODAL KEYMODE LO/HI					
042	75	HOND	CIVI	91	COLD TRANS	2.62	11.5	338.0	2.73	24.4
					COLD STAB	0.75	5.7	349.1	1.69	24.6
IHC= 243 PPM HEXANE					HOT TRANS	0.83	4.4	303.5	2.44	28.4
ICO[ACT] = 0.3 %CO										
ICO[SPEC]= 0.3 %CO					72 FTP	1.65	8.5	343.8	2.19	24.5
INOX = N/A PPM										
					75 FTP	1.16	6.5	334.4	2.11	25.5
OTHER TESTS:					HFET MODAL KEYMODE LO/HI SC/3M					
043	75	TOYO	CORO	133	COLD TRANS	2.18	19.4	500.3	4.76	16.5
					COLD STAB	0.84	9.2	559.8	1.62	15.4
IHC= 46 PPM HEXANE					HOT TRANS	0.95	7.7	446.4	3.90	19.2
ICO[ACT] = 0.8 %CO										
ICO[SPEC]= N/A %CO					72 FTP	1.48	14.0	531.3	3.13	15.9
INOX = N/A PPM										
					75 FTP	1.14	10.9	516.6	2.89	16.5
OTHER TESTS:					HFET MODAL KEYMODE LO/HI SC/3M					
044	75	VOLK	SEDA	97	COLD TRANS	2.08	25.7	363.8	2.25	21.6
					COLD STAB	0.98	7.3	400.7	1.63	21.4
IHC= 46 PPM HEXANE					HOT TRANS	0.99	11.3	329.9	1.89	25.3
ICO[ACT] = 0.9 %CO										
ICO[SPEC]= N/A %CO					72 FTP	1.51	16.1	383.0	1.93	21.5
INOX = N/A PPM										
					75 FTP	1.21	12.2	373.8	1.83	22.4
OTHER TESTS:					HFET MODAL KEYMODE LO/HI SC/3M					
045	75	VOLK	DASH	90	COLD TRANS	2.72	54.4	430.0	2.57	16.9
					COLD STAB	0.14	15.1	413.3	0.90	20.3
IHC= 102 PPM HEXANE					HOT TRANS	0.26	10.4	403.5	2.13	21.1
ICO[ACT] = 4.4 %CO										
ICO[SPEC]= 2.0 %CO					72 FTP	1.37	33.9	421.3	1.70	18.5
INOX = N/A PPM										
					75 FTP	0.70	21.9	414.0	1.58	19.7
OTHER TESTS:					HFET MODAL KEYMODE LO/HI SC/3M					

LISTING OF FEDERAL TEST PROCEDURE RESULTS
ON INDIVIDUAL VEHICLES
CHICAGO

VEH NO.	YR	MAKE	MODL	CID	TEST TYPE	HC	CO	CO2	NOXC	MPG FUEL ECON
						-----GRAMS PER MILE-----				
231	75	AMMO	GREM	232	COLD TRANS	2.03	43.1	509.1	2.39	15.2
					COLD STAB	1.77	37.4	443.9	2.33	17.5
IHC= 317 PPM HEXANE					HOT TRANS	1.65	26.6	431.7	2.29	18.5
ICO[ACT] = 10.0 %CO										
ICO[SPEC]= 1.0 %CO					72 FTP	1.89	40.1	475.1	2.36	16.3
INOX = N/A PPM										
					75 FTP	1.79	35.6	454.0	2.33	17.2
OTHER TESTS:					SC/3M					
232	75	AMMO	STAW	304	COLD TRANS	1.29	19.5	683.9	4.00	12.3
					COLD STAB	0.19	0.7	670.9	2.39	13.2
IHC= 37 PPM HEXANE					HOT TRANS	0.36	3.4	607.2	3.40	14.5
ICO[ACT] = 0.1 %CO										
ICO[SPEC]= N/A %CO					72 FTP	0.72	9.7	677.1	3.16	12.8
INOX = N/A PPM										
					75 FTP	0.46	5.3	656.2	3.00	13.3
OTHER TESTS:					SC/3M					
233	75	AMMO	MATA	304	COLD TRANS	1.35	25.0	708.3	2.96	11.8
					COLD STAB	0.22	1.6	703.1	1.91	12.6
IHC= 18 PPM HEXANE					HOT TRANS	0.49	7.4	634.7	3.04	13.7
ICO[ACT] = 0.0 %CO										
ICO[SPEC]= N/A %CO					72 FTP	0.76	12.8	705.6	2.42	12.2
INOX = N/A PPM										
					75 FTP	0.52	8.0	685.5	2.44	12.7
OTHER TESTS:					SC/3M					
234	75	BUIC	SKYH	231	COLD TRANS	2.30	35.2	507.0	4.02	15.6
					COLD STAB	0.52	14.8	508.3	1.09	16.6
IHC= 33 PPM HEXANE					HOT TRANS	0.41	8.3	454.2	2.65	18.9
ICO[ACT] = 0.1 %CO										
ICO[SPEC]= N/A %CO					72 FTP	1.37	24.6	507.7	2.49	16.1
INOX = N/A PPM										
					75 FTP	0.86	17.3	493.3	2.12	17.0
OTHER TESTS:					SC/3M					
235	75	BUIC	SKYL	260	COLD TRANS	1.92	11.7	635.1	3.69	13.5
					COLD STAB	0.09	0.5	568.3	3.29	15.6
IHC= 28 PPM HEXANE					HOT TRANS	0.28	4.9	528.6	3.48	16.5
ICO[ACT] = 0.0 %CO										
ICO[SPEC]= N/A %CO					72 FTP	0.97	5.9	600.3	3.48	14.5
INOX = N/A PPM										
					75 FTP	0.52	4.0	571.2	3.42	15.3
OTHER TESTS:					SC/3M					

LISTING OF FEDERAL TEST PROCEDURE RESULTS
ON INDIVIDUAL VEHICLES
CHICAGO

VEH NO.	YR	MAKE	MODL	CID	TEST TYPE	HC	CO	CO2	NOXC	MPG FUEL ECON
						-----GRAMS PER MILE-----				
236	75	BUIC	LESA	350	COLD TRANS	2.27	45.7	793.4	4.26	10.2
					COLD STAB	1.58	47.7	732.9	1.39	10.9
IHC= 261 PPM HEXANE					HOT TRANS	1.32	25.1	704.2	3.45	11.9
ICO[ACT] = 3.5 %CO										
ICO[SPEC]= N/A %CO					72 FTP	1.91	46.8	761.8	2.76	10.5
INOX = N/A PPM										
					75 FTP	1.65	41.2	737.5	2.54	11.0
OTHER TESTS:					SC/3M					
237	75	BUIC	REGA	350	COLD TRANS	1.55	25.8	706.6	5.22	11.8
					COLD STAB	0.26	1.4	693.8	1.94	12.7
IHC= 46 PPM HEXANE					HOT TRANS	0.37	1.2	609.5	3.88	14.5
ICO[ACT] = 0.1 %CO										
ICO[SPEC]= N/A %CO					72 FTP	0.88	13.1	699.9	3.51	12.3
INOX = N/A PPM										
					75 FTP	0.55	6.4	673.4	3.15	13.0
OTHER TESTS:					NONE					
238	75	BUIC	LESA	350	COLD TRANS	2.65	59.3	737.8	3.46	10.6
					COLD STAB	4.67	37.4	669.1	1.84	11.9
IHC= 65 PPM HEXANE					HOT TRANS	1.48	44.2	640.3	2.60	12.4
ICO[ACT] = 0.6 %CO										
ICO[SPEC]= N/A %CO					72 FTP	3.70	47.9	702.0	2.62	11.2
INOX = N/A PPM										
					75 FTP	3.38	43.8	675.4	2.38	11.8
OTHER TESTS:					SC/3M					
239	75	BUIC	ELEC	455	COLD TRANS	2.99	50.6	778.6	3.99	10.2
					COLD STAB	2.76	59.6	741.6	0.95	10.5
IHC= 186 PPM HEXANE					HOT TRANS	2.33	40.4	674.3	2.06	11.9
ICO[ACT] = 2.4 %CO										
ICO[SPEC]= N/A %CO					72 FTP	2.87	55.3	759.3	2.41	10.4
INOX = N/A PPM										
					75 FTP	2.69	52.5	730.9	1.88	10.8
OTHER TESTS:					NONE					
240	75	BUIC	STAW	455	COLD TRANS	2.94	75.7	833.8	3.16	9.2
					COLD STAB	2.48	60.4	794.6	1.14	9.9
IHC= 121 PPM HEXANE					HOT TRANS	1.97	40.9	750.2	2.52	10.8
ICO[ACT] = 1.8 %CO										
ICO[SPEC]= N/A %CO					72 FTP	2.70	67.8	813.3	2.11	9.6
INOX = N/A PPM										
					75 FTP	2.44	58.3	790.5	1.93	10.0
OTHER TESTS:					SC/3M					

LISTING OF FEDERAL TEST PROCEDURE RESULTS
ON INDIVIDUAL VEHICLES
CHICAGO

VEH NO.	YR	MAKE	MODL	CID	TEST TYPE	HC	CO	CO2	NOXC	MPG FUEL ECON
						-----GRAMS PER MILE-----				
241	76	CADI	SEVI	350	COLD TRANS	2.82	40.2	690.8	3.50	11.6
					COLD STAB	0.25	0.6	718.1	1.64	12.3
IHC= 46 PPM HEXANE					HOT TRANS	0.36	3.9	622.0	2.91	14.1
ICO[ACT] = 0.1 %CO										
ICO[SPEC]= N/A %CO					72 FTP	1.48	19.6	705.1	2.53	12.0
INOX = N/A PPM										
					75 FTP	0.81	9.7	686.3	2.37	12.6
OTHER TESTS:					NONE					
242	75	CADI	DEVI	500	COLD TRANS	2.03	60.1	876.5	1.53	9.1
					COLD STAB	0.29	19.3	821.4	1.56	10.4
IHC= 37 PPM HEXANE					HOT TRANS	1.10	67.0	723.5	1.24	10.7
ICO[ACT] = 0.0 %CO										
ICO[SPEC]= N/A %CO					72 FTP	1.12	38.8	847.7	1.55	9.7
INOX = N/A PPM										
					75 FTP	0.87	40.7	806.0	1.47	10.2
OTHER TESTS:					NONE					
243	75	CADI	DEVI	500	COLD TRANS	5.01	104.3	777.0	2.26	9.3
					COLD STAB	1.77	36.6	746.1	1.88	11.0
IHC= 65 PPM HEXANE					HOT TRANS	2.34	61.4	661.7	1.89	11.6
ICO[ACT] = 0.1 %CO										
ICO[SPEC]= N/A %CO					72 FTP	3.32	69.0	760.9	2.07	10.1
INOX = N/A PPM										
					75 FTP	2.59	57.3	729.4	1.96	10.7
OTHER TESTS:					NONE					
244	75	CHEV	VEGA	140	COLD TRANS	2.81	32.6	392.3	2.41	19.6
					COLD STAB	0.40	8.7	412.8	1.77	20.8
IHC= 28 PPM HEXANE					HOT TRANS	0.56	13.2	347.0	2.26	24.0
ICO[ACT] = 0.0 %CO										
ICO[SPEC]= N/A %CO					72 FTP	1.55	20.1	403.0	2.08	20.2
INOX = N/A PPM										
					75 FTP	0.94	14.8	390.6	2.03	21.3
OTHER TESTS:					SC/3M					
245	75	CHEV	VEGA	140	COLD TRANS	2.27	57.2	436.1	1.60	16.6
					COLD STAB	1.19	28.1	406.6	0.65	19.5
IHC= 243 PPM HEXANE					HOT TRANS	1.17	34.7	378.3	0.89	20.3
ICO[ACT] = 5.4 %CO										
ICO[SPEC]= N/A %CO					72 FTP	1.71	42.0	420.7	1.11	18.0
INOX = N/A PPM										
					75 FTP	1.41	35.9	405.0	0.91	19.1
OTHER TESTS:					SC/3M					

APPENDIX C,CONT'D

LISTING OF FEDERAL TEST PROCEDURE RESULTS
ON INDIVIDUAL VEHICLES
CHICAGO

VEH NO.	YR	MAKE	MODL	CID	TEST TYPE	HC	CO	CO2	NOXC	MPG FUEL ECON
						-----GRAMS PER MILE-----				
246	75	CHEV	MONZ	262	COLD TRANS	1.70	17.1	598.2	6.92	14.1
					COLD STAB	0.20	0.2	538.6	3.87	16.5
IHC= 9 PPM HEXANE					HOT TRANS	0.28	1.8	522.6	5.87	16.9
ICO[ACT] = 0.0 %CO										
ICO[SPEC]= N/A %CO					72 FTP	0.92	8.3	567.1	5.33	15.2
INOX = N/A PPM										
					75 FTP	0.53	4.1	546.5	5.04	16.0
OTHER TESTS:					SC/3M					
247	75	CHEV	NOVA	250	COLD TRANS	2.19	28.7	535.2	5.59	15.1
					COLD STAB	1.29	36.9	465.0	2.37	16.8
IHC= 317 PPM HEXANE					HOT TRANS	0.80	16.4	444.0	3.58	18.8
ICO[ACT] = 5.8 %CO										
ICO[SPEC]= N/A %CO					72 FTP	1.72	33.0	498.6	3.91	16.0
INOX = N/A PPM										
					75 FTP	1.34	29.6	473.7	3.36	16.9
OTHER TESTS:					SC/3M					
248	75	CHEV	NOVA	262	COLD TRANS	1.51	21.5	629.0	3.14	13.3
					COLD STAB	0.24	0.0	569.6	1.95	15.6
IHC= 18 PPM HEXANE					HOT TRANS	0.33	1.3	541.4	2.48	16.3
ICO[ACT] = 0.0 %CO										
ICO[SPEC]= N/A %CO					72 FTP	0.85	10.3	598.0	2.52	14.4
INOX = N/A PPM										
					75 FTP	0.52	4.8	574.1	2.34	15.2
OTHER TESTS:					SC/3M					
249	75	CHEV	CAMA	350	COLD TRANS	2.03	38.2	655.1	3.06	12.3
					COLD STAB	0.55	11.9	631.8	1.16	13.6
IHC= 18 PPM HEXANE					HOT TRANS	0.68	15.8	584.3	2.33	14.5
ICO[ACT] = 0.0 %CO										
ICO[SPEC]= N/A %CO					72 FTP	1.26	24.5	643.0	2.07	12.9
INOX = N/A PPM										
					75 FTP	0.89	18.4	623.6	1.87	13.5
OTHER TESTS:					SC/3M					
250	75	CHEV	CAMA	350	COLD TRANS	3.62	90.1	600.0	3.14	11.8
					COLD STAB	3.35	110.3	539.9	0.93	12.3
IHC= 299 PPM HEXANE					HOT TRANS	2.02	54.2	531.6	2.62	14.2
ICO[ACT] = 5.4 %CO										
ICO[SPEC]= N/A %CO					72 FTP	3.48	100.6	568.7	1.99	12.0
INOX = N/A PPM										
					75 FTP	3.04	90.8	550.0	1.84	12.6
OTHER TESTS:					SC/3M					

LISTING OF FEDERAL TEST PROCEDURE RESULTS
ON INDIVIDUAL VEHICLES
CHICAGO

VEH NO.	YR	MAKE	MODL	CID	TEST TYPE	HC (GRAMS PER MILE)	CO (GRAMS PER MILE)	CO2 (GRAMS PER MILE)	NOXC (GRAMS PER MILE)	MPG FUEL ECON
251	75	CHEV	VEGA	140	COLD TRANS	1.64	38.3	470.6	2.48	16.6
					COLD STAB	0.08	1.5	447.4	1.23	19.7
IHC= 37 PPM HEXANE					HOT TRANS	0.21	3.5	394.2	1.99	22.2
ICO[ACT] = 0.1 %CO										
ICO[SPEC]= 0.1 %CO					72 FTP	0.83	19.1	458.5	1.83	18.1
INOX = N/A PPM										
					75 FTP	0.44	9.6	437.7	1.69	19.5
OTHER TESTS:					NONE					
252	75	CHEV	MONT	350	COLD TRANS	1.65	46.6	685.8	2.80	11.6
					COLD STAB	0.44	18.6	699.2	1.43	12.2
IHC= 56 PPM HEXANE					HOT TRANS	0.42	18.5	610.2	2.32	13.9
ICO[ACT] = 0.1 %CO										
ICO[SPEC]= N/A %CO					72 FTP	1.02	32.0	692.8	2.08	11.9
INOX = N/A PPM										
					75 FTP	0.68	24.3	672.1	1.95	12.5
OTHER TESTS:					SC/3M					
253	75	CHEV	MALI	350	COLD TRANS	1.93	50.2	775.9	4.02	10.3
					COLD STAB	0.28	11.6	780.3	1.44	11.1
IHC= 18 PPM HEXANE					HOT TRANS	0.40	12.7	696.8	3.00	12.4
ICO[ACT] = 0.0 %CO										
ICO[SPEC]= N/A %CO					72 FTP	1.07	30.1	778.2	2.67	10.7
INOX = N/A PPM										
					75 FTP	0.65	19.9	756.6	2.40	11.2
OTHER TESTS:					SC/3M					
254	75	CHEV	MALI	350	COLD TRANS	2.23	64.4	626.7	2.65	12.1
					COLD STAB	1.58	43.6	617.8	1.04	12.8
IHC= 149 PPM HEXANE					HOT TRANS	0.80	15.2	582.5	2.67	14.6
ICO[ACT] = 2.3 %CO										
ICO[SPEC]= N/A %CO					72 FTP	1.89	53.5	622.1	1.81	12.5
INOX = N/A PPM										
					75 FTP	1.50	40.1	610.0	1.82	13.1
OTHER TESTS:					NONE					
255	75	CHEV	MONT	350	COLD TRANS	1.31	22.3	652.2	3.78	12.8
					COLD STAB	0.14	2.2	646.3	1.35	13.6
IHC= 28 PPM HEXANE					HOT TRANS	0.15	3.0	580.8	3.04	15.1
ICO[ACT] = 0.0 %CO										
ICO[SPEC]= N/A %CO					72 FTP	0.70	11.8	649.1	2.51	13.2
INOX = N/A PPM										
					75 FTP	0.38	6.6	629.7	2.31	13.8
OTHER TESTS:					NONE					

LISTING OF FEDERAL TEST PROCEDURE RESULTS
ON INDIVIDUAL VEHICLES
CHICAGO

VEH NO.	YR	MAKE	MODL	CID	TEST TYPE	-----GRAMS PER MILE----- HC	CO	CO2	NOXC	MPG FUEL ECON
256	75	CHEV	MALI	400	COLD TRANS	7.88	69.8	749.8	3.60	10.0
					COLD STAB	1.85	5.6	701.9	2.59	12.4
IHC= 280 PPM HEXANE					HOT TRANS	1.77	16.0	653.3	3.69	13.0
ICO[ACT] = 0.1 %CO										
ICO[SPEC]= 0.5 %CO					72 FTP	4.74	36.3	724.8	3.07	11.1
INOX = N/A PPM										
					75 FTP	3.07	21.7	698.5	3.10	12.0
OTHER TESTS:					NONE					
257	75	CHEV	CAPR	400	COLD TRANS	2.77	29.7	770.5	6.28	10.7
					COLD STAB	0.68	8.5	731.2	3.19	11.9
IHC= 93 PPM HEXANE					HOT TRANS	0.87	6.4	662.5	6.03	13.1
ICO[ACT] = 2.1 %CO										
ICO[SPEC]= N/A %CO					72 FTP	1.68	18.6	750.0	4.67	11.3
INOX = N/A PPM										
					75 FTP	1.16	12.3	720.6	4.60	11.9
OTHER TESTS:					NONE					
258	75	CHEV	IMPA	350	COLD TRANS	1.29	24.0	791.4	3.17	10.7
					COLD STAB	0.17	5.2	772.9	1.25	11.4
IHC= 35 PPM HEXANE					HOT TRANS	0.34	7.7	697.3	2.49	12.5
ICO[ACT] = 0.0 %CO										
ICO[SPEC]= N/A %CO					72 FTP	0.71	14.2	781.7	2.17	11.0
INOX = N/A PPM										
					75 FTP	0.45	9.8	756.1	1.98	11.5
OTHER TESTS:					NONE					
259	75	CHEV	IMPA	350	COLD TRANS	1.48	24.7	741.3	4.70	11.3
					COLD STAB	0.22	6.4	716.1	1.34	12.2
IHC= 121 PPM HEXANE					HOT TRANS	0.48	12.0	660.3	3.37	13.0
ICO[ACT] = 0.0 %CO										
ICO[SPEC]= N/A %CO					72 FTP	0.83	15.2	728.1	2.95	11.8
INOX = N/A PPM										
					75 FTP	0.55	11.7	706.0	2.59	12.2
OTHER TESTS:					NONE					
260	75	CHEV	IMPA	350	COLD TRANS	1.05	16.4	620.4	5.51	13.7
					COLD STAB	0.10	0.9	706.6	3.89	12.5
IHC= 18 PPM HEXANE					HOT TRANS	0.28	6.0	646.6	6.50	13.5
ICO[ACT] = 0.0 %CO										
ICO[SPEC]= N/A %CO					72 FTP	0.56	8.3	665.4	4.67	13.0
INOX = N/A PPM										
					75 FTP	0.35	5.4	672.5	4.94	13.0
OTHER TESTS:					NONE					

APPENDIX C,CONT'D

LISTING OF FEDERAL TEST PROCEDURE RESULTS
ON INDIVIDUAL VEHICLES
CHICAGO

VEH NO.	YR	MAKE	MODL	CID	TEST TYPE	HC	CO	CO2	NOXC	MPG FUEL ECON
						-----GRAMS PER MILE-----				
261	75	CHEV	IMPA	350	COLD TRANS	4.00	93.7	702.3	2.90	10.3
					COLD STAB	0.16	1.7	710.8	1.53	12.4
IHC= 24 PPM HEXANE					HOT TRANS	0.28	4.6	650.3	2.92	13.5
ICO[ACT] = 0.0 %CO										
ICO[SPEC]= 0.5 %CO					72 FTP	2.00	45.7	706.7	2.19	11.3
INOX = N/A PPM										
					75 FTP	0.98	21.4	692.5	2.19	12.2
OTHER TESTS:					NONE					
262	75	CHEV	IMPA	350	COLD TRANS	1.32	32.2	751.8	5.45	11.0
					COLD STAB	0.15	4.4	719.6	2.65	12.2
IHC= 18 PPM HEXANE					HOT TRANS	0.28	7.4	657.2	4.93	13.3
ICO[ACT] = 0.0 %CO										
ICO[SPEC]= 0.5 %CO					72 FTP	0.71	17.7	735.0	3.99	11.6
INOX = N/A PPM										
					75 FTP	0.42	10.9	709.2	3.85	12.2
OTHER TESTS:					NONE					
263	75	CHEV	STAW	350	COLD TRANS	1.34	24.9	896.5	3.57	9.4
					COLD STAB	0.11	0.0	864.8	1.91	10.3
IHC= 28 PPM HEXANE					HOT TRANS	0.38	9.9	776.3	2.98	11.2
ICO[ACT] = 0.0 %CO										
ICO[SPEC]= N/A %CO					72 FTP	0.70	11.9	880.0	2.70	9.9
INOX = N/A PPM										
					75 FTP	0.44	7.9	847.2	2.54	10.3
OTHER TESTS:					SC/3M					
264	75	CHEV	STAW	400	COLD TRANS	1.87	21.1	831.2	5.73	10.2
					COLD STAB	0.25	0.1	798.9	2.91	11.1
IHC= 28 PPM HEXANE					HOT TRANS	0.41	4.1	741.5	5.36	11.8
ICO[ACT] = 0.0 %CO										
ICO[SPEC]= N/A %CO					72 FTP	1.03	10.2	814.4	4.26	10.6
INOX = N/A PPM										
					75 FTP	0.63	5.5	789.9	4.16	11.1
OTHER TESTS:					SC/3M					
265	75	CHEV	IMPA	350	COLD TRANS	1.93	53.2	749.6	3.37	10.6
					COLD STAB	0.15	3.9	717.1	1.58	12.3
IHC= 37 PPM HEXANE					HOT TRANS	0.21	5.5	641.7	3.11	13.6
ICO[ACT] = 0.0 %CO										
ICO[SPEC]= N/A %CO					72 FTP	1.01	27.5	732.7	2.44	11.4
INOX = N/A PPM										
					75 FTP	0.54	14.5	703.2	2.37	12.2
OTHER TESTS:					NONE					

LISTING OF FEDERAL TEST PROCEDURE RESULTS
ON INDIVIDUAL VEHICLES
CHICAGO

VEH NO.	YR	MAKE	MODL	CID	TEST TYPE	GRAMS PER MILE HC	CO	CO2	NOXC	MPG FUEL ECON
266	75	CHEV	MALI	350	COLD TRANS	2.78	52.5	667.3	4.68	11.7
					COLD STAB	1.74	31.0	614.2	1.47	13.3
IHC= 299 PPM HEXANE					HOT TRANS	0.76	10.8	582.5	3.74	14.7
ICO[ACT] = 1.5 %CO										
ICO[SPEC]= N/A %CO					72 FTP	2.24	41.3	639.6	3.01	12.5
INOX = N/A PPM										
					75 FTP	1.69	29.9	616.5	2.75	13.3
OTHER TESTS:					SC/3M					
267	75	CHRY	CORD	360	COLD TRANS	2.37	65.5	706.9	3.50	10.9
					COLD STAB	0.11	1.2	756.9	1.87	11.7
IHC= 31 PPM HEXANE					HOT TRANS	0.41	4.2	641.8	4.30	13.7
ICO[ACT] = 0.0 %CO										
ICO[SPEC]= 0.3 %CO					72 FTP	1.20	32.0	733.0	2.65	11.3
INOX = N/A PPM										
					75 FTP	0.66	15.3	715.2	2.87	12.0
OTHER TESTS:					SC/3M					
268	75	CHRY	NEWY	440	COLD TRANS	3.58	117.7	857.2	2.14	8.4
					COLD STAB	2.40	112.1	859.7	1.30	8.5
IHC= 243 PPM HEXANE					HOT TRANS	1.67	65.1	803.4	2.42	9.7
ICO[ACT] = 9.9 %CO										
ICO[SPEC]= 0.3 %CO					72 FTP	2.97	114.8	858.5	1.70	8.5
INOX = N/A PPM										
					75 FTP	2.45	100.4	843.8	1.78	8.8
OTHER TESTS:					NONE					
269	75	DODG	DART	225	COLD TRANS	1.84	41.9	503.9	2.97	15.4
					COLD STAB	1.34	52.0	458.9	1.41	16.3
IHC= 224 PPM HEXANE					HOT TRANS	0.91	26.6	437.7	2.79	18.4
ICO[ACT] = 7.4 %CO										
ICO[SPEC]= N/A %CO					72 FTP	1.58	47.2	480.4	2.16	15.9
INOX = N/A PPM										
					75 FTP	1.33	43.0	462.4	2.11	16.6
OTHER TESTS:					NONE					
270	75	DODG	DART	318	COLD TRANS	2.38	57.3	597.9	3.01	12.8
					COLD STAB	2.41	63.7	569.4	1.12	13.1
IHC= 205 PPM HEXANE					HOT TRANS	1.48	27.2	518.0	3.23	15.7
ICO[ACT] = 1.6 %CO										
ICO[SPEC]= 0.3 %CO					72 FTP	2.40	60.7	583.0	2.03	12.9
INOX = N/A PPM										
					75 FTP	2.15	52.5	561.2	2.09	13.6
OTHER TESTS:					SC/3M					

LISTING OF FEDERAL TEST PROCEDURE RESULTS
ON INDIVIDUAL VEHICLES
CHICAGO

VEH NO.	YR	MAKE	MODL	CID	TEST TYPE	HC (GRAMS PER MILE)	CO (GRAMS PER MILE)	CO2 (GRAMS PER MILE)	NOXC (GRAMS PER MILE)	MPG FUEL ECON
271	75	DODG	CORO	318	COLD TRANS	1.80	85.3	774.0	1.54	9.7
					COLD STAB	0.73	32.9	830.7	1.28	10.0
IHC= 84 PPM HEXANE					HOT TRANS	1.07	40.7	668.3	1.85	12.1
ICO[ACT] = 1.1 %CO										
ICO[SPEC]= 0.5 %CO					72 FTP	1.24	58.0	803.6	1.40	9.9
INOX = N/A PPM										
					75 FTP	1.04	45.8	774.7	1.49	10.4
OTHER TESTS:					NONE					
272	75	DODG	CHAR	360	COLD TRANS	1.71	61.9	740.6	2.20	10.5
					COLD STAB	0.17	4.5	816.6	1.41	10.8
IHC= 93 PPM HEXANE					HOT TRANS	0.46	8.0	663.1	2.24	13.1
ICO[ACT] = 1.7 %CO										
ICO[SPEC]= 0.3 %CO					72 FTP	0.90	32.0	780.2	1.79	10.7
INOX = N/A PPM										
					75 FTP	0.56	17.3	759.1	1.80	11.3
OTHER TESTS:					SC/3M					
273	75	DODG	MONA	440	COLD TRANS	2.78	32.6	823.2	2.98	10.0
					COLD STAB	0.40	6.8	878.7	1.85	10.0
IHC= 168 PPM HEXANE					HOT TRANS	0.40	6.2	773.1	2.75	11.3
ICO[ACT] = 2.2 %CO										
ICO[SPEC]= 0.3 %CO					72 FTP	1.54	19.2	852.1	2.39	10.0
INOX = N/A PPM										
					75 FTP	0.89	12.0	838.5	2.33	10.3
OTHER TESTS:					SC/3M					
274	75	DODG	MONA	360	COLD TRANS	2.95	94.4	662.5	3.74	10.8
					COLD STAB	1.77	82.9	669.0	2.23	11.0
IHC= 186 PPM HEXANE					HOT TRANS	1.13	40.8	613.2	3.78	13.0
ICO[ACT] = 5.5 %CO										
ICO[SPEC]= N/A %CO					72 FTP	2.33	88.4	665.9	2.96	10.9
INOX = N/A PPM										
					75 FTP	1.84	73.8	652.5	2.97	11.5
OTHER TESTS:					NONE					
275	75	FORD	STAW	140	COLD TRANS	1.66	28.8	541.4	2.46	15.0
					COLD STAB	0.38	6.7	492.4	1.55	17.6
IHC= 31 PPM HEXANE					HOT TRANS	0.55	8.7	478.2	2.10	18.0
ICO[ACT] = 0.4 %CO										
ICO[SPEC]= N/A %CO					72 FTP	0.99	17.2	515.9	1.99	16.3
INOX = N/A PPM										
					75 FTP	0.69	11.8	498.6	1.89	17.1
OTHER TESTS:					SC/3M					

LISTING OF FEDERAL TEST PROCEDURE RESULTS
ON INDIVIDUAL VEHICLES
CHICAGO

VEH NO.	YR	MAKE	MODL	CID	TEST TYPE	HC	CO	CO2	NOXC	MPG FUEL ECON
						-----GRAMS PER MILE-----				
276	75	FORD	MUST	140	COLD TRANS	1.65	29.7	530.7	3.33	15.2
					COLD STAB	0.53	12.2	560.3	1.87	15.3
IHC= 46 PPM HEXANE					HOT TRANS	0.73	12.2	443.3	2.88	19.1
ICO[ACT] = 0.8 %CO										
ICO[SPEC]= N/A %CO					72 FTP	1.06	20.6	546.1	2.57	15.3
INOX = N/A PPM										
					75 FTP	0.81	15.8	522.3	2.45	16.1
OTHER TESTS:					NONE					
277	75	FORD	PINT	171	COLD TRANS	0.94	20.9	728.3	1.49	11.6
					COLD STAB	0.10	5.3	766.7	0.84	11.4
IHC= 74 PPM HEXANE					HOT TRANS	0.69	4.9	631.1	1.10	13.8
ICO[ACT] = 0.0 %CO										
ICO[SPEC]= N/A %CO					72 FTP	0.50	12.8	748.4	1.15	11.5
INOX = N/A PPM										
					75 FTP	0.43	8.4	721.8	1.04	12.1
OTHER TESTS:					SC/3M					
278	75	FORD	STAW	171	COLD TRANS	1.38	25.4	617.5	5.34	13.4
					COLD STAB	0.24	1.5	599.8	2.79	14.7
IHC= 33 PPM HEXANE					HOT TRANS	0.52	6.5	538.4	4.39	16.1
ICO[ACT] = 0.0 %CO										
ICO[SPEC]= N/A %CO					72 FTP	0.79	12.9	608.3	4.01	14.1
INOX = N/A PPM										
					75 FTP	0.55	7.8	586.7	3.75	14.8
OTHER TESTS:					NONE					
279	75	FORD	GRAN	250	COLD TRANS	1.13	35.5	741.1	1.96	11.1
					COLD STAB	0.10	1.7	705.2	2.04	12.5
IHC= 18 PPM HEXANE					HOT TRANS	0.58	19.3	644.3	1.73	13.1
ICO[ACT] = 0.4 %CO										
ICO[SPEC]= N/A %CO					72 FTP	0.59	17.9	722.4	2.00	11.8
INOX = N/A PPM										
					75 FTP	0.44	13.5	696.0	1.94	12.4
OTHER TESTS:					NONE					
280	75	FORD	GRAN	302	COLD TRANS	1.74	33.1	736.3	1.83	11.2
					COLD STAB	0.40	0.3	688.3	1.92	12.9
IHC= 56 PPM HEXANE					HOT TRANS	0.65	1.7	619.5	2.48	14.2
ICO[ACT] = 0.1 %CO										
ICO[SPEC]= N/A %CO					72 FTP	1.04	16.0	711.3	1.88	12.0
INOX = N/A PPM										
					75 FTP	0.75	7.5	679.4	2.05	12.8
OTHER TESTS:					NONE					

APPENDIX C,CONT'D

LISTING OF FEDERAL TEST PROCEDURE RESULTS
ON INDIVIDUAL VEHICLES
CHICAGO

VEH NO.	YR	MAKE	MODL	CID	TEST TYPE	HC	CO	CO2	NOXC	MPG FUEL ECON
						-----GRAMS PER MILE-----				
281	75	FORD	GRAN	302	COLD TRANS	1.47	27.5	667.6	2.08	12.4
					COLD STAB	0.37	0.8	640.5	2.31	13.8
IHC= 46 PPM HEXANE					HOT TRANS	0.58	3.7	569.1	2.54	15.4
ICO[ACT] = 0.1 %CO										
ICO[SPEC]= N/A %CO					72 FTP	0.90	13.6	653.5	2.20	13.1
INOX = N/A PPM										
					75 FTP	0.65	7.1	626.6	2.33	13.9
OTHER TESTS:					SC/3M					
282	75	FORD	ELIT	351	COLD TRANS	0.77	24.5	938.0	3.28	9.1
					COLD STAB	0.52	10.9	888.9	2.17	9.8
IHC= 56 PPM HEXANE					HOT TRANS	0.54	14.8	805.9	3.89	10.7
ICO[ACT] = 1.2 %CO										
ICO[SPEC]= N/A %CO					72 FTP	0.64	17.4	912.4	2.70	9.4
INOX = N/A PPM										
					75 FTP	0.58	14.8	876.4	2.87	9.8
OTHER TESTS:					SC/3M					
283	75	FORD	TORI	351	COLD TRANS	1.38	14.6	806.4	4.47	10.6
					COLD STAB	1.01	9.0	759.2	2.49	11.4
IHC= 71 PPM HEXANE					HOT TRANS	1.16	9.6	677.4	4.12	12.8
ICO[ACT] = 0.2 %CO										
ICO[SPEC]= N/A %CO					72 FTP	1.19	11.7	781.8	3.44	11.0
INOX = N/A PPM										
					75 FTP	1.13	10.3	746.6	3.34	11.6
OTHER TESTS:					NONE					
284	75	FORD	LTD	400	COLD TRANS	1.26	14.6	853.3	4.18	10.1
					COLD STAB	1.10	9.3	782.9	1.93	11.1
IHC= 102 PPM HEXANE					HOT TRANS	1.25	11.1	700.3	3.49	12.3
ICO[ACT] = 0.2 %CO										
ICO[SPEC]= 0.4 %CO					72 FTP	1.18	11.8	816.6	3.00	10.6
INOX = N/A PPM										
					75 FTP	1.17	10.9	774.8	2.82	11.2
OTHER TESTS:					SC/3M					
285	75	FORD	LTD	351	COLD TRANS	2.43	33.2	881.6	3.98	9.4
					COLD STAB	0.66	14.1	856.0	1.68	10.1
IHC= 16 PPM HEXANE					HOT TRANS	1.02	17.4	738.6	3.50	11.5
ICO[ACT] = 0.1 %CO										
ICO[SPEC]= N/A %CO					72 FTP	1.51	23.3	868.2	2.78	9.8
INOX = N/A PPM										
					75 FTP	1.12	18.9	829.2	2.65	10.3
OTHER TESTS:					SC/3M					

LISTING OF FEDERAL TEST PROCEDURE RESULTS
ON INDIVIDUAL VEHICLES
CHICAGO

VEH NO.	YR	MAKE	MODL	CID	TEST TYPE	HC	CO	CO2	NOXC	MPG FUEL ECON
						-----GRAMS PER MILE-----				
286	75	FORD	LTD	351	COLD TRANS	6.65	33.2	872.6	4.93	9.4
					COLD STAB	5.06	11.7	866.6	2.67	9.9
IHC= 168 PPM HEXANE					HOT TRANS	6.92	19.7	761.0	4.93	10.9
ICO[ACT] = 0.3 %CO										
ICO[SPEC]= N/A %CO					72 FTP	5.82	22.0	869.5	3.76	9.6
INOX = N/A PPM										
					75 FTP	5.89	18.3	839.0	3.76	10.0
OTHER TESTS:					SC/3M					
287	75	FORD	LTD	351	COLD TRANS	1.18	24.6	796.7	4.11	10.6
					COLD STAB	0.74	15.9	812.6	1.85	10.6
IHC= 37 PPM HEXANE					HOT TRANS	0.79	12.8	699.5	3.77	12.3
ICO[ACT] = 0.2 %CO										
ICO[SPEC]= N/A %CO					72 FTP	0.95	20.1	805.0	2.93	10.6
INOX = N/A PPM										
					75 FTP	0.84	16.8	778.5	2.84	11.0
OTHER TESTS:					SC/3M					
288	75	FORD	LTD	351	COLD TRANS	2.81	39.5	919.7	3.96	9.0
					COLD STAB	0.51	7.0	902.5	2.21	9.7
IHC= 29 PPM HEXANE					HOT TRANS	0.84	17.7	784.6	4.00	10.9
ICO[ACT] = 0.0 %CO										
ICO[SPEC]= 1.5 %CO					72 FTP	1.61	22.5	910.7	3.05	9.3
INOX = N/A PPM										
					75 FTP	1.07	16.6	873.9	3.06	9.8
OTHER TESTS:					NONE					
289	75	FORD	LTD	400	COLD TRANS	2.12	46.9	999.0	3.02	8.2
					COLD STAB	0.85	10.1	960.6	1.80	9.1
IHC= 56 PPM HEXANE					HOT TRANS	1.04	15.2	819.0	2.56	10.5
ICO[ACT] = 0.2 %CO										
ICO[SPEC]= N/A %CO					72 FTP	1.46	27.7	979.0	2.38	8.6
INOX = N/A PPM										
					75 FTP	1.16	19.1	929.9	2.26	9.2
OTHER TESTS:					SC/3M					
290	75	FORD	LTD	400	COLD TRANS	1.02	28.8	991.1	3.18	8.5
					COLD STAB	0.57	13.4	940.2	1.80	9.2
IHC= 37 PPM HEXANE					HOT TRANS	0.96	18.9	832.8	2.70	10.3
ICO[ACT] = 0.2 %CO										
ICO[SPEC]= N/A %CO					72 FTP	0.78	20.8	964.6	2.46	8.9
INOX = N/A PPM										
					75 FTP	0.76	18.1	921.4	2.33	9.3
OTHER TESTS:					SC/3M					

LISTING OF FEDERAL TEST PROCEDURE RESULTS
ON INDIVIDUAL VEHICLES
CHICAGO

VEH NO.	YR	MAKE	MODL	CID	TEST TYPE	GRAMS PER MILE HC	CO	CO2	NOXC	MPG FUEL ECON
291	75	FORD	LTD	400	COLD TRANS	0.82	25.6	1088.6	2.52	7.8
					COLD STAB	0.31	7.5	1027.4	1.67	8.5
IHC= 52 PPM HEXANE					HOT TRANS	0.43	10.8	896.1	2.20	9.7
ICO[ACT] = 0.2 %CO										
ICO[SPEC]= N/A %CO					72 FTP	0.56	16.2	1056.7	2.08	8.2
INOX = N/A PPM										
					75 FTP	0.45	12.1	1004.2	1.99	8.7
OTHER TESTS:					NONE					
292	75	FORD	STAW	400	COLD TRANS	4.28	67.7	933.9	2.25	8.4
					COLD STAB	0.92	16.0	922.4	1.12	9.3
IHC= 56 PPM HEXANE					HOT TRANS	1.44	25.0	895.9	1.67	9.4
ICO[ACT] = 0.1 %CO										
ICO[SPEC]= N/A %CO					72 FTP	2.53	40.8	927.9	1.67	8.9
INOX = N/A PPM										
					75 FTP	1.76	29.1	917.5	1.51	9.2
OTHER TESTS:					NONE					
293	75	FORD	STAW	460	COLD TRANS	1.86	24.0	890.9	4.10	9.5
					COLD STAB	0.93	13.6	928.6	2.16	9.3
IHC= 93 PPM HEXANE					HOT TRANS	1.28	17.5	790.8	4.01	10.8
ICO[ACT] = 2.5 %CO										
ICO[SPEC]= N/A %CO					72 FTP	1.38	18.6	910.6	3.09	9.4
INOX = N/A PPM										
					75 FTP	1.22	16.8	883.3	3.06	9.7
OTHER TESTS:					SC/3M					
294	75	LINC	MRK4	460	COLD TRANS	3.36	73.0	923.2	4.58	8.5
					COLD STAB	1.53	50.3	974.4	1.52	8.4
IHC= 93 PPM HEXANE					HOT TRANS	1.44	29.3	811.0	4.13	10.3
ICO[ACT] = 1.4 %CO										
ICO[SPEC]= 0.4 %CO					72 FTP	2.40	61.2	949.8	2.99	8.4
INOX = N/A PPM										
					75 FTP	1.88	49.3	919.2	2.86	8.9
OTHER TESTS:					SC/3M					
295	75	MERC	MONA	302	COLD TRANS	3.21	40.2	679.1	5.10	11.8
					COLD STAB	0.42	2.6	694.1	3.12	12.7
IHC= 46 PPM HEXANE					HOT TRANS	0.61	6.6	617.1	4.49	14.1
ICO[ACT] = 0.0 %CO										
ICO[SPEC]= N/A %CO					72 FTP	1.76	20.6	686.9	4.07	12.2
INOX = N/A PPM										
					75 FTP	1.05	11.4	670.0	3.90	12.8
OTHER TESTS:					SC/3M					

LISTING OF FEDERAL TEST PROCEDURE RESULTS
ON INDIVIDUAL VEHICLES
CHICAGO

VEH NO.	YR	MAKE	MODL	CID	TEST TYPE	HC	CO	CO2	NOXC	MPG FUEL ECON
						-----GRAMS PER MILE-----				
296	75	MERC	MONA	302	COLD TRANS	4.65	33.7	662.9	2.05	12.1
					COLD STAB	3.99	12.3	649.7	1.56	13.0
IHC= 448 PPM HEXANE					HOT TRANS	3.08	11.8	572.3	1.85	14.8
ICO[ACT] = 1.4 %CO										
ICO[SPEC]= 0.5 %CO					72 FTP	4.31	22.6	656.0	1.79	12.6
INOX = N/A PPM										
					75 FTP	3.88	16.6	631.3	1.74	13.3
OTHER TESTS:					NONE					
297	75	MERC	COUG	351	COLD TRANS	1.31	22.0	829.4	7.14	10.2
					COLD STAB	1.12	25.7	790.7	4.25	10.6
IHC= 37 PPM HEXANE					HOT TRANS	1.05	18.8	711.3	7.24	11.9
ICO[ACT] = 0.6 %CO										
ICO[SPEC]= N/A %CO					72 FTP	1.21	23.9	809.2	5.63	10.4
INOX = N/A PPM										
					75 FTP	1.14	23.1	777.0	5.66	10.9
OTHER TESTS:					SC/3M					
298	75	MERC	MARQ	400	COLD TRANS	0.92	26.3	1057.5	2.60	8.1
					COLD STAB	0.74	21.5	1042.2	1.54	8.2
IHC= 56 PPM HEXANE					HOT TRANS	0.95	19.6	894.5	2.56	9.6
ICO[ACT] = 0.8 %CO										
ICO[SPEC]= N/A %CO					72 FTP	0.82	23.8	1049.5	2.04	8.1
INOX = N/A PPM										
					75 FTP	0.83	22.0	1005.0	2.03	8.5
OTHER TESTS:					SC/3M					
299	75	OLDS	STAR	231	COLD TRANS	1.51	21.5	499.0	3.72	16.5
					COLD STAB	0.19	2.3	502.3	1.46	17.5
IHC= 35 PPM HEXANE					HOT TRANS	0.32	3.5	452.0	2.60	19.4
ICO[ACT] = 0.0 %CO										
ICO[SPEC]= N/A %CO					72 FTP	0.82	11.5	500.7	2.55	17.0
INOX = N/A PPM										
					75 FTP	0.50	6.6	487.9	2.24	17.8
OTHER TESTS:					NONE					
300	75	OLDS	OMEG	260	COLD TRANS	1.32	14.3	626.5	2.72	13.6
					COLD STAB	0.11	0.1	548.9	1.61	16.2
IHC= 35 PPM HEXANE					HOT TRANS	0.22	3.3	525.7	2.33	16.7
ICO[ACT] = 0.0 %CO										
ICO[SPEC]= N/A %CO					72 FTP	0.69	6.9	586.1	2.14	14.8
INOX = N/A PPM										
					75 FTP	0.39	3.9	558.6	2.04	15.7
OTHER TESTS:					SC/3M					

APPENDIX C,CONT'D

LISTING OF FEDERAL TEST PROCEDURE RESULTS
ON INDIVIDUAL VEHICLES
CHICAGO

VEH NO.	YR	MAKE	MODL	CID	TEST TYPE	HC	CO	CO2	NOXC	MPG FUEL ECON
						-----GRAMS PER MILE-----				
301	75	OLDS	CUTL	350	COLD TRANS	3.17	65.2	643.6	1.34	11.7
					COLD STAB	1.59	29.2	606.0	1.21	13.5
IHC= 243 PPM HEXANE					HOT TRANS	1.86	39.9	554.6	1.24	14.2
ICO[ACT] = 2.8 %CO										
ICO[SPEC]= N/A %CO					72 FTP	2.35	46.4	624.0	1.27	12.6
INOX = N/A PPM										
					75 FTP	1.99	39.5	599.7	1.25	13.3
OTHER TESTS:					NONE					
302	75	OLDS	CUTL	350	COLD TRANS	1.82	15.2	705.7	1.78	12.1
					COLD STAB	0.18	2.4	628.6	1.35	14.0
IHC= 18 PPM HEXANE					HOT TRANS	0.44	6.8	585.7	1.71	14.8
ICO[ACT] = 0.1 %CO										
ICO[SPEC]= 0.2 %CO					72 FTP	0.97	8.5	665.5	1.56	13.0
INOX = N/A PPM										
					75 FTP	0.59	6.2	632.8	1.54	13.8
OTHER TESTS:					NONE					
303	75	OLDS	CUTL	350	COLD TRANS	1.24	9.8	726.7	1.89	11.9
					COLD STAB	0.12	0.5	630.4	1.38	14.1
IHC= 37 PPM HEXANE					HOT TRANS	0.35	4.4	596.5	1.64	14.7
ICO[ACT] = 0.1 %CO										
ICO[SPEC]= N/A %CO					72 FTP	0.66	5.0	676.5	1.62	12.9
INOX = N/A PPM										
					75 FTP	0.41	3.5	641.0	1.55	13.7
OTHER TESTS:					NONE					
304	75	OLDS	98	455	COLD TRANS	1.96	17.7	884.1	2.39	9.7
					COLD STAB	1.02	15.3	761.0	1.47	11.3
IHC= 327 PPM HEXANE					HOT TRANS	0.96	8.9	707.2	2.23	12.3
ICO[ACT] = 3.2 %CO										
ICO[SPEC]= N/A %CO					72 FTP	1.47	16.5	819.9	1.91	10.4
INOX = N/A PPM										
					75 FTP	1.19	14.0	771.7	1.87	11.1
OTHER TESTS:					NONE					
305	75	OLDS	DELT	400	COLD TRANS	2.77	50.5	721.8	3.57	11.0
					COLD STAB	0.76	13.1	685.9	2.47	12.5
IHC= 102 PPM HEXANE					HOT TRANS	0.55	7.1	635.3	3.90	13.7
ICO[ACT] = 1.3 %CO										
ICO[SPEC]= N/A %CO					72 FTP	1.72	31.0	703.1	3.00	11.7
INOX = N/A PPM										
					75 FTP	1.12	19.1	679.5	3.09	12.4
OTHER TESTS:					NONE					

LISTING OF FEDERAL TEST PROCEDURE RESULTS
ON INDIVIDUAL VEHICLES
CHICAGO

VEH NO.	YR	MAKE	MODL	CID	TEST TYPE	HC	CO	CO2	NOXC	MPG FUEL ECON
						-----GRAMS PER MILE-----				
306	75	OLDS	STAW	455	COLD TRANS	2.45	29.7	901.1	2.95	9.3
					COLD STAB	0.87	11.9	802.4	1.65	10.8
IHC= 37 PPM HEXANE					HOT TRANS	0.50	8.4	763.9	2.61	11.4
ICO[ACT] = 0.1 %CO										
ICO[SPEC]= 0.2 %CO					72 FTP	1.62	20.4	849.6	2.27	10.0
INOX = N/A PPM										
					75 FTP	1.09	14.6	812.2	2.18	10.6
OTHER TESTS:					NONE					
307	75	PLYM	VALI	225	COLD TRANS	0.94	17.2	570.6	2.89	14.8
					COLD STAB	0.12	2.2	530.7	2.20	16.6
IHC= 28 PPM HEXANE					HOT TRANS	0.60	7.5	486.6	2.48	17.7
ICO[ACT] = 0.0 %CO										
ICO[SPEC]= 0.3 %CO					72 FTP	0.51	9.4	549.8	2.53	15.7
INOX = N/A PPM										
					75 FTP	0.42	6.7	526.9	2.42	16.5
OTHER TESTS:					NONE					
308	75	PLYM	VALI	318	COLD TRANS	1.09	24.3	641.5	2.44	13.0
					COLD STAB	0.10	0.9	673.7	1.47	13.1
IHC= 28 PPM HEXANE					HOT TRANS	0.28	1.2	553.2	2.33	16.0
ICO[ACT] = 0.1 %CO										
ICO[SPEC]= 0.3 %CO					72 FTP	0.57	12.1	658.3	1.94	13.1
INOX = N/A PPM										
					75 FTP	0.36	5.8	634.2	1.91	13.8
OTHER TESTS:					SC/3M					
309	75	PLYM	STAW	318	COLD TRANS	1.60	36.1	995.1	3.77	8.4
					COLD STAB	0.11	1.8	885.9	2.06	10.0
IHC= 28 PPM HEXANE					HOT TRANS	0.44	2.1	801.5	3.32	11.0
ICO[ACT] = 0.1 %CO										
ICO[SPEC]= 0.3 %CO					72 FTP	0.83	18.2	938.2	2.88	9.2
INOX = N/A PPM										
					75 FTP	0.51	8.9	885.4	2.75	9.9
OTHER TESTS:					NONE					
310	75	PLYM	ROAD	318	COLD TRANS	3.78	102.7	684.3	2.99	10.3
					COLD STAB	0.16	2.4	740.1	1.60	11.9
IHC= 28 PPM HEXANE					HOT TRANS	0.32	1.3	649.4	3.36	13.6
ICO[ACT] = 0.1 %CO										
ICO[SPEC]= 0.3 %CO					72 FTP	1.89	50.4	713.4	2.26	11.1
INOX = N/A PPM										
					75 FTP	0.95	22.8	703.9	2.37	12.0
OTHER TESTS:					NONE					

APPENDIX C,CONT'D

LISTING OF FEDERAL TEST PROCEDURE RESULTS
ON INDIVIDUAL VEHICLES
CHICAGO

VEH NO.	YR MAKE MODL CID	TEST TYPE	HC	CO	CO2	NOXC	MPG FUEL ECON
			-----GRAMS PER MILE-----				
311	75 PLYM FURY 360	COLD TRANS	1.45	41.7	733.4	4.05	11.0
		COLD STAB	0.48	14.0	773.4	2.13	11.1
	IHC= 140 PPM HEXANE	HOT TRANS	0.45	11.8	654.8	3.97	13.2
	ICO[ACT] = 3.4 %CO						
	ICO[SPEC]= 0.3 %CO	72 FTP	0.95	27.3	754.2	3.05	11.1
	INOX = N/A PPM						
		75 FTP	0.67	19.1	732.8	3.03	11.6
	OTHER TESTS:	SC/3M					
312	75 PLYM VALI 225	COLD TRANS	1.08	21.6	626.0	2.63	13.4
		COLD STAB	0.13	2.4	589.0	1.50	15.0
	IHC= 65 PPM HEXANE	HOT TRANS	1.22	12.5	507.6	1.97	16.7
	ICO[ACT] = 0.8 %CO						
	ICO[SPEC]= 0.3 %CO	72 FTP	0.58	11.6	606.7	2.04	14.2
	INOX = N/A PPM						
		75 FTP	0.62	9.1	574.4	1.86	15.0
	OTHER TESTS:	SC/3M					
313	75 PLYM GRNF 360	COLD TRANS	3.93	116.0	672.3	1.62	10.2
		COLD STAB	1.54	60.2	695.9	1.00	11.2
	IHC= 213 PPM HEXANE	HOT TRANS	1.36	49.2	633.2	1.62	12.4
	ICO[ACT] = 6.9 %CO						
	ICO[SPEC]= 0.3 %CO	72 FTP	2.68	86.9	684.6	1.30	10.7
	INOX = N/A PPM						
		75 FTP	1.98	68.7	673.9	1.30	11.3
	OTHER TESTS:	SC/3M					
314	75 PONT ASTR 140	COLD TRANS	3.28	59.2	434.8	2.98	16.5
		COLD STAB	0.85	17.1	366.7	1.09	22.4
	IHC= 373 PPM HEXANE	HOT TRANS	0.89	15.9	364.3	2.42	22.6
	ICO[ACT] = 3.0 %CO						
	ICO[SPEC]= N/A %CO	72 FTP	2.01	37.3	399.3	2.00	19.1
	INOX = N/A PPM						
		75 FTP	1.36	25.4	380.1	1.84	20.9
	OTHER TESTS:	SC/3M					
315	75 PONT VENT 260	COLD TRANS	2.11	26.8	653.1	2.60	12.6
		COLD STAB	1.46	33.3	524.6	1.89	15.3
	IHC= 383 PPM HEXANE	HOT TRANS	0.99	16.1	505.1	2.12	16.6
	ICO[ACT] = 3.7 %CO						
	ICO[SPEC]= N/A %CO	72 FTP	1.77	30.2	586.1	2.23	13.9
	INOX = N/A PPM						
		75 FTP	1.46	27.3	545.7	2.10	15.0
	OTHER TESTS:	NONE					

LISTING OF FEDERAL TEST PROCEDURE RESULTS
ON INDIVIDUAL VEHICLES
CHICAGO

VEH NO.	YR	MAKE	MODL	CID	TEST TYPE	HC	CO	CO2	NOXC	MPG FUEL ECON
						-----GRAMS PER MILE-----				
316	75	PONT	LEMA	350	COLD TRANS	2.33	53.0	688.1	3.45	11.4
					COLD STAB	0.45	7.6	668.7	2.51	13.0
IHC= 41 PPM HEXANE					HOT TRANS	0.49	10.8	604.9	3.36	14.2
ICO[ACT] = 0.2 %CO										
ICO[SPEC]= N/A %CO					72 FTP	1.35	29.4	677.9	2.96	12.2
INOX = N/A PPM										
					75 FTP	0.85	17.8	655.2	2.94	12.9
OTHER TESTS:					NONE					
317	75	PONT	LEMA	350	COLD TRANS	3.32	49.5	661.3	2.89	11.8
					COLD STAB	1.04	24.5	636.2	2.33	13.1
IHC= 289 PPM HEXANE					HOT TRANS	1.15	21.0	586.5	2.94	14.2
ICO[ACT] = 4.6 %CO										
ICO[SPEC]= N/A %CO					72 FTP	2.13	36.5	648.2	2.60	12.5
INOX = N/A PPM										
					75 FTP	1.54	28.7	627.8	2.61	13.1
OTHER TESTS:					NONE					
318	75	PONT	LEMA	350	COLD TRANS	2.99	39.0	698.1	4.08	11.5
					COLD STAB	0.50	4.0	666.5	3.02	13.2
IHC= 56 PPM HEXANE					HOT TRANS	0.68	7.1	601.2	3.89	14.4
ICO[ACT] = 0.1 %CO										
ICO[SPEC]= N/A %CO					72 FTP	1.69	20.8	681.6	3.53	12.3
INOX = N/A PPM										
					75 FTP	1.06	12.1	655.2	3.48	13.1
OTHER TESTS:					SC/3M					
319	75	PONT	GRNV	400	COLD TRANS	4.26	57.4	891.7	1.92	8.9
					COLD STAB	1.40	55.2	758.9	1.03	10.4
IHC= 299 PPM HEXANE					HOT TRANS	1.57	29.4	734.6	1.74	11.3
ICO[ACT] = 7.5 %CO										
ICO[SPEC]= N/A %CO					72 FTP	2.77	56.2	822.5	1.46	9.7
INOX = N/A PPM										
					75 FTP	2.04	48.6	779.6	1.41	10.3
OTHER TESTS:					NONE					
320	75	PONT	GRNV	400	COLD TRANS	2.26	17.8	780.6	2.01	10.9
					COLD STAB	0.39	7.6	716.5	1.52	12.2
IHC= 16 PPM HEXANE					HOT TRANS	0.87	23.7	563.0	1.56	14.7
ICO[ACT] = 0.0 %CO										
ICO[SPEC]= N/A %CO					72 FTP	1.28	12.5	747.2	1.75	11.5
INOX = N/A PPM										
					75 FTP	0.90	14.1	687.8	1.63	12.5
OTHER TESTS:					SC/3M					

LISTING OF FEDERAL TEST PROCEDURE RESULTS
ON INDIVIDUAL VEHICLES
CHICAGO

VEH NO.	YR MAKE MODL CID	TEST TYPE	HC	CO	CO2	NOXC	MPG FUEL ECON
			-----GRAMS PER MILE-----				
321	75 PONT GRNP 455	COLD TRANS	7.32	109.2	694.6	1.67	10.0
		COLD STAB	3.80	92.8	701.4	0.30	10.3
	IHC= 280 PPM HEXANE	HOT TRANS	3.57	75.5	623.0	1.46	11.8
	ICO[ACT] = 4.0 %CO						
	ICO[SPEC]= N/A %CO	72 FTP	5.49	100.6	698.2	0.96	10.2
	INOX = N/A PPM						
		75 FTP	4.46	91.4	678.6	0.90	10.6
	OTHER TESTS:	SC/3M					
322	75 AUDI SEDA 97	COLD TRANS	1.72	12.5	421.5	3.03	19.9
		COLD STAB	1.04	4.2	426.0	0.97	20.4
	IHC= 158 PPM HEXANE	HOT TRANS	1.37	2.8	354.3	2.04	24.4
	ICO[ACT] = 1.7 %CO						
	ICO[SPEC]= 1.5 %CO	72 FTP	1.37	8.1	423.8	1.96	20.1
	INOX = N/A PPM						
		75 FTP	1.27	5.5	405.5	1.69	21.2
	OTHER TESTS:	SC/3M					
323	76 CAPR SEDA 171	COLD TRANS	1.26	17.7	589.5	2.56	14.3
		COLD STAB	2.60	90.3	536.1	0.74	12.9
	IHC= 196 PPM HEXANE	HOT TRANS	0.69	10.9	525.8	1.75	16.3
	ICO[ACT] = 3.9 %CO						
	ICO[SPEC]= N/A %CO	72 FTP	1.96	55.5	561.7	1.61	13.5
	INOX = N/A PPM						
		75 FTP	1.80	53.7	544.3	1.39	14.0
	OTHER TESTS:	SC/3M					
324	76 CAPR SEDA 140	COLD TRANS	3.42	33.8	555.9	2.95	14.3
		COLD STAB	0.51	20.9	624.7	2.06	13.5
	IHC= 56 PPM HEXANE	HOT TRANS	1.03	15.4	488.7	2.86	17.2
	ICO[ACT] = 1.2 %CO						
	ICO[SPEC]= N/A %CO	72 FTP	1.90	27.0	591.8	2.48	13.9
	INOX = N/A PPM						
		75 FTP	1.25	22.0	573.4	2.46	14.5
	OTHER TESTS:	NONE					
325	75 COLT SEDA 122	COLD TRANS	2.28	23.5	481.8	2.47	16.9
		COLD STAB	0.76	10.5	529.5	1.45	16.2
	IHC= 37 PPM HEXANE	HOT TRANS	1.10	11.1	426.2	2.26	19.8
	ICO[ACT] = 0.7 %CO						
	ICO[SPEC]= N/A %CO	72 FTP	1.48	16.7	506.6	1.94	16.5
	INOX = N/A PPM						
		75 FTP	1.16	13.4	491.5	1.88	17.2
	OTHER TESTS:	SC/3M					

APPENDIX C,CONT'D

LISTING OF FEDERAL TEST PROCEDURE RESULTS
ON INDIVIDUAL VEHICLES
CHICAGO

VEH NO.	YR	MAKE	MODL	CID	TEST TYPE	HC	CO	CO2	NOXC	MPG FUEL ECON
						-----GRAMS PER MILE-----				
326	75	DATS	SEDA	170	COLD TRANS	2.23	25.5	547.9	3.71	14.9
					COLD STAB	1.07	5.7	617.9	2.32	14.1
IHC= 102 PPM HEXANE					HOT TRANS	1.19	6.1	499.0	3.62	17.3
ICO[ACT] = 0.2 %CO										
ICO[SPEC]= N/A %CO					72 FTP	1.63	15.2	584.4	2.99	14.5
INOX = N/A PPM										
					75 FTP	1.34	9.9	571.1	2.96	15.0
OTHER TESTS:					SC/3M					
327	75	DATS	SEDA	85	COLD TRANS	1.65	20.2	344.3	4.45	23.3
					COLD STAB	1.31	11.5	350.1	1.90	23.8
IHC= 196 PPM HEXANE					HOT TRANS	1.39	12.5	309.8	3.84	26.6
ICO[ACT] = 2.4 %CO										
ICO[SPEC]= 2.0 %CO					72 FTP	1.47	15.7	347.3	3.12	23.6
INOX = N/A PPM										
					75 FTP	1.40	13.6	337.9	2.96	24.4
OTHER TESTS:					SC/3M					
328	75	DATS	SEDA	119	COLD TRANS	2.06	26.6	443.2	4.68	18.1
					COLD STAB	1.89	23.9	364.0	3.16	21.8
IHC= 411 PPM HEXANE					HOT TRANS	1.60	18.1	367.1	4.08	22.2
ICO[ACT] = 6.5 %CO										
ICO[SPEC]= 2.0 %CO					72 FTP	1.97	25.2	401.9	3.89	19.8
INOX = N/A PPM										
					75 FTP	1.85	22.9	381.2	3.72	21.0
OTHER TESTS:					SC/3M					
329	75	FIAT	SEDA	79	COLD TRANS	1.74	36.1	450.2	1.67	17.3
					COLD STAB	0.55	14.4	472.6	0.99	17.9
IHC= 46 PPM HEXANE					HOT TRANS	1.01	25.4	392.2	1.79	20.4
ICO[ACT] = 0.5 %CO										
ICO[SPEC]= 0.5 %CO					72 FTP	1.12	24.8	461.9	1.32	17.6
INOX = N/A PPM										
					75 FTP	0.92	21.9	446.0	1.35	18.4
OTHER TESTS:					SC/3M					
330	75	FIAT	SEDA	79	COLD TRANS	0.93	24.5	446.3	2.12	18.2
					COLD STAB	0.26	13.2	482.0	0.90	17.6
IHC= 46 PPM HEXANE					HOT TRANS	0.69	20.4	383.7	1.74	21.2
ICO[ACT] = 1.5 %CO										
ICO[SPEC]= N/A %CO					72 FTP	0.58	18.7	464.9	1.49	17.9
INOX = N/A PPM										
					75 FTP	0.52	17.5	447.8	1.38	18.6
OTHER TESTS:					SC/3M					

APPENDIX C,CONT'D

LISTING OF FEDERAL TEST PROCEDURE RESULTS
ON INDIVIDUAL VEHICLES
CHICAGO

VEH NO.	YR	MAKE	MODL	CID	TEST TYPE	HC	CO	CO2	NOXC	MPG FUEL ECON
						-----GRAMS PER MILE-----				
331	75	HOND	CIVI	91	COLD TRANS	2.85	12.5	324.6	3.32	25.1
					COLD STAB	1.19	5.7	323.8	1.66	26.4
IHC= 252 PPM HEXANE					HOT TRANS	1.50	4.5	284.6	2.85	29.9
ICO[ACT] = 0.4 %CO										
ICO[SPEC]= 0.3 %CO					72 FTP	1.99	9.0	324.2	2.46	25.8
INOX = N/A PPM										
					75 FTP	1.61	6.8	313.3	2.33	27.0
OTHER TESTS:					SC/3M					
332	75	MAZD	STAW	80	COLD TRANS	2.69	22.4	765.5	1.97	11.0
					COLD STAB	0.35	24.4	687.1	0.48	12.2
IHC= 9 PPM HEXANE					HOT TRANS	1.37	11.6	634.1	1.80	13.5
ICO[ACT] = 0.1 %CO										
ICO[SPEC]= N/A %CO					72 FTP	1.47	23.4	724.7	1.19	11.6
INOX = N/A PPM										
					75 FTP	1.11	20.5	688.8	1.15	12.2
OTHER TESTS:					SC/3M					
333	75	MAZD	RX4	80	COLD TRANS	1.97	11.9	705.7	1.30	12.1
					COLD STAB	0.19	3.7	773.7	0.66	11.4
IHC= 28 PPM HEXANE					HOT TRANS	1.20	7.2	582.8	1.26	14.8
ICO[ACT] = 0.1 %CO										
ICO[SPEC]= N/A %CO					72 FTP	1.04	7.6	741.2	0.97	11.7
INOX = N/A PPM										
					75 FTP	0.83	6.4	707.6	0.95	12.3
OTHER TESTS:					SC/3M					
334	75	MERB	SEDA	167	COLD TRANS	2.23	30.7	683.2	5.14	12.0
					COLD STAB	0.17	5.4	660.6	1.90	13.3
IHC= 28 PPM HEXANE					HOT TRANS	0.35	10.6	565.9	4.85	15.2
ICO[ACT] = 0.0 %CO										
ICO[SPEC]= 1.0 %CO					72 FTP	1.16	17.5	671.4	3.45	12.6
INOX = N/A PPM										
					75 FTP	0.64	12.0	639.4	3.37	13.4
OTHER TESTS:					NONE					
335	75	MG	B	110	COLD TRANS	3.08	44.0	469.6	3.20	16.2
					COLD STAB	0.89	29.7	482.6	1.65	16.7
IHC= 65 PPM HEXANE					HOT TRANS	1.14	29.8	400.5	2.83	19.7
ICO[ACT] = 1.7 %CO										
ICO[SPEC]= 2.5 %CO					72 FTP	1.94	36.6	476.4	2.39	16.4
INOX = N/A PPM										
					75 FTP	1.41	32.7	457.5	2.29	17.3
OTHER TESTS:					SC/3M					

LISTING OF FEDERAL TEST PROCEDURE RESULTS
ON INDIVIDUAL VEHICLES
CHICAGO

VEH NO.	YR	MAKE	MODL	CID	TEST TYPE	HC	CO	CO2	NOXC	MPG FUEL ECON
						-----GRAMS PER MILE-----				
336	75	OPEL	1900	116	COLD TRANS	2.38	17.8	528.2	3.91	15.7
					COLD STAB	1.25	8.6	518.3	1.22	16.6
IHC= 95 PPM HEXANE					HOT TRANS	1.33	8.2	451.6	2.83	18.9
ICO[ACT] = 0.6 %CO										
ICO[SPEC]= 1.0 %CO					72 FTP	1.79	13.0	523.0	2.51	16.2
INOX = N/A PPM										
					75 FTP	1.50	10.4	502.1	2.21	17.0
OTHER TESTS:					SC/3M					
337	75	OPEL	SEDA	116	COLD TRANS	2.59	15.5	414.6	4.90	19.8
					COLD STAB	2.01	7.0	428.6	3.02	19.9
IHC= 607 PPM HEXANE					HOT TRANS	2.02	8.1	358.9	4.43	23.5
ICO[ACT] = 0.3 %CO										
ICO[SPEC]= N/A %CO					72 FTP	2.29	11.1	421.9	3.92	19.9
INOX = N/A PPM										
					75 FTP	2.13	9.1	406.7	3.79	20.8
OTHER TESTS:					NONE					
338	75	PORS	SEDA	109	COLD TRANS	3.51	38.1	453.5	3.57	16.9
					COLD STAB	1.67	30.3	470.4	1.65	17.0
IHC= 130 PPM HEXANE					HOT TRANS	1.34	16.8	389.8	2.59	21.1
ICO[ACT] = 3.5 %CO										
ICO[SPEC]= N/A %CO					72 FTP	2.55	34.0	462.3	2.57	16.9
INOX = N/A PPM										
					75 FTP	1.96	28.2	445.0	2.30	17.9
OTHER TESTS:					SC/3M					
339	75	TOYO	CORO	97	COLD TRANS	2.50	28.0	425.2	5.25	18.6
					COLD STAB	1.57	15.8	400.3	2.61	20.6
IHC= 93 PPM HEXANE					HOT TRANS	1.57	12.4	373.8	4.33	22.3
ICO[ACT] = 1.7 %CO										
ICO[SPEC]= 0.5 %CO					72 FTP	2.02	21.6	412.2	3.87	19.6
INOX = N/A PPM										
					75 FTP	1.76	17.4	398.2	3.62	20.6
OTHER TESTS:					NONE					
340	75	TOYO	CELI	133	COLD TRANS	2.27	19.0	489.7	5.83	16.9
					COLD STAB	1.06	13.0	512.1	2.24	16.6
IHC= 56 PPM HEXANE					HOT TRANS	1.15	9.7	427.4	4.84	19.9
ICO[ACT] = 1.4 %CO										
ICO[SPEC]= N/A %CO					72 FTP	1.64	15.8	501.4	3.96	16.7
INOX = N/A PPM										
					75 FTP	1.33	13.3	484.4	3.69	17.4
OTHER TESTS:					SC/3M					

APPENDIX C,CONT'D

LISTING OF FEDERAL TEST PROCEDURE RESULTS
ON INDIVIDUAL VEHICLES
CHICAGO

VEH NO.	YR	MAKE	MODL	CID	TEST TYPE	HC	CO	CO2	NOXC	MPG FUEL ECON
						-----GRAMS PER MILE-----				
341	75	TOYO	CORO	97	COLD TRANS	3.95	28.5	407.7	5.56	19.1
					COLD STAB	1.68	17.0	429.9	2.31	19.2
IHC= 215 PPM HEXANE					HOT TRANS	2.28	13.6	357.2	4.20	23.0
ICO[ACT] = 1.3 %CO										
ICO[SPEC]= 0.5 %CO					72 FTP	2.77	22.5	419.3	3.86	19.1
INOX = N/A PPM										
					75 FTP	2.31	18.4	405.5	3.49	20.1
OTHER TESTS:					SC/3M					
342	75	VOLK	SEDA	97	COLD TRANS	1.93	17.8	361.6	3.19	22.4
					COLD STAB	1.42	9.0	381.8	1.85	22.2
IHC= 102 PPM HEXANE					HOT TRANS	1.31	9.0	323.5	2.51	26.0
ICO[ACT] = 0.6 %CO										
ICO[SPEC]= N/A %CO					72 FTP	1.66	13.2	372.2	2.49	22.3
INOX = N/A PPM										
					75 FTP	1.49	10.8	361.8	2.31	23.1
OTHER TESTS:					SC/3M					
343	75	VOLK	RABB	90	COLD TRANS	1.86	40.6	403.9	0.86	18.7
					COLD STAB	0.27	4.2	407.8	0.53	21.4
IHC= 654 PPM HEXANE					HOT TRANS	2.78	7.4	357.0	0.83	23.5
ICO[ACT] = 10.0 %CO										
ICO[SPEC]= 0.2 %CO					72 FTP	1.03	21.6	405.9	0.69	20.0
INOX = N/A PPM										
					75 FTP	1.28	12.6	393.1	0.68	21.3
OTHER TESTS:					SC/3M					
344	75	VOLK	RABB	90	COLD TRANS	2.74	88.5	381.7	1.20	16.8
					COLD STAB	1.17	41.7	347.8	0.43	21.3
IHC= 336 PPM HEXANE					HOT TRANS	1.79	68.0	298.0	0.81	21.6
ICO[ACT] = 10.0 %CO										
ICO[SPEC]= 0.7 %CO					72 FTP	1.92	64.1	364.0	0.80	18.9
INOX = N/A PPM										
					75 FTP	1.66	58.5	341.2	0.69	20.2
OTHER TESTS:					NONE					
345	75	VOLV	SEDA	121	COLD TRANS	2.94	26.8	469.7	6.07	17.0
					COLD STAB	1.76	15.7	484.2	2.23	17.3
IHC= 327 PPM HEXANE					HOT TRANS	2.29	18.9	397.7	4.80	20.4
ICO[ACT] = 1.4 %CO										
ICO[SPEC]= 1.4 %CO					72 FTP	2.32	21.0	477.3	4.07	17.1
INOX = N/A PPM										
					75 FTP	2.15	18.9	457.6	3.72	18.0
OTHER TESTS:					SC/3M					

LISTING OF FEDERAL TEST PROCEDURE RESULTS
ON INDIVIDUAL VEHICLES
CHICAGO

VEH NO.	YR	MAKE	MODL	CID	TEST TYPE	HC (GRAMS PER MILE)	CO (GRAMS PER MILE)	CO2 (GRAMS PER MILE)	NOXC (GRAMS PER MILE)	MPG FUEL ECON
511	75	FORD	MAVE	250	COLD TRANS	1.49	35.1	650.8	3.63	12.5
					COLD STAB	1.00	23.8	630.1	2.72	13.2
IHC= 20 PPM HEXANE					HOT TRANS	1.14	19.1	576.5	3.23	14.5
ICO[ACT] = 0.3 %CO										
ICO[SPEC]= N/A %CO					72 FTP	1.23	29.2	640.0	3.16	12.9
INOX = N/A PPM										
					75 FTP	1.14	24.9	619.7	3.04	13.4
OTHER TESTS:					SC/3M					
512	75	MERC	MONA	250	COLD TRANS	0.93	22.8	704.6	2.52	11.9
					COLD STAB	0.23	1.0	670.1	1.42	13.2
IHC= 22 PPM HEXANE					HOT TRANS	0.66	5.9	625.2	1.93	13.9
ICO[ACT] = 0.0 %CO										
ICO[SPEC]= N/A %CO					72 FTP	0.56	11.4	686.6	1.95	12.6
INOX = N/A PPM										
					75 FTP	0.49	6.8	664.9	1.78	13.1
OTHER TESTS:					SC/3M					
513	75	OLDS	OMEG	250	COLD TRANS	2.83	40.1	624.0	3.20	12.8
					COLD STAB	0.09	1.0	586.4	2.40	15.1
IHC= 37 PPM HEXANE					HOT TRANS	0.28	8.4	550.5	2.44	15.7
ICO[ACT] = 1.5 %CO										
ICO[SPEC]= N/A %CO					72 FTP	1.40	19.7	604.4	2.78	13.9
INOX = N/A PPM										
					75 FTP	0.71	11.1	584.3	2.58	14.7
OTHER TESTS:					SC/3M					
514	75	PLYM	STAW	400	COLD TRANS	2.64	50.9	923.0	2.62	8.8
					COLD STAB	0.12	2.6	928.3	2.18	9.5
IHC= 28 PPM HEXANE					HOT TRANS	0.31	9.1	798.2	2.77	10.9
ICO[ACT] = 0.1 %CO										
ICO[SPEC]= 0.3 %CO					72 FTP	1.33	25.7	925.8	2.39	9.1
INOX = N/A PPM										
					75 FTP	0.69	14.3	891.7	2.43	9.7
OTHER TESTS:					SC/3M					
515	75	PONT	VENT	250	COLD TRANS	3.71	44.3	566.2	2.21	13.7
					COLD STAB	0.10	0.1	527.7	1.51	16.8
IHC= 63 PPM HEXANE					HOT TRANS	0.37	5.8	503.2	1.70	17.3
ICO[ACT] = 0.2 %CO										
ICO[SPEC]= N/A %CO					72 FTP	1.83	21.3	546.1	1.85	15.2
INOX = N/A PPM										
					75 FTP	0.92	10.8	528.9	1.71	16.2
OTHER TESTS:					SC/3M					

LISTING OF FEDERAL TEST PROCEDURE RESULTS
ON INDIVIDUAL VEHICLES
CHICAGO

VEH NO.	YR	MAKE	MODL	CID	TEST TYPE	HC	CO	CO2	NOXC	MPG FUEL ECON
						-----GRAMS PER MILE-----				
516	75	BMW	SEDA	121	COLD TRANS	2.60	25.9	555.5	2.73	14.7
					COLD STAB	0.11	3.7	605.5	1.70	14.5
IHC= 28 PPM HEXANE					HOT TRANS	0.58	5.8	472.6	2.51	18.4
ICO[ACT] = 0.1 %CO										
ICO[SPEC]= 1.5 %CO					72 FTP	1.31	14.3	581.6	2.19	14.6
INOX = N/A PPM										
					75 FTP	0.75	8.9	558.9	2.13	15.4
OTHER TESTS:					SC/3M					
517	75	BMW	SEDA	182	COLD TRANS	2.78	23.3	698.6	4.42	11.9
					COLD STAB	0.98	13.0	676.3	1.27	12.7
IHC= 46 PPM HEXANE					HOT TRANS	0.93	15.0	590.1	2.98	14.4
ICO[ACT] = 1.3 %CO										
ICO[SPEC]= N/A %CO					72 FTP	1.84	17.9	687.0	2.78	12.3
INOX = N/A PPM										
					75 FTP	1.34	15.7	657.4	2.38	12.9
OTHER TESTS:					SC/3M					
518	75	SUBA	DL	83	COLD TRANS	1.85	28.8	490.4	3.92	16.4
					COLD STAB	2.04	30.4	717.3	3.65	11.5
IHC= 37 PPM HEXANE					HOT TRANS	1.23	17.5	422.3	3.17	19.6
ICO[ACT] = 2.0 %CO										
ICO[SPEC]= 0.1 %CO					72 FTP	1.95	29.6	608.7	3.78	13.4
INOX = N/A PPM										
					75 FTP	1.78	26.5	590.1	3.57	13.9
OTHER TESTS:					SC/3M					
519	75	MERB	SEDA	141	COLD TRANS	3.09	32.7	599.0	5.62	13.4
					COLD STAB	1.46	12.5	569.8	2.89	14.9
IHC= 215 PPM HEXANE					HOT TRANS	1.55	11.0	522.0	4.62	16.3
ICO[ACT] = 1.8 %CO										
ICO[SPEC]= 1.5 %CO					72 FTP	2.24	22.1	583.8	4.20	14.2
INOX = N/A PPM										
					75 FTP	1.82	16.2	562.8	3.92	14.9
OTHER TESTS:					SC/3M					
520	75	PORS	914	120	COLD TRANS	2.56	24.1	522.3	2.16	15.6
					COLD STAB	0.79	9.8	594.5	1.61	14.5
IHC= 56 PPM HEXANE					HOT TRANS	0.79	13.3	448.6	2.12	18.8
ICO[ACT] = 0.4 %CO										
ICO[SPEC]= 1.9 %CO					72 FTP	1.64	16.6	560.0	1.87	15.0
INOX = N/A PPM										
					75 FTP	1.15	13.7	539.8	1.86	15.7
OTHER TESTS:					SC/3M					

LISTING OF FEDERAL TEST PROCEDURE RESULTS
ON INDIVIDUAL VEHICLES
CHICAGO

VEH NO.	YR	MAKE	MODL	CID	TEST TYPE	HC	CO	CO2	NOXC	MPG FUEL ECON
						-----GRAMS PER MILE-----				
521	75	SAAB	99LE	121	COLD TRANS	3.24	28.6	517.4	3.80	15.5
					COLD STAB	2.53	35.3	435.1	1.69	17.8
IHC= 467 PPM HEXANE					HOT TRANS	1.78	20.6	434.2	3.14	18.8
ICO[ACT] = 9.3 %CO										
ICO[SPEC]= 2.0 %CO					72 FTP	2.87	32.1	474.5	2.70	16.6
INOX = N/A PPM										
					75 FTP	2.47	29.9	451.8	2.52	17.5
OTHER TESTS:					SC/3M					
522	75	AMMO	HORN	232	COLD TRANS	1.67	26.4	528.9	3.60	15.4
					COLD STAB	1.23	2.8	491.1	3.15	17.8
IHC= 93 PPM HEXANE					HOT TRANS	1.08	8.1	467.1	3.37	18.4
ICO[ACT] = 0.9 %CO										
ICO[SPEC]= 1.0 %CO					72 FTP	1.44	14.1	509.2	3.37	16.6
INOX = N/A PPM										
					75 FTP	1.28	9.1	492.3	3.30	17.4
OTHER TESTS:					SC/3M					
523	75	AMMO	MATA	258	COLD TRANS	1.23	55.2	612.3	2.28	12.6
					COLD STAB	0.74	12.5	589.7	2.25	14.5
IHC= 121 PPM HEXANE					HOT TRANS	0.88	15.9	546.1	2.40	15.5
ICO[ACT] = 0.1 %CO										
ICO[SPEC]= 0.8 %CO					72 FTP	0.98	32.9	600.5	2.26	13.5
INOX = N/A PPM										
					75 FTP	0.88	22.2	582.4	2.30	14.3
OTHER TESTS:					SC/3M					
524	75	DODG	STAW	440	COLD TRANS	8.25	188.8	906.9	2.11	7.2
					COLD STAB	0.12	1.9	955.0	1.82	9.3
IHC= 28 PPM HEXANE					HOT TRANS	0.43	10.8	835.8	2.42	10.4
ICO[ACT] = 0.1 %CO										
ICO[SPEC]= 0.3 %CO					72 FTP	4.01	91.4	932.0	1.96	8.2
INOX = N/A PPM										
					75 FTP	1.88	42.8	912.6	2.04	9.0
OTHER TESTS:					SC/3M					
525	75	MERC	MARQ	460	COLD TRANS	1.28	57.7	913.0	3.10	8.8
					COLD STAB	1.42	74.2	919.3	1.16	8.5
IHC= 164 PPM HEXANE					HOT TRANS	0.95	25.8	814.4	3.12	10.3
ICO[ACT] = 3.4 %CO										
ICO[SPEC]= N/A %CO					72 FTP	1.35	66.3	916.3	2.09	8.7
INOX = N/A PPM										
					75 FTP	1.26	57.6	889.4	2.10	9.0
OTHER TESTS:					SC/3M					

APPENDIX C,CONT'D

LISTING OF FEDERAL TEST PROCEDURE RESULTS
ON INDIVIDUAL VEHICLES
CHICAGO

VEH NO.	YR	MAKE	MODL	CID	TEST TYPE	HC	CO	CO2	NOXC	MPG FUEL ECON
						-----GRAMS PER MILE-----				
526	75	BUIC	LESA	350	COLD TRANS	1.86	38.1	784.7	2.43	10.4
					COLD STAB	0.25	7.3	749.4	0.77	11.7
IHC= 28 PPM HEXANE					HOT TRANS	0.40	6.4	691.7	1.68	12.6
ICO[ACT] = 0.0 %CO										
ICO[SPEC]= N/A %CO					72 FTP	1.02	22.0	766.3	1.56	11.0
INOX = N/A PPM										
					75 FTP	0.62	13.4	740.9	1.36	11.6
OTHER TESTS:					NONE					
527	75	FORD	MUST	302	COLD TRANS	2.54	14.4	626.8	6.26	13.5
					COLD STAB	3.26	4.6	614.0	1.97	14.1
IHC= 470 PPM HEXANE					HOT TRANS	2.82	5.0	534.0	5.21	16.1
ICO[ACT] = 0.1 %CO										
ICO[SPEC]= N/A %CO					72 FTP	2.92	9.3	620.1	4.03	13.8
INOX = N/A PPM										
					75 FTP	2.99	6.7	594.8	3.74	14.4
OTHER TESTS:					NONE					
528	75	FORD	MAVR	200	COLD TRANS	1.03	7.4	583.7	3.66	14.8
					COLD STAB	0.15	0.0	543.7	3.63	16.3
IHC= 28 PPM HEXANE					HOT TRANS	0.32	0.7	486.8	3.42	18.2
ICO[ACT] = 0.0 %CO										
ICO[SPEC]= N/A %CO					72 FTP	0.57	3.6	562.8	3.65	15.6
INOX = N/A PPM										
					75 FTP	0.38	1.7	536.4	3.58	16.4
OTHER TESTS:					NONE					
046	74	AMMO	STAW	304	COLD TRANS	5.56	82.9	705.6	5.04	10.4
					COLD STAB	3.03	32.5	665.2	2.57	12.2
IHC= 186 PPM HEXANE					HOT TRANS	3.36	39.5	614.7	4.66	12.9
ICO[ACT] = 1.7 %CO										
ICO[SPEC]= 0.8 %CO					72 FTP	4.24	56.6	684.6	3.75	11.3
INOX = N/A PPM										
					75 FTP	3.64	44.8	659.8	3.65	12.0
OTHER TESTS:					NONE					
047	74	BUIC	ELEC	455	COLD TRANS	5.22	62.1	871.8	3.18	9.0
					COLD STAB	3.02	13.6	844.9	1.86	10.1
IHC= 102 PPM HEXANE					HOT TRANS	3.27	18.8	729.2	3.20	11.5
ICO[ACT] = 0.2 %CO										
ICO[SPEC]= 3.0 %CO					72 FTP	4.07	36.8	857.8	2.49	9.6
INOX = N/A PPM										
					75 FTP	3.54	25.0	818.9	2.50	10.2
OTHER TESTS:					NONE					

LISTING OF FEDERAL TEST PROCEDURE RESULTS
ON INDIVIDUAL VEHICLES
CHICAGO

VEH NO.	YR MAKE MODL CID	TEST TYPE	HC	CO	CO2	NOXC	MPG FUEL ECON
			-----GRAMS PER MILE-----				
048	74 BUIC REGA 350	COLD TRANS	4.89	61.9	751.0	2.96	10.3
		COLD STAB	2.90	20.0	742.1	1.95	11.3
IHC= 130 PPM HEXANE		HOT TRANS	2.93	19.1	647.9	3.34	12.9
ICO[ACT] = 0.6 %CO							
ICO[SPEC]= 0.3 %CO		72 FTP	3.85	40.1	746.3	2.43	10.8
INOX = N/A PPM							
		75 FTP	3.32	28.4	718.2	2.54	11.5
OTHER TESTS:		NONE					
049	74 CHEV VEGA 140	COLD TRANS	2.43	37.0	455.6	4.39	17.0
		COLD STAB	1.38	5.8	404.7	3.76	21.2
IHC= 172 PPM HEXANE		HOT TRANS	1.47	9.9	374.6	3.75	22.5
ICO[ACT] = 0.2 %CO							
ICO[SPEC]= 0.5 %CO		72 FTP	1.88	20.7	429.1	4.06	19.0
INOX = N/A PPM							
		75 FTP	1.62	13.3	407.0	3.89	20.5
OTHER TESTS:		NONE					
050	74 CHEV MONT 350	COLD TRANS	4.18	68.0	814.3	2.70	9.5
		COLD STAB	3.05	52.4	1064.1	2.01	7.7
IHC= 168 PPM HEXANE		HOT TRANS	2.90	41.4	839.1	2.78	9.7
ICO[ACT] = 1.6 %CO							
ICO[SPEC]= 0.5 %CO		72 FTP	3.59	59.8	944.5	2.34	8.5
INOX = N/A PPM							
		75 FTP	3.24	52.6	951.3	2.36	8.5
OTHER TESTS:		NONE					
051	74 CHEV NOVA 250	COLD TRANS	4.18	27.0	539.3	5.19	14.9
		COLD STAB	3.67	30.4	508.7	2.40	15.6
IHC= 467 PPM HEXANE		HOT TRANS	3.42	16.3	467.5	3.78	17.6
ICO[ACT] = 3.5 %CO							
ICO[SPEC]= 0.3 %CO		72 FTP	3.91	28.8	523.4	3.73	15.3
INOX = N/A PPM							
		75 FTP	3.71	25.8	503.8	3.35	16.0
OTHER TESTS:		NONE					
052	74 CHEV CAMA 350	COLD TRANS	8.03	75.1	805.7	1.98	9.4
		COLD STAB	1.58	48.5	755.3	0.95	10.6
IHC= 121 PPM HEXANE		HOT TRANS	1.79	37.4	683.8	1.95	11.9
ICO[ACT] = 3.3 %CO							
ICO[SPEC]= 0.5 %CO		72 FTP	4.66	61.2	779.5	1.44	10.0
INOX = N/A PPM							
		75 FTP	2.96	50.9	746.2	1.43	10.6
OTHER TESTS:		NONE					

APPENDIX C,CONT'D

LISTING OF FEDERAL TEST PROCEDURE RESULTS
ON INDIVIDUAL VEHICLES
CHICAGO

VEH NO.	YR	MAKE	MODL	CID	TEST TYPE	HC	CO	CO2	NOXC	MPG FUEL ECON
						-----GRAMS PER MILE-----				
053	74	CHEV	IMPA	350	COLD TRANS	4.75	74.4	777.6	2.98	9.8
					COLD STAB	3.05	30.9	760.0	1.43	10.8
IHC= 177 PPM HEXANE					HOT TRANS	3.35	35.3	671.2	2.77	12.0
ICO[ACT] = 0.1 %CO										
ICO[SPEC]= 0.5 %CO					72 FTP	3.87	51.7	768.4	2.17	10.3
INOX = N/A PPM										
					75 FTP	3.49	41.1	739.4	2.11	10.9
OTHER TESTS:					NONE					
054	74	CHEV	CAPR	400	COLD TRANS	1.98	34.2	856.2	2.97	9.7
					COLD STAB	2.19	15.9	913.3	1.46	9.4
IHC= 84 PPM HEXANE					HOT TRANS	1.35	21.9	764.9	1.83	11.0
ICO[ACT] = 0.3 %CO										
ICO[SPEC]= 0.5 %CO					72 FTP	2.09	24.7	886.0	2.19	9.5
INOX = N/A PPM										
					75 FTP	1.92	21.3	861.1	1.88	9.9
OTHER TESTS:					NONE					
055	74	DODG	CHAR	318	COLD TRANS	7.56	126.1	588.7	5.74	10.9
					COLD STAB	4.30	93.9	606.2	2.88	11.6
IHC= 289 PPM HEXANE					HOT TRANS	3.26	40.6	560.5	6.51	14.0
ICO[ACT] = 7.4 %CO										
ICO[SPEC]= 0.5 %CO					72 FTP	5.86	109.3	597.8	4.25	11.3
INOX = N/A PPM										
					75 FTP	4.69	86.0	590.2	4.46	12.0
OTHER TESTS:					NONE					
056	74	DODG	DART	225	COLD TRANS	3.13	41.0	505.3	4.32	15.3
					COLD STAB	2.24	25.8	463.0	2.97	17.4
IHC= 140 PPM HEXANE					HOT TRANS	2.59	25.7	434.9	3.88	18.4
ICO[ACT] = 1.8 %CO										
ICO[SPEC]= 0.5 %CO					72 FTP	2.66	33.1	483.3	3.61	16.3
INOX = N/A PPM										
					75 FTP	2.52	28.9	464.1	3.49	17.2
OTHER TESTS:					NONE					
057	74	FORD	PINT	122	COLD TRANS	3.42	46.8	376.9	2.74	19.2
					COLD STAB	2.00	33.5	379.6	1.95	20.2
IHC= 168 PPM HEXANE					HOT TRANS	1.79	19.9	330.0	2.73	24.2
ICO[ACT] = 3.9 %CO										
ICO[SPEC]= 0.5 %CO					72 FTP	2.68	39.8	378.3	2.33	19.7
INOX = N/A PPM										
					75 FTP	2.23	32.5	365.5	2.33	20.9
OTHER TESTS:					NONE					

LISTING OF FEDERAL TEST PROCEDURE RESULTS
ON INDIVIDUAL VEHICLES
CHICAGO

VEH NO.	YR MAKE MODL CID	TEST TYPE	HC	CO	CO2	NOXC	MPG FUEL ECON
			-----GRAMS PER MILE-----				
058	74 FORD TORI 302	COLD TRANS	4.59	55.9	590.2	6.86	12.8
		COLD STAB	3.68	42.6	550.5	3.34	14.1
	IHC= 439 PPM HEXANE	HOT TRANS	3.20	27.5	507.9	6.49	15.8
	ICO[ACT] = 3.4 %CO						
	ICO[SPEC]= 0.5 %CO	72 FTP	4.11	48.9	569.5	5.03	13.5
	INOX = N/A PPM						
		75 FTP	3.74	41.2	547.1	4.92	14.2
	OTHER TESTS:	NONE					
059	74 FORD MAVE 250	COLD TRANS	4.09	57.8	525.1	3.37	14.1
		COLD STAB	3.73	75.7	441.2	1.45	15.5
	IHC= 785 PPM HEXANE	HOT TRANS	3.58	48.7	419.1	2.55	17.5
	ICO[ACT] = 9.0 %CO						
	ICO[SPEC]= 1.0 %CO	72 FTP	3.90	67.1	481.4	2.37	14.8
	INOX = N/A PPM						
		75 FTP	3.76	64.7	452.4	2.15	15.7
	OTHER TESTS:	NONE					
060	74 FORD LTD 351	COLD TRANS	5.53	77.9	769.3	3.36	9.8
		COLD STAB	3.99	44.3	789.4	2.70	10.2
	IHC= 280 PPM HEXANE	HOT TRANS	3.65	37.2	676.0	3.21	11.9
	ICO[ACT] = 1.3 %CO						
	ICO[SPEC]= 0.2 %CO	72 FTP	4.73	60.4	779.8	3.02	10.0
	INOX = N/A PPM						
		75 FTP	4.21	49.3	754.3	2.98	10.5
	OTHER TESTS:	NONE					
061	74 FORD LTD 400	COLD TRANS	3.22	19.0	846.1	5.25	10.0
		COLD STAB	1.87	7.2	838.7	2.16	10.4
	IHC= 130 PPM HEXANE	HOT TRANS	2.60	13.2	739.2	4.59	11.6
	ICO[ACT] = 0.1 %CO						
	ICO[SPEC]= 0.4 %CO	72 FTP	2.52	12.9	842.2	3.64	10.2
	INOX = N/A PPM						
		75 FTP	2.35	11.3	813.1	3.46	10.6
	OTHER TESTS:	NONE					
062	74 LINC CONT 460	COLD TRANS	4.74	87.4	852.8	7.72	8.8
		COLD STAB	3.20	52.3	885.0	3.78	9.1
	IHC= 121 PPM HEXANE	HOT TRANS	3.30	65.7	733.2	6.39	10.5
	ICO[ACT] = 0.8 %CO						
	ICO[SPEC]= 0.3 %CO	72 FTP	3.94	69.1	869.6	5.66	9.0
	INOX = N/A PPM						
		75 FTP	3.55	63.2	836.9	5.30	9.4
	OTHER TESTS:	NONE					

LISTING OF FEDERAL TEST PROCEDURE RESULTS
ON INDIVIDUAL VEHICLES
CHICAGO

VEH NO.	YR MAKE MODL CID	TEST TYPE	HC	CO	CO2	NOXC	MPG FUEL ECON
			-----GRAMS PER MILE-----				
063	74 MERC MONG 302	COLD TRANS	5.41	80.9	701.4	3.85	10.5
		COLD STAB	3.40	22.0	673.5	2.10	12.3
	IHC= 233 PPM HEXANE	HOT TRANS	4.08	33.7	605.1	3.38	13.2
	ICO[ACT] = 0.2 %CO						
	ICO[SPEC]= 0.5 %CO	72 FTP	4.36	50.2	686.8	2.94	11.4
	INOX = N/A PPM						
		75 FTP	4.00	37.3	660.6	2.81	12.1
	OTHER TESTS:	NONE					
064	74 OLDS CUTL 350	COLD TRANS	2.18	29.2	664.8	1.72	12.4
		COLD STAB	1.55	24.6	851.4	1.40	9.9
	IHC= 201 PPM HEXANE	HOT TRANS	1.87	29.8	756.9	1.91	11.0
	ICO[ACT] = 1.8 %CO						
	ICO[SPEC]= 0.2 %CO	72 FTP	1.86	26.8	762.0	1.55	11.0
	INOX = N/A PPM						
		75 FTP	1.77	27.0	787.2	1.61	10.6
	OTHER TESTS:	NONE					
065	74 OLDS DELT 350	COLD TRANS	3.79	65.2	592.4	4.12	12.6
		COLD STAB	2.28	45.4	849.4	2.36	9.6
	IHC= 65 PPM HEXANE	HOT TRANS	2.23	27.8	775.3	4.05	10.7
	ICO[ACT] = 0.8 %CO						
	ICO[SPEC]= 0.2 %CO	72 FTP	3.00	54.8	726.4	3.20	10.8
	INOX = N/A PPM						
		75 FTP	2.58	44.7	776.3	3.18	10.4
	OTHER TESTS:	NONE					
066	74 OLDS 98 455	COLD TRANS	3.63	56.8	868.4	2.71	9.2
		COLD STAB	1.74	6.0	910.6	2.43	9.6
	IHC= 102 PPM HEXANE	HOT TRANS	2.13	8.7	773.2	3.28	11.2
	ICO[ACT] = 0.1 %CO						
	ICO[SPEC]= 0.2 %CO	72 FTP	2.64	30.3	890.4	2.56	9.4
	INOX = N/A PPM						
		75 FTP	2.23	17.2	864.4	2.72	9.9
	OTHER TESTS:	NONE					
067	74 PLYM STAW 318	COLD TRANS	11.00	86.4	720.2	3.65	10.0
		COLD STAB	2.91	50.3	671.3	2.10	11.7
	IHC= 205 PPM HEXANE	HOT TRANS	2.45	26.6	641.0	3.73	12.9
	ICO[ACT] = 3.2 %CO						
	ICO[SPEC]= 0.5 %CO	72 FTP	6.78	67.5	694.8	2.84	10.8
	INOX = N/A PPM						
		75 FTP	4.45	51.2	673.1	2.86	11.6
	OTHER TESTS:	NONE					

LISTING OF FEDERAL TEST PROCEDURE RESULTS
ON INDIVIDUAL VEHICLES
CHICAGO

VEH NO.	YR	MAKE	MODL	CID	TEST TYPE	HC	CO	CO2	NOXC	MPG FUEL ECON
						-----GRAMS PER MILE-----				
068	74	PLYM	DUST	225	COLD TRANS	13.72	86.4	405.1	5.20	15.2
					COLD STAB	4.82	72.7	395.8	4.14	16.9
IHC= 299 PPM HEXANE					HOT TRANS	5.43	65.4	376.7	5.77	17.9
ICO[ACT] = 8.6 %CO										
ICO[SPEC]= 0.5 %CO					72 FTP	9.08	79.3	400.3	4.65	16.0
INOX = N/A PPM										
					75 FTP	6.82	73.5	392.5	4.81	16.8
OTHER TESTS:					NONE					
069	74	PONT	BONN	400	COLD TRANS	4.07	50.8	890.5	3.43	9.0
					COLD STAB	2.28	12.0	838.6	2.21	10.3
IHC= 104 PPM HEXANE					HOT TRANS	2.66	11.0	704.1	4.48	12.2
ICO[ACT] = 0.4 %CO										
ICO[SPEC]= 0.2 %CO					72 FTP	3.14	30.6	863.4	2.80	9.6
INOX = N/A PPM										
					75 FTP	2.76	19.7	812.6	3.08	10.4
OTHER TESTS:					NONE					
070	74	PONT	LEMA	350	COLD TRANS	4.81	59.7	767.6	2.23	10.1
					COLD STAB	3.78	22.4	717.9	2.54	11.6
IHC= 196 PPM HEXANE					HOT TRANS	3.62	22.0	637.9	3.19	13.0
ICO[ACT] = 0.6 %CO										
ICO[SPEC]= 0.3 %CO					72 FTP	4.27	40.3	741.7	2.39	10.8
INOX = N/A PPM										
					75 FTP	3.95	30.0	706.3	2.65	11.6
OTHER TESTS:					NONE					
071	74	DATS	STAW	119	COLD TRANS	1.82	36.9	462.4	1.87	16.9
					COLD STAB	1.66	29.3	443.6	1.03	17.9
IHC= 84 PPM HEXANE					HOT TRANS	1.52	28.0	391.2	1.84	20.2
ICO[ACT] = 2.2 %CO										
ICO[SPEC]= 3.0 %CO					72 FTP	1.74	32.9	452.6	1.43	17.4
INOX = N/A PPM										
					75 FTP	1.65	30.5	433.2	1.42	18.2
OTHER TESTS:					NONE					
072	74	MAZD	RX3	70	COLD TRANS	3.77	27.7	657.9	1.74	12.4
					COLD STAB	13.56	116.6	444.4	0.52	13.2
IHC= 46 PPM HEXANE					HOT TRANS	3.74	30.7	507.7	1.31	15.6
ICO[ACT] = 0.1 %CO										
ICO[SPEC]= 0.1 %CO					72 FTP	8.88	74.0	546.6	1.10	12.8
INOX = N/A PPM										
					75 FTP	8.87	74.8	505.6	0.98	13.6
OTHER TESTS:					NONE					

APPENDIX C,CONT'D

LISTING OF FEDERAL TEST PROCEDURE RESULTS
ON INDIVIDUAL VEHICLES
CHICAGO

VEH NO.	YR	MAKE	MODL	CID	TEST TYPE	HC	CO	CO2	NOXC	MPG FUEL ECON
						-----GRAMS PER MILE-----				
073	74	TOYO	CORO	97	COLD TRANS	2.99	21.0	358.1	5.81	22.2
					COLD STAB	2.35	21.7	372.6	2.16	21.4
IHC= 196 PPM HEXANE					HOT TRANS	1.80	12.9	324.7	4.39	25.3
ICO[ACT] = 1.4 %CO										
ICO[SPEC]= 2.5 %CO					72 FTP	2.65	21.4	365.7	3.90	21.8
INOX = N/A PPM										
					75 FTP	2.33	19.2	356.6	3.52	22.5
OTHER TESTS:					NONE					
074	74	VOLK	SEDA	97	COLD TRANS	7.02	62.9	297.1	2.01	21.2
					COLD STAB	6.20	69.8	277.7	0.98	21.8
IHC=1028 PPM HEXANE					HOT TRANS	5.42	53.9	279.8	1.87	23.3
ICO[ACT] = 10.0 %CO										
ICO[SPEC]= 1.5 %CO					72 FTP	6.59	66.5	287.0	1.48	21.5
INOX = N/A PPM										
					75 FTP	6.16	64.0	282.3	1.44	22.1
OTHER TESTS:					NONE					
075	74	VOLK	SEDA	97	COLD TRANS	3.70	35.4	314.0	3.45	23.3
					COLD STAB	3.00	20.6	329.1	2.30	23.9
IHC= 205 PPM HEXANE					HOT TRANS	2.87	23.0	291.3	3.42	26.4
ICO[ACT] = 0.3 %CO										
ICO[SPEC]= 2.0 %CO					72 FTP	3.33	27.7	321.9	2.85	23.6
INOX = N/A PPM										
					75 FTP	3.11	24.3	315.7	2.84	24.4
OTHER TESTS:					NONE					
346	74	BUIC	ELEC	455	COLD TRANS	3.98	48.9	917.0	3.07	8.8
					COLD STAB	2.58	11.8	890.3	1.91	9.7
IHC= 168 PPM HEXANE					HOT TRANS	3.09	20.6	760.0	3.54	11.1
ICO[ACT] = 0.2 %CO										
ICO[SPEC]= N/A %CO					72 FTP	3.25	29.6	903.1	2.47	9.2
INOX = N/A PPM										
					75 FTP	3.01	21.8	860.2	2.60	9.8
OTHER TESTS:					NONE					
347	74	CADI	DEVI	472	COLD TRANS	5.17	95.2	842.3	2.55	8.8
					COLD STAB	3.11	25.5	806.0	2.51	10.4
IHC= 112 PPM HEXANE					HOT TRANS	3.11	25.5	716.2	3.44	11.6
ICO[ACT] = 0.7 %CO										
ICO[SPEC]= 0.4 %CO					72 FTP	4.10	58.9	823.4	2.53	9.6
INOX = N/A PPM										
					75 FTP	3.54	39.9	789.0	2.77	10.3
OTHER TESTS:					NONE					

LISTING OF FEDERAL TEST PROCEDURE RESULTS
ON INDIVIDUAL VEHICLES
CHICAGO

VEH NO.	YR MAKE MODL CID	TEST TYPE	HC	CO	CO2	NOXC	MPG FUEL ECON
			-----GRAMS PER MILE-----				
348	74 CHEV MALI 350	COLD TRANS	2.48	53.6	788.0	1.88	10.1
		COLD STAB	1.31	29.5	824.7	1.14	10.1
IHC= 99 PPM HEXANE		HOT TRANS	1.60	33.7	699.7	1.76	11.7
ICO[ACT] = 1.3 %CO							
ICO[SPEC]= 0.5 %CO		72 FTP	1.87	41.1	807.2	1.49	10.1
INOX = N/A PPM							
		75 FTP	1.63	35.6	783.1	1.46	10.5
OTHER TESTS:		NONE					
349	74 CHEV CHEL 350	COLD TRANS	7.88	176.9	644.8	1.32	9.4
		COLD STAB	3.47	10.2	683.7	1.32	12.5
IHC= 215 PPM HEXANE		HOT TRANS	3.72	15.8	585.5	2.85	14.3
ICO[ACT] = 0.1 %CO							
ICO[SPEC]= 0.5 %CO		72 FTP	5.58	90.0	665.1	1.32	10.8
INOX = N/A PPM							
		75 FTP	4.45	46.0	648.9	1.74	12.1
OTHER TESTS:		NONE					
350	74 CHEV CHEV 350	COLD TRANS	2.86	76.1	870.9	2.12	8.9
		COLD STAB	1.64	53.1	857.9	1.18	9.4
IHC= 28 PPM HEXANE		HOT TRANS	2.22	61.7	755.6	1.76	10.3
ICO[ACT] = 1.1 %CO							
ICO[SPEC]= 0.5 %CO		72 FTP	2.22	64.1	864.1	1.63	9.1
INOX = N/A PPM							
		75 FTP	2.05	60.2	832.6	1.53	9.5
OTHER TESTS:		NONE					
351	74 CHEV CAPR 400	COLD TRANS	1.85	21.0	791.3	4.93	10.7
		COLD STAB	2.11	9.5	692.2	2.23	12.4
IHC= 112 PPM HEXANE		HOT TRANS	2.11	10.6	625.4	3.36	13.7
ICO[ACT] = 0.7 %CO							
ICO[SPEC]= 0.5 %CO		72 FTP	1.99	15.0	739.6	3.52	11.5
INOX = N/A PPM							
		75 FTP	2.06	12.1	694.4	3.09	12.3
OTHER TESTS:		NONE					
352	74 CHRY NEWP 400	COLD TRANS	7.40	103.4	683.1	5.84	10.2
		COLD STAB	6.57	148.0	690.9	1.17	9.4
IHC= 463 PPM HEXANE		HOT TRANS	5.15	87.6	632.0	2.84	11.3
ICO[ACT] = 10.0 %CO							
ICO[SPEC]= 0.5 %CO		72 FTP	6.97	126.7	687.2	3.40	9.8
INOX = N/A PPM							
		75 FTP	6.35	122.4	673.2	2.59	10.0
OTHER TESTS:		NONE					

APPENDIX C,CONT'D

LISTING OF FEDERAL TEST PROCEDURE RESULTS
ON INDIVIDUAL VEHICLES
CHICAGO

VEH NO.	YR	MAKE	MODL	CID	TEST TYPE	HC	CO	CO2	NOXC	MPG FUEL ECON
						-----GRAMS PER MILE-----				
353	74	DODG	DART	318	COLD TRANS	4.95	59.1	616.0	3.87	12.3
					COLD STAB	3.57	62.9	570.2	1.69	13.0
IHC= 308 PPM HEXANE					HOT TRANS	3.20	32.3	523.9	3.42	15.2
ICO[ACT] = 8.0 %CO										
ICO[SPEC]= 0.3 %CO					72 FTP	4.23	61.1	592.1	2.73	12.7
INOX = N/A PPM										
					75 FTP	3.75	53.8	567.0	2.61	13.4
OTHER TESTS:					NONE					
354	74	FORD	TORI	351	COLD TRANS	4.82	63.7	615.1	5.36	12.2
					COLD STAB	3.85	57.3	552.7	3.11	13.6
IHC= 345 PPM HEXANE					HOT TRANS	3.52	28.9	534.8	4.03	15.0
ICO[ACT] = 4.3 %CO										
ICO[SPEC]= 0.5 %CO					72 FTP	4.31	60.3	582.6	4.19	12.8
INOX = N/A PPM										
					75 FTP	3.96	50.8	560.6	3.83	13.6
OTHER TESTS:					NONE					
355	74	FORD	LTD	400	COLD TRANS	3.96	59.6	729.8	7.10	10.6
					COLD STAB	2.88	44.8	686.7	2.85	11.6
IHC= 244 PPM HEXANE					HOT TRANS	2.60	34.0	622.7	6.52	13.0
ICO[ACT] = 1.7 %CO										
ICO[SPEC]= 0.4 %CO					72 FTP	3.39	51.9	707.3	4.88	11.1
INOX = N/A PPM										
					75 FTP	3.03	44.9	678.1	4.73	11.7
OTHER TESTS:					NONE					
356	74	FORD	THUN	460	COLD TRANS	4.07	45.2	808.5	5.38	9.9
					COLD STAB	2.75	23.7	779.9	2.50	10.7
IHC= 205 PPM HEXANE					HOT TRANS	3.19	23.1	675.7	4.42	12.3
ICO[ACT] = 0.9 %CO										
ICO[SPEC]= 0.3 %CO					72 FTP	3.38	34.0	793.6	3.88	10.3
INOX = N/A PPM										
					75 FTP	3.14	28.0	757.4	3.62	10.9
OTHER TESTS:					NONE					
357	74	MERC	COUG	400	COLD TRANS	30.76	22.4	745.9	9.31	10.1
					COLD STAB	25.54	14.5	717.7	3.96	10.8
IHC=1682 PPM HEXANE					HOT TRANS	17.71	11.8	645.0	8.18	12.3
ICO[ACT] = 0.7 %CO										
ICO[SPEC]= 0.4 %CO					72 FTP	28.04	18.3	731.2	6.52	10.5
INOX = N/A PPM										
					75 FTP	24.48	15.4	703.7	6.21	11.0
OTHER TESTS:					NONE					

LISTING OF FEDERAL TEST PROCEDURE RESULTS
ON INDIVIDUAL VEHICLES
CHICAGO

VEH NO.	YR	MAKE	MODL	CID	TEST TYPE	HC	CO	CO2	NOXC	MPG FUEL ECON
						-----GRAMS PER MILE-----				
358	74	OLDS	CUTL	350	COLD TRANS	2.48	34.1	846.2	3.51	9.8
					COLD STAB	1.86	22.3	824.1	2.03	10.3
IHC= 130 PPM HEXANE					HOT TRANS	2.16	21.6	728.9	2.97	11.5
ICO[ACT] = 1.1 %CO										
ICO[SPEC]= 0.2 %CO					72 FTP	2.15	27.9	834.7	2.74	10.0
INOX = N/A PPM										
					75 FTP	2.07	24.5	802.7	2.59	10.5
OTHER TESTS:					NONE					
359	74	PLYM	FRY1	360	COLD TRANS	4.24	58.3	738.1	3.39	10.5
					COLD STAB	1.91	18.6	715.1	2.28	11.8
IHC= 121 PPM HEXANE					HOT TRANS	2.47	22.4	613.6	3.88	13.5
ICO[ACT] = 1.2 %CO										
ICO[SPEC]= 0.5 %CO					72 FTP	3.02	37.6	726.1	2.81	11.2
INOX = N/A PPM										
					75 FTP	2.54	27.8	692.1	2.95	11.9
OTHER TESTS:					NONE					
360	74	PONT	VENT	350	COLD TRANS	6.64	102.6	728.7	1.76	9.7
					COLD STAB	4.72	109.8	666.5	0.77	10.4
IHC= 336 PPM HEXANE					HOT TRANS	4.14	55.0	580.7	2.00	13.0
ICO[ACT] = 8.6 %CO										
ICO[SPEC]= 0.2 %CO					72 FTP	5.64	106.4	696.3	1.24	10.1
INOX = N/A PPM										
					75 FTP	4.96	93.4	655.9	1.31	10.8
OTHER TESTS:					NONE					
361	74	PONT	GRNV	455	COLD TRANS	3.81	31.4	911.9	5.16	9.1
					COLD STAB	3.51	11.4	786.8	4.74	10.9
IHC= 149 PPM HEXANE					HOT TRANS	4.05	11.6	709.8	7.74	12.0
ICO[ACT] = 0.2 %CO										
ICO[SPEC]= 0.3 %CO					72 FTP	3.65	21.0	846.7	4.94	10.0
INOX = N/A PPM										
					75 FTP	3.72	15.6	791.5	5.64	10.7
OTHER TESTS:					NONE					
362	74	CAPR	COUP	122	COLD TRANS	3.77	59.5	498.9	3.08	14.7
					COLD STAB	2.17	20.7	424.1	1.93	19.1
IHC= 205 PPM HEXANE					HOT TRANS	2.04	15.8	409.8	2.67	20.1
ICO[ACT] = 4.0 %CO										
ICO[SPEC]= 1.5 %CO					72 FTP	2.94	39.3	459.9	2.48	16.7
INOX = N/A PPM										
					75 FTP	2.46	27.3	435.6	2.37	18.2
OTHER TESTS:					NONE					

APPENDIX C,CONT'D

LISTING OF FEDERAL TEST PROCEDURE RESULTS
ON INDIVIDUAL VEHICLES
CHICAGO

VEH NO.	YR MAKE MODL CID	TEST TYPE	HC	CO	CO2	NOXC	MPG FUEL ECON
			-----GRAMS PER MILE-----				
363	74 DATS SEDA 79	COLD TRANS	4.01	62.0	330.4	2.83	20.1
		COLD STAB	1.95	22.9	282.6	1.69	27.3
	IHC= 411 PPM HEXANE	HOT TRANS	2.53	17.7	291.4	2.81	27.1
	ICO[ACT] = 5.7 %CO						
	ICO[SPEC]= 1.5 %CO	72 FTP	2.94	41.6	305.5	2.24	23.3
	INOX = N/A PPM						
		75 FTP	2.53	29.5	294.9	2.23	25.4
	OTHER TESTS:	NONE					
364	74 OPEL STAW 116	COLD TRANS	4.32	61.4	373.2	3.56	18.4
		COLD STAB	3.18	80.4	306.1	1.26	20.1
	IHC= 411 PPM HEXANE	HOT TRANS	2.40	43.5	313.8	2.98	22.8
	ICO[ACT] = 7.1 %CO						
	ICO[SPEC]= 1.0 %CO	72 FTP	3.72	71.3	338.2	2.36	19.2
	INOX = N/A PPM						
		75 FTP	3.20	66.4	322.0	2.21	20.3
	OTHER TESTS:	NONE					
365	74 TOYO CORO 120	COLD TRANS	3.99	42.3	463.7	5.26	16.4
		COLD STAB	2.95	41.0	453.5	2.67	16.8
	IHC= 467 PPM HEXANE	HOT TRANS	2.54	22.7	406.4	4.48	19.7
	ICO[ACT] = 7.7 %CO						
	ICO[SPEC]= 4.0 %CO	72 FTP	3.45	41.6	458.4	3.91	16.6
	INOX = N/A PPM						
		75 FTP	3.05	36.3	442.7	3.70	17.4
	OTHER TESTS:	NONE					
529	74 CHEV NOVA 250	COLD TRANS	4.85	40.8	544.7	3.48	14.2
		COLD STAB	3.19	60.6	463.3	1.57	15.6
	IHC= 430 PPM HEXANE	HOT TRANS	3.33	27.6	455.4	3.32	17.4
	ICO[ACT] = 9.0 %CO						
	ICO[SPEC]= N/A %CO	72 FTP	3.98	51.1	502.3	2.49	14.9
	INOX = N/A PPM						
		75 FTP	3.57	47.5	477.9	2.44	15.7
	OTHER TESTS:	NONE					
530	74 CHEV MONT 350	COLD TRANS	4.97	118.0	635.0	1.51	10.6
		COLD STAB	4.84	97.0	672.2	0.62	10.6
	IHC= 180 PPM HEXANE	HOT TRANS	3.34	75.2	582.5	1.27	12.5
	ICO[ACT] = 5.3 %CO						
	ICO[SPEC]= 5.0 %CO	72 FTP	4.90	107.1	654.4	1.05	10.6
	INOX = N/A PPM						
		75 FTP	4.46	95.4	640.1	0.98	11.0
	OTHER TESTS:	NONE					

APPENDIX C,CONT'D

LISTING OF FEDERAL TEST PROCEDURE RESULTS
ON INDIVIDUAL VEHICLES
CHICAGO

VEH NO.	YR	MAKE	MODL	CID	TEST TYPE	HC	CO	CO2	NOXC	MPG FUEL ECON
						-----GRAMS PER MILE-----				
531	74	CHEV	STAW	400	COLD TRANS	11.57	178.1	808.9	3.24	7.9
					COLD STAB	2.60	24.7	850.4	2.06	9.9
IHC= 206 PPM HEXANE					HOT TRANS	2.53	23.8	745.6	3.37	11.2
ICO[ACT] = 1.8 %CO										
ICO[SPEC]= 0.5 %CO					72 FTP	6.89	98.1	830.5	2.62	8.8
INOX = N/A PPM										
					75 FTP	4.43	56.0	813.3	2.66	9.7
OTHER TESTS:					NONE					
101	73	AMMO	GREM	232	COLD TRANS	4.01	43.0	501.8	4.23	15.2
					COLD STAB	2.32	20.7	546.1	1.90	15.1
IHC=1458 PPM HEXANE					HOT TRANS	3.04	20.4	436.7	4.34	18.6
ICO[ACT] = 4.9 %CO										
ICO[SPEC]= 1.0 %CO					72 FTP	3.13	31.4	524.9	3.01	15.2
INOX = N/A PPM										
					75 FTP	2.86	25.2	507.1	3.05	16.0
OTHER TESTS:					NONE					
102	73	BUIC	ELEC	455	COLD TRANS	4.51	60.1	974.9	4.23	8.2
					COLD STAB	2.30	57.5	959.4	2.53	8.4
IHC= 112 PPM HEXANE					HOT TRANS	2.44	41.6	818.5	3.88	10.0
ICO[ACT] = 2.3 %CO										
ICO[SPEC]= N/A %CO					72 FTP	3.35	58.7	966.8	3.34	8.3
INOX = N/A PPM										
					75 FTP	2.79	53.7	924.1	3.25	8.7
OTHER TESTS:					NONE					
103	73	CADI	DEVI	472	COLD TRANS	2.88	72.4	920.5	3.85	8.5
					COLD STAB	2.26	86.0	856.0	2.60	8.9
IHC= 140 PPM HEXANE					HOT TRANS	1.99	44.3	793.3	4.08	10.2
ICO[ACT] = 5.7 %CO										
ICO[SPEC]= 0.5 %CO					72 FTP	2.56	79.5	886.8	3.20	8.7
INOX = N/A PPM										
					75 FTP	2.32	71.8	852.1	3.26	9.1
OTHER TESTS:					NONE					
104	73	CHEV	VEGA	140	COLD TRANS	6.85	35.6	294.7	3.97	23.8
					COLD STAB	5.14	40.2	257.1	2.98	26.4
IHC=1159 PPM HEXANE					HOT TRANS	4.28	29.6	247.5	3.91	28.9
ICO[ACT] = 10.0 %CO										
ICO[SPEC]= N/A %CO					72 FTP	5.96	38.0	275.1	3.46	25.1
INOX = N/A PPM										
					75 FTP	5.26	36.3	262.2	3.44	26.4
OTHER TESTS:					NONE					

LISTING OF FEDERAL TEST PROCEDURE RESULTS
ON INDIVIDUAL VEHICLES
CHICAGO

VEH NO.	YR	MAKE	MODL	CID	TEST TYPE	HC	CO	CO2	NOXC	MPG FUEL ECON
						-----GRAMS PER MILE-----				
105	73	CHEV	CHEL	350	COLD TRANS	4.79	67.9	727.0	2.15	10.5
					COLD STAB	2.35	19.5	700.5	1.18	12.0
IHC= 149 PPM HEXANE					HOT TRANS	2.39	23.8	640.2	2.10	13.0
ICO[ACT] = 0.0 %CO										
ICO[SPEC]= N/A %CO					72 FTP	3.52	42.7	713.2	1.64	11.2
INOX = N/A PPM										
					75 FTP	2.87	30.6	689.5	1.63	11.9
OTHER TESTS:					NONE					
106	73	CHEV	NOVA	350	COLD TRANS	3.21	44.1	645.2	1.76	12.2
					COLD STAB	1.50	63.0	662.8	0.62	11.6
IHC= 86 PPM HEXANE					HOT TRANS	1.75	39.8	557.0	1.43	14.2
ICO[ACT] = 4.8 %CO										
ICO[SPEC]= N/A %CO					72 FTP	2.32	54.0	654.3	1.16	11.9
INOX = N/A PPM										
					75 FTP	1.92	52.8	630.3	1.07	12.3
OTHER TESTS:					NONE					
107	73	CHEV	IMPA	350	COLD TRANS	6.15	107.9	689.3	3.20	10.1
					COLD STAB	2.17	49.9	659.1	1.37	11.9
IHC= 125 PPM HEXANE					HOT TRANS	2.50	35.9	581.3	3.31	13.7
ICO[ACT] = 2.4 %CO										
ICO[SPEC]= N/A %CO					72 FTP	4.07	77.7	673.6	2.24	11.0
INOX = N/A PPM										
					75 FTP	3.08	58.0	644.1	2.27	11.9
OTHER TESTS:					NONE					
108	73	CHEV	IMPA	350	COLD TRANS	3.91	62.1	727.9	4.80	10.6
					COLD STAB	2.33	44.3	686.9	2.36	11.6
IHC= 186 PPM HEXANE					HOT TRANS	2.04	24.4	591.1	4.63	14.0
ICO[ACT] = 2.4 %CO										
ICO[SPEC]= N/A %CO					72 FTP	3.09	52.8	706.5	3.53	11.1
INOX = N/A PPM										
					75 FTP	2.58	42.5	669.2	3.48	11.9
OTHER TESTS:					NONE					
109	73	CHEV	CAPR	400	COLD TRANS	4.55	55.8	777.1	3.54	10.1
					COLD STAB	2.35	39.8	751.1	1.59	10.8
IHC= 130 PPM HEXANE					HOT TRANS	2.58	32.9	660.8	3.39	12.3
ICO[ACT] = 1.7 %CO										
ICO[SPEC]= N/A %CO					72 FTP	3.40	47.5	763.5	2.52	10.5
INOX = N/A PPM										
					75 FTP	2.87	41.2	731.8	2.48	11.0
OTHER TESTS:					NONE					

APPENDIX C,CONT'D

LISTING OF FEDERAL TEST PROCEDURE RESULTS
ON INDIVIDUAL VEHICLES
CHICAGO

VEH NO.	YR	MAKE	MODL	CID	TEST TYPE	HC	CO	CO2	NOXC	MPG FUEL ECON
						-----GRAMS PER MILE-----				
110	73	DODG	DART	225	COLD TRANS	2.27	36.8	535.6	11.09	14.8
					COLD STAB	1.75	7.3	528.4	11.78	16.3
IHC= 654 PPM HEXANE					HOT TRANS	1.73	15.5	455.3	10.70	18.3
ICO[ACT] = 0.6 %CO										
ICO[SPEC]= 0.5 %CO					72 FTP	2.00	21.4	531.9	11.45	15.5
INOX = N/A PPM										
					75 FTP	1.85	15.6	510.0	11.34	16.4
OTHER TESTS:					NONE					
111	73	FORD	PINT	122	COLD TRANS	5.21	88.0	409.9	3.28	15.7
					COLD STAB	2.92	63.8	358.7	2.10	19.0
IHC= 860 PPM HEXANE					HOT TRANS	2.62	34.5	355.5	4.01	21.2
ICO[ACT] = 5.2 %CO										
ICO[SPEC]= 1.5 %CO					72 FTP	4.02	75.4	383.2	2.66	17.3
INOX = N/A PPM										
					75 FTP	3.31	60.8	368.4	2.87	18.7
OTHER TESTS:					NONE					
112	73	FORD	TORI	351	COLD TRANS	3.26	29.2	736.7	4.39	11.2
					COLD STAB	2.39	15.6	731.6	2.08	11.6
IHC= 205 PPM HEXANE					HOT TRANS	2.17	11.5	631.6	4.23	13.5
ICO[ACT] = 0.6 %CO										
ICO[SPEC]= 0.2 %CO					72 FTP	2.81	22.1	734.0	3.18	11.4
INOX = N/A PPM										
					75 FTP	2.51	17.3	705.4	3.14	12.0
OTHER TESTS:					NONE					
113	73	FORD	MUST	302	COLD TRANS	3.98	68.2	699.7	2.49	10.8
					COLD STAB	1.53	24.5	838.2	2.19	10.1
IHC= 56 PPM HEXANE					HOT TRANS	1.95	28.8	643.6	2.61	12.8
ICO[ACT] = 0.6 %CO										
ICO[SPEC]= 0.5 %CO					72 FTP	2.70	45.4	771.9	2.34	10.4
INOX = N/A PPM										
					75 FTP	2.15	34.7	756.6	2.37	10.9
OTHER TESTS:					NONE					
114	73	FORD	CUST	351	COLD TRANS	6.83	118.0	751.9	3.78	9.3
					COLD STAB	4.06	109.1	699.9	1.97	10.0
IHC= 317 PPM HEXANE					HOT TRANS	4.02	70.1	643.0	4.54	11.6
ICO[ACT] = 7.0 %CO										
ICO[SPEC]= 0.5 %CO					72 FTP	5.39	113.4	724.8	2.84	9.6
INOX = N/A PPM										
					75 FTP	4.62	100.3	695.0	3.05	10.2
OTHER TESTS:					NONE					

LISTING OF FEDERAL TEST PROCEDURE RESULTS
ON INDIVIDUAL VEHICLES
CHICAGO

VEH NO.	YR	MAKE	MODL	CID	TEST TYPE	HC	CO	CO2	NOXC	MPG FUEL ECON
						-----GRAMS PER MILE-----				
115	73	FORD	LTD	400	COLD TRANS	4.85	61.3	746.8	4.38	10.3
					COLD STAB	3.79	35.4	686.9	3.86	11.8
IHC= 205 PPM HEXANE					HOT TRANS	3.51	20.3	642.8	4.38	12.9
ICO[ACT] = 0.9 %CO										
ICO[SPEC]= 0.5 %CO					72 FTP	4.30	47.8	715.6	4.11	11.0
INOX = N/A PPM										
					75 FTP	3.93	36.6	687.2	4.11	11.7
OTHER TESTS:					NONE					
116	73	MERC	MONR	400	COLD TRANS	3.90	57.6	854.5	2.93	9.3
					COLD STAB	2.66	33.0	729.3	1.78	11.2
IHC= 243 PPM HEXANE					HOT TRANS	3.68	32.9	732.7	1.93	11.1
ICO[ACT] = 1.1 %CO										
ICO[SPEC]= 0.5 %CO					72 FTP	3.26	44.8	789.2	2.33	10.2
INOX = N/A PPM										
					75 FTP	3.19	38.0	756.0	2.06	10.7
OTHER TESTS:					NONE					
117	73	OLDS	98	455	COLD TRANS	2.13	28.0	987.9	3.16	8.5
					COLD STAB	1.52	22.4	928.5	1.88	9.2
IHC= 336 PPM HEXANE					HOT TRANS	1.80	19.1	787.0	3.04	10.8
ICO[ACT] = 1.4 %CO										
ICO[SPEC]= 1.0 %CO					72 FTP	1.81	25.1	956.9	2.49	8.9
INOX = N/A PPM										
					75 FTP	1.72	22.7	902.1	2.46	9.4
OTHER TESTS:					NONE					
118	73	OLDS	CUTL	350	COLD TRANS	3.70	30.0	701.5	5.19	11.7
					COLD STAB	2.54	18.2	696.4	2.52	12.1
IHC= 145 PPM HEXANE					HOT TRANS	3.14	20.3	601.2	4.98	13.8
ICO[ACT] = 0.9 %CO										
ICO[SPEC]= 0.3 %CO					72 FTP	3.10	23.8	698.9	3.80	11.9
INOX = N/A PPM										
					75 FTP	2.94	21.2	671.5	3.74	12.4
OTHER TESTS:					NONE					
119	73	PLYM	SATE	318	COLD TRANS	4.26	76.5	659.6	3.56	11.2
					COLD STAB	2.90	42.0	637.4	2.63	12.5
IHC= 280 PPM HEXANE					HOT TRANS	3.12	47.4	578.1	3.85	13.4
ICO[ACT] = 0.8 %CO										
ICO[SPEC]= 0.5 %CO					72 FTP	3.55	58.5	648.0	3.08	11.8
INOX = N/A PPM										
					75 FTP	3.24	50.6	625.8	3.16	12.4
OTHER TESTS:					NONE					

LISTING OF FEDERAL TEST PROCEDURE RESULTS
ON INDIVIDUAL VEHICLES
CHICAGO

VEH NO.	YR MAKE MODL CID	TEST TYPE	HC	CO	CO2	NOXC	MPG FUEL ECON
			-----GRAMS PER MILE-----				
120	73 PLYM DUST 225	COLD TRANS	3.55	66.6	484.8	7.39	14.8
		COLD STAB	1.91	19.7	454.1	4.21	18.1
	IHC= 168 PPM HEXANE	HOT TRANS	1.93	17.3	415.6	7.13	19.8
	ICO[ACT] = 2.6 %CO						
	ICO[SPEC]= 0.5 %CO	72 FTP	2.70	42.2	468.8	5.73	16.3
	INOX = N/A PPM						
		75 FTP	2.25	28.7	449.9	5.66	17.7
	OTHER TESTS:	NONE					
121	73 PONT CATA 350	COLD TRANS	5.46	65.4	693.9	4.59	10.9
		COLD STAB	4.00	52.1	677.9	2.15	11.5
	IHC= 373 PPM HEXANE	HOT TRANS	4.00	32.5	608.7	4.48	13.2
	ICO[ACT] = 3.4 %CO						
	ICO[SPEC]= 0.2 %CO	72 FTP	4.70	58.4	685.6	3.32	11.2
	INOX = N/A PPM						
		75 FTP	4.30	49.5	662.3	3.29	11.8
	OTHER TESTS:	NONE					
122	73 PONT LEMA 350	COLD TRANS	5.18	47.2	726.4	6.63	10.9
		COLD STAB	2.29	18.1	785.6	1.55	10.8
	IHC= 177 PPM HEXANE	HOT TRANS	2.16	14.3	691.6	2.41	12.3
	ICO[ACT] = 0.7 %CO						
	ICO[SPEC]= 0.2 %CO	72 FTP	3.67	32.0	757.3	3.98	10.8
	INOX = N/A PPM						
		75 FTP	2.85	23.1	747.8	2.83	11.2
	OTHER TESTS:	NONE					
123	73 DATS SEDA 97	COLD TRANS	3.54	19.4	358.2	5.20	22.2
		COLD STAB	3.83	22.7	346.8	3.51	22.5
	IHC= 747 PPM HEXANE	HOT TRANS	2.80	18.6	305.6	4.96	25.8
	ICO[ACT] = 6.7 %CO						
	ICO[SPEC]= 1.5 %CO	72 FTP	3.69	21.1	352.3	4.32	22.3
	INOX = N/A PPM						
		75 FTP	3.49	20.9	337.9	4.25	23.2
	OTHER TESTS:	NONE					
124	73 OPEL STAW 116	COLD TRANS	6.00	64.1	328.5	3.65	19.8
		COLD STAB	6.25	88.8	305.3	1.45	19.1
	IHC=1121 PPM HEXANE	HOT TRANS	4.44	53.9	279.6	2.95	23.5
	ICO[ACT] = 10.0 %CO						
	ICO[SPEC]= N/A %CO	72 FTP	6.13	77.0	316.4	2.50	19.4
	INOX = N/A PPM						
		75 FTP	5.70	74.2	303.1	2.31	20.3
	OTHER TESTS:	NONE					

LISTING OF FEDERAL TEST PROCEDURE RESULTS
ON INDIVIDUAL VEHICLES
CHICAGO

VEH NO.	YR	MAKE	MODL	CID	TEST TYPE	HC	CO	CO2	NOXC	MPG FUEL ECON
						-----GRAMS PER MILE-----				
125	73	TOYO	CORO	97	COLD TRANS	3.37	27.4	348.6	4.00	22.1
					COLD STAB	2.23	23.5	373.5	1.31	21.3
IHC= 233 PPM HEXANE					HOT TRANS	2.10	15.2	314.3	3.09	25.7
ICO[ACT] = 0.9 %CO										
ICO[SPEC]= 1.0 %CO					72 FTP	2.77	25.3	361.6	2.60	21.6
INOX = N/A PPM										
					75 FTP	2.43	22.0	352.2	2.35	22.5
OTHER TESTS:					NONE					
126	73	VOLK	412	103	COLD TRANS	3.85	39.7	378.9	4.76	19.6
					COLD STAB	1.90	18.8	371.4	3.25	21.8
IHC= 65 PPM HEXANE					HOT TRANS	2.41	38.6	360.0	4.62	20.7
ICO[ACT] = 0.6 %CO										
ICO[SPEC]= N/A %CO					72 FTP	2.83	28.8	375.0	3.97	20.7
INOX = N/A PPM										
					75 FTP	2.44	28.5	369.8	3.94	21.0
OTHER TESTS:					NONE					
127	73	VOLK	SEDA	97	COLD TRANS	3.27	34.6	336.0	4.12	22.1
					COLD STAB	2.40	18.6	371.1	2.29	21.8
IHC= 215 PPM HEXANE					HOT TRANS	2.46	21.0	315.1	3.55	24.9
ICO[ACT] = 0.7 %CO										
ICO[SPEC]= N/A %CO					72 FTP	2.81	26.3	354.3	3.17	21.9
INOX = N/A PPM										
					75 FTP	2.59	22.5	348.6	3.01	22.6
OTHER TESTS:					NONE					
366	73	BUIC	CNTY	350	COLD TRANS	13.49	175.9	654.6	2.40	9.1
					COLD STAB	2.43	64.3	695.9	1.30	11.0
IHC= 115 PPM HEXANE					HOT TRANS	2.41	32.6	605.7	3.01	13.4
ICO[ACT] = 2.8 %CO										
ICO[SPEC]= N/A %CO					72 FTP	7.73	117.7	676.1	1.83	10.0
INOX = N/A PPM										
					75 FTP	4.70	78.6	662.8	1.99	11.1
OTHER TESTS:					NONE					
367	73	BUIC	CNTY	350	COLD TRANS	3.19	33.8	750.6	5.38	10.9
					COLD STAB	1.53	16.8	718.3	2.06	11.8
IHC= 78 PPM HEXANE					HOT TRANS	1.58	13.4	655.8	3.52	13.0
ICO[ACT] = 0.6 %CO										
ICO[SPEC]= N/A %CO					72 FTP	2.33	24.9	733.7	3.65	11.4
INOX = N/A PPM										
					75 FTP	1.89	19.4	707.9	3.14	11.9
OTHER TESTS:					NONE					

LISTING OF FEDERAL TEST PROCEDURE RESULTS
ON INDIVIDUAL VEHICLES
CHICAGO

VEH NO.	YR	MAKE	MODL	CID	TEST TYPE	HC	CO	CO2	NOXC	MPG FUEL ECON
						-----GRAMS PER MILE-----				
368	73	BUIC	ELEC	455	COLD TRANS	4.61	72.9	830.3	3.08	9.2
					COLD STAB	2.52	32.4	803.1	1.91	10.3
IHC= 78 PPM HEXANE					HOT TRANS	2.87	30.1	707.7	3.02	11.6
ICO[ACT] = 0.9 %CO										
ICO[SPEC]= N/A %CO					72 FTP	3.52	51.8	816.1	2.47	9.8
INOX = N/A PPM										
					75 FTP	3.05	40.1	782.7	2.45	10.4
OTHER TESTS:					NONE					
369	73	CHEV	VEGA	140	COLD TRANS	4.20	86.4	373.5	4.02	17.0
					COLD STAB	3.26	64.4	322.8	3.12	20.4
IHC= 589 PPM HEXANE					HOT TRANS	3.15	47.7	320.0	4.49	21.9
ICO[ACT] = 9.8 %CO										
ICO[SPEC]= N/A %CO					72 FTP	3.71	74.9	347.1	3.55	18.6
INOX = N/A PPM										
					75 FTP	3.42	64.4	332.5	3.68	20.0
OTHER TESTS:					NONE					
370	73	CHEV	NOVA	250	COLD TRANS	3.73	27.9	568.0	5.30	14.2
					COLD STAB	2.17	8.4	548.4	3.61	15.6
IHC= 112 PPM HEXANE					HOT TRANS	2.68	11.7	489.6	5.08	17.2
ICO[ACT] = 1.1 %CO										
ICO[SPEC]= N/A %CO					72 FTP	2.91	17.8	557.7	4.42	14.9
INOX = N/A PPM										
					75 FTP	2.63	13.4	536.4	4.36	15.7
OTHER TESTS:					NONE					
371	73	CHEV	MONT	350	COLD TRANS	4.50	56.8	696.8	2.41	11.1
					COLD STAB	3.85	14.9	628.8	1.29	13.4
IHC= 710 PPM HEXANE					HOT TRANS	4.89	15.4	561.1	2.71	14.8
ICO[ACT] = 0.1 %CO										
ICO[SPEC]= N/A %CO					72 FTP	4.16	35.0	661.4	1.83	12.2
INOX = N/A PPM										
					75 FTP	4.27	23.7	624.4	1.91	13.1
OTHER TESTS:					NONE					
372	73	CHEV	CAPR	400	COLD TRANS	3.04	74.3	713.4	3.14	10.6
					COLD STAB	1.71	72.4	719.2	1.51	10.6
IHC= 74 PPM HEXANE					HOT TRANS	1.85	44.7	619.2	3.06	12.8
ICO[ACT] = 2.8 %CO										
ICO[SPEC]= N/A %CO					72 FTP	2.35	73.3	716.5	2.29	10.6
INOX = N/A PPM										
					75 FTP	2.03	65.2	690.8	2.27	11.1
OTHER TESTS:					NONE					

APPENDIX C,CONT'D

LISTING OF FEDERAL TEST PROCEDURE RESULTS
ON INDIVIDUAL VEHICLES
CHICAGO

VEH NO.	YR MAKE MODL CID	TEST TYPE	HC	CO	CO2	NOXC	MPG FUEL ECON
			-----GRAMS PER MILE-----				
373	73 CHEV MONT 454	COLD TRANS	4.71	25.2	787.8	4.74	10.5
		COLD STAB	3.30	22.1	772.1	2.40	10.9
	IHC= 196 PPM HEXANE	HOT TRANS	3.49	14.1	648.4	4.95	13.0
	ICO[ACT] = 1.6 %CO						
	ICO[SPEC]= N/A %CO	72 FTP	3.97	23.6	779.6	3.52	10.7
	INOX = N/A PPM						
		75 FTP	3.64	20.5	741.6	3.58	11.3
	OTHER TESTS:	NONE					
374	73 CHRY NEWP 400	COLD TRANS	4.58	76.9	732.3	4.01	10.2
		COLD STAB	3.38	41.7	687.1	2.60	11.6
	IHC= 233 PPM HEXANE	HOT TRANS	3.41	42.5	630.2	4.06	12.5
	ICO[ACT] = 0.8 %CO						
	ICO[SPEC]= 0.5 %CO	72 FTP	3.95	58.6	708.7	3.28	10.9
	INOX = N/A PPM						
		75 FTP	3.64	49.2	680.9	3.29	11.5
	OTHER TESTS:	NONE					
375	73 DODG CORO 318	COLD TRANS	4.58	68.4	618.3	3.44	12.0
		COLD STAB	4.45	92.2	549.3	2.09	12.5
	IHC= 486 PPM HEXANE	HOT TRANS	3.64	53.1	519.6	3.46	14.4
	ICO[ACT] = 10.0 %CO						
	ICO[SPEC]= 0.5 %CO	72 FTP	4.51	80.8	582.4	2.73	12.3
	INOX = N/A PPM						
		75 FTP	4.25	76.6	555.4	2.74	12.9
	OTHER TESTS:	NONE					
376	73 DODG POLA 360	COLD TRANS	3.51	55.2	654.2	6.26	11.8
		COLD STAB	2.49	70.0	608.0	2.43	12.2
	IHC= 224 PPM HEXANE	HOT TRANS	1.98	41.9	558.4	6.34	14.1
	ICO[ACT] = 6.3 %CO						
	ICO[SPEC]= 1.0 %CO	72 FTP	2.98	62.9	630.1	4.26	12.0
	INOX = N/A PPM						
		75 FTP	2.56	59.3	604.0	4.28	12.6
	OTHER TESTS:	NONE					
377	73 FORD PINT 122	COLD TRANS	5.10	29.5	428.3	2.24	18.1
		COLD STAB	1.54	7.5	453.8	1.28	18.9
	IHC= 121 PPM HEXANE	HOT TRANS	1.54	9.7	375.3	1.93	22.4
	ICO[ACT] = 0.9 %CO						
	ICO[SPEC]= 1.5 %CO	72 FTP	3.25	18.1	441.6	1.74	18.5
	INOX = N/A PPM						
		75 FTP	2.27	12.7	427.1	1.65	19.5
	OTHER TESTS:	NONE					

LISTING OF FEDERAL TEST PROCEDURE RESULTS
ON INDIVIDUAL VEHICLES
CHICAGO

VEH NO.	YR	MAKE	MODL	CID	TEST TYPE	HC	CO	CO2	NOXC	MPG FUEL ECON
						-----GRAMS PER MILE-----				
378	73	FORD	STAW	351	COLD TRANS	5.56	73.7	733.7	5.65	10.2
					COLD STAB	4.60	79.3	653.0	2.52	11.2
IHC= 402 PPM HEXANE					HOT TRANS	3.77	42.2	616.0	5.96	12.8
ICO[ACT] = 8.8 %CO										
ICO[SPEC]= 0.2 %CO					72 FTP	5.06	76.6	691.6	4.01	10.7
INOX = N/A PPM										
					75 FTP	4.57	68.0	659.5	4.10	11.4
OTHER TESTS:					NONE					
379	73	FORD	LTD	400	COLD TRANS	6.02	71.2	711.6	6.93	10.5
					COLD STAB	6.34	124.0	616.3	2.95	10.7
IHC= 523 PPM HEXANE					HOT TRANS	5.35	67.5	589.7	6.73	12.5
ICO[ACT] = 10.0 %CO										
ICO[SPEC]= 0.5 %CO					72 FTP	6.19	98.7	661.9	4.86	10.6
INOX = N/A PPM										
					75 FTP	6.00	97.7	628.7	4.80	11.1
OTHER TESTS:					NONE					
380	73	FORD	STAW	460	COLD TRANS	4.92	68.3	910.9	4.95	8.6
					COLD STAB	3.01	60.9	805.4	2.64	9.7
IHC= 233 PPM HEXANE					HOT TRANS	2.77	39.6	740.8	5.57	10.9
ICO[ACT] = 4.0 %CO										
ICO[SPEC]= 0.5 %CO					72 FTP	3.92	64.4	855.9	3.75	9.2
INOX = N/A PPM										
					75 FTP	3.34	56.6	809.5	3.91	9.8
OTHER TESTS:					NONE					
381	73	MERC	COUG	351	COLD TRANS	4.57	37.3	705.7	3.81	11.4
					COLD STAB	3.32	16.3	706.3	2.96	12.0
IHC= 177 PPM HEXANE					HOT TRANS	3.15	10.0	589.6	3.96	14.4
ICO[ACT] = 0.2 %CO										
ICO[SPEC]= N/A %CO					72 FTP	3.92	26.4	706.0	3.36	11.7
INOX = N/A PPM										
					75 FTP	3.53	18.9	674.4	3.41	12.4
OTHER TESTS:					NONE					
382	73	OLDS	CUTL	350	COLD TRANS	3.83	37.5	730.9	4.59	11.1
					COLD STAB	2.41	19.3	758.1	2.39	11.2
IHC= 112 PPM HEXANE					HOT TRANS	2.63	18.5	672.4	4.00	12.5
ICO[ACT] = 0.4 %CO										
ICO[SPEC]= 1.0 %CO					72 FTP	3.09	28.0	745.0	3.44	11.1
INOX = N/A PPM										
					75 FTP	2.76	22.8	729.1	3.28	11.5
OTHER TESTS:					NONE					

LISTING OF FEDERAL TEST PROCEDURE RESULTS
ON INDIVIDUAL VEHICLES
CHICAGO

VEH NO.	YR	MAKE	MODL	CID	TEST TYPE	HC	CO	CO2	NOXC	MPG FUEL ECON
						-----GRAMS PER MILE-----				
383	73	OLDS	98	455	COLD TRANS	16.16	403.6	498.7	0.57	7.5
					COLD STAB	16.26	439.5	480.4	0.26	7.3
IHC= 560 PPM HEXANE					HOT TRANS	10.86	342.3	435.2	0.53	8.8
ICO[ACT] = 9.8 %CO										
ICO[SPEC]= 0.3 %CO					72 FTP	16.21	422.3	489.1	0.41	7.4
INOX = N/A PPM										
					75 FTP	14.77	405.6	471.8	0.39	7.7
OTHER TESTS:					NONE					
384	73	PLYM	FURY	318	COLD TRANS	4.09	35.1	785.7	8.93	10.4
					COLD STAB	4.45	8.0	928.3	18.38	9.3
IHC= 112 PPM HEXANE					HOT TRANS	2.67	25.7	589.0	4.93	13.9
ICO[ACT] = 0.6 %CO										
ICO[SPEC]= 0.5 %CO					72 FTP	4.28	21.0	860.0	13.86	9.8
INOX = N/A PPM										
					75 FTP	3.89	18.4	806.4	12.77	10.5
OTHER TESTS:					NONE					
385	73	PONT	FIRE	350	COLD TRANS	4.22	57.7	705.5	1.94	11.0
					COLD STAB	3.32	47.8	628.1	1.56	12.4
IHC= 355 PPM HEXANE					HOT TRANS	2.79	35.6	553.6	2.10	14.4
ICO[ACT] = 5.8 %CO										
ICO[SPEC]= 0.2 %CO					72 FTP	3.75	52.5	665.1	1.74	11.7
INOX = N/A PPM										
					75 FTP	3.36	46.5	623.7	1.79	12.5
OTHER TESTS:					NONE					
386	73	PONT	GRNP	400	COLD TRANS	4.90	25.3	813.3	5.85	10.2
					COLD STAB	4.30	9.0	761.1	4.35	11.3
IHC= 560 PPM HEXANE					HOT TRANS	4.54	5.8	660.4	7.31	13.0
ICO[ACT] = 0.4 %CO										
ICO[SPEC]= 0.2 %CO					72 FTP	4.59	16.8	786.1	5.07	10.7
INOX = N/A PPM										
					75 FTP	4.49	11.5	744.4	5.46	11.4
OTHER TESTS:					NONE					
387	73	CAPR	COUP	122	COLD TRANS	4.75	74.5	373.1	2.87	17.6
					COLD STAB	1.47	28.6	413.4	1.72	19.2
IHC= 130 PPM HEXANE					HOT TRANS	2.69	22.8	345.4	3.07	22.8
ICO[ACT] = 3.7 %CO										
ICO[SPEC]= 2.5 %CO					72 FTP	3.04	50.6	394.1	2.27	18.4
INOX = N/A PPM										
					75 FTP	2.48	36.4	386.5	2.33	19.6
OTHER TESTS:					NONE					

LISTING OF FEDERAL TEST PROCEDURE RESULTS
ON INDIVIDUAL VEHICLES
CHICAGO

VEH NO.	YR	MAKE	MODL	CID	TEST TYPE	HC	CO	CO2	NOXC	MPG FUEL ECON
						-----GRAMS PER MILE-----				
388	73	MAZD	SEDA	70	COLD TRANS	5.82	27.8	537.8	1.49	14.8
					COLD STAB	2.79	16.7	640.1	0.71	13.1
IHC= 22 PPM HEXANE					HOT TRANS	4.55	26.8	482.4	1.34	16.5
ICO[ACT] = 0.7 %CO										
ICO[SPEC]= 3.0 %CO					72 FTP	4.24	22.0	591.1	1.08	13.9
INOX = N/A PPM										
					75 FTP	3.89	21.7	576.0	1.04	14.3
OTHER TESTS:					NONE					
532	73	PONT	STAW	455	COLD TRANS	9.83	59.0	1029.4	2.36	7.7
					COLD STAB	18.73	49.5	879.5	2.60	8.7
IHC=2000 PPM HEXANE					HOT TRANS	13.27	26.7	764.9	6.44	10.5
ICO[ACT] = 2.7 %CO										
ICO[SPEC]= N/A %CO					72 FTP	14.47	54.0	951.2	2.49	8.2
INOX = N/A PPM										
					75 FTP	15.41	45.2	879.1	3.60	8.9
OTHER TESTS:					NONE					
076	72	AMMO	HORN	258	COLD TRANS	2.44	43.1	530.1	6.16	14.7
					COLD STAB	1.37	7.5	490.4	4.35	17.5
IHC= 243 PPM HEXANE					HOT TRANS	2.15	11.6	453.2	6.43	18.6
ICO[ACT] = 5.8 %CO										
ICO[SPEC]= 1.5 %CO					72 FTP	1.88	24.5	509.4	5.22	16.0
INOX = N/A PPM										
					75 FTP	1.80	15.9	488.4	5.29	17.1
OTHER TESTS:					LO/HI					
077	72	BUIC	ELEC	455	COLD TRANS	4.84	60.7	879.2	9.25	9.0
					COLD STAB	2.43	30.5	815.3	5.74	10.2
IHC= 102 PPM HEXANE					HOT TRANS	2.95	22.0	725.2	8.90	11.5
ICO[ACT] = 1.4 %CO										
ICO[SPEC]= N/A %CO					72 FTP	3.58	45.0	845.9	7.42	9.6
INOX = N/A PPM										
					75 FTP	3.07	34.4	803.9	7.32	10.2
OTHER TESTS:					LO/HI					
078	72	CADI	DEVI	472	COLD TRANS	3.35	89.9	907.6	5.15	8.4
					COLD STAB	3.36	24.5	954.1	3.09	8.8
IHC= 71 PPM HEXANE					HOT TRANS	2.20	39.0	770.8	5.50	10.6
ICO[ACT] = 0.9 %CO										
ICO[SPEC]= N/A %CO					72 FTP	3.35	55.8	931.8	4.07	8.6
INOX = N/A PPM										
					75 FTP	3.04	41.9	894.5	4.17	9.1
OTHER TESTS:					LO/HI					

APPENDIX C,CONT'D

LISTING OF FEDERAL TEST PROCEDURE RESULTS
ON INDIVIDUAL VEHICLES
CHICAGO

VEH NO.	YR MAKE MODL CID	TEST TYPE	HC	CO	CO2	NOXC	MPG FUEL ECON
			-----GRAMS PER MILE-----				
079	72 CHEV VEGA 140	COLD TRANS	5.03	42.4	374.6	3.22	19.4
		COLD STAB	2.16	35.5	417.4	1.25	18.5
	IHC= 71 PPM HEXANE	HOT TRANS	2.65	38.3	326.2	2.32	22.5
	ICO[ACT] = 1.1 %CO						
	ICO[SPEC]= N/A %CO	72 FTP	3.53	38.8	396.9	2.19	18.9
	INOX = N/A PPM						
		75 FTP	2.88	37.7	383.7	1.94	19.6
	OTHER TESTS:	LO/HI					
080	72 CHEV MONT 350	COLD TRANS	4.27	62.9	607.8	5.73	12.3
		COLD STAB	3.66	47.0	534.3	3.69	14.3
	IHC= 407 PPM HEXANE	HOT TRANS	2.87	30.1	514.3	5.74	15.6
	ICO[ACT] = 5.2 %CO						
	ICO[SPEC]= N/A %CO	72 FTP	3.95	54.6	569.4	4.67	13.3
	INOX = N/A PPM						
		75 FTP	3.57	45.6	543.9	4.67	14.2
	OTHER TESTS:	LO/HI					
081	72 CHEV MONT 350	COLD TRANS	4.82	74.4	640.6	3.63	11.5
		COLD STAB	2.69	46.7	644.8	2.04	12.2
	IHC= 308 PPM HEXANE	HOT TRANS	2.50	33.2	578.3	3.35	13.9
	ICO[ACT] = 4.4 %CO						
	ICO[SPEC]= N/A %CO	72 FTP	3.71	60.0	642.8	2.80	11.9
	INOX = N/A PPM						
		75 FTP	3.08	48.7	625.8	2.73	12.5
	OTHER TESTS:	LO/HI					
082	72 CHEV NOVA 307	COLD TRANS	34.09	49.0	584.6	5.14	11.5
		COLD STAB	25.03	21.6	551.4	3.06	13.4
	IHC=2000 PPM HEXANE	HOT TRANS	24.67	24.6	480.9	5.72	14.8
	ICO[ACT] = 1.1 %CO						
	ICO[SPEC]= N/A %CO	72 FTP	29.37	34.7	567.3	4.05	12.4
	INOX = N/A PPM						
		75 FTP	26.79	28.0	539.0	4.21	13.3
	OTHER TESTS:	LO/HI					
083	72 CHEV IMPA 350	COLD TRANS	6.07	112.1	691.8	4.42	10.0
		COLD STAB	2.63	59.6	721.2	2.71	10.8
	IHC= 224 PPM HEXANE	HOT TRANS	3.27	71.0	614.8	4.28	12.0
	ICO[ACT] = 1.6 %CO						
	ICO[SPEC]= N/A %CO	72 FTP	4.28	84.7	707.1	3.53	10.4
	INOX = N/A PPM						
		75 FTP	3.51	73.5	686.1	3.49	10.9
	OTHER TESTS:	LO/HI					

APPENDIX C,CONT'D

LISTING OF FEDERAL TEST PROCEDURE RESULTS
ON INDIVIDUAL VEHICLES
CHICAGO

VEH NO.	YR MAKE MODL CID	TEST TYPE	HC	CO	CO2	NOXC	MPG FUEL ECON
			-----GRAMS PER MILE-----				
084	72 CHEV CHEV 400	COLD TRANS	6.56	97.1	602.6	4.42	11.4
		COLD STAB	5.74	115.2	540.8	2.67	12.0
	IHC= 617 PPM HEXANE	HOT TRANS	4.35	62.7	533.3	5.14	13.7
	ICO[ACT] = 10.4 %CO						
	ICO[SPEC]= N/A %CO	72 FTP	6.14	106.5	570.4	3.51	11.7
	INOX = N/A PPM						
		75 FTP	5.53	97.2	551.5	3.70	12.3
	OTHER TESTS:	LO/HI					
085	72 DODG CORO 318	COLD TRANS	6.66	68.5	599.7	4.50	12.2
		COLD STAB	4.04	48.3	545.8	3.63	14.0
	IHC= 280 PPM HEXANE	HOT TRANS	3.10	29.6	513.0	4.60	15.6
	ICO[ACT] = 6.3 %CO						
	ICO[SPEC]= 0.5 %CO	72 FTP	5.29	57.9	571.6	4.05	13.1
	INOX = N/A PPM						
		75 FTP	4.32	47.3	547.9	4.07	14.0
	OTHER TESTS:	LO/HI					
086	72 FORD PINT 122	COLD TRANS	5.53	73.7	316.3	2.49	19.7
		COLD STAB	3.20	40.3	353.6	1.91	20.8
	IHC= 280 PPM HEXANE	HOT TRANS	2.87	29.7	310.9	3.07	24.2
	ICO[ACT] = 5.6 %CO						
	ICO[SPEC]= 1.2 %CO	72 FTP	4.32	56.3	335.8	2.19	20.3
	INOX = N/A PPM						
		75 FTP	3.59	44.3	334.3	2.34	21.4
	OTHER TESTS:	LO/HI					
087	72 FORD TORI 351	COLD TRANS	8.48	168.8	596.1	4.05	10.0
		COLD STAB	2.26	33.2	633.5	3.31	12.8
	IHC= 196 PPM HEXANE	HOT TRANS	2.51	25.5	558.7	5.56	14.6
	ICO[ACT] = 2.7 %CO						
	ICO[SPEC]= 0.5 %CO	72 FTP	5.24	98.1	615.6	3.66	11.3
	INOX = N/A PPM						
		75 FTP	3.61	59.0	605.4	4.08	12.5
	OTHER TESTS:	LO/HI					
088	72 FORD MAVE 200	COLD TRANS	3.01	25.7	435.5	6.66	18.3
		COLD STAB	1.97	10.8	415.1	2.66	20.3
	IHC= 308 PPM HEXANE	HOT TRANS	2.28	7.4	370.7	5.70	22.8
	ICO[ACT] = 1.1 %CO						
	ICO[SPEC]= 1.5 %CO	72 FTP	2.47	17.9	424.9	4.57	19.3
	INOX = N/A PPM						
		75 FTP	2.27	12.9	407.2	4.31	20.4
	OTHER TESTS:	LO/HI					

LISTING OF FEDERAL TEST PROCEDURE RESULTS
ON INDIVIDUAL VEHICLES
CHICAGO

VEH NO.	YR	MAKE	MODL	CID	TEST TYPE	HC	CO	CO2	NOXC	MPG FUEL ECON
						-----GRAMS PER MILE-----				
089	72	FORD	LTD	351	COLD TRANS	6.02	84.4	679.1	6.88	10.7
					COLD STAB	3.87	77.0	666.4	3.91	11.1
IHC= 168 PPM HEXANE					HOT TRANS	4.01	44.3	590.7	6.82	13.2
ICO[ACT] = 4.8 %CO										
ICO[SPEC]= 0.5 %CO					72 FTP	4.90	80.5	672.4	5.33	10.9
INOX = N/A PPM										
					75 FTP	4.35	69.6	648.3	5.32	11.5
OTHER TESTS:					LO/HI					
090	72	FORD	STAW	400	COLD TRANS	13.89	144.1	708.6	6.38	9.1
					COLD STAB	3.36	59.5	661.3	4.24	11.6
IHC= 280 PPM HEXANE					HOT TRANS	3.21	40.6	594.6	7.27	13.3
ICO[ACT] = 5.7 %CO										
ICO[SPEC]= 0.1 %CO					72 FTP	8.40	100.0	684.0	5.27	10.2
INOX = N/A PPM										
					75 FTP	5.49	71.7	652.9	5.51	11.3
OTHER TESTS:					LO/HI					
091	72	MERC	MONR	400	COLD TRANS	7.10	80.2	708.4	7.24	10.4
					COLD STAB	2.90	58.0	679.7	3.92	11.4
IHC= 785 PPM HEXANE					HOT TRANS	3.60	34.2	598.9	7.48	13.4
ICO[ACT] = 4.8 %CO										
ICO[SPEC]= 0.1 %CO					72 FTP	4.91	68.6	693.4	5.51	10.9
INOX = N/A PPM										
					75 FTP	3.96	56.1	663.5	5.58	11.6
OTHER TESTS:					LO/HI					
092	72	OLDS	DELT	350	COLD TRANS	6.42	94.5	700.1	6.17	10.2
					COLD STAB	4.26	54.0	692.4	3.33	11.2
IHC= 215 PPM HEXANE					HOT TRANS	4.78	42.1	600.1	6.32	13.0
ICO[ACT] = 2.6 %CO										
ICO[SPEC]= N/A %CO					72 FTP	5.29	73.4	696.0	4.69	10.7
INOX = N/A PPM										
					75 FTP	4.84	59.1	668.8	4.73	11.4
OTHER TESTS:					LO/HI					
093	72	PLYM	VALI	225	COLD TRANS	3.99	51.2	446.8	7.52	16.4
					COLD STAB	2.85	49.2	393.2	4.33	18.5
IHC= 261 PPM HEXANE					HOT TRANS	2.32	32.3	386.1	6.72	20.0
ICO[ACT] = 1.3 %CO										
ICO[SPEC]= 0.5 %CO					72 FTP	3.39	50.2	418.9	5.86	17.5
INOX = N/A PPM										
					75 FTP	2.94	45.0	402.3	5.64	18.4
OTHER TESTS:					LO/HI					

LISTING OF FEDERAL TEST PROCEDURE RESULTS
ON INDIVIDUAL VEHICLES
CHICAGO

VEH NO.	YR MAKE MODL CID	TEST TYPE	HC	CO	CO2	NOXC	MPG FUEL ECON
			-----GRAMS PER MILE-----				
094	72 PLYM FRY3 360	COLD TRANS	5.07	100.9	566.7	6.09	12.0
		COLD STAB	4.30	116.0	542.2	3.40	12.0
	IHC= 252 PPM HEXANE	HOT TRANS	3.48	64.7	512.3	6.91	14.2
	ICO[ACT] = 6.2 %CO						
	ICO[SPEC]= 0.5 %CO	72 FTP	4.67	108.8	553.9	4.69	12.0
	INOX = N/A PPM						
		75 FTP	4.24	98.9	539.1	4.91	12.5
	OTHER TESTS:	LO/HI					
095	72 PONT GRNV 455	COLD TRANS	5.03	41.8	855.7	8.76	9.5
		COLD STAB	4.52	61.5	782.8	3.39	9.9
	IHC= 542 PPM HEXANE	HOT TRANS	9.01	33.2	677.9	3.94	11.7
	ICO[ACT] = 9.6 %CO						
	ICO[SPEC]= N/A %CO	72 FTP	4.76	52.0	817.7	5.96	9.7
	INOX = N/A PPM						
		75 FTP	5.85	49.7	769.2	4.65	10.2
	OTHER TESTS:	LO/HI					
096	72 PONT LEMA 350	COLD TRANS	5.07	67.0	591.1	4.24	12.5
		COLD STAB	2.95	51.4	602.2	1.75	12.8
	IHC= 280 PPM HEXANE	HOT TRANS	3.00	33.5	514.2	4.18	15.4
	ICO[ACT] = 3.1 %CO						
	ICO[SPEC]= N/A %CO	72 FTP	3.96	58.8	596.9	2.94	12.6
	INOX = N/A PPM						
		75 FTP	3.40	49.7	575.9	2.92	13.4
	OTHER TESTS:	LO/HI					
097	72 DATS SEDA 97	COLD TRANS	3.06	21.9	320.7	3.71	24.3
		COLD STAB	2.62	20.9	305.9	2.55	25.6
	IHC= 411 PPM HEXANE	HOT TRANS	1.93	11.9	280.9	3.78	29.0
	ICO[ACT] = 3.8 %CO						
	ICO[SPEC]= 2.0 %CO	72 FTP	2.83	21.4	313.0	3.11	25.0
	INOX = N/A PPM						
		75 FTP	2.52	18.7	302.1	3.13	26.1
	OTHER TESTS:	LO/HI					
098	72 TOYO CORO 120	COLD TRANS	3.29	31.6	413.0	5.50	18.8
		COLD STAB	1.70	13.6	355.0	2.98	23.2
	IHC= 411 PPM HEXANE	HOT TRANS	1.62	11.0	343.3	4.93	24.3
	ICO[ACT] = 1.7 %CO						
	ICO[SPEC]= 2.0 %CO	72 FTP	2.46	22.2	382.8	4.19	20.9
	INOX = N/A PPM						
		75 FTP	2.01	16.6	363.7	4.03	22.4
	OTHER TESTS:	LO/HI					

LISTING OF FEDERAL TEST PROCEDURE RESULTS
ON INDIVIDUAL VEHICLES
CHICAGO

VEH NO.	YR MAKE MODL CID	TEST TYPE	HC	CO	CO2	NOXC	MPG FUEL ECON
			-----GRAMS PER MILE-----				
099	72 VOLK SEDA 97	COLD TRANS	5.04	56.0	330.5	4.16	20.4
		COLD STAB	3.54	55.9	343.3	1.81	20.1
IHC= 130 PPM HEXANE		HOT TRANS	3.47	39.6	307.9	3.45	23.3
ICO[ACT] = 5.4 %CO							
ICO[SPEC]= N/A %CO		72 FTP	4.26	55.9	337.2	2.93	20.2
INOX = N/A PPM							
		75 FTP	3.83	51.5	331.0	2.74	20.9
OTHER TESTS:		LO/HI					
100	72 VOLK SEDA 97	COLD TRANS	4.32	52.5	348.2	3.85	20.0
		COLD STAB	4.12	56.0	356.0	2.01	19.4
IHC= 345 PPM HEXANE		HOT TRANS	3.50	36.4	306.0	3.21	23.7
ICO[ACT] = 10.0 %CO							
ICO[SPEC]= N/A %CO		72 FTP	4.21	54.3	352.3	2.89	19.7
INOX = N/A PPM							
		75 FTP	3.99	49.9	340.8	2.72	20.5
OTHER TESTS:		LO/HI					
389	72 AMMO AMBA 304	COLD TRANS	7.19	63.4	579.1	10.70	12.7
		COLD STAB	6.18	103.0	491.9	3.43	13.2
IHC= 673 PPM HEXANE		HOT TRANS	4.92	46.2	497.4	9.54	15.2
ICO[ACT] = 7.1 %CO							
ICO[SPEC]= 1.0 %CO		72 FTP	6.66	84.1	533.7	6.91	12.9
INOX = N/A PPM							
		75 FTP	6.04	79.4	511.4	6.59	13.5
OTHER TESTS:		NONE					
390	72 BUIC SKYL 350	COLD TRANS	8.56	160.0	568.9	5.45	10.5
		COLD STAB	3.56	52.4	575.0	2.65	13.3
IHC= 205 PPM HEXANE		HOT TRANS	3.23	28.4	510.3	6.52	15.7
ICO[ACT] = 1.7 %CO							
ICO[SPEC]= N/A %CO		72 FTP	5.95	103.9	572.1	3.99	11.8
INOX = N/A PPM							
		75 FTP	4.50	68.0	556.1	4.28	13.1
OTHER TESTS:		NONE					
391	72 BUIC LESA 350	COLD TRANS	4.36	93.0	645.6	6.32	11.0
		COLD STAB	2.77	26.6	633.7	4.33	13.0
IHC= 186 PPM HEXANE		HOT TRANS	2.63	19.8	567.7	6.77	14.6
ICO[ACT] = 1.7 %CO							
ICO[SPEC]= N/A %CO		72 FTP	3.54	58.4	639.4	5.28	12.0
INOX = N/A PPM							
		75 FTP	3.06	38.4	618.2	5.41	12.9
OTHER TESTS:		NONE					

LISTING OF FEDERAL TEST PROCEDURE RESULTS
ON INDIVIDUAL VEHICLES
CHICAGO

VEH NO.	YR	MAKE	MODL	CID	TEST TYPE	GRAMS PER MILE HC	CO	CO2	NOXC	MPG FUEL ECON
392	72	BUIC	ELEC	455	COLD TRANS	4.43	40.8	889.8	7.47	9.2
					COLD STAB	2.66	43.9	797.8	4.35	10.1
IHC= 168 PPM HEXANE					HOT TRANS	2.44	27.3	717.8	6.82	11.5
ICO[ACT] = 3.2 %CO										
ICO[SPEC]= N/A %CO					72 FTP	3.51	42.4	841.8	5.84	9.7
INOX = N/A PPM										
					75 FTP	2.96	38.7	794.9	5.67	10.3
OTHER TESTS:					NONE					
393	72	CHEV	VEGA	140	COLD TRANS	3.46	55.0	407.4	4.55	17.6
					COLD STAB	1.72	16.0	354.1	3.85	23.1
IHC= 299 PPM HEXANE					HOT TRANS	1.49	14.2	333.8	5.09	24.6
ICO[ACT] = 2.5 %CO										
ICO[SPEC]= N/A %CO					72 FTP	2.55	34.7	379.6	4.18	20.1
INOX = N/A PPM										
					75 FTP	2.01	23.5	359.5	4.33	22.0
OTHER TESTS:					NONE					
394	72	CHEV	NOVA	250	COLD TRANS	2.77	28.2	567.6	4.74	14.3
					COLD STAB	1.72	14.1	516.4	3.24	16.3
IHC= 243 PPM HEXANE					HOT TRANS	2.52	14.0	478.2	5.01	17.5
ICO[ACT] = 2.4 %CO										
ICO[SPEC]= N/A %CO					72 FTP	2.23	20.8	540.9	3.96	15.3
INOX = N/A PPM										
					75 FTP	2.16	17.0	516.5	4.03	16.1
OTHER TESTS:					NONE					
395	72	CHEV	MONT	350	COLD TRANS	7.96	70.5	678.3	4.05	10.9
					COLD STAB	1.38	20.4	549.9	1.51	15.1
IHC= 115 PPM HEXANE					HOT TRANS	1.81	28.6	592.9	3.95	13.8
ICO[ACT] = 0.3 %CO										
ICO[SPEC]= N/A %CO					72 FTP	4.53	44.4	611.4	2.73	12.8
INOX = N/A PPM										
					75 FTP	2.85	33.0	588.1	2.70	13.7
OTHER TESTS:					NONE					
396	72	CHEV	IMPA	350	COLD TRANS	4.56	102.8	737.6	4.95	9.7
					COLD STAB	2.36	24.6	754.2	2.67	11.1
IHC= 243 PPM HEXANE					HOT TRANS	2.14	22.2	637.5	4.93	13.1
ICO[ACT] = 1.6 %CO										
ICO[SPEC]= N/A %CO					72 FTP	3.41	62.0	746.3	3.76	10.4
INOX = N/A PPM										
					75 FTP	2.75	40.0	719.0	3.76	11.2
OTHER TESTS:					NONE					

LISTING OF FEDERAL TEST PROCEDURE RESULTS
ON INDIVIDUAL VEHICLES
CHICAGO

VEH NO.	YR	MAKE	MODL	CID	TEST TYPE	HC	CO	CO2	NOXC	MPG FUEL ECON
						-----GRAMS PER MILE-----				
397	72	CHEV	STAW	400	COLD TRANS	6.54	110.0	846.0	7.35	8.5
					COLD STAB	3.46	75.2	804.7	3.42	9.5
IHC= 271 PPM HEXANE					HOT TRANS	3.46	58.6	708.8	6.89	10.9
ICO[ACT] = 4.9 %CO										
ICO[SPEC]= N/A %CO					72 FTP	4.93	91.9	824.5	5.31	9.0
INOX = N/A PPM										
					75 FTP	4.09	77.8	787.0	5.18	9.6
OTHER TESTS:					NONE					
398	72	CHRY	NEWP	400	COLD TRANS	5.62	76.4	739.7	5.11	10.1
					COLD STAB	3.12	37.5	706.9	2.79	11.4
IHC= 168 PPM HEXANE					HOT TRANS	3.28	30.1	613.3	5.51	13.2
ICO[ACT] = 2.8 %CO										
ICO[SPEC]= 0.5 %CO					72 FTP	4.32	56.1	722.6	3.90	10.8
INOX = N/A PPM										
					75 FTP	3.68	43.5	688.1	4.01	11.6
OTHER TESTS:					NONE					
399	72	DODG	DART	225	COLD TRANS	3.76	76.7	484.4	5.31	14.4
					COLD STAB	1.98	20.0	440.7	3.26	18.6
IHC= 190 PPM HEXANE					HOT TRANS	2.27	29.5	439.0	4.81	18.0
ICO[ACT] = 2.5 %CO										
ICO[SPEC]= 0.5 %CO					72 FTP	2.83	47.1	461.6	4.24	16.3
INOX = N/A PPM										
					75 FTP	2.42	34.3	449.2	4.10	17.4
OTHER TESTS:					NONE					
400	72	DODG	CHAR	318	COLD TRANS	3.58	20.9	610.9	6.03	13.5
					COLD STAB	2.76	4.3	572.4	4.18	15.1
IHC= 177 PPM HEXANE					HOT TRANS	2.72	7.4	525.3	6.37	16.3
ICO[ACT] = 0.2 %CO										
ICO[SPEC]= 0.5 %CO					72 FTP	3.15	12.2	590.8	5.06	14.3
INOX = N/A PPM										
					75 FTP	2.92	8.5	567.5	5.16	15.0
OTHER TESTS:					NONE					
401	72	FORD	PINT	122	COLD TRANS	3.59	34.3	397.0	5.06	19.2
					COLD STAB	4.74	8.8	366.5	4.70	22.4
IHC= 589 PPM HEXANE					HOT TRANS	2.82	7.3	328.9	5.44	25.4
ICO[ACT] = 1.1 %CO										
ICO[SPEC]= N/A %CO					72 FTP	4.19	21.0	381.1	4.87	20.8
INOX = N/A PPM										
					75 FTP	3.98	13.7	362.5	4.98	22.4
OTHER TESTS:					NONE					

LISTING OF FEDERAL TEST PROCEDURE RESULTS
ON INDIVIDUAL VEHICLES
CHICAGO

VEH NO.	YR	MAKE	MODL	CID	TEST TYPE	HC	CO	CO2	NOXC	MPG FUEL ECON
						-----GRAMS PER MILE-----				
402	72	FORD	TORI	302	COLD TRANS	4.70	83.2	638.9	4.40	11.3
					COLD STAB	1.87	31.2	684.2	2.42	12.0
IHC= 18 PPM HEXANE					HOT TRANS	2.91	23.5	596.4	3.82	13.8
ICO[ACT] = 0.0 %CO										
ICO[SPEC]= 0.5 %CO					72 FTP	3.22	56.1	662.5	3.37	11.7
INOX = N/A PPM										
					75 FTP	2.73	39.8	650.9	3.21	12.3
OTHER TESTS:					NONE					
403	72	FORD	LTD	351	COLD TRANS	7.39	202.3	611.4	4.71	9.3
					COLD STAB	3.84	35.6	659.8	5.84	12.2
IHC= 327 PPM HEXANE					HOT TRANS	3.40	31.5	586.5	9.20	13.7
ICO[ACT] = 1.9 %CO										
ICO[SPEC]= N/A %CO					72 FTP	5.54	115.4	636.6	5.30	10.6
INOX = N/A PPM										
					75 FTP	4.45	68.8	629.8	6.52	11.8
OTHER TESTS:					NONE					
404	72	FORD	TORI	351	COLD TRANS	8.04	148.9	651.1	7.07	9.7
					COLD STAB	4.57	96.7	627.5	3.88	11.2
IHC= 458 PPM HEXANE					HOT TRANS	5.22	57.8	564.6	9.06	13.2
ICO[ACT] = 10.0 %CO										
ICO[SPEC]= 0.5 %CO					72 FTP	6.23	121.7	638.8	5.41	10.4
INOX = N/A PPM										
					75 FTP	5.46	96.8	615.2	5.95	11.3
OTHER TESTS:					NONE					
405	72	LINC	CONT	460	COLD TRANS	5.17	115.4	758.9	5.52	9.3
					COLD STAB	2.47	25.8	796.4	4.50	10.5
IHC= 186 PPM HEXANE					HOT TRANS	2.71	31.4	685.1	7.33	11.9
ICO[ACT] = 0.6 %CO										
ICO[SPEC]= 0.5 %CO					72 FTP	3.76	68.6	778.5	4.99	9.9
INOX = N/A PPM										
					75 FTP	3.09	45.7	758.3	5.48	10.6
OTHER TESTS:					NONE					
406	72	MERC	MONT	302	COLD TRANS	8.88	162.0	578.7	4.49	10.3
					COLD STAB	3.53	16.5	590.0	2.59	14.2
IHC= 476 PPM HEXANE					HOT TRANS	3.95	16.9	530.1	6.80	15.6
ICO[ACT] = 1.1 %CO										
ICO[SPEC]= N/A %CO					72 FTP	6.09	86.1	584.6	3.50	12.0
INOX = N/A PPM										
					75 FTP	4.75	46.6	571.3	4.13	13.5
OTHER TESTS:					NONE					

APPENDIX C,CONT'D

LISTING OF FEDERAL TEST PROCEDURE RESULTS
ON INDIVIDUAL VEHICLES
CHICAGO

VEH NO.	YR	MAKE	MODL	CID	TEST TYPE	HC	CO	CO2	NOXC	MPG FUEL ECON
						-----GRAMS PER MILE-----				
407	72	OLDS	CUTL	350	COLD TRANS	3.62	22.8	607.5	6.72	13.6
					COLD STAB	1.90	8.7	646.1	2.81	13.3
IHC= 201 PPM HEXANE					HOT TRANS	2.05	9.1	541.8	5.73	15.8
ICO[ACT] = 0.9 %CO										
ICO[SPEC]= N/A %CO					72 FTP	2.73	15.4	627.6	4.68	13.4
INOX = N/A PPM										
					75 FTP	2.30	11.7	609.7	4.41	14.0
OTHER TESTS:					NONE					
408	72	OLDS	DELT	350	COLD TRANS	5.40	116.4	816.2	4.79	8.7
					COLD STAB	2.87	47.3	822.3	3.23	9.8
IHC= 65 PPM HEXANE					HOT TRANS	3.84	51.7	684.3	4.89	11.4
ICO[ACT] = 0.4 %CO										
ICO[SPEC]= N/A %CO					72 FTP	4.08	80.4	819.4	3.98	9.3
INOX = N/A PPM										
					75 FTP	3.65	62.7	783.4	4.00	9.9
OTHER TESTS:					NONE					
409	72	OLDS	98	455	COLD TRANS	2.92	48.2	825.4	9.89	9.7
					COLD STAB	1.80	39.7	859.4	3.62	9.6
IHC= 149 PPM HEXANE					HOT TRANS	2.77	26.8	689.8	8.65	12.0
ICO[ACT] = 2.9 %CO										
ICO[SPEC]= N/A %CO					72 FTP	2.34	43.8	843.2	6.62	9.7
INOX = N/A PPM										
					75 FTP	2.30	37.9	806.2	6.28	10.2
OTHER TESTS:					NONE					
410	72	PLYM	DUST	318	COLD TRANS	4.15	35.4	555.3	6.30	14.2
					COLD STAB	3.41	30.8	514.1	4.20	15.5
IHC= 168 PPM HEXANE					HOT TRANS	2.90	14.0	470.4	6.42	17.7
ICO[ACT] = 2.7 %CO										
ICO[SPEC]= N/A %CO					72 FTP	3.76	33.0	533.8	5.21	14.9
INOX = N/A PPM										
					75 FTP	3.42	27.2	510.6	5.24	15.7
OTHER TESTS:					NONE					
411	72	PONT	GRNV	455	COLD TRANS	3.13	26.7	869.3	5.34	9.6
					COLD STAB	1.78	13.0	943.9	2.79	9.2
IHC= 65 PPM HEXANE					HOT TRANS	2.06	13.4	745.7	6.08	11.5
ICO[ACT] = 0.2 %CO										
ICO[SPEC]= N/A %CO					72 FTP	2.43	19.6	908.2	4.01	9.4
INOX = N/A PPM										
					75 FTP	2.14	15.9	874.5	4.21	9.8
OTHER TESTS:					NONE					

LISTING OF FEDERAL TEST PROCEDURE RESULTS
ON INDIVIDUAL VEHICLES
CHICAGO

VEH NO.	YR MAKE MODL CID	TEST TYPE	HC	CO	CO2	NOXC	MPG FUEL ECON
			-----GRAMS PER MILE-----				
412	72 CAPR COUP 122	COLD TRANS	4.51	48.0	378.1	3.26	19.0
		COLD STAB	1.73	16.0	400.1	1.98	20.6
	IHC= 115 PPM HEXANE	HOT TRANS	1.74	14.0	333.6	2.71	24.6
	ICO[ACT] = 2.2 %CO						
	ICO[SPEC]= 2.2 %CO	72 FTP	3.06	31.3	389.5	2.59	19.8
	INOX = N/A PPM						
		75 FTP	2.31	22.0	377.4	2.44	21.2
	OTHER TESTS:	NONE					
413	72 OPEL SEDA 116	COLD TRANS	10.05	253.9	272.5	0.61	12.6
		COLD STAB	9.42	246.9	224.4	0.11	13.8
	IHC= 504 PPM HEXANE	HOT TRANS	7.52	205.1	224.7	0.33	15.5
	ICO[ACT] = 10.0 %CO						
	ICO[SPEC]= N/A %CO	72 FTP	9.72	250.3	247.5	0.35	13.2
	INOX = N/A PPM						
		75 FTP	9.03	237.0	234.4	0.27	14.0
	OTHER TESTS:	NONE					
533	72 CHEV STAW 400	COLD TRANS	8.00	167.9	697.2	6.21	9.0
		COLD STAB	2.91	40.1	759.4	3.93	10.7
	IHC= 252 PPM HEXANE	HOT TRANS	2.95	27.6	651.8	8.06	12.6
	ICO[ACT] = 3.7 %CO						
	ICO[SPEC]= N/A %CO	72 FTP	5.35	101.3	729.6	5.02	9.8
	INOX = N/A PPM						
		75 FTP	3.97	63.0	717.2	5.53	10.7
	OTHER TESTS:	NONE					
128	71 BUIC CNTR 455	COLD TRANS	31.99	121.1	748.1	6.85	8.5
		COLD STAB	5.22	86.2	891.1	3.46	8.5
	IHC= 271 PPM HEXANE	HOT TRANS	18.45	49.2	633.9	6.50	11.5
	ICO[ACT] = 7.0 %CO						
	ICO[SPEC]= N/A %CO	72 FTP	18.03	102.9	822.6	5.08	8.5
	INOX = N/A PPM						
		75 FTP	14.34	83.3	791.5	4.99	9.2
	OTHER TESTS:	NONE					
129	71 BUIC SKYL 350	COLD TRANS	5.78	91.0	564.8	3.88	12.2
		COLD STAB	4.45	70.5	533.3	1.80	13.5
	IHC= 794 PPM HEXANE	HOT TRANS	3.54	36.2	500.6	3.85	15.6
	ICO[ACT] = 3.2 %CO						
	ICO[SPEC]= N/A %CO	72 FTP	5.09	80.3	548.4	2.79	12.8
	INOX = N/A PPM						
		75 FTP	4.48	65.4	530.9	2.79	13.7
	OTHER TESTS:	NONE					

LISTING OF FEDERAL TEST PROCEDURE RESULTS
ON INDIVIDUAL VEHICLES
CHICAGO

VEH NO.	YR	MAKE	MODL	CID	TEST TYPE	HC	CO	CO2	NOXC	MPG FUEL ECON
						-----GRAMS PER MILE-----				
130	71	CHEV	VEGA	140	COLD TRANS	4.91	84.7	384.6	4.24	16.6
					COLD STAB	3.28	24.2	366.9	3.73	21.4
IHC= 407 PPM HEXANE					HOT TRANS	3.20	29.5	338.0	4.46	22.5
ICO[ACT] = 2.6 %CO										
ICO[SPEC]= N/A %CO					72 FTP	4.06	53.2	375.4	3.97	18.8
INOX = N/A PPM										
					75 FTP	3.60	38.1	362.7	4.03	20.5
OTHER TESTS:					NONE					
131	71	CHEV	MALI	350	COLD TRANS	3.46	65.0	649.9	3.32	11.6
					COLD STAB	1.63	26.9	692.8	2.02	12.0
IHC= 196 PPM HEXANE					HOT TRANS	1.95	25.3	560.1	3.34	14.6
ICO[ACT] = 0.3 %CO										
ICO[SPEC]= N/A %CO					72 FTP	2.50	45.1	672.3	2.64	11.8
INOX = N/A PPM										
					75 FTP	2.09	34.3	647.8	2.65	12.5
OTHER TESTS:					NONE					
132	71	CHEV	NOVA	250	COLD TRANS	4.06	69.9	527.9	5.70	13.6
					COLD STAB	2.25	17.8	528.4	3.67	15.8
IHC= 345 PPM HEXANE					HOT TRANS	3.04	19.2	464.9	6.50	17.6
ICO[ACT] = 5.9 %CO										
ICO[SPEC]= N/A %CO					72 FTP	3.12	42.7	528.2	4.64	14.7
INOX = N/A PPM										
					75 FTP	2.84	28.9	511.0	4.86	15.7
OTHER TESTS:					NONE					
133	71	CHEV	IMPA	350	COLD TRANS	4.86	56.1	629.1	5.61	12.1
					COLD STAB	3.96	57.9	603.8	3.13	12.5
IHC= 523 PPM HEXANE					HOT TRANS	3.50	34.4	536.5	5.77	14.7
ICO[ACT] = 6.2 %CO										
ICO[SPEC]= N/A %CO					72 FTP	4.39	57.0	615.9	4.32	12.3
INOX = N/A PPM										
					75 FTP	4.02	51.1	590.6	4.36	13.0
OTHER TESTS:					NONE					
134	71	CHEV	IMPA	350	COLD TRANS	4.11	78.7	652.4	5.48	11.2
					COLD STAB	2.81	38.8	634.2	3.98	12.6
IHC= 261 PPM HEXANE					HOT TRANS	2.58	37.7	580.4	6.08	13.7
ICO[ACT] = 0.8 %CO										
ICO[SPEC]= N/A %CO					72 FTP	3.43	57.9	642.9	4.70	11.9
INOX = N/A PPM										
					75 FTP	3.02	46.7	623.3	4.86	12.6
OTHER TESTS:					NONE					

LISTING OF FEDERAL TEST PROCEDURE RESULTS
ON INDIVIDUAL VEHICLES
CHICAGO

VEH NO.	YR MAKE MODL CID	TEST TYPE	HC	CO	CO2	NOXC	MPG FUEL ECON
			-----GRAMS PER MILE-----				
135	71 CHRY NEWY 440	COLD TRANS	5.31	140.0	604.8	3.67	10.5
		COLD STAB	3.21	61.0	650.0	3.49	11.7
	IHC= 261 PPM HEXANE	HOT TRANS	3.18	53.6	576.2	5.62	13.2
	ICO[ACT] = 3.4 %CO						
	ICO[SPEC]= N/A %CO	72 FTP	4.22	98.8	628.4	3.57	11.1
	INOX = N/A PPM						
		75 FTP	3.63	75.2	620.6	4.11	11.8
	OTHER TESTS:	NONE					
136	71 DODG CORO 318	COLD TRANS	4.27	45.0	520.5	5.77	14.7
		COLD STAB	2.81	24.6	514.8	3.91	15.8
	IHC= 149 PPM HEXANE	HOT TRANS	2.39	13.8	478.0	6.05	17.5
	ICO[ACT] = 2.2 %CO						
	ICO[SPEC]= N/A %CO	72 FTP	3.51	34.4	517.5	4.80	15.2
	INOX = N/A PPM						
		75 FTP	2.99	25.9	505.9	4.88	16.0
	OTHER TESTS:	NONE					
137	71 DODG DART 225	COLD TRANS	8.24	143.5	384.3	4.13	14.0
		COLD STAB	3.59	72.6	383.7	2.98	17.4
	IHC= 302 PPM HEXANE	HOT TRANS	2.96	49.3	374.0	5.14	19.3
	ICO[ACT] = 5.4 %CO						
	ICO[SPEC]= N/A %CO	72 FTP	5.82	106.5	384.0	3.53	15.6
	INOX = N/A PPM						
		75 FTP	4.38	80.8	381.2	3.81	17.0
	OTHER TESTS:	NONE					
138	71 FORD PINT 122	COLD TRANS	2.55	27.8	382.7	2.75	20.4
		COLD STAB	2.29	15.9	404.9	1.58	20.3
	IHC= 280 PPM HEXANE	HOT TRANS	2.12	12.9	340.9	2.64	24.1
	ICO[ACT] = 2.6 %CO						
	ICO[SPEC]= N/A %CO	72 FTP	2.41	21.6	394.3	2.14	20.4
	INOX = N/A PPM						
		75 FTP	2.30	17.6	382.9	2.11	21.2
	OTHER TESTS:	NONE					
139	71 FORD TORI 302	COLD TRANS	4.39	63.4	585.4	4.80	12.7
		COLD STAB	3.00	42.2	553.4	2.20	14.1
	IHC= 243 PPM HEXANE	HOT TRANS	3.32	24.7	490.6	4.52	16.4
	ICO[ACT] = 4.1 %CO						
	ICO[SPEC]= 0.3 %CO	72 FTP	3.67	52.3	568.7	3.45	13.4
	INOX = N/A PPM						
		75 FTP	3.37	41.8	542.9	3.37	14.3
	OTHER TESTS:	NONE					

LISTING OF FEDERAL TEST PROCEDURE RESULTS
ON INDIVIDUAL VEHICLES
CHICAGO

VEH NO.	YR MAKE MODL CID	TEST TYPE	HC	CO	CO2	NOXC	MPG FUEL ECON
			-----GRAMS PER MILE-----				
140	71 FORD MAVE 200	COLD TRANS	5.28	47.2	498.2	4.65	15.1
		COLD STAB	2.52	30.3	440.3	3.10	17.9
IHC= 205 PPM HEXANE		HOT TRANS	2.92	25.2	420.2	3.95	18.9
ICO[ACT] = 4.0 %CO							
ICO[SPEC]= 1.5 %CO		72 FTP	3.84	38.4	468.0	3.84	16.4
INOX = N/A PPM							
		75 FTP	3.19	32.4	446.7	3.65	17.5
OTHER TESTS:		NONE					
141	71 FORD GALA 351	COLD TRANS	6.25	116.3	581.0	4.37	11.3
		COLD STAB	3.58	57.5	592.6	2.52	12.8
IHC= 93 PPM HEXANE		HOT TRANS	3.79	55.5	537.3	5.09	13.9
ICO[ACT] = 0.1 %CO							
ICO[SPEC]= 0.2 %CO		72 FTP	4.86	85.6	587.0	3.40	12.0
INOX = N/A PPM							
		75 FTP	4.19	69.0	575.1	3.60	12.7
OTHER TESTS:		NONE					
142	71 FORD STAW 400	COLD TRANS	4.71	113.5	674.5	4.89	10.2
		COLD STAB	2.54	55.8	672.7	3.59	11.5
IHC= 336 PPM HEXANE		HOT TRANS	2.65	37.2	594.2	5.71	13.4
ICO[ACT] = 3.5 %CO							
ICO[SPEC]= 0.7 %CO		72 FTP	3.58	83.4	673.6	4.21	10.9
INOX = N/A PPM							
		75 FTP	3.02	62.6	651.7	4.44	11.7
OTHER TESTS:		NONE					
143	71 MERC MARQ 429	COLD TRANS	5.67	73.8	652.4	9.09	11.3
		COLD STAB	4.34	57.5	612.7	5.53	12.4
IHC= 617 PPM HEXANE		HOT TRANS	3.38	28.7	588.8	9.38	13.8
ICO[ACT] = 8.1 %CO							
ICO[SPEC]= 0.2 %CO		72 FTP	4.98	65.3	631.7	7.24	11.8
INOX = N/A PPM							
		75 FTP	4.35	53.0	614.4	7.32	12.5
OTHER TESTS:		NONE					
144	71 OLDS TORO 455	COLD TRANS	13.08	458.3	717.3	0.89	6.0
		COLD STAB	6.13	319.6	737.1	0.71	7.1
IHC= 108 PPM HEXANE		HOT TRANS	6.60	321.7	613.6	0.94	7.8
ICO[ACT] = 0.6 %CO							
ICO[SPEC]= N/A %CO		72 FTP	9.46	386.0	727.6	0.80	6.5
INOX = N/A PPM							
		75 FTP	7.69	348.7	699.4	0.81	7.0
OTHER TESTS:		NONE					

LISTING OF FEDERAL TEST PROCEDURE RESULTS
ON INDIVIDUAL VEHICLES
CHICAGO

VEH NO.	YR MAKE MODL CID	TEST TYPE	HC	CO	CO2	NOXC	MPG FUEL ECON
			-----GRAMS PER MILE-----				
145	71 PLYM DUST 318	COLD TRANS	6.81	77.7	554.5	5.03	12.7
		COLD STAB	5.93	111.3	454.3	2.75	13.7
	IHC= 448 PPM HEXANE	HOT TRANS	4.34	54.2	444.7	4.99	16.3
	ICO[ACT] = 8.8 %CO						
	ICO[SPEC]= N/A %CO	72 FTP	6.35	95.3	502.3	3.84	13.2
	INOX = N/A PPM						
		75 FTP	5.68	88.8	472.3	3.83	14.1
	OTHER TESTS:	NONE					
146	71 PONT GRNV 455	COLD TRANS	3.75	48.6	633.6	2.90	12.3
		COLD STAB	5.54	96.0	630.6	1.76	11.1
	IHC= 373 PPM HEXANE	HOT TRANS	3.14	44.3	540.5	2.75	14.3
	ICO[ACT] = 8.0 %CO						
	ICO[SPEC]= N/A %CO	72 FTP	4.68	73.3	632.0	2.31	11.6
	INOX = N/A PPM						
		75 FTP	4.52	72.2	606.6	2.26	12.1
	OTHER TESTS:	NONE					
147	71 PONT LEMA 350	COLD TRANS	4.99	53.2	640.7	5.56	12.0
		COLD STAB	4.40	29.3	573.9	3.38	14.0
	IHC= 486 PPM HEXANE	HOT TRANS	3.21	18.6	533.2	5.03	15.5
	ICO[ACT] = 2.2 %CO						
	ICO[SPEC]= N/A %CO	72 FTP	4.68	40.7	605.9	4.42	13.0
	INOX = N/A PPM						
		75 FTP	4.20	31.3	576.6	4.28	13.9
	OTHER TESTS:	NONE					
148	71 DATS SEDA 97	COLD TRANS	4.27	16.5	309.4	8.17	25.4
		COLD STAB	4.09	22.9	291.5	4.87	26.1
	IHC= 673 PPM HEXANE	HOT TRANS	2.93	15.3	265.2	7.28	29.7
	ICO[ACT] = 3.6 %CO						
	ICO[SPEC]= 3.5 %CO	72 FTP	4.18	19.9	300.1	6.45	25.8
	INOX = N/A PPM						
		75 FTP	3.81	19.5	288.0	6.21	26.8
	OTHER TESTS:	NONE					
149	71 TOYO CORO 113	COLD TRANS	3.23	54.1	324.0	3.48	21.2
		COLD STAB	2.26	44.4	296.1	1.80	23.8
	IHC= 345 PPM HEXANE	HOT TRANS	1.98	21.1	290.1	3.64	26.9
	ICO[ACT] = 5.7 %CO						
	ICO[SPEC]= N/A %CO	72 FTP	2.73	49.1	309.4	2.60	22.5
	INOX = N/A PPM						
		75 FTP	2.39	40.0	300.2	2.65	23.9
	OTHER TESTS:	NONE					

LISTING OF FEDERAL TEST PROCEDURE RESULTS
ON INDIVIDUAL VEHICLES
CHICAGO

VEH NO.	YR	MAKE	MODL	CID	TEST TYPE	HC	CO	CO2	NOXC	MPG FUEL ECON
						-----GRAMS PER MILE-----				
150	71	VOLK	SEDA	97	COLD TRANS	7.19	23.7	275.1	2.45	26.5
					COLD STAB	4.70	16.5	315.4	1.62	24.9
IHC= 560 PPM HEXANE					HOT TRANS	3.79	16.0	261.6	2.22	29.7
ICO[ACT] = 2.6 %CO										
ICO[SPEC]= N/A %CO					72 FTP	5.89	20.0	296.1	2.02	25.6
INOX = N/A PPM										
					75 FTP	4.97	17.9	292.4	1.96	26.4
OTHER TESTS:					NONE					
414	71	AMMO	MATA	340	COLD TRANS	3.19	35.9	622.4	3.79	12.9
					COLD STAB	2.81	38.2	590.0	2.07	13.5
IHC= 355 PPM HEXANE					HOT TRANS	2.85	27.1	528.9	4.08	15.3
ICO[ACT] = 6.0 %CO										
ICO[SPEC]= N/A %CO					72 FTP	3.00	37.1	605.5	2.89	13.2
INOX = N/A PPM										
					75 FTP	2.90	34.7	580.0	2.97	13.8
OTHER TESTS:					NONE					
415	71	BUIC	ELEC	455	COLD TRANS	55.45	138.2	983.7	4.27	6.4
					COLD STAB	42.52	46.1	1011.3	3.36	7.3
IHC=2000 PPM HEXANE					HOT TRANS	33.61	32.7	834.1	4.35	8.9
ICO[ACT] = 2.8 %CO										
ICO[SPEC]= N/A %CO					72 FTP	48.71	90.2	998.1	3.79	6.9
INOX = N/A PPM										
					75 FTP	42.75	61.4	957.3	3.82	7.5
OTHER TESTS:					NONE					
416	71	CADI	DEVI	472	COLD TRANS	3.89	112.5	980.2	5.61	7.6
					COLD STAB	2.10	76.4	961.4	3.02	8.2
IHC= 56 PPM HEXANE					HOT TRANS	1.24	32.5	792.4	4.20	10.5
ICO[ACT] = 1.4 %CO										
ICO[SPEC]= N/A %CO					72 FTP	2.96	93.7	970.4	4.26	7.9
INOX = N/A PPM										
					75 FTP	2.24	71.8	919.2	3.87	8.5
OTHER TESTS:					NONE					
417	71	CHEV	CAMA	307	COLD TRANS	4.57	45.8	564.4	8.24	13.6
					COLD STAB	4.27	48.1	571.0	5.14	13.4
IHC= 430 PPM HEXANE					HOT TRANS	3.52	30.3	501.4	7.67	15.8
ICO[ACT] = 6.0 %CO										
ICO[SPEC]= 0.5 %CO					72 FTP	4.41	47.0	567.8	6.62	13.5
INOX = N/A PPM										
					75 FTP	4.12	42.8	550.6	6.47	14.1
OTHER TESTS:					NONE					

LISTING OF FEDERAL TEST PROCEDURE RESULTS
ON INDIVIDUAL VEHICLES
CHICAGO

VEH NO.	YR MAKE MODL CID	TEST TYPE	HC	CO	CO2	NOXC	MPG FUEL ECON
			-----GRAMS PER MILE-----				
418	71 CHEV MALI 350	COLD TRANS	6.38	93.9	570.5	5.01	12.0
		COLD STAB	6.35	141.9	519.3	1.36	11.6
	IHC= 514 PPM HEXANE	HOT TRANS	5.10	77.9	554.8	6.22	12.8
	ICO[ACT] = 9.5 %CO						
	ICO[SPEC]= 0.5 %CO	72 FTP	6.36	118.9	543.8	3.11	11.8
	INOX = N/A PPM						
		75 FTP	6.01	114.5	539.5	3.44	12.0
	OTHER TESTS:	NONE					
419	71 CHEV MALI 307	COLD TRANS	6.81	135.1	574.0	2.66	11.0
		COLD STAB	2.78	32.4	592.0	1.91	13.6
	IHC= 373 PPM HEXANE	HOT TRANS	2.44	25.3	535.6	3.07	15.2
	ICO[ACT] = 4.5 %CO						
	ICO[SPEC]= N/A %CO	72 FTP	4.71	81.6	583.4	2.27	12.2
	INOX = N/A PPM						
		75 FTP	3.52	51.6	572.9	2.38	13.3
	OTHER TESTS:	NONE					
420	71 CHEV MONT 350	COLD TRANS	9.73	100.0	658.7	3.66	10.5
		COLD STAB	3.68	30.3	638.7	2.51	12.7
	IHC= 467 PPM HEXANE	HOT TRANS	4.81	58.3	535.9	3.11	13.8
	ICO[ACT] = 2.6 %CO						
	ICO[SPEC]= 0.5 %CO	72 FTP	6.58	63.7	648.3	3.06	11.5
	INOX = N/A PPM						
		75 FTP	5.24	52.3	614.8	2.91	12.4
	OTHER TESTS:	NONE					
421	71 CHEV CHEV 400	COLD TRANS	16.57	238.4	615.4	4.74	8.5
		COLD STAB	2.40	24.2	672.5	3.90	12.4
	IHC= 215 PPM HEXANE	HOT TRANS	2.91	31.8	587.5	6.54	13.7
	ICO[ACT] = 0.9 %CO						
	ICO[SPEC]= 0.5 %CO	72 FTP	9.18	126.7	645.2	4.30	10.2
	INOX = N/A PPM						
		75 FTP	5.46	70.3	637.6	4.79	11.6
	OTHER TESTS:	NONE					
422	71 CHEV IMPA 400	COLD TRANS	6.97	101.1	692.7	6.19	10.2
		COLD STAB	2.98	22.8	678.6	3.16	12.3
	IHC= 233 PPM HEXANE	HOT TRANS	3.24	26.3	589.5	5.91	13.8
	ICO[ACT] = 0.2 %CO						
	ICO[SPEC]= 1.0 %CO	72 FTP	4.89	60.3	685.3	4.61	11.2
	INOX = N/A PPM						
		75 FTP	3.87	39.9	657.2	4.54	12.1
	OTHER TESTS:	NONE					

LISTING OF FEDERAL TEST PROCEDURE RESULTS
ON INDIVIDUAL VEHICLES
CHICAGO

VEH NO.	YR MAKE MODL CID	TEST TYPE	HC	CO	CO2	NOXC	MPG FUEL ECON
			-----GRAMS PER MILE-----				
423	71 DODG POLA 383	COLD TRANS	3.70	43.5	627.1	5.88	12.6
		COLD STAB	3.97	66.9	594.6	3.60	12.5
	IHC= 841 PPM HEXANE	HOT TRANS	2.93	31.1	545.5	5.97	14.7
	ICO[ACT] = 9.8 %CO						
	ICO[SPEC]= N/A %CO	72 FTP	3.84	55.7	610.2	4.69	12.5
	INOX = N/A PPM						
		75 FTP	3.63	52.3	587.9	4.72	13.0
	OTHER TESTS:	NONE					
424	71 FORD MAVE 302	COLD TRANS	5.16	68.1	524.3	5.46	13.7
		COLD STAB	3.25	47.0	520.6	2.46	14.7
	IHC= 233 PPM HEXANE	HOT TRANS	4.55	29.9	461.8	5.87	17.0
	ICO[ACT] = 4.2 %CO						
	ICO[SPEC]= 0.4 %CO	72 FTP	4.17	57.1	522.4	3.90	14.2
	INOX = N/A PPM						
		75 FTP	4.00	46.7	505.3	4.01	15.0
	OTHER TESTS:	NONE					
425	71 FORD STAW 351	COLD TRANS	6.25	54.0	611.1	9.99	12.4
		COLD STAB	4.58	78.1	534.4	5.21	13.2
	IHC= 420 PPM HEXANE	HOT TRANS	3.68	38.7	520.4	9.55	15.0
	ICO[ACT] = 8.0 %CO						
	ICO[SPEC]= 0.2 %CO	72 FTP	5.38	66.6	571.1	7.50	12.8
	INOX = N/A PPM						
		75 FTP	4.68	62.4	546.4	7.38	13.5
	OTHER TESTS:	NONE					
426	71 FORD LTD 351	COLD TRANS	4.49	84.0	630.5	4.58	11.4
		COLD STAB	2.42	39.2	630.6	2.94	12.7
	IHC= 112 PPM HEXANE	HOT TRANS	3.76	35.3	540.7	5.02	14.6
	ICO[ACT] = 1.2 %CO						
	ICO[SPEC]= N/A %CO	72 FTP	3.41	60.6	630.5	3.73	12.0
	INOX = N/A PPM						
		75 FTP	3.21	47.4	606.0	3.85	12.9
	OTHER TESTS:	NONE					
427	71 FORD THUN 429	COLD TRANS	4.67	98.5	853.5	4.17	8.7
		COLD STAB	2.81	43.8	829.6	2.83	9.8
	IHC= 373 PPM HEXANE	HOT TRANS	2.91	44.5	748.0	3.92	10.7
	ICO[ACT] = 4.6 %CO						
	ICO[SPEC]= 0.3 %CO	72 FTP	3.70	70.0	841.0	3.47	9.2
	INOX = N/A PPM						
		75 FTP	3.22	55.3	812.3	3.40	9.8
	OTHER TESTS:	NONE					

LISTING OF FEDERAL TEST PROCEDURE RESULTS
ON INDIVIDUAL VEHICLES
CHICAGO

VEH NO.	YR MAKE MODL CID	TEST TYPE	HC	CO	CO2	NOXC	MPG FUEL ECON
			-----GRAMS PER MILE-----				
428	71 MERC MONR 400	COLD TRANS	41.55	108.8	854.9	4.77	7.7
		COLD STAB	33.14	54.8	718.2	4.25	9.8
	IHC=2000 PPM HEXANE	HOT TRANS	33.24	45.7	706.2	5.44	10.0
	ICO[ACT] = 3.2 %CO						
	ICO[SPEC]= 0.7 %CO	72 FTP	37.17	80.6	783.6	4.50	8.6
	INOX = N/A PPM						
		75 FTP	34.90	63.4	743.0	4.68	9.3
	OTHER TESTS:	NONE					
429	71 OLDS CUTL 350	COLD TRANS	5.86	93.6	592.3	3.74	11.7
		COLD STAB	3.31	67.0	593.2	1.99	12.5
	IHC= 364 PPM HEXANE	HOT TRANS	3.16	41.0	551.4	3.73	14.2
	ICO[ACT] = 8.1 %CO						
	ICO[SPEC]= N/A %CO	72 FTP	4.53	79.7	592.7	2.83	12.1
	INOX = N/A PPM						
		75 FTP	3.79	65.4	581.6	2.82	12.7
	OTHER TESTS:	NONE					
430	71 OLDS CUTL 350	COLD TRANS	6.20	59.9	607.4	7.70	12.3
		COLD STAB	3.95	34.0	572.3	3.58	13.9
	IHC= 364 PPM HEXANE	HOT TRANS	3.65	21.9	513.7	6.89	15.9
	ICO[ACT] = 3.1 %CO						
	ICO[SPEC]= 1.0 %CO	72 FTP	5.03	46.4	589.1	5.55	13.1
	INOX = N/A PPM						
		75 FTP	4.33	36.0	563.5	5.33	14.0
	OTHER TESTS:	NONE					
431	71 PLYM DUST 225	COLD TRANS	5.09	107.2	425.5	5.83	14.5
		COLD STAB	3.13	52.3	401.0	4.41	18.0
	IHC= 383 PPM HEXANE	HOT TRANS	2.51	35.2	393.8	6.65	19.4
	ICO[ACT] = 5.9 %CO						
	ICO[SPEC]= N/A %CO	72 FTP	4.07	78.6	412.7	5.09	16.2
	INOX = N/A PPM						
		75 FTP	3.36	59.0	404.1	5.31	17.5
	OTHER TESTS:	NONE					
432	71 PLYM SPOR 360	COLD TRANS	4.31	82.7	644.9	8.65	11.3
		COLD STAB	3.71	75.6	623.2	4.89	11.8
	IHC= 186 PPM HEXANE	HOT TRANS	2.85	42.7	559.9	7.83	14.0
	ICO[ACT] = 6.4 %CO						
	ICO[SPEC]= N/A %CO	72 FTP	4.00	79.0	633.6	6.69	11.5
	INOX = N/A PPM						
		75 FTP	3.60	68.1	610.4	6.47	12.2
	OTHER TESTS:	NONE					

LISTING OF FEDERAL TEST PROCEDURE RESULTS
ON INDIVIDUAL VEHICLES
CHICAGO

VEH NO.	YR	MAKE	MODL	CID	TEST TYPE	HC	CO	CO2	NOXC	MPG FUEL ECON
						-----GRAMS PER MILE-----				
433	71	PONT	CATA	350	COLD TRANS	7.15	77.8	696.0	7.78	10.6
					COLD STAB	5.54	75.3	610.0	4.00	11.9
IHC= 785 PPM HEXANE					HOT TRANS	4.72	42.0	573.2	7.66	13.6
ICO[ACT] = 8.0 %CO										
ICO[SPEC]= N/A %CO					72 FTP	6.31	76.5	651.2	5.81	11.2
INOX = N/A PPM										
					75 FTP	5.65	66.7	617.7	5.78	12.0
OTHER TESTS:					NONE					
434	71	OPEL	SEDA	116	COLD TRANS	3.39	29.4	373.7	3.33	20.6
					COLD STAB	2.70	24.4	403.0	2.25	19.7
IHC= 168 PPM HEXANE					HOT TRANS	2.08	9.6	319.7	2.98	26.0
ICO[ACT] = 3.3 %CO										
ICO[SPEC]= N/A %CO					72 FTP	3.03	26.8	389.0	2.77	20.1
INOX = N/A PPM										
					75 FTP	2.67	21.4	374.2	2.67	21.3
OTHER TESTS:					NONE					
435	71	VOLK	STAW	97	COLD TRANS	10.05	61.2	464.2	4.78	15.0
					COLD STAB	2.07	23.2	520.1	3.19	15.8
IHC= 93 PPM HEXANE					HOT TRANS	3.27	35.6	433.7	4.02	17.7
ICO[ACT] = 1.6 %CO										
ICO[SPEC]= N/A %CO					72 FTP	5.89	41.4	493.3	3.95	15.4
INOX = N/A PPM										
					75 FTP	4.04	34.4	485.0	3.74	16.1
OTHER TESTS:					NONE					
151	70	AMMO	HORN	199	COLD TRANS	3.66	47.7	581.2	3.26	13.3
					COLD STAB	2.00	28.3	493.8	2.38	16.3
IHC= 345 PPM HEXANE					HOT TRANS	1.75	22.1	502.8	3.01	16.3
ICO[ACT] = 4.6 %CO										
ICO[SPEC]= N/A %CO					72 FTP	2.79	37.5	535.6	2.80	14.7
INOX = N/A PPM										
					75 FTP	2.27	30.6	514.2	2.73	15.6
OTHER TESTS:					NONE					
152	70	BUIC	ELEC	455	COLD TRANS	7.17	133.6	654.0	6.25	10.0
					COLD STAB	5.56	88.0	667.6	3.75	10.8
IHC= 261 PPM HEXANE					HOT TRANS	5.17	52.4	586.1	8.96	13.0
ICO[ACT] = 1.4 %CO										
ICO[SPEC]= N/A %CO					72 FTP	6.33	109.8	661.1	4.95	10.4
INOX = N/A PPM										
					75 FTP	5.78	87.7	642.5	5.69	11.1
OTHER TESTS:					NONE					

LISTING OF FEDERAL TEST PROCEDURE RESULTS
ON INDIVIDUAL VEHICLES
CHICAGO

VEH NO.	YR MAKE MODL CID	TEST TYPE	HC	CO	CO2	NOXC	MPG FUEL ECON
			-----GRAMS PER MILE-----				
153	70 CHEV NOVA 250	COLD TRANS	5.66	92.3	543.0	2.93	12.6
		COLD STAB	1.68	25.1	514.3	2.03	15.9
	IHC= 355 PPM HEXANE	HOT TRANS	2.11	23.0	461.1	2.59	17.6
	ICO[ACT] = 3.3 %CO						
	ICO[SPEC]= N/A %CO	72 FTP	3.58	57.2	528.0	2.46	14.1
	INOX = N/A PPM						
		75 FTP	2.61	38.3	505.7	2.37	15.5
	OTHER TESTS:	NONE					
154	70 CHEV MALI 307	COLD TRANS	8.44	94.7	487.4	4.73	13.4
		COLD STAB	4.93	52.0	477.1	2.64	15.5
	IHC= 504 PPM HEXANE	HOT TRANS	4.16	31.6	447.6	5.41	17.4
	ICO[ACT] = 7.1 %CO						
	ICO[SPEC]= N/A %CO	72 FTP	6.61	72.4	482.0	3.64	14.4
	INOX = N/A PPM						
		75 FTP	5.44	55.2	471.2	3.83	15.4
	OTHER TESTS:	NONE					
155	70 CHEV MALI 350	COLD TRANS	7.60	196.1	518.2	1.25	10.4
		COLD STAB	3.81	53.5	581.9	1.48	13.1
	IHC= 205 PPM HEXANE	HOT TRANS	4.46	102.0	478.4	1.45	13.6
	ICO[ACT] = 0.2 %CO						
	ICO[SPEC]= N/A %CO	72 FTP	5.63	121.8	551.4	1.37	11.7
	INOX = N/A PPM						
		75 FTP	4.77	96.1	540.6	1.43	12.6
	OTHER TESTS:	NONE					
156	70 CHEV BELA 350	COLD TRANS	9.03	86.2	569.8	7.32	12.1
		COLD STAB	4.40	38.9	569.8	4.38	13.8
	IHC= 355 PPM HEXANE	HOT TRANS	4.20	25.9	514.2	8.31	15.6
	ICO[ACT] = 2.3 %CO						
	ICO[SPEC]= N/A %CO	72 FTP	6.62	61.5	569.8	5.79	12.9
	INOX = N/A PPM						
		75 FTP	5.30	45.1	554.6	6.06	13.8
	OTHER TESTS:	NONE					
157	70 CHEV CAPR 400	COLD TRANS	7.20	129.0	598.4	2.43	10.8
		COLD STAB	5.00	94.1	573.3	1.66	12.0
	IHC= 467 PPM HEXANE	HOT TRANS	3.86	61.8	533.9	2.66	13.8
	ICO[ACT] = 8.4 %CO						
	ICO[SPEC]= N/A %CO	72 FTP	6.05	110.8	585.3	2.03	11.4
	INOX = N/A PPM						
		75 FTP	5.14	92.5	567.7	2.09	12.2
	OTHER TESTS:	NONE					

LISTING OF FEDERAL TEST PROCEDURE RESULTS
ON INDIVIDUAL VEHICLES
CHICAGO

VEH NO.	YR	MAKE	MODL	CID	TEST TYPE	HC	CO	CO2	NOXC	MPG FUEL ECON
						-----GRAMS PER MILE-----				
158	70	DODG	CHAR	318	COLD TRANS	9.24	157.6	514.8	2.38	11.2
					COLD STAB	4.83	110.0	533.7	1.38	12.3
IHC= 252 PPM HEXANE					HOT TRANS	4.87	109.3	442.1	1.86	14.1
ICO[ACT] = 4.5 %CO										
ICO[SPEC]= N/A %CO					72 FTP	6.94	132.8	524.6	1.86	11.8
INOX = N/A PPM										
					75 FTP	5.75	119.6	504.8	1.72	12.5
OTHER TESTS:					NONE					
159	70	DODG	DART	225	COLD TRANS	5.53	96.8	427.6	8.25	14.9
					COLD STAB	3.90	77.3	367.8	5.67	17.7
IHC= 458 PPM HEXANE					HOT TRANS	2.89	34.9	383.0	8.90	19.9
ICO[ACT] = 10.0 %CO										
ICO[SPEC]= N/A %CO					72 FTP	4.68	86.6	396.4	6.91	16.2
INOX = N/A PPM										
					75 FTP	3.96	69.7	384.3	7.08	17.5
OTHER TESTS:					NONE					
160	70	FORD	MUST	302	COLD TRANS	5.33	103.4	475.8	3.68	13.5
					COLD STAB	3.70	77.4	462.4	1.85	14.9
IHC= 327 PPM HEXANE					HOT TRANS	3.26	41.7	429.7	4.67	17.6
ICO[ACT] = 6.5 %CO										
ICO[SPEC]= N/A %CO					72 FTP	4.48	89.9	468.8	2.72	14.2
INOX = N/A PPM										
					75 FTP	3.91	73.0	456.2	2.99	15.2
OTHER TESTS:					NONE					
161	70	FORD	FAIR	302	COLD TRANS	5.35	64.8	632.8	8.18	11.8
					COLD STAB	2.38	36.5	617.1	2.70	13.0
IHC= 271 PPM HEXANE					HOT TRANS	3.32	21.9	518.2	7.78	15.8
ICO[ACT] = 0.9 %CO										
ICO[SPEC]= N/A %CO					72 FTP	3.80	50.0	624.6	5.32	12.4
INOX = N/A PPM										
					75 FTP	3.25	38.3	593.3	5.21	13.4
OTHER TESTS:					NONE					
162	70	FORD	LTD	351	COLD TRANS	7.25	91.5	524.6	4.84	12.8
					COLD STAB	4.47	57.8	494.9	3.79	14.8
IHC= 476 PPM HEXANE					HOT TRANS	3.98	35.5	481.7	5.59	16.1
ICO[ACT] = 7.0 %CO										
ICO[SPEC]= N/A %CO					72 FTP	5.80	74.0	509.1	4.29	13.8
INOX = N/A PPM										
					75 FTP	4.91	58.7	497.4	4.50	14.7
OTHER TESTS:					NONE					

LISTING OF FEDERAL TEST PROCEDURE RESULTS
ON INDIVIDUAL VEHICLES
CHICAGO

VEH NO.	YR	MAKE	MODL	CID	TEST TYPE	HC	CO	CO2	NOXC	MPG FUEL ECON
						-----GRAMS PER MILE-----				
163	70	FORD	LTD	351	COLD TRANS	4.09	56.3	644.5	7.08	11.9
					COLD STAB	3.91	67.5	689.4	4.42	11.0
IHC= 261 PPM HEXANE					HOT TRANS	3.12	35.7	581.7	7.32	13.7
ICO[ACT] = 7.8 %CO										
ICO[SPEC]= N/A %CO					72 FTP	4.00	62.1	667.9	5.69	11.4
INOX = N/A PPM										
					75 FTP	3.73	56.5	650.8	5.76	11.8
OTHER TESTS:					NONE					
164	70	MERC	MONR	390	COLD TRANS	5.17	135.6	582.1	3.32	10.9
					COLD STAB	1.89	8.8	656.6	3.43	13.1
IHC= 112 PPM HEXANE					HOT TRANS	3.03	13.1	547.0	6.72	15.4
ICO[ACT] = 0.1 %CO										
ICO[SPEC]= N/A %CO					72 FTP	3.46	69.5	620.9	3.37	12.0
INOX = N/A PPM										
					75 FTP	2.88	36.1	611.4	4.30	13.1
OTHER TESTS:					NONE					
165	70	OLDS	CUTL	350	COLD TRANS	3.72	50.9	611.2	3.37	12.6
					COLD STAB	2.91	55.9	567.9	2.21	13.3
IHC= 252 PPM HEXANE					HOT TRANS	2.72	35.0	521.1	3.44	15.2
ICO[ACT] = 5.6 %CO										
ICO[SPEC]= 0.3 %CO					72 FTP	3.30	53.5	588.6	2.76	13.0
INOX = N/A PPM										
					75 FTP	3.02	49.2	564.0	2.78	13.6
OTHER TESTS:					NONE					
166	70	PLYM	STAW	383	COLD TRANS	9.84	77.1	854.1	7.65	8.8
					COLD STAB	4.35	74.1	650.2	3.98	11.4
IHC= 327 PPM HEXANE					HOT TRANS	3.46	34.9	634.1	7.34	12.7
ICO[ACT] = 8.8 %CO										
ICO[SPEC]= N/A %CO					72 FTP	6.98	75.5	747.8	5.73	10.0
INOX = N/A PPM										
					75 FTP	5.24	64.0	687.8	5.65	11.0
OTHER TESTS:					NONE					
167	70	PONT	LEMA	350	COLD TRANS	5.36	59.7	666.2	7.51	11.4
					COLD STAB	3.93	21.7	622.7	4.22	13.3
IHC= 280 PPM HEXANE					HOT TRANS	3.44	17.3	562.4	7.46	14.8
ICO[ACT] = 0.8 %CO										
ICO[SPEC]= N/A %CO					72 FTP	4.61	39.9	643.5	5.79	12.3
INOX = N/A PPM										
					75 FTP	4.09	28.3	615.2	5.78	13.2
OTHER TESTS:					NONE					

APPENDIX C,CONT'D

LISTING OF FEDERAL TEST PROCEDURE RESULTS
ON INDIVIDUAL VEHICLES
CHICAGO

VEH NO.	YR	MAKE	MODL	CID	TEST TYPE	HC	CO	CO2	NOXC	MPG FUEL ECON
						-----GRAMS PER MILE-----				
168	70	VOLK	SEDA	97	COLD TRANS	6.70	74.1	279.6	2.54	21.3
					COLD STAB	6.10	54.3	290.3	1.68	22.5
IHC= 261 PPM HEXANE					HOT TRANS	4.57	51.1	251.8	2.30	25.6
ICO[ACT] = 10.0 %CO										
ICO[SPEC]= N/A %CO					72 FTP	6.39	63.8	285.2	2.09	21.9
INOX = N/A PPM										
					75 FTP	5.80	57.5	277.6	2.03	23.0
OTHER TESTS:					NONE					
169	70	VOLK	SEDA	97	COLD TRANS	4.55	36.5	324.0	4.94	22.4
					COLD STAB	3.45	13.1	354.7	3.11	23.0
IHC= 168 PPM HEXANE					HOT TRANS	2.87	19.3	295.5	4.02	26.5
ICO[ACT] = 0.2 %CO										
ICO[SPEC]= N/A %CO					72 FTP	3.98	24.3	340.0	3.98	22.7
INOX = N/A PPM										
					75 FTP	3.52	19.6	332.3	3.73	23.7
OTHER TESTS:					NONE					
436	70	BUIC	SKYL	350	COLD TRANS	112.76	292.2	562.0	2.08	6.4
					COLD STAB	71.27	143.7	493.3	1.70	9.4
IHC=2000 PPM HEXANE					HOT TRANS	67.30	124.8	476.4	2.67	10.0
ICO[ACT] = 6.0 %CO										
ICO[SPEC]= N/A %CO					72 FTP	91.13	214.8	526.2	1.88	7.7
INOX = N/A PPM										
					75 FTP	78.73	169.1	502.8	2.05	8.7
OTHER TESTS:					NONE					
437	70	BUIC	LESA	350	COLD TRANS	9.53	112.5	592.0	7.05	11.1
					COLD STAB	8.19	94.4	526.0	4.68	12.7
IHC= 626 PPM HEXANE					HOT TRANS	3.82	47.5	582.6	5.08	13.3
ICO[ACT] = 10.0 %CO										
ICO[SPEC]= N/A %CO					72 FTP	8.83	103.1	557.6	5.82	11.9
INOX = N/A PPM										
					75 FTP	7.28	85.3	555.0	5.28	12.5
OTHER TESTS:					NONE					
438	70	CADI	COUP	472	COLD TRANS	3.85	77.8	729.9	6.52	10.3
					COLD STAB	3.58	79.2	676.8	4.15	10.9
IHC= 224 PPM HEXANE					HOT TRANS	2.90	43.1	598.6	6.84	13.1
ICO[ACT] = 6.0 %CO										
ICO[SPEC]= N/A %CO					72 FTP	3.71	78.5	702.2	5.28	10.6
INOX = N/A PPM										
					75 FTP	3.45	69.1	666.4	5.37	11.3
OTHER TESTS:					NONE					

LISTING OF FEDERAL TEST PROCEDURE RESULTS
ON INDIVIDUAL VEHICLES
CHICAGO

VEH NO.	YR	MAKE	MODL	CID	TEST TYPE	HC	CO	CO2	NOXC	MPG FUEL ECON
						-----GRAMS PER MILE-----				
439	70	CHEV	NOVA	307	COLD TRANS	9.85	170.5	447.6	2.13	11.9
					COLD STAB	7.35	89.9	445.3	2.91	14.6
IHC= 654 PPM HEXANE					HOT TRANS	4.88	34.8	427.4	6.43	17.8
ICO[ACT] = 8.8 %CO										
ICO[SPEC]= N/A %CO					72 FTP	8.55	128.5	446.4	2.53	13.1
INOX = N/A PPM										
					75 FTP	7.19	91.5	440.9	3.71	14.6
OTHER TESTS:					NONE					
440	70	CHEV	MONT	350	COLD TRANS	4.48	66.2	672.7	4.98	11.2
					COLD STAB	3.07	20.7	689.1	2.99	12.1
IHC= 308 PPM HEXANE					HOT TRANS	3.11	30.0	585.2	4.34	13.8
ICO[ACT] = 2.1 %CO										
ICO[SPEC]= N/A %CO					72 FTP	3.75	42.5	681.3	3.95	11.7
INOX = N/A PPM										
					75 FTP	3.37	32.6	657.4	3.77	12.3
OTHER TESTS:					NONE					
441	70	CHEV	IMPA	350	COLD TRANS	6.73	87.0	569.3	6.05	12.2
					COLD STAB	4.65	90.8	532.8	2.81	12.9
IHC= 373 PPM HEXANE					HOT TRANS	4.43	55.1	491.1	6.47	15.0
ICO[ACT] = 6.5 %CO										
ICO[SPEC]= N/A %CO					72 FTP	5.65	89.0	550.3	4.36	12.5
INOX = N/A PPM										
					75 FTP	5.02	80.3	529.0	4.48	13.2
OTHER TESTS:					NONE					
442	70	CHEV	IMPA	400	COLD TRANS	10.98	226.8	537.3	1.21	9.6
					COLD STAB	3.98	73.0	605.9	1.44	12.1
IHC= 261 PPM HEXANE					HOT TRANS	5.26	121.7	502.0	1.27	12.5
ICO[ACT] = 0.4 %CO										
ICO[SPEC]= N/A %CO					72 FTP	7.33	146.6	573.1	1.33	10.7
INOX = N/A PPM										
					75 FTP	5.77	118.0	563.4	1.35	11.6
OTHER TESTS:					NONE					
443	70	CHRY	NEWP	383	COLD TRANS	8.13	200.3	537.6	2.89	10.1
					COLD STAB	3.49	39.6	597.8	4.09	13.2
IHC= 186 PPM HEXANE					HOT TRANS	4.11	75.3	513.4	4.77	13.8
ICO[ACT] = 0.3 %CO										
ICO[SPEC]= N/A %CO					72 FTP	5.71	116.6	569.0	3.51	11.5
INOX = N/A PPM										
					75 FTP	4.61	82.4	562.4	4.03	12.6
OTHER TESTS:					NONE					

LISTING OF FEDERAL TEST PROCEDURE RESULTS
ON INDIVIDUAL VEHICLES
CHICAGO

VEH NO.	YR	MAKE	MODL	CID	TEST TYPE	HC	CO	CO2	NOXC	MPG FUEL ECON
						-----GRAMS PER MILE-----				
444	70	FORD	MAVE	200	COLD TRANS	3.68	27.5	429.0	7.15	18.3
					COLD STAB	3.75	13.6	423.5	4.70	19.4
IHC= 261 PPM HEXANE					HOT TRANS	4.00	11.9	374.6	6.93	21.9
ICO[ACT] = 3.4 %CO										
ICO[SPEC]= N/A %CO					72 FTP	3.72	20.3	426.1	5.88	18.9
INOX = N/A PPM										
					75 FTP	3.81	16.0	411.3	5.81	19.8
OTHER TESTS:					NONE					
445	70	FORD	MUST	351	COLD TRANS	3.92	77.1	590.7	4.98	12.3
					COLD STAB	2.84	67.9	583.2	2.13	12.7
IHC= 224 PPM HEXANE					HOT TRANS	2.34	33.5	500.7	4.89	15.8
ICO[ACT] = 4.0 %CO										
ICO[SPEC]= N/A %CO					72 FTP	3.36	72.3	586.8	3.49	12.5
INOX = N/A PPM										
					75 FTP	2.92	60.4	562.2	3.47	13.3
OTHER TESTS:					NONE					
446	70	FORD	LTD	390	COLD TRANS	8.05	184.9	608.1	2.91	9.6
					COLD STAB	3.32	61.9	603.9	2.65	12.5
IHC= 299 PPM HEXANE					HOT TRANS	3.14	40.9	547.3	4.56	14.3
ICO[ACT] = 5.4 %CO										
ICO[SPEC]= N/A %CO					72 FTP	5.58	120.8	605.9	2.78	10.9
INOX = N/A PPM										
					75 FTP	4.24	81.5	589.3	3.22	12.1
OTHER TESTS:					NONE					
447	70	FORD	THUN	429	COLD TRANS	6.83	89.1	717.4	5.78	10.1
					COLD STAB	4.51	42.1	705.9	3.56	11.3
IHC= 392 PPM HEXANE					HOT TRANS	3.94	38.7	632.0	6.00	12.6
ICO[ACT] = 2.3 %CO										
ICO[SPEC]= N/A %CO					72 FTP	5.62	64.6	711.4	4.62	10.7
INOX = N/A PPM										
					75 FTP	4.83	50.9	688.1	4.68	11.3
OTHER TESTS:					NONE					
448	70	MERC	COUG	351	COLD TRANS	4.53	74.3	583.4	6.89	12.4
					COLD STAB	3.26	54.0	544.4	3.66	13.9
IHC= 261 PPM HEXANE					HOT TRANS	3.25	32.4	508.5	7.25	15.6
ICO[ACT] = 3.4 %CO										
ICO[SPEC]= N/A %CO					72 FTP	3.87	63.7	563.1	5.21	13.1
INOX = N/A PPM										
					75 FTP	3.52	52.3	542.6	5.30	14.0
OTHER TESTS:					NONE					

LISTING OF FEDERAL TEST PROCEDURE RESULTS
ON INDIVIDUAL VEHICLES
CHICAGO

VEH NO.	YR	MAKE	MODL	CID	TEST TYPE	HC	CO	CO2	NOXC	MPG FUEL ECON
						-----GRAMS PER MILE-----				
449	70	OLDS	DELT	350	COLD TRANS	6.75	104.2	651.9	4.46	10.6
					COLD STAB	3.80	49.0	657.9	2.87	11.9
IHC= 215 PPM HEXANE					HOT TRANS	4.94	56.6	573.2	4.59	13.1
ICO[ACT] = 2.7 %CO										
ICO[SPEC]= 1.0 %CO					72 FTP	5.21	75.4	655.0	3.63	11.2
INOX = N/A PPM										
					75 FTP	4.72	62.4	633.6	3.66	11.9
OTHER TESTS:					NONE					
450	70	OLDS	98	455	COLD TRANS	3.27	68.4	702.3	4.40	10.8
					COLD STAB	2.93	52.7	670.0	2.28	11.6
IHC= 233 PPM HEXANE					HOT TRANS	2.41	31.3	591.0	4.48	13.7
ICO[ACT] = 4.1 %CO										
ICO[SPEC]= 0.3 %CO					72 FTP	3.09	60.2	685.5	3.29	11.2
INOX = N/A PPM										
					75 FTP	2.86	50.1	655.1	3.31	11.9
OTHER TESTS:					NONE					
451	70	PLYM	BARR	318	COLD TRANS	11.47	160.8	531.4	2.13	10.8
					COLD STAB	7.07	17.6	653.1	3.02	12.6
IHC=1617 PPM HEXANE					HOT TRANS	5.98	42.3	520.7	3.32	14.6
ICO[ACT] = 0.3 %CO										
ICO[SPEC]= N/A %CO					72 FTP	9.18	86.2	594.9	2.60	11.7
INOX = N/A PPM										
					75 FTP	7.68	53.8	592.0	2.92	12.7
OTHER TESTS:					NONE					
452	70	PLYM	BELV	318	COLD TRANS	7.20	160.4	511.4	2.36	11.3
					COLD STAB	5.55	106.8	548.6	2.57	12.1
IHC= 673 PPM HEXANE					HOT TRANS	3.57	34.5	504.8	6.87	15.6
ICO[ACT] = 9.0 %CO										
ICO[SPEC]= N/A %CO					72 FTP	6.34	132.4	530.8	2.47	11.7
INOX = N/A PPM										
					75 FTP	5.35	98.1	529.0	3.70	12.7
OTHER TESTS:					NONE					
453	70	PONT	CATA	400	COLD TRANS	6.49	112.4	616.7	8.03	10.9
					COLD STAB	5.88	115.6	559.8	4.19	11.7
IHC= 430 PPM HEXANE					HOT TRANS	4.05	55.1	525.1	8.66	14.2
ICO[ACT] = 9.6 %CO										
ICO[SPEC]= N/A %CO					72 FTP	6.17	114.1	587.1	6.03	11.3
INOX = N/A PPM										
					75 FTP	5.51	98.5	562.1	6.20	12.1
OTHER TESTS:					NONE					

APPENDIX C,CONT'D

LISTING OF FEDERAL TEST PROCEDURE RESULTS
ON INDIVIDUAL VEHICLES
CHICAGO

VEH NO.	YR	MAKE	MODL	CID	TEST TYPE	HC	CO	CO2	NOXC	MPG FUEL ECON
						-----GRAMS PER MILE-----				
454	70	PONT	BONN	455	COLD TRANS	4.90	65.9	655.6	5.94	11.5
					COLD STAB	4.72	52.7	613.6	3.84	12.5
IHC= 598 PPM HEXANE					HOT TRANS	3.49	28.0	575.5	6.52	14.1
ICO[ACT] = 7.6 %CO										
ICO[SPEC]= N/A %CO					72 FTP	4.81	59.0	633.7	4.85	12.0
INOX = N/A PPM										
					75 FTP	4.42	48.7	611.8	5.00	12.6
OTHER TESTS:					NONE					
455	70	DATS	SEDA	97	COLD TRANS	5.67	24.3	373.5	7.41	20.7
					COLD STAB	2.63	21.4	299.2	3.80	26.0
IHC= 196 PPM HEXANE					HOT TRANS	2.30	13.7	303.0	6.75	26.7
ICO[ACT] = 0.6 %CO										
ICO[SPEC]= 2.0 %CO					72 FTP	4.09	22.8	334.8	5.53	23.1
INOX = N/A PPM										
					75 FTP	3.16	19.9	315.5	5.35	24.9
OTHER TESTS:					NONE					
456	70	TOYO	CORO	71	COLD TRANS	2.75	20.8	381.5	1.94	21.0
					COLD STAB	1.52	6.4	383.8	1.32	22.3
IHC= 56 PPM HEXANE					HOT TRANS	1.70	12.2	329.4	1.66	25.1
ICO[ACT] = 0.2 %CO										
ICO[SPEC]= 2.0 %CO					72 FTP	2.11	13.3	382.7	1.62	21.6
INOX = N/A PPM										
					75 FTP	1.82	10.9	368.5	1.54	22.7
OTHER TESTS:					NONE					
170	69	BUIC	ELEC	430	COLD TRANS	7.04	112.7	638.6	5.85	10.6
					COLD STAB	7.05	110.4	590.0	4.21	11.3
IHC= 747 PPM HEXANE					HOT TRANS	5.08	54.1	556.9	6.96	13.5
ICO[ACT] = 9.5 %CO										
ICO[SPEC]= N/A %CO					72 FTP	7.04	111.5	613.3	5.00	10.9
INOX = N/A PPM										
					75 FTP	6.51	95.5	591.0	5.30	11.7
OTHER TESTS:					NONE					
171	69	BUIC	STAW	350	COLD TRANS	5.28	89.3	655.6	8.18	10.9
					COLD STAB	4.38	92.5	574.3	4.34	12.1
IHC= 252 PPM HEXANE					HOT TRANS	3.76	49.9	561.0	8.31	13.6
ICO[ACT] = 7.4 %CO										
ICO[SPEC]= N/A %CO					72 FTP	4.81	90.9	613.2	6.18	11.5
INOX = N/A PPM										
					75 FTP	4.40	80.2	587.4	6.21	12.2
OTHER TESTS:					NONE					

LISTING OF FEDERAL TEST PROCEDURE RESULTS
ON INDIVIDUAL VEHICLES
CHICAGO

VEH NO.	YR MAKE MODL CID	TEST TYPE	HC	CO	CO2	NOXC	MPG FUEL ECON
			-----GRAMS PER MILE-----				
172	69 CHEV NOVA 307	COLD TRANS	5.47	64.6	517.9	6.95	13.9
		COLD STAB	4.11	51.1	473.3	3.82	15.7
	IHC= 373 PPM HEXANE	HOT TRANS	3.35	34.4	444.1	6.51	17.4
	ICO[ACT] = 1.1 %CO						
	ICO[SPEC]= N/A %CO	72 FTP	4.76	57.6	494.6	5.32	14.8
	INOX = N/A PPM						
		75 FTP	4.18	49.3	474.5	5.20	15.7
	OTHER TESTS:	NONE					
173	69 CHEV CHEL 350	COLD TRANS	5.71	138.2	493.3	3.55	12.2
		COLD STAB	4.85	126.0	462.1	1.85	13.1
	IHC= 364 PPM HEXANE	HOT TRANS	3.73	70.4	441.8	4.30	15.7
	ICO[ACT] = 9.0 %CO						
	ICO[SPEC]= N/A %CO	72 FTP	5.26	131.9	477.1	2.67	12.7
	INOX = N/A PPM						
		75 FTP	4.72	113.4	463.0	2.87	13.5
	OTHER TESTS:	NONE					
174	69 CHEV MALI 307	COLD TRANS	8.64	88.1	494.8	6.83	13.4
		COLD STAB	5.61	74.8	418.4	4.53	16.0
	IHC= 841 PPM HEXANE	HOT TRANS	7.73	47.7	400.6	6.19	17.7
	ICO[ACT] = 7.5 %CO						
	ICO[SPEC]= N/A %CO	72 FTP	7.06	81.1	455.0	5.63	14.7
	INOX = N/A PPM						
		75 FTP	6.81	70.1	429.3	5.46	15.8
	OTHER TESTS:	NONE					
175	69 CHEV IMPA 327	COLD TRANS	32.64	78.8	561.0	6.96	11.3
		COLD STAB	29.46	41.8	511.6	5.37	13.2
	IHC=2000 PPM HEXANE	HOT TRANS	26.10	33.5	489.5	7.61	14.2
	ICO[ACT] = 2.9 %CO						
	ICO[SPEC]= N/A %CO	72 FTP	30.98	59.5	535.3	6.14	12.2
	INOX = N/A PPM						
		75 FTP	29.19	47.2	515.7	6.31	13.0
	OTHER TESTS:	NONE					
176	69 CHEV IMPA 350	COLD TRANS	4.81	100.8	535.7	5.94	12.5
		COLD STAB	3.28	38.7	538.4	2.92	14.6
	IHC= 355 PPM HEXANE	HOT TRANS	2.76	21.5	483.3	6.21	16.9
	ICO[ACT] = 3.1 %CO						
	ICO[SPEC]= N/A %CO	72 FTP	4.02	68.4	537.1	4.36	13.5
	INOX = N/A PPM						
		75 FTP	3.45	46.8	522.8	4.44	14.6
	OTHER TESTS:	NONE					

APPENDIX C,CONT'D

LISTING OF FEDERAL TEST PROCEDURE RESULTS
ON INDIVIDUAL VEHICLES
CHICAGO

VEH NO.	YR	MAKE	MODL	CID	TEST TYPE	HC	CO	CO2	NOXC	MPG FUEL ECON
						-----GRAMS PER MILE-----				
177	69	CHRY	STAW	383	COLD TRANS	5.54	88.3	696.3	8.71	10.4
					COLD STAB	3.91	7.8	646.2	6.85	13.2
IHC= 186 PPM HEXANE					HOT TRANS	3.84	21.2	578.6	10.16	14.2
ICO[ACT] = 0.2 %CO										
ICO[SPEC]= N/A %CO					72 FTP	4.69	46.4	670.2	7.74	11.7
INOX = N/A PPM										
					75 FTP	4.23	28.0	638.0	8.14	12.8
OTHER TESTS:					NONE					
178	69	FORD	FAIR	250	COLD TRANS	3.94	52.2	509.4	9.62	14.7
					COLD STAB	3.05	9.8	472.1	7.61	17.9
IHC= 299 PPM HEXANE					HOT TRANS	3.61	19.2	437.1	9.33	18.5
ICO[ACT] = 0.2 %CO										
ICO[SPEC]= N/A %CO					72 FTP	3.47	30.1	489.9	8.57	16.2
INOX = N/A PPM										
					75 FTP	3.38	21.1	470.2	8.49	17.3
OTHER TESTS:					NONE					
179	69	FORD	TORI	302	COLD TRANS	4.94	43.5	555.0	9.87	13.9
					COLD STAB	4.73	65.6	483.0	5.75	14.8
IHC= 589 PPM HEXANE					HOT TRANS	3.78	29.8	478.0	9.54	16.5
ICO[ACT] = 9.4 %CO										
ICO[SPEC]= N/A %CO					72 FTP	4.83	55.0	517.5	7.73	14.3
INOX = N/A PPM										
					75 FTP	4.51	51.3	496.5	7.64	15.0
OTHER TESTS:					NONE					
180	69	FORD	GALA	351	COLD TRANS	6.96	145.1	548.5	3.17	11.1
					COLD STAB	4.96	96.5	596.9	2.72	11.6
IHC= 215 PPM HEXANE					HOT TRANS	4.97	83.2	503.0	3.55	13.7
ICO[ACT] = 4.5 %CO										
ICO[SPEC]= N/A %CO					72 FTP	5.92	119.7	573.8	2.93	11.4
INOX = N/A PPM										
					75 FTP	5.37	102.9	561.4	3.04	12.0
OTHER TESTS:					NONE					
181	69	FORD	LTD	390	COLD TRANS	4.32	34.2	646.4	6.86	12.4
					COLD STAB	2.71	9.8	612.4	4.23	13.9
IHC= 134 PPM HEXANE					HOT TRANS	3.15	11.4	555.8	7.50	15.2
ICO[ACT] = 0.3 %CO										
ICO[SPEC]= N/A %CO					72 FTP	3.48	21.5	628.7	5.49	13.2
INOX = N/A PPM										
					75 FTP	3.16	15.2	604.0	5.66	13.9
OTHER TESTS:					NONE					

LISTING OF FEDERAL TEST PROCEDURE RESULTS
ON INDIVIDUAL VEHICLES
CHICAGO

VEH NO.	YR	MAKE	MODL	CID	TEST TYPE	HC	CO	CO2	NOXC	MPG FUEL ECON
						-----GRAMS PER MILE-----				
182	69	MERC	MARQ	429	COLD TRANS	6.48	58.0	600.8	9.73	12.5
					COLD STAB	6.52	91.8	535.6	5.79	12.7
IHC= 542 PPM HEXANE					HOT TRANS	5.24	51.7	502.9	8.83	14.8
ICO[ACT] = 9.4 %CO										
ICO[SPEC]= N/A %CO					72 FTP	6.50	75.6	566.8	7.67	12.6
INOX = N/A PPM										
					75 FTP	6.16	73.9	540.1	7.43	13.1
OTHER TESTS:					NONE					
183	69	OLDS	98	455	COLD TRANS	5.98	142.6	661.2	6.33	9.8
					COLD STAB	4.01	63.9	607.6	4.63	12.3
IHC= 317 PPM HEXANE					HOT TRANS	3.22	33.9	569.7	7.52	14.0
ICO[ACT] = 6.0 %CO										
ICO[SPEC]= N/A %CO					72 FTP	4.95	101.6	633.3	5.44	11.0
INOX = N/A PPM										
					75 FTP	4.20	71.9	608.3	5.77	12.1
OTHER TESTS:					NONE					
184	69	PLYM	STAW	318	COLD TRANS	10.37	212.2	541.5	3.31	9.8
					COLD STAB	6.55	105.7	532.5	6.80	12.3
IHC= 570 PPM HEXANE					HOT TRANS	5.02	50.8	531.5	10.04	14.1
ICO[ACT] = 10.0 %CO										
ICO[SPEC]= N/A %CO					72 FTP	8.38	156.7	536.8	5.13	11.0
INOX = N/A PPM										
					75 FTP	6.92	112.6	534.1	6.97	12.1
OTHER TESTS:					NONE					
185	69	PONT	TEMP	350	COLD TRANS	5.20	80.6	538.4	6.21	13.0
					COLD STAB	4.22	67.5	517.6	3.92	13.9
IHC= 299 PPM HEXANE					HOT TRANS	3.39	37.2	460.7	6.26	16.8
ICO[ACT] = 4.3 %CO										
ICO[SPEC]= N/A %CO					72 FTP	4.69	73.8	527.6	5.02	13.5
INOX = N/A PPM										
					75 FTP	4.20	61.9	506.4	5.03	14.4
OTHER TESTS:					NONE					
186	69	PONT	CATA	400	COLD TRANS	6.73	109.0	466.8	5.37	13.5
					COLD STAB	5.23	83.4	437.9	4.25	15.2
IHC= 336 PPM HEXANE					HOT TRANS	3.84	37.9	421.2	6.70	18.0
ICO[ACT] = 5.4 %CO										
ICO[SPEC]= N/A %CO					72 FTP	5.95	95.7	451.7	4.79	14.3
INOX = N/A PPM										
					75 FTP	5.16	76.2	439.3	5.15	15.4
OTHER TESTS:					NONE					

LISTING OF FEDERAL TEST PROCEDURE RESULTS
ON INDIVIDUAL VEHICLES
CHICAGO

VEH NO.	YR	MAKE	MODL	CID	TEST TYPE	HC	CO	CO2	NOXC	MPG FUEL ECON
						-----GRAMS PER MILE-----				
187	69	VOLK	KOMB	97	COLD TRANS	4.70	71.2	281.9	2.22	21.7
					COLD STAB	4.13	51.6	294.8	1.60	22.8
IHC= 336 PPM HEXANE					HOT TRANS	3.34	57.4	241.7	1.69	25.9
ICO[ACT] = 3.8 %CO										
ICO[SPEC]= N/A %CO					72 FTP	4.40	61.0	288.6	1.90	22.3
INOX = N/A PPM										
					75 FTP	4.03	57.2	277.7	1.75	23.3
OTHER TESTS:					NONE					
457	69	AMMO	AMBA	343	COLD TRANS	7.16	130.2	565.8	4.11	11.2
					COLD STAB	7.49	199.8	496.5	1.68	10.6
IHC= 551 PPM HEXANE					HOT TRANS	5.55	111.6	475.4	3.94	13.3
ICO[ACT] = 9.4 %CO										
ICO[SPEC]= N/A %CO					72 FTP	7.33	166.5	529.7	2.84	10.9
INOX = N/A PPM										
					75 FTP	6.89	161.4	505.0	2.80	11.4
OTHER TESTS:					NONE					
458	69	CADI	DEVI	472	COLD TRANS	2.94	78.2	871.2	4.19	8.8
					COLD STAB	1.84	25.8	831.7	3.32	10.1
IHC= 112 PPM HEXANE					HOT TRANS	1.54	20.3	742.2	4.75	11.4
ICO[ACT] = 0.7 %CO										
ICO[SPEC]= N/A %CO					72 FTP	2.36	50.8	850.6	3.73	9.5
INOX = N/A PPM										
					75 FTP	1.98	35.0	815.4	3.89	10.1
OTHER TESTS:					NONE					
459	69	CHEV	BISC	250	COLD TRANS	8.30	53.2	513.2	8.80	14.2
					COLD STAB	5.00	78.8	440.0	5.66	15.3
IHC= 514 PPM HEXANE					HOT TRANS	7.20	44.4	429.8	8.17	17.0
ICO[ACT] = 10.0 %CO										
ICO[SPEC]= N/A %CO					72 FTP	6.58	66.5	475.0	7.16	14.8
INOX = N/A PPM										
					75 FTP	6.28	64.1	452.3	6.99	15.5
OTHER TESTS:					NONE					
460	69	CHEV	IMPA	327	COLD TRANS	24.60	342.2	415.3	0.89	8.6
					COLD STAB	5.75	126.8	465.9	2.94	13.0
IHC= 458 PPM HEXANE					HOT TRANS	5.83	123.0	407.0	3.02	14.3
ICO[ACT] = 9.8 %CO										
ICO[SPEC]= N/A %CO					72 FTP	14.77	229.9	441.7	1.96	10.4
INOX = N/A PPM										
					75 FTP	9.65	170.1	439.4	2.54	12.0
OTHER TESTS:					NONE					

LISTING OF FEDERAL TEST PROCEDURE RESULTS
ON INDIVIDUAL VEHICLES
CHICAGO

VEH NO.	YR MAKE MODL CID	TEST TYPE	HC	CO	CO2	NOXC	MPG FUEL ECON
			-----GRAMS PER MILE-----				
461	69 CHEV STAW 350	COLD TRANS	18.16	183.8	547.5	8.02	9.9
		COLD STAB	9.94	110.3	499.0	7.05	12.6
IHC= 934 PPM HEXANE		HOT TRANS	7.46	50.6	497.1	9.92	14.8
ICO[ACT] = 10.0 %CO							
ICO[SPEC]= N/A %CO		72 FTP	13.87	145.5	522.2	7.51	11.2
INOX = N/A PPM							
		75 FTP	10.96	109.1	508.5	8.03	12.4
OTHER TESTS:		NONE					
462	69 DODG CORO 318	COLD TRANS	9.87	208.2	476.3	1.92	10.6
		COLD STAB	6.34	116.9	490.5	2.58	12.8
IHC= 280 PPM HEXANE		HOT TRANS	4.38	34.0	485.0	8.23	16.1
ICO[ACT] = 6.5 %CO							
ICO[SPEC]= N/A %CO		72 FTP	8.03	160.6	483.7	2.27	11.7
INOX = N/A PPM							
		75 FTP	6.54	113.1	486.1	3.99	13.0
OTHER TESTS:		NONE					
463	69 DODG CORO 318	COLD TRANS	9.00	195.0	499.5	2.49	10.6
		COLD STAB	5.95	161.7	494.1	1.87	11.6
IHC= 276 PPM HEXANE		HOT TRANS	4.00	65.0	497.1	6.96	14.5
ICO[ACT] = 5.2 %CO							
ICO[SPEC]= N/A %CO		72 FTP	7.41	177.7	496.7	2.17	11.1
INOX = N/A PPM							
		75 FTP	6.05	142.2	496.0	3.39	12.0
OTHER TESTS:		NONE					
464	69 FORD MUST 302	COLD TRANS	15.69	100.4	491.9	5.05	12.7
		COLD STAB	4.42	78.6	455.8	3.63	15.0
IHC= 486 PPM HEXANE		HOT TRANS	3.61	33.5	446.2	7.39	17.4
ICO[ACT] = 9.1 %CO							
ICO[SPEC]= N/A %CO		72 FTP	9.81	89.1	473.0	4.31	13.8
INOX = N/A PPM							
		75 FTP	6.52	70.8	460.6	4.94	15.0
OTHER TESTS:		NONE					
465	69 FORD TORI 351	COLD TRANS	6.61	95.3	561.4	3.98	12.1
		COLD STAB	5.28	61.2	522.3	2.81	14.0
IHC= 579 PPM HEXANE		HOT TRANS	4.97	45.8	510.5	5.10	14.8
ICO[ACT] = 10.0 %CO							
ICO[SPEC]= N/A %CO		72 FTP	5.91	77.5	541.0	3.37	13.0
INOX = N/A PPM							
		75 FTP	5.47	64.0	527.1	3.67	13.8
OTHER TESTS:		NONE					

APPENDIX C,CONT'D

LISTING OF FEDERAL TEST PROCEDURE RESULTS
ON INDIVIDUAL VEHICLES
CHICAGO

VEH NO.	YR	MAKE	MODL	CID	TEST TYPE	HC	CO	CO2	NOXC	MPG FUEL ECON
						-----GRAMS PER MILE-----				
466	69	FORD	STAW	429	COLD TRANS	4.37	121.8	864.8	4.24	8.3
					COLD STAB	1.78	20.7	889.7	3.21	9.6
IHC= 112 PPM HEXANE					HOT TRANS	1.83	26.3	747.0	4.26	11.2
ICO[ACT] = 0.3 %CO										
ICO[SPEC]= N/A %CO					72 FTP	3.02	69.1	877.8	3.70	8.9
INOX = N/A PPM										
					75 FTP	2.33	43.0	845.6	3.71	9.6
OTHER TESTS:					NONE					
467	69	OLDS	CUTL	350	COLD TRANS	6.04	103.0	592.4	6.09	11.5
					COLD STAB	3.29	50.7	586.9	3.26	13.1
IHC= 317 PPM HEXANE					HOT TRANS	2.98	35.5	521.9	5.51	15.1
ICO[ACT] = 6.4 %CO										
ICO[SPEC]= N/A %CO					72 FTP	4.61	75.7	589.5	4.61	12.3
INOX = N/A PPM										
					75 FTP	3.77	57.3	570.3	4.46	13.2
OTHER TESTS:					NONE					
468	69	OLDS	DELT	455	COLD TRANS	5.53	116.9	669.8	8.40	10.2
					COLD STAB	2.76	46.1	661.4	5.21	12.0
IHC= 149 PPM HEXANE					HOT TRANS	2.48	32.0	589.8	8.19	13.7
ICO[ACT] = 0.8 %CO										
ICO[SPEC]= N/A %CO					72 FTP	4.09	80.0	665.4	6.74	11.0
INOX = N/A PPM										
					75 FTP	3.26	56.8	643.6	6.68	11.9
OTHER TESTS:					NONE					
469	69	PLYM	VALI	225	COLD TRANS	5.88	63.0	351.2	6.37	18.9
					COLD STAB	4.39	60.1	300.1	5.26	21.7
IHC= 897 PPM HEXANE					HOT TRANS	3.57	39.0	309.0	6.52	23.3
ICO[ACT] = 10.0 %CO										
ICO[SPEC]= N/A %CO					72 FTP	5.10	61.5	324.6	5.79	20.3
INOX = N/A PPM										
					75 FTP	4.47	54.9	313.0	5.84	21.5
OTHER TESTS:					NONE					
470	69	PLYM	FRY3	383	COLD TRANS	11.45	159.3	656.5	8.66	9.4
					COLD STAB	9.11	158.3	556.3	4.99	10.6
IHC= 504 PPM HEXANE					HOT TRANS	7.16	96.6	555.6	9.15	12.2
ICO[ACT] = 10.0 %CO										
ICO[SPEC]= N/A %CO					72 FTP	10.23	158.8	604.3	6.75	10.0
INOX = N/A PPM										
					75 FTP	9.06	141.7	576.7	6.88	10.7
OTHER TESTS:					NONE					

LISTING OF FEDERAL TEST PROCEDURE RESULTS
ON INDIVIDUAL VEHICLES
CHICAGO

VEH NO.	YR	MAKE	MODL	CID	TEST TYPE	HC	CO	CO2	NOXC	MPG FUEL ECON
						-----GRAMS PER MILE-----				
471	69	PONT	EXEC	400	COLD TRANS	4.60	86.6	620.3	6.31	11.5
					COLD STAB	4.31	89.7	569.2	4.30	12.3
IHC= 345 PPM HEXANE					HOT TRANS	3.08	40.7	531.9	6.85	14.7
ICO[ACT] = 6.0 %CO										
ICO[SPEC]= N/A %CO					72 FTP	4.45	88.2	593.7	5.26	11.9
INOX = N/A PPM										
					75 FTP	4.03	75.7	569.5	5.41	12.7
OTHER TESTS:					NONE					
472	69	TOYO	CORO	116	COLD TRANS	2.14	27.7	393.5	9.07	20.0
					COLD STAB	1.53	38.6	306.4	4.53	23.9
IHC= 177 PPM HEXANE					HOT TRANS	1.60	29.0	333.1	7.58	23.1
ICO[ACT] = 3.0 %CO										
ICO[SPEC]= N/A %CO					72 FTP	1.82	33.4	348.1	6.70	21.8
INOX = N/A PPM										
					75 FTP	1.67	33.7	331.6	6.30	22.8
OTHER TESTS:					NONE					
473	69	VOLK	SEDA	91	COLD TRANS	18.47	108.7	291.5	2.05	17.0
					COLD STAB	9.89	57.8	298.9	1.23	21.1
IHC=1028 PPM HEXANE					HOT TRANS	5.77	41.6	282.1	2.19	24.3
ICO[ACT] = 0.5 %CO										
ICO[SPEC]= N/A %CO					72 FTP	14.00	82.2	295.4	1.62	18.9
INOX = N/A PPM										
					75 FTP	10.53	63.8	292.8	1.66	20.8
OTHER TESTS:					NONE					
188	68	AMMO	RAMB	232	COLD TRANS	3.37	41.9	453.5	3.74	16.7
					COLD STAB	1.88	24.5	392.8	3.00	20.3
IHC= 308 PPM HEXANE					HOT TRANS	1.86	19.1	366.5	4.08	22.1
ICO[ACT] = 5.5 %CO										
ICO[SPEC]= N/A %CO					72 FTP	2.59	32.8	421.8	3.35	18.4
INOX = N/A PPM										
					75 FTP	2.18	26.6	398.1	3.45	19.9
OTHER TESTS:					NONE					
189	68	BUIC	STAW	350	COLD TRANS	12.59	214.8	546.7	3.32	9.6
					COLD STAB	7.24	118.3	561.9	2.07	11.5
IHC= 252 PPM HEXANE					HOT TRANS	6.00	88.0	519.1	4.18	13.1
ICO[ACT] = 6.0 %CO										
ICO[SPEC]= N/A %CO					72 FTP	9.80	164.5	554.6	2.67	10.5
INOX = N/A PPM										
					75 FTP	8.01	129.9	547.1	2.90	11.4
OTHER TESTS:					NONE					

LISTING OF FEDERAL TEST PROCEDURE RESULTS
ON INDIVIDUAL VEHICLES
CHICAGO

VEH NO.	YR	MAKE	MODL	CID	TEST TYPE	HC	CO	CO2	NOXC	MPG FUEL ECON
						-----GRAMS PER MILE-----				
190	68	CHEV	IMPA	307	COLD TRANS	63.16	116.5	367.0	3.00	11.8
					COLD STAB	47.56	70.4	298.6	2.45	15.8
IHC=2000 PPM HEXANE					HOT TRANS	47.61	85.2	292.2	3.04	15.4
ICO[ACT] = 7.0 %CO										
ICO[SPEC]= N/A %CO					72 FTP	55.02	92.5	331.4	2.72	13.6
INOX = N/A PPM										
					75 FTP	50.78	84.0	311.0	2.73	14.7
OTHER TESTS:					NONE					
191	68	CHEV	MALI	307	COLD TRANS	6.30	65.8	504.4	7.72	14.1
					COLD STAB	5.09	35.3	437.9	4.40	17.4
IHC= 747 PPM HEXANE					HOT TRANS	4.55	31.4	431.3	6.59	17.9
ICO[ACT] = 4.0 %CO										
ICO[SPEC]= N/A %CO					72 FTP	5.67	49.9	469.8	5.99	15.7
INOX = N/A PPM										
					75 FTP	5.19	40.5	449.8	5.68	16.7
OTHER TESTS:					NONE					
192	68	CHEV	IMPA	327	COLD TRANS	7.06	133.9	473.6	2.42	12.6
					COLD STAB	5.15	110.1	473.4	1.62	13.4
IHC= 373 PPM HEXANE					HOT TRANS	5.17	81.9	430.0	3.27	15.4
ICO[ACT] = 7.8 %CO										
ICO[SPEC]= N/A %CO					72 FTP	6.06	121.5	473.5	2.00	13.0
INOX = N/A PPM										
					75 FTP	5.55	107.3	461.6	2.23	13.7
OTHER TESTS:					NONE					
193	68	CHEV	IMPA	327	COLD TRANS	9.54	178.6	552.5	3.50	10.3
					COLD STAB	6.49	122.4	507.4	1.68	12.3
IHC= 579 PPM HEXANE					HOT TRANS	5.83	89.1	476.5	3.63	14.0
ICO[ACT] = 9.0 %CO										
ICO[SPEC]= N/A %CO					72 FTP	7.95	149.3	528.9	2.55	11.3
INOX = N/A PPM										
					75 FTP	6.94	124.9	508.2	2.59	12.2
OTHER TESTS:					NONE					
194	68	CHRY	STAW	383	COLD TRANS	14.72	362.4	623.8	3.52	7.2
					COLD STAB	5.12	171.0	603.6	2.88	10.0
IHC= 196 PPM HEXANE					HOT TRANS	4.63	144.5	530.8	3.86	11.5
ICO[ACT] = 5.0 %CO										
ICO[SPEC]= N/A %CO					72 FTP	9.72	262.6	613.3	3.19	8.4
INOX = N/A PPM										
					75 FTP	6.96	203.1	587.9	3.28	9.6
OTHER TESTS:					NONE					

LISTING OF FEDERAL TEST PROCEDURE RESULTS
ON INDIVIDUAL VEHICLES
CHICAGO

VEH NO.	YR MAKE MODL CID	TEST TYPE	HC	CO	CO2	NOXC	MPG FUEL ECON
			-----GRAMS PER MILE-----				
195	68 DODG CORO 318	COLD TRANS	4.79	48.9	504.6	8.62	14.9
		COLD STAB	4.97	55.7	468.0	6.22	15.5
	IHC= 439 PPM HEXANE	HOT TRANS	3.53	27.3	437.5	8.30	18.1
	ICO[ACT] = 4.9 %CO						
	ICO[SPEC]= N/A %CO	72 FTP	4.88	52.5	485.5	7.37	15.2
	INOX = N/A PPM						
		75 FTP	4.54	46.6	467.2	7.28	16.0
	OTHER TESTS:	NONE					
196	68 FORD MUST 200	COLD TRANS	3.65	37.1	481.4	6.60	16.1
		COLD STAB	2.84	13.3	454.4	5.02	18.3
	IHC= 205 PPM HEXANE	HOT TRANS	3.41	13.7	421.0	7.00	19.6
	ICO[ACT] = 1.3 %CO						
	ICO[SPEC]= N/A %CO	72 FTP	3.23	24.7	467.3	5.78	17.2
	INOX = N/A PPM						
		75 FTP	3.16	18.3	450.9	5.89	18.1
	OTHER TESTS:	NONE					
197	68 FORD FAIR 289	COLD TRANS	5.58	102.7	493.7	3.66	13.2
		COLD STAB	4.98	129.1	470.5	1.24	12.9
	IHC= 252 PPM HEXANE	HOT TRANS	4.74	102.5	424.9	2.62	14.8
	ICO[ACT] = 5.4 %CO						
	ICO[SPEC]= N/A %CO	72 FTP	5.27	116.5	481.6	2.40	13.0
	INOX = N/A PPM						
		75 FTP	5.04	116.4	462.8	2.11	13.4
	OTHER TESTS:	NONE					
198	68 FORD LTD 302	COLD TRANS	7.42	81.6	521.6	6.61	13.2
		COLD STAB	5.42	87.1	462.7	3.71	14.4
	IHC= 373 PPM HEXANE	HOT TRANS	4.79	16.7	468.2	7.60	17.4
	ICO[ACT] = 5.2 %CO						
	ICO[SPEC]= N/A %CO	72 FTP	6.38	84.5	490.9	5.10	13.8
	INOX = N/A PPM						
		75 FTP	5.66	66.8	476.3	5.37	14.8
	OTHER TESTS:	NONE					
199	68 MERC MONT 390	COLD TRANS	7.88	172.5	392.7	1.29	12.9
		COLD STAB	5.15	117.8	453.6	2.54	13.5
	IHC= 261 PPM HEXANE	HOT TRANS	3.45	47.9	421.6	5.25	17.5
	ICO[ACT] = 5.9 %CO						
	ICO[SPEC]= N/A %CO	72 FTP	6.46	144.0	424.4	1.94	13.2
	INOX = N/A PPM						
		75 FTP	5.25	110.0	432.3	3.02	14.3
	OTHER TESTS:	NONE					

APPENDIX C,CONT'D

LISTING OF FEDERAL TEST PROCEDURE RESULTS
ON INDIVIDUAL VEHICLES
CHICAGO

VEH NO.	YR	MAKE	MODL	CID	TEST TYPE	HC	CO	CO2	NOXC	MPG FUEL ECON
						-----GRAMS PER MILE-----				
200	68	OLDS	CUTL	350	COLD TRANS	22.01	132.0	686.7	3.42	9.2
					COLD STAB	4.57	57.9	750.7	2.44	10.4
IHC= 280 PPM HEXANE					HOT TRANS	4.47	63.7	601.0	2.73	12.4
ICO[ACT] = 1.6 %CO										
ICO[SPEC]= N/A %CO					72 FTP	12.92	93.4	720.1	2.91	9.8
INOX = N/A PPM										
					75 FTP	8.13	74.8	696.7	2.72	10.6
OTHER TESTS:					NONE					
201	68	PLYM	STAW	318	COLD TRANS	10.74	88.7	545.5	8.12	12.3
					COLD STAB	15.67	123.4	447.6	5.04	12.8
IHC=1168 PPM HEXANE					HOT TRANS	9.48	67.3	463.2	7.35	14.8
ICO[ACT] = 10.0 %CO										
ICO[SPEC]= N/A %CO					72 FTP	13.31	106.8	494.5	6.52	12.6
INOX = N/A PPM										
					75 FTP	12.97	100.9	472.0	6.31	13.2
OTHER TESTS:					NONE					
202	68	PONT	LEMA	350	COLD TRANS	4.09	60.7	564.5	6.14	13.2
					COLD STAB	2.72	17.4	561.2	3.95	14.9
IHC= 252 PPM HEXANE					HOT TRANS	2.73	15.3	493.1	6.04	16.9
ICO[ACT] = 1.7 %CO										
ICO[SPEC]= 1.7 %CO					72 FTP	3.38	38.1	562.7	5.00	14.0
INOX = N/A PPM										
					75 FTP	3.00	25.7	543.3	4.97	15.0
OTHER TESTS:					NONE					
203	68	PONT	BONN	400	COLD TRANS	6.97	104.4	741.0	5.30	9.6
					COLD STAB	5.66	110.5	617.3	3.22	11.0
IHC= 252 PPM HEXANE					HOT TRANS	4.72	73.7	621.8	5.91	11.8
ICO[ACT] = 2.8 %CO										
ICO[SPEC]= N/A %CO					72 FTP	6.29	107.6	676.6	4.21	10.3
INOX = N/A PPM										
					75 FTP	5.67	99.2	644.0	4.38	10.9
OTHER TESTS:					NONE					
204	68	VOLK	SEDA	91	COLD TRANS	5.98	67.9	288.3	3.42	21.4
					COLD STAB	5.50	74.7	278.5	1.73	21.5
IHC= 560 PPM HEXANE					HOT TRANS	4.31	52.5	255.9	2.68	25.2
ICO[ACT] = 8.4 %CO										
ICO[SPEC]= N/A %CO					72 FTP	5.73	71.4	283.2	2.54	21.5
INOX = N/A PPM										
					75 FTP	5.27	67.2	274.3	2.34	22.4
OTHER TESTS:					NONE					

LISTING OF FEDERAL TEST PROCEDURE RESULTS
ON INDIVIDUAL VEHICLES
CHICAGO

VEH NO.	YR MAKE MODL CID	TEST TYPE	HC	CO	CO2	NOXC	MPG FUEL ECON
			-----GRAMS PER MILE-----				
474	68 BUIC RIVI 430	COLD TRANS	7.26	127.9	672.8	8.62	9.9
		COLD STAB	6.99	89.1	612.4	4.31	11.5
	IHC= 645 PPM HEXANE	HOT TRANS	5.33	41.1	585.6	9.08	13.3
	ICO[ACT] = 7.2 %CO						
	ICO[SPEC]= N/A %CO	72 FTP	7.12	107.7	641.3	6.37	10.7
	INOX = N/A PPM						
		75 FTP	6.59	84.0	617.5	6.50	11.5
	OTHER TESTS:	NONE					
475	68 CADI FLEE 472	COLD TRANS	4.69	80.7	770.0	7.91	9.7
		COLD STAB	2.25	32.2	727.8	5.96	11.3
	IHC= 130 PPM HEXANE	HOT TRANS	3.20	24.7	664.4	8.54	12.4
	ICO[ACT] = 0.9 %CO						
	ICO[SPEC]= N/A %CO	72 FTP	3.42	55.4	748.0	6.89	10.5
	INOX = N/A PPM						
		75 FTP	3.01	40.1	719.2	7.07	11.2
	OTHER TESTS:	NONE					
476	68 CHEV MALI 307	COLD TRANS	6.54	78.0	591.8	5.24	12.1
		COLD STAB	5.42	44.6	518.2	3.41	14.7
	IHC= 729 PPM HEXANE	HOT TRANS	4.39	29.6	488.3	5.16	16.2
	ICO[ACT] = 6.6 %CO						
	ICO[SPEC]= N/A %CO	72 FTP	5.96	60.6	553.5	4.28	13.3
	INOX = N/A PPM						
		75 FTP	5.37	47.4	525.2	4.26	14.4
	OTHER TESTS:	NONE					
477	68 CHEV STAW 327	COLD TRANS	7.11	92.8	636.8	7.69	11.0
		COLD STAB	6.36	92.5	573.9	4.21	12.0
	IHC= 645 PPM HEXANE	HOT TRANS	7.11	82.7	537.6	7.31	12.9
	ICO[ACT] = 10.0 %CO						
	ICO[SPEC]= N/A %CO	72 FTP	6.72	92.7	604.0	5.88	11.5
	INOX = N/A PPM						
		75 FTP	6.72	89.9	576.9	5.77	12.0
	OTHER TESTS:	NONE					
478	68 CHEV IMPA 307	COLD TRANS	9.89	206.7	656.0	1.94	8.8
		COLD STAB	5.82	112.3	611.8	1.54	11.0
	IHC= 560 PPM HEXANE	HOT TRANS	5.62	120.2	567.2	2.06	11.5
	ICO[ACT] = 9.0 %CO						
	ICO[SPEC]= N/A %CO	72 FTP	7.77	157.5	633.0	1.73	9.8
	INOX = N/A PPM						
		75 FTP	6.60	133.9	608.8	1.77	10.6
	OTHER TESTS:	NONE					

LISTING OF FEDERAL TEST PROCEDURE RESULTS
ON INDIVIDUAL VEHICLES
CHICAGO

VEH NO.	YR	MAKE	MODL	CID	TEST TYPE	HC	CO	CO2	NOXC	MPG FUEL ECON
						-----GRAMS PER MILE-----				
479	68	DODG	DART	225	COLD TRANS	6.01	75.8	443.9	4.92	15.3
					COLD STAB	4.88	27.0	489.0	3.85	16.2
IHC= 196 PPM HEXANE					HOT TRANS	3.83	27.0	401.2	5.31	19.5
ICO[ACT] = 0.2 %CO										
ICO[SPEC]= N/A %CO					72 FTP	5.42	50.4	467.4	4.36	15.7
INOX = N/A PPM										
					75 FTP	4.83	37.0	455.8	4.47	16.8
OTHER TESTS:					NONE					
480	68	FORD	FAIR	289	COLD TRANS	6.29	64.9	480.2	6.20	14.7
					COLD STAB	7.08	104.9	401.8	3.40	15.1
IHC= 804 PPM HEXANE					HOT TRANS	4.64	41.0	336.2	4.94	21.4
ICO[ACT] = 9.7 %CO										
ICO[SPEC]= N/A %CO					72 FTP	6.70	85.7	439.3	4.74	14.9
INOX = N/A PPM										
					75 FTP	6.25	79.2	400.0	4.39	16.3
OTHER TESTS:					NONE					
481	68	FORD	STAW	390	COLD TRANS	7.02	135.2	656.2	4.16	10.0
					COLD STAB	4.48	79.5	637.0	2.85	11.4
IHC= 308 PPM HEXANE					HOT TRANS	4.48	53.4	547.8	5.69	13.7
ICO[ACT] = 5.9 %CO										
ICO[SPEC]= N/A %CO					72 FTP	5.69	106.1	646.2	3.48	10.7
INOX = N/A PPM										
					75 FTP	5.00	83.8	616.6	3.89	11.6
OTHER TESTS:					NONE					
482	68	FORD	STAW	390	COLD TRANS	6.10	83.3	627.9	7.39	11.4
					COLD STAB	3.30	30.9	586.9	4.68	13.7
IHC= 317 PPM HEXANE					HOT TRANS	3.15	16.9	544.2	8.13	15.3
ICO[ACT] = 3.1 %CO										
ICO[SPEC]= N/A %CO					72 FTP	4.64	55.9	606.5	5.98	12.5
INOX = N/A PPM										
					75 FTP	3.83	37.8	583.7	6.18	13.5
OTHER TESTS:					NONE					
483	68	OLDS	98	455	COLD TRANS	7.45	167.5	609.6	4.40	9.9
					COLD STAB	7.38	214.4	540.5	1.59	9.9
IHC= 747 PPM HEXANE					HOT TRANS	7.87	163.2	499.3	3.43	11.4
ICO[ACT] = 10.0 %CO										
ICO[SPEC]= N/A %CO					72 FTP	7.42	192.0	573.6	2.94	9.9
INOX = N/A PPM										
					75 FTP	7.53	190.8	543.5	2.67	10.2
OTHER TESTS:					NONE					

LISTING OF FEDERAL TEST PROCEDURE RESULTS
ON INDIVIDUAL VEHICLES
CHICAGO

VEH NO.	YR	MAKE	MODL	CID	TEST TYPE	HC	CO	CO2	NOXC	MPG FUEL ECON
						-----GRAMS PER MILE-----				
484	68	PLYM	STAW	383	COLD TRANS	13.61	277.3	523.2	1.52	8.9
					COLD STAB	5.71	126.0	533.3	1.80	11.8
IHC= 271 PPM HEXANE					HOT TRANS	6.24	151.6	468.8	1.86	12.2
ICO[ACT] = 6.6 %CO										
ICO[SPEC]= N/A %CO					72 FTP	9.49	198.4	528.5	1.67	10.2
INOX = N/A PPM										
					75 FTP	7.48	164.1	513.6	1.76	11.2
OTHER TESTS:					NONE					
485	68	PONT	TEMP	350	COLD TRANS	5.96	115.1	620.2	6.99	10.8
					COLD STAB	4.97	94.0	566.2	4.79	12.2
IHC= 430 PPM HEXANE					HOT TRANS	4.05	48.5	532.6	8.18	14.3
ICO[ACT] = 8.3 %CO										
ICO[SPEC]= N/A %CO					72 FTP	5.44	104.1	592.1	5.85	11.5
INOX = N/A PPM										
					75 FTP	4.92	85.9	568.2	6.17	12.3
OTHER TESTS:					NONE					
486	68	VOLK	TRAN	97	COLD TRANS	8.55	132.1	410.2	3.47	13.8
					COLD STAB	7.20	92.3	430.0	2.46	14.8
IHC= 953 PPM HEXANE					HOT TRANS	5.30	92.2	369.4	2.82	16.7
ICO[ACT] = 8.6 %CO										
ICO[SPEC]= N/A %CO					72 FTP	7.85	111.3	420.5	2.94	14.3
INOX = N/A PPM										
					75 FTP	6.96	100.5	409.4	2.76	15.1
OTHER TESTS:					NONE					
205	67	AMMO	STAW	199	COLD TRANS	10.10	75.3	385.7	7.61	16.6
					COLD STAB	10.91	85.0	346.5	4.19	17.2
IHC=1056 PPM HEXANE					HOT TRANS	8.32	56.0	337.3	6.72	19.6
ICO[ACT] = 10.0 %CO										
ICO[SPEC]= N/A %CO					72 FTP	10.52	80.3	365.3	5.83	16.9
INOX = N/A PPM										
					75 FTP	10.03	75.1	352.1	5.58	17.7
OTHER TESTS:					NONE					
206	67	BUIC	LESA	340	COLD TRANS	5.22	97.5	642.1	2.28	10.9
					COLD STAB	6.41	39.3	636.6	1.42	12.4
IHC= 934 PPM HEXANE					HOT TRANS	5.42	51.0	545.6	2.25	13.8
ICO[ACT] = 0.3 %CO										
ICO[SPEC]= N/A %CO					72 FTP	5.84	67.1	639.2	1.83	11.6
INOX = N/A PPM										
					75 FTP	5.89	54.5	612.9	1.83	12.4
OTHER TESTS:					NONE					

APPENDIX C,CONT'D

LISTING OF FEDERAL TEST PROCEDURE RESULTS
ON INDIVIDUAL VEHICLES
CHICAGO

VEH NO.	YR	MAKE	MODL	CID	TEST TYPE	HC	CO	CO2	NOXC	MPG FUEL ECON
						-----GRAMS PER MILE-----				
207	66	BUIC	ELEC	430	COLD TRANS	16.25	171.6	518.4	3.76	10.6
					COLD STAB	17.00	168.5	435.0	1.59	11.8
IHC=1963 PPM HEXANE					HOT TRANS	11.61	150.7	442.0	2.61	12.4
ICO[ACT] = 6.0 %CO										
ICO[SPEC]= N/A %CO					72 FTP	16.64	170.0	474.9	2.63	11.2
INOX = N/A PPM										
					75 FTP	15.37	164.3	454.1	2.32	11.7
OTHER TESTS:					NONE					
208	67	CHEV	CAMA	327	COLD TRANS	22.49	203.6	460.5	1.65	10.4
					COLD STAB	9.25	179.2	421.8	0.58	12.1
IHC=2000 PPM HEXANE					HOT TRANS	6.93	116.8	428.3	1.71	14.0
ICO[ACT] = 10.0 %CO										
ICO[SPEC]= N/A %CO					72 FTP	15.59	190.8	440.3	1.09	11.2
INOX = N/A PPM										
					75 FTP	11.34	167.2	431.5	1.11	12.2
OTHER TESTS:					NONE					
209	67	CHEV	CHEL	283	COLD TRANS	9.02	121.7	472.3	3.50	12.8
					COLD STAB	7.21	93.8	421.0	1.77	15.0
IHC= 747 PPM HEXANE					HOT TRANS	6.07	67.2	413.4	3.61	16.5
ICO[ACT] = 7.0 %CO										
ICO[SPEC]= N/A %CO					72 FTP	8.08	107.2	445.6	2.60	13.9
INOX = N/A PPM										
					75 FTP	7.27	92.3	429.5	2.63	14.9
OTHER TESTS:					NONE					
210	65	CHEV	IMPA	283	COLD TRANS	9.74	143.9	445.1	2.99	12.6
					COLD STAB	6.54	101.5	406.9	1.68	15.1
IHC= 869 PPM HEXANE					HOT TRANS	6.89	99.4	382.1	3.01	15.8
ICO[ACT] = 5.1 %CO										
ICO[SPEC]= N/A %CO					72 FTP	8.07	121.8	425.2	2.31	13.8
INOX = N/A PPM										
					75 FTP	7.29	109.7	408.0	2.31	14.7
OTHER TESTS:					NONE					
211	67	CHEV	IMPA	283	COLD TRANS	7.91	111.7	460.9	3.52	13.4
					COLD STAB	7.19	128.6	393.0	1.27	14.4
IHC= 205 PPM HEXANE					HOT TRANS	6.15	94.0	381.7	2.96	16.2
ICO[ACT] = 8.0 %CO										
ICO[SPEC]= N/A %CO					72 FTP	7.53	120.5	425.5	2.35	13.9
INOX = N/A PPM										
					75 FTP	7.05	115.7	403.9	2.20	14.6
OTHER TESTS:					NONE					

LISTING OF FEDERAL TEST PROCEDURE RESULTS
ON INDIVIDUAL VEHICLES
CHICAGO

VEH NO.	YR MAKE MODL CID	TEST TYPE	HC	CO	CO2	NOXC	MPG FUEL ECON
			-----GRAMS PER MILE-----				
212	67 CHEV CAPR 327	COLD TRANS	9.04	119.1	494.6	3.33	12.5
		COLD STAB	5.31	49.7	482.8	2.16	15.4
	IHC= 420 PPM HEXANE	HOT TRANS	5.39	56.3	449.6	4.12	16.0
	ICO[ACT] = 0.2 %CO						
	ICO[SPEC]= N/A %CO	72 FTP	7.09	82.9	488.4	2.72	13.8
	INOX = N/A PPM						
		75 FTP	6.10	65.8	476.2	2.93	14.8
	OTHER TESTS:	NONE					
213	67 CHEV IMPA 283	COLD TRANS	17.61	168.7	491.0	3.79	10.9
		COLD STAB	21.29	162.2	404.4	2.07	12.2
	IHC= 243 PPM HEXANE	HOT TRANS	12.62	85.9	349.4	3.70	16.9
	ICO[ACT] = 1.3 %CO						
	ICO[SPEC]= N/A %CO	72 FTP	19.53	165.3	445.9	2.89	11.6
	INOX = N/A PPM						
		75 FTP	18.17	142.7	407.2	2.86	12.9
	OTHER TESTS:	NONE					
214	66 CHRY NEWP 383	COLD TRANS	4.55	33.8	571.6	6.78	13.9
		COLD STAB	4.02	28.8	512.3	4.41	15.6
	IHC= 383 PPM HEXANE	HOT TRANS	3.30	20.7	476.5	6.32	17.1
	ICO[ACT] = 4.0 %CO						
	ICO[SPEC]= N/A %CO	72 FTP	4.28	31.2	540.7	5.54	14.7
	INOX = N/A PPM						
		75 FTP	3.93	27.6	514.7	5.42	15.6
	OTHER TESTS:	NONE					
215	66 DODG DART 225	COLD TRANS	13.68	170.8	442.6	3.45	11.8
		COLD STAB	4.50	109.1	479.7	1.87	13.3
	IHC= 542 PPM HEXANE	HOT TRANS	3.47	62.6	439.3	3.57	16.2
	ICO[ACT] = 5.2 %CO						
	ICO[SPEC]= N/A %CO	72 FTP	8.90	138.7	461.9	2.63	12.5
	INOX = N/A PPM						
		75 FTP	6.11	109.1	461.0	2.66	13.6
	OTHER TESTS:	NONE					
216	66 FORD MUST 200	COLD TRANS	5.61	103.7	369.6	4.24	16.1
		COLD STAB	5.23	69.5	324.9	3.36	19.7
	IHC= 579 PPM HEXANE	HOT TRANS	4.08	33.4	337.3	6.01	22.0
	ICO[ACT] = 8.6 %CO						
	ICO[SPEC]= N/A %CO	72 FTP	5.41	85.8	346.3	3.78	17.8
	INOX = N/A PPM						
		75 FTP	5.00	66.7	337.5	4.26	19.4
	OTHER TESTS:	NONE					

LISTING OF FEDERAL TEST PROCEDURE RESULTS
ON INDIVIDUAL VEHICLES
CHICAGO

VEH NO.	YR	MAKE	MODL	CID	TEST TYPE	HC	CO	CO2	NOXC	MPG FUEL ECON
						-----GRAMS PER MILE-----				
217	66	FORD	MUST	289	COLD TRANS	6.44	81.4	475.4	6.37	14.2
					COLD STAB	5.10	69.2	431.3	3.80	16.0
IHC= 439 PPM HEXANE					HOT TRANS	4.10	28.9	425.9	6.90	18.3
ICO[ACT] = 4.0 %CO										
ICO[SPEC]= N/A %CO					72 FTP	5.74	75.0	452.4	5.03	15.1
INOX = N/A PPM										
					75 FTP	5.11	60.7	438.9	5.18	16.1
OTHER TESTS:					NONE					
218	65	FORD	FAIR	289	COLD TRANS	14.06	152.3	407.7	2.10	12.8
					COLD STAB	21.16	195.0	352.8	0.98	12.2
IHC=2000 PPM HEXANE					HOT TRANS	12.96	119.5	348.1	2.08	15.4
ICO[ACT] = 10.0 %CO										
ICO[SPEC]= N/A %CO					72 FTP	17.76	174.6	379.1	1.52	12.5
INOX = N/A PPM										
					75 FTP	17.46	165.6	362.8	1.51	13.1
OTHER TESTS:					NONE					
219	66	FORD	GALA	352	COLD TRANS	8.32	125.1	546.0	5.32	11.5
					COLD STAB	6.11	71.8	517.9	4.36	13.7
IHC= 411 PPM HEXANE					HOT TRANS	5.26	42.2	497.0	6.93	15.3
ICO[ACT] = 1.6 %CO										
ICO[SPEC]= N/A %CO					72 FTP	7.17	97.3	531.3	4.82	12.6
INOX = N/A PPM										
					75 FTP	6.33	74.7	518.0	5.26	13.5
OTHER TESTS:					NONE					
220	65	FORD	THUN	390	COLD TRANS	9.94	187.5	673.0	2.48	8.9
					COLD STAB	7.42	181.2	619.6	1.69	9.6
IHC= 523 PPM HEXANE					HOT TRANS	11.28	196.4	547.0	1.69	10.0
ICO[ACT] = 9.0 %CO										
ICO[SPEC]= N/A %CO					72 FTP	8.63	184.2	645.2	2.07	9.2
INOX = N/A PPM										
					75 FTP	8.99	186.6	610.8	1.85	9.5
OTHER TESTS:					NONE					
221	67	FORD	LTD	390	COLD TRANS	4.58	36.9	497.6	5.58	15.6
					COLD STAB	4.84	33.5	467.7	3.24	16.6
IHC= 682 PPM HEXANE					HOT TRANS	3.86	21.8	429.1	5.74	18.7
ICO[ACT] = 3.8 %CO										
ICO[SPEC]= N/A %CO					72 FTP	4.71	35.1	482.0	4.36	16.1
INOX = N/A PPM										
					75 FTP	4.52	31.0	463.3	4.40	16.9
OTHER TESTS:					NONE					

LISTING OF FEDERAL TEST PROCEDURE RESULTS
ON INDIVIDUAL VEHICLES
CHICAGO

VEH NO.	YR	MAKE	MODL	CID	TEST TYPE	HC	CO	CO2	NOXC	MPG FUEL ECON
						-----GRAMS PER MILE-----				
222	67	MERC	COUG	289	COLD TRANS	5.96	74.0	554.7	4.54	12.9
					COLD STAB	4.87	61.0	516.1	2.87	14.1
IHC= 373 PPM HEXANE					HOT TRANS	4.38	34.0	483.8	5.06	16.1
ICO[ACT] = 3.8 %CO										
ICO[SPEC]= N/A %CO					72 FTP	5.39	67.2	534.6	3.67	13.5
INOX = N/A PPM										
					75 FTP	4.96	56.3	515.2	3.81	14.3
OTHER TESTS:					NONE					
223	67	OLDS	CUTL	330	COLD TRANS	3.78	48.9	598.8	3.97	12.9
					COLD STAB	2.90	15.5	566.0	2.24	14.8
IHC= 246 PPM HEXANE					HOT TRANS	3.16	29.1	498.6	3.30	16.0
ICO[ACT] = 0.9 %CO										
ICO[SPEC]= N/A %CO					72 FTP	3.32	31.5	581.7	3.06	13.8
INOX = N/A PPM										
					75 FTP	3.15	26.1	554.3	2.88	14.7
OTHER TESTS:					NONE					
224	66	OLDS	98	425	COLD TRANS	95.58	194.1	557.3	3.89	7.6
					COLD STAB	70.88	118.5	480.3	2.01	10.0
IHC=2000 PPM HEXANE					HOT TRANS	65.77	97.4	479.5	4.42	10.6
ICO[ACT] = 1.5 %CO										
ICO[SPEC]= N/A %CO					72 FTP	82.71	154.7	517.1	2.91	8.7
INOX = N/A PPM										
					75 FTP	74.57	128.3	495.9	3.06	9.5
OTHER TESTS:					NONE					
225	65	PLYM	FURY	318	COLD TRANS	7.35	149.9	481.9	3.49	12.0
					COLD STAB	5.14	108.7	457.0	3.42	13.8
IHC= 439 PPM HEXANE					HOT TRANS	4.71	61.4	448.3	6.96	15.9
ICO[ACT] = 8.5 %CO										
ICO[SPEC]= N/A %CO					72 FTP	6.20	128.4	468.9	3.45	12.9
INOX = N/A PPM										
					75 FTP	5.48	104.3	459.8	4.40	13.8
OTHER TESTS:					NONE					
226	65	PLYM	FURY	318	COLD TRANS	5.46	70.8	483.6	5.46	14.5
					COLD STAB	4.00	25.9	417.3	5.48	18.9
IHC= 448 PPM HEXANE					HOT TRANS	3.49	23.1	404.5	6.04	19.6
ICO[ACT] = 2.6 %CO										
ICO[SPEC]= N/A %CO					72 FTP	4.70	47.4	449.0	5.47	16.5
INOX = N/A PPM										
					75 FTP	4.16	34.4	427.4	5.63	17.9
OTHER TESTS:					NONE					

LISTING OF FEDERAL TEST PROCEDURE RESULTS
ON INDIVIDUAL VEHICLES
CHICAGO

VEH NO.	YR	MAKE	MODL	CID	TEST TYPE	HC	CO	CO2	NOXC	MPG FUEL ECON
						-----GRAMS PER MILE-----				
227	67	PONT	LEMA	326	COLD TRANS	7.57	94.6	520.3	4.04	12.8
					COLD STAB	3.23	48.6	488.0	2.69	15.4
IHC= 719 PPM HEXANE					HOT TRANS	6.41	76.5	432.8	3.20	15.5
ICO[ACT] = 1.4 %CO										
ICO[SPEC]= N/A %CO					72 FTP	5.30	70.6	503.5	3.34	14.1
INOX = N/A PPM										
					75 FTP	4.99	65.7	479.6	3.11	14.8
OTHER TESTS:					NONE					
228	65	PONT	BONN	389	COLD TRANS	25.45	174.3	498.1	2.88	10.4
					COLD STAB	10.12	122.8	479.0	2.27	12.6
IHC=1271 PPM HEXANE					HOT TRANS	7.96	109.2	442.7	2.92	13.9
ICO[ACT] = 9.1 %CO										
ICO[SPEC]= N/A %CO					72 FTP	17.46	147.4	488.1	2.56	11.4
INOX = N/A PPM										
					75 FTP	12.69	129.7	473.0	2.57	12.4
OTHER TESTS:					NONE					
229	66	VOLK	SEDA	78	COLD TRANS	8.04	81.3	237.9	3.11	22.7
					COLD STAB	6.93	65.0	230.8	1.66	25.0
IHC=2000 PPM HEXANE					HOT TRANS	5.29	57.8	211.6	2.46	27.8
ICO[ACT] = 5.0 %CO										
ICO[SPEC]= N/A %CO					72 FTP	7.46	72.8	234.2	2.35	23.8
INOX = N/A PPM										
					75 FTP	6.71	66.4	227.0	2.17	25.2
OTHER TESTS:					NONE					
230	66	VOLK	TRAN	91	COLD TRANS	5.09	62.6	343.6	5.29	19.4
					COLD STAB	4.14	26.0	369.3	3.89	21.0
IHC= 373 PPM HEXANE					HOT TRANS	3.44	31.9	309.6	4.80	23.9
ICO[ACT] = 7.6 %CO										
ICO[SPEC]= N/A %CO					72 FTP	4.59	43.5	357.0	4.56	20.2
INOX = N/A PPM										
					75 FTP	4.15	35.1	347.7	4.43	21.3
OTHER TESTS:					NONE					
487	67	AMMO	STAW	232	COLD TRANS	4.12	57.7	442.3	7.54	16.3
					COLD STAB	3.17	41.9	359.0	5.17	20.4
IHC= 523 PPM HEXANE					HOT TRANS	3.11	33.1	365.9	6.79	20.7
ICO[ACT] = 10.0 %CO										
ICO[SPEC]= N/A %CO					72 FTP	3.62	49.5	398.9	6.30	18.2
INOX = N/A PPM										
					75 FTP	3.35	42.8	378.0	6.10	19.5
OTHER TESTS:					NONE					

LISTING OF FEDERAL TEST PROCEDURE RESULTS
ON INDIVIDUAL VEHICLES
CHICAGO

VEH NO.	YR MAKE MODL CID	TEST TYPE	HC	CO	CO2	NOXC	MPG FUEL ECON
			-----GRAMS PER MILE-----				
488	67 AMMO REBE 290	COLD TRANS	9.95	115.4	498.0	4.01	12.5
		COLD STAB	9.92	33.1	504.5	4.08	15.1
	IHC=1112 PPM HEXANE	HOT TRANS	6.55	41.9	460.5	5.58	16.2
	ICO[ACT] = 1.8 %CO						
	ICO[SPEC]= N/A %CO	72 FTP	9.94	72.5	501.4	4.05	13.7
	INOX = N/A PPM						
		75 FTP	9.01	52.4	491.1	4.48	14.7
	OTHER TESTS:	NONE					
489	67 BUIC ELEC 430	COLD TRANS	9.53	242.2	604.5	2.03	8.7
		COLD STAB	7.69	170.8	555.6	1.02	10.5
	IHC= 458 PPM HEXANE	HOT TRANS	5.85	121.0	505.8	1.83	12.4
	ICO[ACT] = 9.2 %CO						
	ICO[SPEC]= N/A %CO	72 FTP	8.57	205.0	579.0	1.50	9.6
	INOX = N/A PPM						
		75 FTP	7.57	171.9	552.1	1.45	10.5
	OTHER TESTS:	NONE					
490	66 CADI FLEE 429	COLD TRANS	11.01	288.4	516.4	1.62	8.8
		COLD STAB	8.57	167.8	522.1	2.78	10.9
	IHC=1458 PPM HEXANE	HOT TRANS	6.97	114.5	500.4	4.58	12.6
	ICO[ACT] = 7.6 %CO						
	ICO[SPEC]= N/A %CO	72 FTP	9.74	225.6	519.4	2.22	9.8
	INOX = N/A PPM						
		75 FTP	8.63	178.1	515.0	3.03	10.8
	OTHER TESTS:	NONE					
491	66 CHEV NOVA 283	COLD TRANS	12.63	145.0	368.1	2.33	14.0
		COLD STAB	11.02	103.9	304.1	1.10	17.7
	IHC=1346 PPM HEXANE	HOT TRANS	7.83	74.0	321.0	2.89	19.2
	ICO[ACT] = 4.3 %CO						
	ICO[SPEC]= N/A %CO	72 FTP	11.79	123.6	334.7	1.69	15.7
	INOX = N/A PPM						
		75 FTP	10.48	104.2	321.9	1.84	17.1
	OTHER TESTS:	NONE					
492	67 CHEV MALI 283	COLD TRANS	6.58	77.0	447.8	4.53	15.1
		COLD STAB	5.96	69.4	385.9	1.89	17.3
	IHC= 738 PPM HEXANE	HOT TRANS	5.58	73.9	367.8	3.17	17.7
	ICO[ACT] = 2.2 %CO						
	ICO[SPEC]= N/A %CO	72 FTP	6.26	73.0	415.5	3.15	16.1
	INOX = N/A PPM						
		75 FTP	5.98	72.2	393.7	2.78	16.9
	OTHER TESTS:	NONE					

APPENDIX C,CONT'D

LISTING OF FEDERAL TEST PROCEDURE RESULTS
ON INDIVIDUAL VEHICLES
CHICAGO

VEH NO.	YR MAKE MODL CID	TEST TYPE	HC	CO	CO2	NOXC	MPG FUEL ECON
			-----GRAMS PER MILE-----				
493	67 CHEV BELA 283	COLD TRANS	9.00	130.3	449.0	2.79	13.0
		COLD STAB	6.07	59.1	416.3	2.33	16.8
	IHC= 747 PPM HEXANE	HOT TRANS	6.16	76.7	396.2	3.03	16.6
	ICO[ACT] = 3.1 %CO						
	ICO[SPEC]= N/A %CO	72 FTP	7.47	93.2	432.0	2.55	14.7
	INOX = N/A PPM						
		75 FTP	6.70	78.6	417.6	2.62	15.8
	OTHER TESTS:	NONE					
494	67 CHEV STAW 283	COLD TRANS	13.35	158.8	512.0	4.03	11.0
		COLD STAB	8.89	128.0	449.3	1.85	13.1
	IHC= 691 PPM HEXANE	HOT TRANS	7.39	99.4	455.3	3.89	14.0
	ICO[ACT] = 6.6 %CO						
	ICO[SPEC]= N/A %CO	72 FTP	11.02	142.8	479.3	2.90	12.0
	INOX = N/A PPM						
		75 FTP	9.40	126.6	463.8	2.86	12.8
	OTHER TESTS:	NONE					
495	67 CHEV STAW 327	COLD TRANS	7.13	113.0	539.2	4.13	12.0
		COLD STAB	8.77	130.8	452.2	1.88	12.9
	IHC= 766 PPM HEXANE	HOT TRANS	6.47	93.0	451.8	4.03	14.3
	ICO[ACT] = 8.7 %CO						
	ICO[SPEC]= N/A %CO	72 FTP	7.98	122.3	493.8	2.96	12.5
	INOX = N/A PPM						
		75 FTP	7.80	116.8	470.0	2.93	13.1
	OTHER TESTS:	NONE					
496	66 CHEV STAW 327	COLD TRANS	9.88	180.5	431.4	1.46	11.9
		COLD STAB	8.58	166.8	420.8	0.80	12.5
	IHC= 504 PPM HEXANE	HOT TRANS	10.01	177.1	378.0	1.12	12.9
	ICO[ACT] = 6.1 %CO						
	ICO[SPEC]= N/A %CO	72 FTP	9.20	173.4	425.9	1.11	12.2
	INOX = N/A PPM						
		75 FTP	9.24	172.4	411.3	1.02	12.5
	OTHER TESTS:	NONE					
497	67 DODG CORO 318	COLD TRANS	10.22	167.9	441.2	2.80	12.0
		COLD STAB	8.02	127.2	387.1	1.91	14.5
	IHC= 439 PPM HEXANE	HOT TRANS	6.28	99.1	380.9	3.13	15.9
	ICO[ACT] = 4.6 %CO						
	ICO[SPEC]= N/A %CO	72 FTP	9.08	146.6	413.0	2.33	13.2
	INOX = N/A PPM						
		75 FTP	8.00	127.9	396.5	2.42	14.2
	OTHER TESTS:	NONE					

LISTING OF FEDERAL TEST PROCEDURE RESULTS
ON INDIVIDUAL VEHICLES
CHICAGO

VEH NO.	YR	MAKE	MODL	CID	TEST TYPE	HC	CO	CO2	NOXC	MPG FUEL ECON
						-----GRAMS PER MILE-----				
498	66	DODG	MONA	383	COLD TRANS	16.79	307.2	572.0	2.65	8.0
					COLD STAB	8.18	98.3	516.9	6.05	12.7
IHC= 860 PPM HEXANE					HOT TRANS	6.97	49.2	528.2	9.44	14.1
ICO[ACT] = 9.4 %CO										
ICO[SPEC]= N/A %CO					72 FTP	12.30	198.3	543.3	4.42	9.9
INOX = N/A PPM										
					75 FTP	9.62	127.9	531.3	6.27	11.6
OTHER TESTS:					NONE					
499	66	FORD	MUST	200	COLD TRANS	6.29	123.5	334.5	3.83	16.2
					COLD STAB	7.01	43.0	322.2	4.03	21.5
IHC=1327 PPM HEXANE					HOT TRANS	4.87	29.7	311.6	6.12	23.8
ICO[ACT] = 3.2 %CO										
ICO[SPEC]= N/A %CO					72 FTP	6.67	81.5	328.1	3.93	18.6
INOX = N/A PPM										
					75 FTP	6.28	55.9	321.9	4.56	20.7
OTHER TESTS:					NONE					
500	67	FORD	MUST	289	COLD TRANS	6.97	80.9	413.6	2.71	15.8
					COLD STAB	6.47	111.1	399.7	1.20	14.9
IHC= 504 PPM HEXANE					HOT TRANS	5.41	70.7	360.3	2.48	18.2
ICO[ACT] = 7.2 %CO										
ICO[SPEC]= N/A %CO					72 FTP	6.71	96.6	406.4	1.92	15.3
INOX = N/A PPM										
					75 FTP	6.28	93.9	391.8	1.86	15.9
OTHER TESTS:					NONE					
501	66	FORD	STAW	289	COLD TRANS	11.83	163.9	541.5	4.93	10.6
					COLD STAB	6.96	78.0	513.1	4.78	13.5
IHC= 729 PPM HEXANE					HOT TRANS	5.98	48.8	510.1	7.64	14.7
ICO[ACT] = 10.0 %CO										
ICO[SPEC]= N/A %CO					72 FTP	9.29	119.1	526.7	4.85	11.9
INOX = N/A PPM										
					75 FTP	7.70	87.7	518.1	5.59	13.0
OTHER TESTS:					NONE					
502	66	FORD	LTD	352	COLD TRANS	5.25	53.7	583.3	10.12	13.0
					COLD STAB	4.69	70.7	521.2	6.22	13.7
IHC= 402 PPM HEXANE					HOT TRANS	4.10	38.9	496.5	10.35	15.6
ICO[ACT] = 6.0 %CO										
ICO[SPEC]= N/A %CO					72 FTP	4.96	62.6	551.0	8.09	13.3
INOX = N/A PPM										
					75 FTP	4.65	58.5	527.3	8.15	14.0
OTHER TESTS:					NONE					

LISTING OF FEDERAL TEST PROCEDURE RESULTS
ON INDIVIDUAL VEHICLES
CHICAGO

VEH NO.	YR	MAKE	MODL	CID	TEST TYPE	HC	CO	CO2	NOXC	MPG FUEL ECON
						-----GRAMS PER MILE-----				
503	65	FORD	STAW	390	COLD TRANS	14.21	181.2	777.1	2.75	8.0
					COLD STAB	12.57	47.9	833.1	2.60	9.4
IHC=1308 PPM HEXANE					HOT TRANS	9.82	34.4	718.9	3.89	11.0
ICO[ACT] = 2.4 %CO										
ICO[SPEC]= N/A %CO					72 FTP	13.35	111.7	806.3	2.67	8.7
INOX = N/A PPM										
					75 FTP	12.16	71.6	790.4	2.98	9.4
OTHER TESTS:					NONE					
504	67	LINC	CONT	462	COLD TRANS	11.68	217.6	653.1	2.85	8.6
					COLD STAB	9.51	153.1	586.2	2.00	10.4
IHC= 897 PPM HEXANE					HOT TRANS	8.31	140.4	554.1	2.45	11.1
ICO[ACT] = 10.0 %CO										
ICO[SPEC]= N/A %CO					72 FTP	10.55	184.0	618.3	2.41	9.4
INOX = N/A PPM										
					75 FTP	9.63	162.9	591.3	2.30	10.1
OTHER TESTS:					NONE					
505	65	OLDS	88	425	COLD TRANS	12.03	139.6	632.7	3.27	10.0
					COLD STAB	16.31	208.8	523.7	1.14	9.8
IHC= 934 PPM HEXANE					HOT TRANS	11.21	138.8	502.5	2.27	11.7
ICO[ACT] = 10.0 %CO										
ICO[SPEC]= N/A %CO					72 FTP	14.26	175.6	575.9	2.16	9.9
INOX = N/A PPM										
					75 FTP	14.04	175.4	540.3	1.89	10.3
OTHER TESTS:					NONE					
506	65	PLYM	BARA	273	COLD TRANS	6.69	62.5	493.9	9.09	14.5
					COLD STAB	7.41	61.7	428.2	7.24	16.2
IHC=1252 PPM HEXANE					HOT TRANS	4.88	27.0	430.5	9.77	18.2
ICO[ACT] = 10.0 %CO										
ICO[SPEC]= N/A %CO					72 FTP	7.07	62.1	459.6	8.13	15.3
INOX = N/A PPM										
					75 FTP	6.57	52.4	442.3	8.31	16.3
OTHER TESTS:					NONE					
507	66	PLYM	VIP	383	COLD TRANS	10.47	252.1	499.7	1.84	9.6
					COLD STAB	5.43	47.7	577.7	5.15	13.2
IHC= 430 PPM HEXANE					HOT TRANS	3.87	28.7	528.8	6.64	15.1
ICO[ACT] = 6.6 %CO										
ICO[SPEC]= N/A %CO					72 FTP	7.84	145.6	540.3	3.57	11.2
INOX = N/A PPM										
					75 FTP	6.04	84.6	548.3	4.88	12.7
OTHER TESTS:					NONE					

LISTING OF FEDERAL TEST PROCEDURE RESULTS
ON INDIVIDUAL VEHICLES
CHICAGO

VEH NO.	YR	MAKE	MODL	CID	TEST TYPE	HC	CO	CO2	NOXC	MPG FUEL ECON
						-----GRAMS PER MILE-----				
508	65	PONT	LEMA	326	COLD TRANS	9.69	150.3	476.3	2.35	11.9
					COLD STAB	7.31	124.4	426.4	1.23	13.8
IHC= 701 PPM HEXANE					HOT TRANS	6.13	102.5	405.5	2.02	15.1
ICO[ACT] = 6.0 %CO										
ICO[SPEC]= N/A %CO					72 FTP	8.45	136.8	450.3	1.77	12.8
INOX = N/A PPM										
					75 FTP	7.47	123.7	430.9	1.68	13.7
OTHER TESTS:					NONE					
509	65	PONT	GRNP	389	COLD TRANS	6.63	125.3	582.5	5.85	11.1
					COLD STAB	5.67	78.4	520.4	3.22	13.4
IHC= 570 PPM HEXANE					HOT TRANS	4.70	73.7	489.8	4.78	14.3
ICO[ACT] = 4.0 %CO										
ICO[SPEC]= N/A %CO					72 FTP	6.13	100.8	550.1	4.48	12.2
INOX = N/A PPM										
					75 FTP	5.60	86.8	524.9	4.19	13.1
OTHER TESTS:					NONE					
510	66	PONT	BONN	389	COLD TRANS	12.60	240.8	511.1	1.59	9.5
					COLD STAB	11.31	209.8	444.3	0.67	11.0
IHC= 953 PPM HEXANE					HOT TRANS	8.49	192.0	415.1	1.12	11.9
ICO[ACT] = 9.6 %CO										
ICO[SPEC]= N/A %CO					72 FTP	11.93	224.6	476.3	1.11	10.2
INOX = N/A PPM										
					75 FTP	10.81	211.3	450.1	0.98	10.9
OTHER TESTS:					NONE					

APPENDIX C

LISTING OF FEDERAL TEST PROCEDURE RESULTS
ON INDIVIDUAL VEHICLES
HOUSTON

VEH NO.	YR MAKE MODL CID	TEST TYPE	HC	CO	CO2	NOXC	MPG FUEL ECON
			-----GRAMS PER MILE-----				
001	75 CHEV TRUC 350	COLD TRANS	2.68	37.2	750.7	3.82	10.9
		COLD STAB	0.51	3.9	777.5	1.38	11.3
	IHC= 19 PPM HEXANE	HOT TRANS	0.59	3.8	656.9	2.98	13.3
	ICO[ACT] = 0.0 %CO						
	ICO[SPEC]= N/A %CO	72 FTP	1.55	19.8	764.7	2.55	11.1
	INOX = 116 PPM						
		75 FTP	0.98	10.7	739.1	2.32	11.7
	OTHER TESTS:	HFET MODAL KEYMODE					
002	75 CHEV TRUC 350	COLD TRANS	2.03	52.4	879.2	2.79	9.2
		COLD STAB	1.15	62.4	868.2	1.13	9.2
	IHC= 123 PPM HEXANE	HOT TRANS	0.73	25.8	791.8	2.18	10.6
	ICO[ACT] = 3.4 %CO						
	ICO[SPEC]= N/A %CO	72 FTP	1.57	57.6	873.5	1.92	9.2
	INOX = 86 PPM						
		75 FTP	1.22	50.3	849.6	1.76	9.5
	OTHER TESTS:	HFET MODAL KEYMODE LOADED					
003	75 CHEV TRUC 350	COLD TRANS	2.86	48.8	745.8	2.60	10.7
		COLD STAB	1.89	54.0	710.3	0.91	11.1
	IHC= 190 PPM HEXANE	HOT TRANS	1.44	27.7	661.9	2.13	12.5
	ICO[ACT] = 3.5 %CO						
	ICO[SPEC]= N/A %CO	72 FTP	2.35	51.5	727.3	1.72	10.9
	INOX = 61 PPM						
		75 FTP	1.97	45.8	704.4	1.59	11.3
	OTHER TESTS:	HFET MODAL KEYMODE					
004	75 CHEV TRUC 350	COLD TRANS	2.79	45.9	700.0	6.16	11.4
		COLD STAB	2.26	41.7	677.7	1.93	11.8
	IHC= 160 PPM HEXANE	HOT TRANS	1.55	18.0	638.0	4.76	13.2
	ICO[ACT] = 1.6 %CO						
	ICO[SPEC]= N/A %CO	72 FTP	2.52	43.7	688.4	3.96	11.6
	INOX = 250 PPM						
		75 FTP	2.18	36.1	671.5	3.57	12.1
	OTHER TESTS:	HFET MODAL KEYMODE					
005	75 DODG TRUC 318	COLD TRANS	5.76	117.5	667.8	2.62	10.2
		COLD STAB	1.45	39.9	697.3	1.20	11.6
	IHC= 122 PPM HEXANE	HOT TRANS	1.76	36.6	610.2	2.56	13.2
	ICO[ACT] = 2.5 %CO						
	ICO[SPEC]= 0.3 %CO	72 FTP	3.51	77.0	683.2	1.88	10.9
	INOX = 47 PPM						
		75 FTP	2.42	55.0	667.5	1.87	11.7
	OTHER TESTS:	HFET MODAL KEYMODE LOADED					

LISTING OF FEDERAL TEST PROCEDURE RESULTS
ON INDIVIDUAL VEHICLES
HOUSTON

VEH NO.	YR	MAKE	MODL	CID	TEST TYPE	HC (GRAMS PER MILE)	CO (GRAMS PER MILE)	CO2 (GRAMS PER MILE)	NOXC (GRAMS PER MILE)	MPG FUEL ECON
006	75	FORD	TRUC	300	COLD TRANS	0.46	5.7	498.7	2.25	17.4
					COLD STAB	0.32	0.2	484.5	1.35	18.3
IHC= 35 PPM HEXANE					HOT TRANS	0.85	0.7	437.1	1.54	20.1
ICO[ACT] = 0.1 %CO										
ICO[SPEC]= N/A %CO					72 FTP	0.39	2.8	491.3	1.78	17.9
INOX = 58 PPM										
					75 FTP	0.49	1.5	474.5	1.58	18.6
OTHER TESTS:					HFET MODAL KEYMODE					
007	75	FORD	TRUC	302	COLD TRANS	0.96	9.6	724.3	3.77	12.0
					COLD STAB	0.37	1.0	729.2	2.68	12.1
IHC= 25 PPM HEXANE					HOT TRANS	0.55	2.6	642.0	3.55	13.7
ICO[ACT] = 0.0 %CO										
ICO[SPEC]= N/A %CO					72 FTP	0.65	5.1	726.8	3.20	12.0
INOX = 167 PPM										
					75 FTP	0.54	3.2	704.4	3.14	12.5
OTHER TESTS:					HFET MODAL KEYMODE					
008	75	FORD	TRUC	360	COLD TRANS	1.80	21.2	833.5	2.66	10.2
					COLD STAB	1.14	12.4	834.9	1.31	10.3
IHC= 51 PPM HEXANE					HOT TRANS	1.47	6.7	717.1	1.99	12.1
ICO[ACT] = 0.1 %CO										
ICO[SPEC]= N/A %CO					72 FTP	1.46	16.6	834.3	1.96	10.3
INOX = 91 PPM										
					75 FTP	1.37	12.7	802.5	1.78	10.7
OTHER TESTS:					HFET MODAL KEYMODE LOADED					
009	75	FORD	TRUC	360	COLD TRANS	1.81	39.3	993.6	2.19	8.4
					COLD STAB	2.77	9.1	1054.7	1.25	8.2
IHC= 310 PPM HEXANE					HOT TRANS	2.61	9.3	875.4	1.41	9.9
ICO[ACT] = 0.1 %CO										
ICO[SPEC]= N/A %CO					72 FTP	2.31	23.6	1025.4	1.70	8.3
INOX = 116 PPM										
					75 FTP	2.53	15.4	993.2	1.48	8.7
OTHER TESTS:					HFET MODAL KEYMODE					
010	75	GMC	TRUC	350	COLD TRANS	1.60	14.8	757.0	2.84	11.3
					COLD STAB	0.54	0.0	768.6	1.51	11.5
IHC= 20 PPM HEXANE					HOT TRANS	1.16	0.8	658.8	2.34	13.4
ICO[ACT] = 0.0 %CO										
ICO[SPEC]= N/A %CO					72 FTP	1.04	7.1	763.0	2.15	11.4
INOX = 73 PPM										
					75 FTP	0.92	3.3	736.2	2.01	11.9
OTHER TESTS:					HFET MODAL KEYMODE					

LISTING OF FEDERAL TEST PROCEDURE RESULTS
ON INDIVIDUAL VEHICLES
HOUSTON

VEH NO.	YR	MAKE	MODL	CID	TEST TYPE	HC	CO	CO2	NOXC	MPG FUEL ECON
						-----GRAMS PER MILE-----				
011	75	AMMO	HORN	258	COLD TRANS	1.87	49.8	586.7	2.63	13.2
					COLD STAB	1.12	6.1	564.9	3.07	15.4
IHC= 35 PPM HEXANE					HOT TRANS	1.12	7.2	532.2	2.73	16.2
ICO[ACT] = 0.1 %CO										
ICO[SPEC]= 1.0 %CO					72 FTP	1.48	27.0	575.3	2.86	14.3
INOX = 96 PPM										
					75 FTP	1.27	15.4	560.5	2.89	15.1
OTHER TESTS:					HFET MODAL KEYMODE LO/HI SC/3M					
012	75	BUIC	CENT	350	COLD TRANS	1.70	26.8	726.7	4.23	11.5
					COLD STAB	0.19	3.2	746.1	1.77	11.8
IHC= 150 PPM HEXANE					HOT TRANS	1.68	4.9	613.9	2.98	14.2
ICO[ACT] = 0.0 %CO										
ICO[SPEC]= N/A %CO					72 FTP	0.91	14.5	736.8	2.95	11.6
INOX = 157 PPM										
					75 FTP	0.91	8.5	706.0	2.61	12.3
OTHER TESTS:					HFET MODAL KEYMODE LO/HI LOADED					
013	75	BUIC	STAW	455	COLD TRANS	3.01	70.5	923.0	3.70	8.5
					COLD STAB	1.25	36.5	865.1	0.99	9.6
IHC= 60 PPM HEXANE					HOT TRANS	0.97	17.8	828.0	3.13	10.3
ICO[ACT] = 0.6 %CO										
ICO[SPEC]= 0.5 %CO					72 FTP	2.09	52.8	892.8	2.29	9.0
INOX = 19 PPM										
					75 FTP	1.54	38.4	866.9	2.13	9.5
OTHER TESTS:					HFET MODAL KEYMODE LO/HI					
014	75	BUIC	REGA	350	COLD TRANS	1.39	22.4	723.5	2.91	11.6
					COLD STAB	0.38	14.5	676.3	0.86	12.7
IHC= 15 PPM HEXANE					HOT TRANS	0.40	7.9	619.0	2.17	14.0
ICO[ACT] = 0.0 %CO										
ICO[SPEC]= N/A %CO					72 FTP	0.86	18.3	698.9	1.85	12.2
INOX = 37 PPM										
					75 FTP	0.59	14.3	670.4	1.64	12.8
OTHER TESTS:					HFET MODAL KEYMODE LO/HI					
015	75	CADI	DEVI	500	COLD TRANS	4.12	127.2	793.2	1.30	8.8
					COLD STAB	3.90	121.9	738.2	1.01	9.4
IHC= 220 PPM HEXANE					HOT TRANS	2.31	78.9	698.1	1.04	10.7
ICO[ACT] = 2.5 %CO										
ICO[SPEC]= N/A %CO					72 FTP	4.00	124.4	764.6	1.15	9.1
INOX = 119 PPM										
					75 FTP	3.51	111.3	738.6	1.07	9.6
OTHER TESTS:					HFET MODAL KEYMODE LO/HI SC/3M					

LISTING OF FEDERAL TEST PROCEDURE RESULTS
ON INDIVIDUAL VEHICLES
HOUSTON

VEH NO.	YR	MAKE	MODL	CID	TEST TYPE	HC	CO	CO2	NOXC	MPG FUEL ECON
						-----GRAMS PER MILE-----				
016	75	CHEV	VEGA	140	COLD TRANS	4.00	67.2	341.0	4.00	19.3
					COLD STAB	2.13	50.6	375.9	1.99	19.2
IHC= 20 PPM HEXANE					HOT TRANS	2.60	38.0	314.1	3.60	23.2
ICO[ACT] = 8.2 %CO										
ICO[SPEC]= N/A %CO					72 FTP	3.02	58.5	359.2	2.95	19.3
INOX = 33 PPM										
					75 FTP	2.64	50.6	351.9	2.84	20.2
OTHER TESTS:					HFET MODAL KEYMODE LO/HI SC/3M					
017	75	CHEV	NOVA	250	COLD TRANS	1.78	36.1	600.1	3.09	13.4
					COLD STAB	0.89	33.9	569.8	1.67	14.2
IHC= 60 PPM HEXANE					HOT TRANS	1.05	17.1	523.7	2.03	16.0
ICO[ACT] = 1.5 %CO										
ICO[SPEC]= N/A %CO					72 FTP	1.31	35.0	584.3	2.35	13.8
INOX = 44 PPM										
					75 FTP	1.11	29.8	563.5	2.06	14.5
OTHER TESTS:					HFET MODAL KEYMODE LO/HI SC/3M					
018	75	CHEV	MALI	350	COLD TRANS	1.38	20.7	719.0	3.31	11.7
					COLD STAB	0.20	1.0	717.9	1.46	12.3
IHC= 20 PPM HEXANE					HOT TRANS	0.37	2.8	623.5	2.44	14.1
ICO[ACT] = 0.0 %CO										
ICO[SPEC]= N/A %CO					72 FTP	0.77	10.4	718.4	2.34	12.0
INOX = 109 PPM										
					75 FTP	0.49	5.6	692.4	2.11	12.6
OTHER TESTS:					HFET MODAL KEYMODE LO/HI LOADED SC/3M					
019	75	CHEV	IMPA	350	COLD TRANS	2.39	36.8	710.1	3.81	11.4
					COLD STAB	1.26	41.7	670.8	1.36	12.0
IHC= 30 PPM HEXANE					HOT TRANS	0.73	7.3	620.2	3.26	14.0
ICO[ACT] = 0.0 %CO										
ICO[SPEC]= 0.5 %CO					72 FTP	1.80	39.4	689.6	2.54	11.7
INOX = 46 PPM										
					75 FTP	1.35	31.3	665.1	2.39	12.4
OTHER TESTS:					HFET MODAL KEYMODE LO/HI SC/3M					
020	75	CHEV	IMPA	350	COLD TRANS	1.25	23.1	666.4	5.65	12.6
					COLD STAB	0.81	19.9	661.6	2.73	12.8
IHC= 25 PPM HEXANE					HOT TRANS	1.02	6.7	597.7	5.07	14.5
ICO[ACT] = 0.3 %CO										
ICO[SPEC]= 0.5 %CO					72 FTP	1.02	21.4	663.9	4.13	12.7
INOX = 48 PPM										
					75 FTP	0.96	17.0	645.1	3.97	13.2
OTHER TESTS:					HFET MODAL KEYMODE LO/HI					

APPENDIX C,CONT'D

LISTING OF FEDERAL TEST PROCEDURE RESULTS
ON INDIVIDUAL VEHICLES
HOUSTON

VEH NO.	YR	MAKE	MODL	CID	TEST TYPE	HC	CO	CO2	NOXC	MPG FUEL ECON
						-----GRAMS PER MILE-----				
021	75	CHEV	STAW	400	COLD TRANS	0.87	18.6	906.2	6.27	9.5
					COLD STAB	0.11	0.1	846.3	3.86	10.5
IHC= 28 PPM HEXANE					HOT TRANS	0.16	0.5	782.0	6.14	11.3
ICO[ACT] = 0.0 %CO										
ICO[SPEC]= N/A %CO					72 FTP	0.48	9.0	875.0	5.01	10.0
INOX = 159 PPM										
					75 FTP	0.28	4.0	841.1	4.98	10.5
OTHER TESTS:					HFET MODAL KEYMODE LO/HI					
022	75	CHRY	NEWP	400	COLD TRANS	2.87	84.3	885.6	1.92	8.6
					COLD STAB	2.23	114.9	802.0	1.01	9.0
IHC= 130 PPM HEXANE					HOT TRANS	1.49	53.9	767.4	1.79	10.4
ICO[ACT] = 5.9 %CO										
ICO[SPEC]= 0.3 %CO					72 FTP	2.54	100.3	842.0	1.44	8.8
INOX = 36 PPM										
					75 FTP	2.16	92.0	809.7	1.41	9.2
OTHER TESTS:					HFET MODAL KEYMODE LO/HI					
023	75	DODG	CORO	318	COLD TRANS	2.04	47.5	679.7	3.77	11.7
					COLD STAB	0.13	1.9	703.6	2.05	12.6
IHC= 35 PPM HEXANE					HOT TRANS	0.39	1.4	613.6	3.72	14.4
ICO[ACT] = 0.0 %CO										
ICO[SPEC]= 0.3 %CO					72 FTP	1.04	23.7	692.1	2.87	12.1
INOX = 62 PPM										
					75 FTP	0.60	11.1	674.1	2.86	12.8
OTHER TESTS:					HFET MODAL KEYMODE LO/HI					
024	75	DODG	DART	225	COLD TRANS	2.53	30.4	496.1	2.97	16.1
					COLD STAB	1.00	25.6	471.8	2.02	17.2
IHC= 25 PPM HEXANE					HOT TRANS	0.67	11.3	426.7	2.76	19.9
ICO[ACT] = 1.5 %CO										
ICO[SPEC]= 0.3 %CO					72 FTP	1.73	27.9	483.4	2.47	16.7
INOX = 159 PPM										
					75 FTP	1.22	22.7	464.5	2.42	17.6
OTHER TESTS:					HFET MODAL KEYMODE LO/HI SC/3M					
025	75	FORD	PINT	140	COLD TRANS	3.45	21.7	463.0	2.44	17.5
					COLD STAB	1.79	10.9	505.5	1.49	16.8
IHC= 200 PPM HEXANE					HOT TRANS	1.81	7.2	427.3	2.27	20.0
ICO[ACT] = 1.2 %CO										
ICO[SPEC]= N/A %CO					72 FTP	2.59	16.1	485.2	1.94	17.1
INOX = 30 PPM										
					75 FTP	2.14	12.1	475.4	1.90	17.7
OTHER TESTS:					HFET MODAL KEYMODE LO/HI SC/3M					

APPENDIX C,CONT'D

LISTING OF FEDERAL TEST PROCEDURE RESULTS
ON INDIVIDUAL VEHICLES
HOUSTON

VEH NO.	YR	MAKE	MODL	CID	TEST TYPE	HC	CO	CO2	NOXC	MPG FUEL ECON
						-----GRAMS PER MILE-----				
026	75	FORD	GRAN	302	COLD TRANS	1.31	12.2	709.7	6.20	12.1
					COLD STAB	0.43	0.5	720.3	4.34	12.3
IHC= 15 PPM HEXANE					HOT TRANS	0.67	2.3	656.5	7.11	13.4
ICO[ACT] = 0.1 %CO										
ICO[SPEC]= N/A %CO					72 FTP	0.85	6.1	715.3	5.23	12.2
INOX = 51 PPM										
					75 FTP	0.68	3.4	700.7	5.48	12.5
OTHER TESTS:					HFET MODAL KEYMODE LO/HI					
027	75	FORD	MAVE	250	COLD TRANS	1.19	25.4	708.1	1.83	11.8
					COLD STAB	0.50	4.5	655.6	1.27	13.4
IHC= 55 PPM HEXANE					HOT TRANS	0.73	7.8	611.4	1.50	14.2
ICO[ACT] = 0.5 %CO										
ICO[SPEC]= N/A %CO					72 FTP	0.83	14.5	680.7	1.54	12.6
INOX = 157 PPM										
					75 FTP	0.71	9.7	654.4	1.45	13.2
OTHER TESTS:					HFET MODAL KEYMODE LO/HI SC/3M					
028	75	FORD	LTD	351	COLD TRANS	2.45	23.4	874.8	4.92	9.7
					COLD STAB	1.02	7.5	749.8	3.78	11.6
IHC= 50 PPM HEXANE					HOT TRANS	0.91	10.0	683.6	5.51	12.6
ICO[ACT] = 0.0 %CO										
ICO[SPEC]= N/A %CO					72 FTP	1.71	15.1	809.6	4.32	10.6
INOX = 63 PPM										
					75 FTP	1.28	11.4	757.5	4.48	11.4
OTHER TESTS:					HFET MODAL KEYMODE LO/HI					
029	75	FORD	LTD	400	COLD TRANS	0.98	24.7	907.3	5.77	9.4
					COLD STAB	0.48	10.1	927.7	2.57	9.4
IHC= 45 PPM HEXANE					HOT TRANS	0.75	7.6	781.3	5.26	11.2
ICO[ACT] = 1.7 %CO										
ICO[SPEC]= N/A %CO					72 FTP	0.72	17.1	917.9	4.10	9.4
INOX = 78 PPM										
					75 FTP	0.66	12.4	883.6	3.96	9.8
OTHER TESTS:					HFET MODAL KEYMODE LO/HI					
030	75	MERC	MARQ	400	COLD TRANS	1.67	18.7	931.4	3.79	9.2
					COLD STAB	0.59	12.8	939.1	2.02	9.2
IHC= 36 PPM HEXANE					HOT TRANS	0.77	9.1	801.5	3.27	10.8
ICO[ACT] = 0.3 %CO										
ICO[SPEC]= N/A %CO					72 FTP	1.11	15.6	935.4	2.87	9.2
INOX = 82 PPM										
					75 FTP	0.86	13.0	900.0	2.73	9.6
OTHER TESTS:					HFET MODAL KEYMODE LO/HI					

LISTING OF FEDERAL TEST PROCEDURE RESULTS
ON INDIVIDUAL VEHICLES
HOUSTON

VEH NO.	YR MAKE MODL CID	TEST TYPE	HC	CO	CO2	NOXC	MPG FUEL ECON
			-----GRAMS PER MILE-----				
031	75 MERC COUG 351	COLD TRANS	1.49	19.3	800.1	7.68	10.6
		COLD STAB	0.89	22.4	777.0	2.85	10.9
IHC=	28 PPM HEXANE	HOT TRANS	0.97	11.4	687.1	5.29	12.5
ICO[ACT] =	0.9 %CO						
ICO[SPEC]=	N/A %CO	72 FTP	1.18	20.9	788.1	5.16	10.8
INOX =	99 PPM						
		75 FTP	1.03	18.8	757.2	4.51	11.2
OTHER TESTS:		HFET MODAL KEYMODE LO/HI					
032	75 OLDS DELT 350	COLD TRANS	1.97	18.8	732.1	3.36	11.6
		COLD STAB	0.17	2.1	666.1	2.81	13.2
IHC=	20 PPM HEXANE	HOT TRANS	0.35	5.1	635.0	3.12	13.8
ICO[ACT] =	0.0 %CO						
ICO[SPEC]=	N/A %CO	72 FTP	1.04	10.1	697.7	3.07	12.4
INOX =	74 PPM						
		75 FTP	0.59	6.3	671.2	3.00	13.0
OTHER TESTS:		HFET MODAL KEYMODE LO/HI SC/3M					
033	75 OLDS STAW 350	COLD TRANS	2.65	30.7	754.6	2.35	10.9
		COLD STAB	1.69	31.8	672.1	1.42	12.2
IHC=	60 PPM HEXANE	HOT TRANS	1.32	17.1	662.7	2.06	12.8
ICO[ACT] =	0.5 %CO						
ICO[SPEC]=	0.5 %CO	72 FTP	2.15	31.3	711.6	1.87	11.6
INOX =	116 PPM						
		75 FTP	1.79	27.6	686.5	1.79	12.1
OTHER TESTS:		HFET MODAL KEYMODE LO/HI SC/3M					
034	75 OLDS DELT 455	COLD TRANS	3.28	43.3	867.9	1.88	9.4
		COLD STAB	2.70	69.1	767.6	1.07	10.0
IHC=	340 PPM HEXANE	HOT TRANS	1.68	31.8	733.5	1.54	11.3
ICO[ACT] =	>5.0 %CO						
ICO[SPEC]=	N/A %CO	72 FTP	2.98	56.7	815.6	1.46	9.7
INOX =	38 PPM						
		75 FTP	2.54	53.6	778.9	1.37	10.2
OTHER TESTS:		HFET MODAL KEYMODE LO/HI SC/3M					
035	75 PLYM FURY 318	COLD TRANS	3.56	110.9	667.5	2.84	10.4
		COLD STAB	0.19	0.4	728.5	1.59	12.2
IHC=	18 PPM HEXANE	HOT TRANS	0.36	1.0	617.1	3.41	14.3
ICO[ACT] =	0.0 %CO						
ICO[SPEC]=	0.3 %CO	72 FTP	1.80	53.3	699.3	2.19	11.3
INOX =	50 PPM						
		75 FTP	0.93	23.3	685.5	2.34	12.2
OTHER TESTS:		HFET MODAL KEYMODE LO/HI LOADED					

LISTING OF FEDERAL TEST PROCEDURE RESULTS
ON INDIVIDUAL VEHICLES
HOUSTON

VEH NO.	YR	MAKE	MODL	CID	TEST TYPE	HC	CO	CO2	NOXC	MPG FUEL ECON
						-----GRAMS PER MILE-----				
036	75	PLYM	VALI	225	COLD TRANS	2.22	81.2	547.6	2.96	13.0
					COLD STAB	0.26	2.6	552.2	2.63	15.9
IHC= 13 PPM HEXANE					HOT TRANS	0.30	2.6	489.6	3.09	17.9
ICO[ACT] = 0.1 %CO										
ICO[SPEC]= 0.3 %CO					72 FTP	1.20	40.2	550.0	2.79	14.4
INOX = 124 PPM										
					75 FTP	0.67	18.8	534.2	2.83	15.7
OTHER TESTS:					HFET MODAL KEYMODE LO/HI SC/3M					
037	75	PONT	CATA	400	COLD TRANS	4.04	81.9	713.5	10.12	10.4
					COLD STAB	4.21	111.0	634.6	4.37	10.8
IHC= 300 PPM HEXANE					HOT TRANS	2.29	44.7	639.4	9.99	12.4
ICO[ACT] = 5.5 %CO										
ICO[SPEC]= N/A %CO					72 FTP	4.13	97.1	672.4	7.12	10.6
INOX = 38 PPM										
					75 FTP	3.65	86.9	652.2	7.09	11.1
OTHER TESTS:					HFET MODAL KEYMODE LO/HI					
038	75	PONT	LEMA	350	COLD TRANS	2.12	33.6	716.0	4.43	11.4
					COLD STAB	1.49	35.8	729.0	2.96	11.2
IHC= 140 PPM HEXANE					HOT TRANS	0.84	16.6	657.5	4.32	12.9
ICO[ACT] = 1.1 %CO										
ICO[SPEC]= N/A %CO					72 FTP	1.79	34.7	722.8	3.66	11.3
INOX = 131 PPM										
					75 FTP	1.44	30.1	706.8	3.63	11.7
OTHER TESTS:					HFET MODAL KEYMODE LO/HI LOADED SC/3M					
039	75	PONT	STAW	455	COLD TRANS	2.54	36.3	843.2	2.80	9.8
					COLD STAB	1.40	30.0	805.4	1.27	10.4
IHC= 190 PPM HEXANE					HOT TRANS	1.47	16.3	723.9	2.70	11.8
ICO[ACT] = 2.3 %CO										
ICO[SPEC]= N/A %CO					72 FTP	1.95	33.0	823.5	2.00	10.1
INOX = 62 PPM										
					75 FTP	1.65	27.6	790.9	1.97	10.6
OTHER TESTS:					HFET MODAL KEYMODE LO/HI					
040	76	CAPR	SEDA	140	COLD TRANS	1.42	16.4	523.7	3.81	16.0
					COLD STAB	0.53	12.3	550.5	1.83	15.5
IHC= 25 PPM HEXANE					HOT TRANS	0.77	6.9	468.8	3.44	18.4
ICO[ACT] = 0.4 %CO										
ICO[SPEC]= N/A %CO					72 FTP	0.96	14.3	537.7	2.78	15.8
INOX = 36 PPM										
					75 FTP	0.78	11.7	522.7	2.68	16.3
OTHER TESTS:					HFET MODAL KEYMODE LO/HI					

LISTING OF FEDERAL TEST PROCEDURE RESULTS
ON INDIVIDUAL VEHICLES
HOUSTON

VEH NO.	YR	MAKE	MODL	CID	TEST TYPE	HC	CO	CO2	NOXC	MPG FUEL ECON
						-----GRAMS PER MILE-----				
041	75	DATS	SEDA	85	COLD TRANS	2.44	31.4	381.0	4.44	20.3
					COLD STAB	2.20	14.1	317.3	3.04	25.6
IHC= 240 PPM HEXANE					HOT TRANS	1.89	16.4	307.9	3.80	26.1
ICO[ACT] = 0.9 %CO										
ICO[SPEC]= 2.0 %CO					72 FTP	2.31	22.3	347.8	3.71	22.7
INOX = 124 PPM										
					75 FTP	2.16	18.3	327.8	3.54	24.4
OTHER TESTS:					HFET MODAL KEYMODE LO/HI					
042	75	HOND	CVCC	91	COLD TRANS	2.74	8.3	379.9	2.15	22.1
					COLD STAB	0.35	4.0	397.8	1.36	21.9
IHC= 125 PPM HEXANE					HOT TRANS	0.66	4.6	334.3	1.99	25.8
ICO[ACT] = 0.2 %CO										
ICO[SPEC]= 0.2 %CO					72 FTP	1.49	6.1	389.2	1.74	22.0
INOX = 71 PPM										
					75 FTP	0.93	5.0	376.8	1.69	22.9
OTHER TESTS:					HFET MODAL KEYMODE LO/HI SC/3M					
043	75	TOYO	CORO	133	COLD TRANS	2.17	23.0	493.3	7.05	16.5
					COLD STAB	1.50	20.2	448.2	2.87	18.3
IHC= 100 PPM HEXANE					HOT TRANS	1.28	9.3	424.8	5.69	20.0
ICO[ACT] = 0.9 %CO										
ICO[SPEC]= N/A %CO					72 FTP	1.82	21.5	469.8	4.87	17.4
INOX = 250 PPM										
					75 FTP	1.58	17.8	451.1	4.50	18.3
OTHER TESTS:					HFET MODAL KEYMODE LO/HI SC/3M					
044	75	VOLK	SEDA	97	COLD TRANS	3.09	40.5	370.8	1.70	20.0
					COLD STAB	2.21	52.6	367.4	1.00	19.4
IHC= 150 PPM HEXANE					HOT TRANS	2.25	64.3	300.4	1.08	21.7
ICO[ACT] = >5.0 %CO										
ICO[SPEC]= 0.2 %CO					72 FTP	2.63	46.8	369.0	1.33	19.7
INOX = 76 PPM										
					75 FTP	2.40	53.3	349.8	1.16	20.1
OTHER TESTS:					HFET MODAL KEYMODE LO/HI SC/3M					
045	75	VOLK	DASH	90	COLD TRANS	2.44	80.0	434.3	0.81	15.6
					COLD STAB	0.23	22.6	428.3	0.16	19.1
IHC= 10 PPM HEXANE					HOT TRANS	0.65	34.2	372.3	0.35	20.7
ICO[ACT] = 0.0 %CO										
ICO[SPEC]= 0.2 %CO					72 FTP	1.29	50.1	431.2	0.47	17.3
INOX = 0 PPM										
					75 FTP	0.80	37.6	414.3	0.34	18.7
OTHER TESTS:					HFET MODAL KEYMODE LO/HI SC/3M					

LISTING OF FEDERAL TEST PROCEDURE RESULTS
ON INDIVIDUAL VEHICLES
HOUSTON

VEH NO.	YR	MAKE	MODL	CID	TEST TYPE	HC	CO	CO2	NOXC	MPG FUEL ECON
						-----GRAMS PER MILE-----				
231	75	AMMO	GREM	232	COLD TRANS	2.65	32.5	476.4	3.10	16.6
					COLD STAB	2.49	11.3	526.4	2.82	16.1
IHC= 57 PPM HEXANE					HOT TRANS	2.01	16.4	416.9	2.68	19.8
ICO[ACT] = 0.1 %CO										
ICO[SPEC]= 1.0 %CO					72 FTP	2.56	21.5	502.5	2.95	16.3
INOX = 126 PPM										
					75 FTP	2.39	17.1	486.2	2.84	17.0
OTHER TESTS:					SC/3M					
232	75	AMMO	HORN	304	COLD TRANS	1.12	18.5	706.1	2.43	12.0
					COLD STAB	0.21	0.1	682.5	1.75	13.0
IHC= 10 PPM HEXANE					HOT TRANS	0.29	1.3	593.1	2.57	14.9
ICO[ACT] = 0.0 %CO										
ICO[SPEC]= N/A %CO					72 FTP	0.65	8.9	693.8	2.08	12.5
INOX = 96 PPM										
					75 FTP	0.42	4.2	663.0	2.12	13.2
OTHER TESTS:					SC/3M					
233	75	AMMO	MATA	360	COLD TRANS	1.11	13.3	711.8	4.45	12.1
					COLD STAB	0.29	0.4	669.9	3.12	13.2
IHC= 35 PPM HEXANE					HOT TRANS	0.64	1.6	607.3	4.00	14.5
ICO[ACT] = 0.0 %CO										
ICO[SPEC]= N/A %CO					72 FTP	0.69	6.6	690.0	3.76	12.6
INOX = 198 PPM										
					75 FTP	0.56	3.4	661.4	3.63	13.3
OTHER TESTS:					SC/3M					
234	75	BUIC	SKYH	231	COLD TRANS	4.67	93.8	475.2	2.29	13.9
					COLD STAB	4.08	151.5	387.8	0.50	13.9
IHC= 400 PPM HEXANE					HOT TRANS	2.29	71.3	405.0	1.80	16.9
ICO[ACT] = >5.0 %CO										
ICO[SPEC]= N/A %CO					72 FTP	4.36	123.9	429.6	1.36	13.9
INOX = 11 PPM										
					75 FTP	3.71	117.8	410.5	1.23	14.6
OTHER TESTS:					SC/3M					
235	75	BUIC	APOL	260	COLD TRANS	1.39	16.0	641.1	3.55	13.2
					COLD STAB	0.11	0.5	558.8	2.79	15.8
IHC= 17 PPM HEXANE					HOT TRANS	0.40	5.0	540.8	3.12	16.1
ICO[ACT] = 0.0 %CO										
ICO[SPEC]= N/A %CO					72 FTP	0.72	7.9	598.2	3.15	14.5
INOX = 319 PPM										
					75 FTP	0.45	4.9	570.8	3.04	15.3
OTHER TESTS:					SC/3M					

LISTING OF FEDERAL TEST PROCEDURE RESULTS
ON INDIVIDUAL VEHICLES
HOUSTON

VEH NO.	YR	MAKE	MODL	CID	TEST TYPE	GRAMS PER MILE HC	CO	CO2	NOXC	MPG FUEL ECON
236	75	BUIC	CENT	350	COLD TRANS	1.33	9.8	769.2	2.14	11.3
					COLD STAB	0.14	0.2	760.6	1.18	11.7
IHC= 25 PPM HEXANE					HOT TRANS	0.60	2.4	675.7	1.87	13.0
ICO[ACT] = 0.0 %CO										
ICO[SPEC]= N/A %CO					72 FTP	0.71	4.8	764.7	1.64	11.5
INOX = 229 PPM										
					75 FTP	0.51	2.8	739.2	1.57	11.9
OTHER TESTS:					SC/3M					
238	75	BUIC	LESA	350	COLD TRANS	1.25	21.2	864.2	3.05	9.8
					COLD STAB	0.17	3.0	815.1	1.14	10.8
IHC= 10 PPM HEXANE					HOT TRANS	0.31	5.1	744.3	2.03	11.8
ICO[ACT] = 0.0 %CO										
ICO[SPEC]= N/A %CO					72 FTP	0.68	11.7	838.6	2.06	10.3
INOX = 124 PPM										
					75 FTP	0.43	7.3	805.9	1.78	10.8
OTHER TESTS:					SC/3M					
240	75	BUIC	ELEC	455	COLD TRANS	1.24	6.0	870.7	3.51	10.0
					COLD STAB	0.30	0.6	870.4	1.46	10.2
IHC= 20 PPM HEXANE					HOT TRANS	0.53	5.1	763.6	2.27	11.5
ICO[ACT] = 0.0 %CO										
ICO[SPEC]= N/A %CO					72 FTP	0.75	3.2	870.5	2.44	10.1
INOX = 96 PPM										
					75 FTP	0.56	3.0	841.3	2.10	10.5
OTHER TESTS:					SC/3M					
244	75	CHEV	VEGA	140	COLD TRANS	4.27	74.5	343.5	2.09	18.7
					COLD STAB	2.31	54.6	387.0	1.06	18.5
IHC= 240 PPM HEXANE					HOT TRANS	1.80	38.8	314.5	1.79	23.3
ICO[ACT] = 8.5 %CO										
ICO[SPEC]= N/A %CO					72 FTP	3.25	64.2	366.2	1.55	18.6
INOX = 43 PPM										
					75 FTP	2.58	54.4	358.3	1.47	19.6
OTHER TESTS:					SC/3M					
245	75	CHEV	VEGA	140	COLD TRANS	2.04	48.3	491.5	2.61	15.5
					COLD STAB	0.86	34.4	440.8	1.19	17.8
IHC= 122 PPM HEXANE					HOT TRANS	0.76	20.2	412.2	2.25	19.9
ICO[ACT] = 3.7 %CO										
ICO[SPEC]= N/A %CO					72 FTP	1.42	41.0	465.1	1.87	16.6
INOX = 35 PPM										
					75 FTP	1.08	33.4	443.4	1.77	17.8
OTHER TESTS:					SC/3M					

LISTING OF FEDERAL TEST PROCEDURE RESULTS
ON INDIVIDUAL VEHICLES
HOUSTON

VEH NO.	YR	MAKE	MODL	CID	TEST TYPE	GRAMS PER MILE HC	CO	CO2	NOXC	MPG FUEL ECON
246	75	CHEV	MONZ	262	COLD TRANS	1.62	28.0	631.6	2.81	13.0
					COLD STAB	0.29	0.0	596.6	1.93	14.9
IHC= 25 PPM HEXANE					HOT TRANS	0.32	0.9	551.3	2.07	16.0
ICO[ACT] = 0.0 %CO										
ICO[SPEC]= N/A %CO					72 FTP	0.93	13.4	613.4	2.35	13.9
INOX = 96 PPM										
					75 FTP	0.57	6.0	591.4	2.15	14.7
OTHER TESTS:					SC/3M					
247	75	CHEV	NOVA	250	COLD TRANS	1.75	21.2	579.9	5.36	14.3
					COLD STAB	0.85	9.5	516.8	2.79	16.6
IHC= 35 PPM HEXANE					HOT TRANS	0.71	3.3	465.4	3.94	18.8
ICO[ACT] = 1.2 %CO										
ICO[SPEC]= N/A %CO					72 FTP	1.28	15.1	547.0	4.02	15.4
INOX = 146 PPM										
					75 FTP	1.00	10.2	515.8	3.64	16.6
OTHER TESTS:					SC/3M					
248	75	CHEV	NOVA	262	COLD TRANS	1.24	13.8	758.5	4.24	11.3
					COLD STAB	0.28	0.2	729.5	3.00	12.1
IHC= 30 PPM HEXANE					HOT TRANS	0.46	1.5	642.3	3.07	13.7
ICO[ACT] = 0.0 %CO										
ICO[SPEC]= N/A %CO					72 FTP	0.74	6.7	743.4	3.59	11.7
INOX = 813 PPM										
					75 FTP	0.53	3.4	711.7	3.27	12.4
OTHER TESTS:					SC/3M					
249	75	CHEV	CAMA	350	COLD TRANS	1.44	24.7	708.6	4.05	11.8
					COLD STAB	0.16	3.0	693.7	1.59	12.7
IHC= 35 PPM HEXANE					HOT TRANS	0.47	3.5	612.6	3.21	14.3
ICO[ACT] = 0.0 %CO										
ICO[SPEC]= N/A %CO					72 FTP	0.77	13.4	700.8	2.77	12.3
INOX = 329 PPM										
					75 FTP	0.51	7.6	674.7	2.54	12.9
OTHER TESTS:					SC/3M					
250	75	CHEV	NOVA	350	COLD TRANS	2.01	40.6	652.0	5.83	12.3
					COLD STAB	2.41	67.0	596.7	2.08	12.5
IHC= 55 PPM HEXANE					HOT TRANS	1.30	27.6	570.5	5.09	14.4
ICO[ACT] = 3.5 %CO										
ICO[SPEC]= 0.5 %CO					72 FTP	2.22	54.4	623.2	3.87	12.4
INOX = 55 PPM										
					75 FTP	2.02	50.8	600.9	3.67	12.9
OTHER TESTS:					SC/3M					

APPENDIX C,CONT'D

LISTING OF FEDERAL TEST PROCEDURE RESULTS
ON INDIVIDUAL VEHICLES
HOUSTON

VEH NO.	YR	MAKE	MODL	CID	TEST TYPE	HC	CO	CO2	NOXC	MPG FUEL ECON
						-----GRAMS PER MILE-----				
252	75	CHEV	MONT	350	COLD TRANS	1.31	33.1	725.3	2.68	11.4
					COLD STAB	0.08	1.6	742.2	1.42	11.9
IHC= 23 PPM HEXANE					HOT TRANS	0.16	2.9	647.0	2.19	13.6
ICO[ACT] = 0.0 %CO										
ICO[SPEC]= 0.5 %CO					72 FTP	0.67	16.7	734.1	2.02	11.6
INOX = 329 PPM										
					75 FTP	0.36	8.4	712.8	1.89	12.2
OTHER TESTS:					SC/3M					
253	75	CHEV	MONT	350	COLD TRANS	2.09	58.6	632.2	6.03	12.1
					COLD STAB	2.47	72.4	567.0	1.95	12.9
IHC= 50 PPM HEXANE					HOT TRANS	1.38	27.4	544.8	5.29	15.0
ICO[ACT] = 4.0 %CO										
ICO[SPEC]= 0.5 %CO					72 FTP	2.29	65.8	598.2	3.90	12.5
INOX = 46 PPM										
					75 FTP	2.09	57.3	574.4	3.70	13.2
OTHER TESTS:					SC/3M					
263	75	CHEV	CAPR	400	COLD TRANS	17.59	21.2	800.2	5.95	10.0
					COLD STAB	6.59	0.8	801.7	4.69	10.8
IHC= 118 PPM HEXANE					HOT TRANS	6.98	2.0	717.9	6.09	11.9
ICO[ACT] = 0.0 %CO										
ICO[SPEC]= N/A %CO					72 FTP	11.86	10.6	801.0	5.29	10.4
INOX = 94 PPM										
					75 FTP	8.96	5.3	778.5	5.33	10.9
OTHER TESTS:					SC/3M					
264	75	CHEV	IMPA	400	COLD TRANS	2.56	18.6	846.2	3.22	10.0
					COLD STAB	0.50	0.1	780.2	1.68	11.3
IHC= 93 PPM HEXANE					HOT TRANS	0.58	0.4	704.8	2.84	12.5
ICO[ACT] = 0.0 %CO										
ICO[SPEC]= N/A %CO					72 FTP	1.49	9.0	811.8	2.42	10.7
INOX = 22 PPM										
					75 FTP	0.95	4.0	773.2	2.31	11.3
OTHER TESTS:					SC/3M					
266	75	CHEV	CAPR	454	COLD TRANS	1.99	6.1	854.2	2.78	10.2
					COLD STAB	0.33	0.0	938.7	1.71	9.4
IHC= 17 PPM HEXANE					HOT TRANS	0.22	0.9	755.8	2.50	11.7
ICO[ACT] = 0.0 %CO										
ICO[SPEC]= N/A %CO					72 FTP	1.12	2.9	898.3	2.22	9.8
INOX = 104 PPM										
					75 FTP	0.64	1.5	871.4	2.14	10.1
OTHER TESTS:					SC/3M					

LISTING OF FEDERAL TEST PROCEDURE RESULTS
ON INDIVIDUAL VEHICLES
HOUSTON

VEH NO.	YR	MAKE	MODL	CID	TEST TYPE	GRAMS PER MILE HC	CO	CO2	NOXC	MPG FUEL ECON
267	75	CHRY	CORD	318	COLD TRANS	2.70	67.4	705.0	3.85	10.8
					COLD STAB	1.31	43.0	739.5	1.80	10.9
IHC= 120 PPM HEXANE					HOT TRANS	0.92	18.0	644.3	4.16	13.1
ICO[ACT] = 2.9 %CO										
ICO[SPEC]= 0.3 %CO					72 FTP	1.98	54.7	723.0	2.78	10.9
INOX = 121 PPM										
					75 FTP	1.49	41.2	706.4	2.86	11.4
OTHER TESTS:					SC/3M					
270	75	DODG	DART	318	COLD TRANS	3.73	122.1	629.7	1.65	10.6
					COLD STAB	1.37	58.7	669.2	0.98	11.6
IHC= 147 PPM HEXANE					HOT TRANS	0.89	25.8	602.8	2.25	13.7
ICO[ACT] = 1.3 %CO										
ICO[SPEC]= 0.3 %CO					72 FTP	2.50	89.1	650.3	1.30	11.1
INOX = 62 PPM										
					75 FTP	1.73	62.8	642.9	1.46	11.9
OTHER TESTS:					SC/3M					
272	75	DODG	CHAR	360	COLD TRANS	1.99	27.7	806.6	2.71	10.4
					COLD STAB	0.13	1.8	852.1	2.08	10.4
IHC= 20 PPM HEXANE					HOT TRANS	0.42	5.4	686.9	3.02	12.7
ICO[ACT] = 0.0 %CO										
ICO[SPEC]= 0.3 %CO					72 FTP	1.02	14.2	830.3	2.38	10.4
INOX = 152 PPM										
					75 FTP	0.59	8.1	797.7	2.47	10.9
OTHER TESTS:					SC/3M					
273	75	DODG	MONA	400	COLD TRANS	3.46	94.7	834.2	2.62	8.9
					COLD STAB	2.54	110.6	790.9	1.35	9.1
IHC= 270 PPM HEXANE					HOT TRANS	1.74	57.0	724.1	2.69	10.8
ICO[ACT] = >5.0 %CO										
ICO[SPEC]= 0.3 %CO					72 FTP	2.98	103.0	811.6	1.96	9.0
INOX = 64 PPM										
					75 FTP	2.51	92.7	781.6	1.98	9.5
OTHER TESTS:					SC/3M					
275	75	FORD	MUST	140	COLD TRANS	1.41	17.8	524.2	4.00	15.9
					COLD STAB	1.02	8.5	494.6	3.29	17.4
IHC= 30 PPM HEXANE					HOT TRANS	0.92	8.4	462.3	3.25	18.6
ICO[ACT] = 0.3 %CO										
ICO[SPEC]= N/A %CO					72 FTP	1.21	13.0	508.8	3.63	16.7
INOX = 172 PPM										
					75 FTP	1.07	10.4	491.9	3.42	17.3
OTHER TESTS:					SC/3M					

APPENDIX C,CONT'D

LISTING OF FEDERAL TEST PROCEDURE RESULTS
ON INDIVIDUAL VEHICLES
HOUSTON

VEH NO.	YR	MAKE	MODL	CID	TEST TYPE	GRAMS PER MILE HC	CO	CO2	NOXC	MPG FUEL ECON
277	75	FORD	MUST	171	COLD TRANS	2.29	35.0	567.9	4.47	14.1
					COLD STAB	1.08	22.7	631.8	2.62	13.2
IHC= 196 PPM HEXANE					HOT TRANS	1.10	12.6	520.2	4.17	16.3
ICO[ACT] = 0.0 %CO										
ICO[SPEC]= N/A %CO					72 FTP	1.66	28.6	601.2	3.51	13.6
INOX = 78 PPM										
					75 FTP	1.34	22.5	588.2	3.42	14.1
OTHER TESTS:					SC/3M					
281	75	FORD	GRAN	302	COLD TRANS	1.99	28.5	654.9	1.66	12.6
					COLD STAB	0.56	2.3	711.2	1.03	12.4
IHC= 45 PPM HEXANE					HOT TRANS	1.13	4.6	603.5	2.05	14.4
ICO[ACT] = 0.0 %CO										
ICO[SPEC]= N/A %CO					72 FTP	1.25	14.8	684.3	1.34	12.5
INOX = 58 PPM										
					75 FTP	1.01	8.3	670.2	1.44	12.9
OTHER TESTS:					SC/3M					
282	75	FORD	ELIT	351	COLD TRANS	1.93	19.9	824.8	4.94	10.3
					COLD STAB	1.15	28.7	808.6	2.48	10.4
IHC= 50 PPM HEXANE					HOT TRANS	1.00	13.1	715.5	4.33	12.0
ICO[ACT] = 1.5 %CO										
ICO[SPEC]= N/A %CO					72 FTP	1.52	24.5	816.4	3.66	10.3
INOX = 111 PPM										
					75 FTP	1.27	22.7	786.6	3.49	10.7
OTHER TESTS:					SC/3M					
284	75	FORD	ELIT	400	COLD TRANS	0.84	11.0	966.6	3.89	9.0
					COLD STAB	0.54	9.8	967.7	1.78	9.0
IHC= 25 PPM HEXANE					HOT TRANS	1.10	7.0	796.4	3.13	10.9
ICO[ACT] = 0.5 %CO										
ICO[SPEC]= N/A %CO					72 FTP	0.69	10.4	967.2	2.79	9.0
INOX = 111 PPM										
					75 FTP	0.76	9.3	920.7	2.58	9.5
OTHER TESTS:					SC/3M					
285	75	FORD	LTD	351	COLD TRANS	1.20	12.4	856.2	4.94	10.1
					COLD STAB	0.91	16.9	859.6	2.03	10.0
IHC= 50 PPM HEXANE					HOT TRANS	0.96	8.9	735.6	4.39	11.8
ICO[ACT] = 0.4 %CO										
ICO[SPEC]= N/A %CO					72 FTP	1.05	14.8	858.0	3.42	10.0
INOX = 109 PPM										
					75 FTP	0.99	13.8	825.1	3.27	10.4
OTHER TESTS:					SC/3M					

LISTING OF FEDERAL TEST PROCEDURE RESULTS
ON INDIVIDUAL VEHICLES
HOUSTON

VEH NO.	YR	MAKE	MODL	CID	TEST TYPE	-----GRAMS PER MILE----- HC	CO	CO2	NOXC	MPG FUEL ECON
286	75	FORD	TORI	351	COLD TRANS	1.48	28.0	779.0	7.10	10.7
					COLD STAB	0.61	20.0	756.5	2.86	11.2
IHC= 320 PPM HEXANE					HOT TRANS	0.69	10.6	665.6	6.62	13.0
ICO[ACT] = 1.4 %CO										
ICO[SPEC]= N/A %CO					72 FTP	1.02	23.8	767.3	4.89	11.0
INOX = 74 PPM										
					75 FTP	0.81	19.1	736.3	4.76	11.5
OTHER TESTS:					SC/3M					
287	75	FORD	ELIT	351	COLD TRANS	1.31	24.7	843.7	4.07	10.0
					COLD STAB	0.93	15.0	837.3	2.29	10.3
IHC= 30 PPM HEXANE					HOT TRANS	0.93	9.9	705.7	3.38	12.3
ICO[ACT] = 1.0 %CO										
ICO[SPEC]= N/A %CO					72 FTP	1.11	19.6	840.4	3.15	10.1
INOX = 96 PPM										
					75 FTP	1.01	15.6	802.7	2.96	10.7
OTHER TESTS:					SC/3M					
289	75	FORD	LTD	400	COLD TRANS	1.33	24.9	931.1	6.50	9.1
					COLD STAB	0.60	8.7	954.6	3.05	9.1
IHC= 15 PPM HEXANE					HOT TRANS	0.95	8.4	799.9	6.05	10.9
ICO[ACT] = 0.1 %CO										
ICO[SPEC]= 0.5 %CO					72 FTP	0.95	16.5	943.4	4.70	9.1
INOX = 64 PPM										
					75 FTP	0.85	12.0	907.6	4.58	9.6
OTHER TESTS:					SC/3M					
290	75	FORD	LTD	400	COLD TRANS	0.93	11.8	943.1	4.50	9.2
					COLD STAB	0.59	12.4	850.5	2.02	10.2
IHC= 10 PPM HEXANE					HOT TRANS	0.67	6.7	750.2	3.37	11.6
ICO[ACT] = 0.5 %CO										
ICO[SPEC]= 0.5 %CO					72 FTP	0.75	12.1	894.8	3.21	9.7
INOX = 56 PPM										
					75 FTP	0.68	10.7	842.2	2.90	10.3
OTHER TESTS:					SC/3M					
293	75	FORD	LTD	460	COLD TRANS	2.83	64.7	892.5	2.83	8.8
					COLD STAB	1.74	76.5	967.1	0.93	8.1
IHC= 335 PPM HEXANE					HOT TRANS	1.31	42.8	853.4	1.68	9.6
ICO[ACT] = >5.0 %CO										
ICO[SPEC]= N/A %CO					72 FTP	2.26	70.9	931.4	1.84	8.5
INOX = 26 PPM										
					75 FTP	1.84	64.9	920.7	1.53	8.6
OTHER TESTS:					SC/3M					

APPENDIX C,CONT'D

LISTING OF FEDERAL TEST PROCEDURE RESULTS
ON INDIVIDUAL VEHICLES
HOUSTON

VEH NO.	YR	MAKE	MODL	CID	TEST TYPE	HC	CO	CO2	NOXC	MPG FUEL ECON
						-----GRAMS PER MILE-----				
294	75	LINC	CONT	460	COLD TRANS	5.56	124.7	839.9	3.68	8.4
					COLD STAB	6.03	214.3	801.4	1.02	7.7
IHC= 280 PPM HEXANE					HOT TRANS	4.07	101.7	738.3	3.29	9.7
ICO[ACT] = 9.5 %CO										
ICO[SPEC]= N/A %CO					72 FTP	5.80	171.4	819.8	2.29	8.0
INOX = 1 PPM										
					75 FTP	5.40	165.1	792.1	2.19	8.3
OTHER TESTS:					SC/3M					
295	75	MERC	MONA	302	COLD TRANS	2.11	34.2	686.4	8.72	11.9
					COLD STAB	0.46	0.8	689.9	5.00	12.8
IHC= 30 PPM HEXANE					HOT TRANS	0.71	2.2	612.0	8.60	14.4
ICO[ACT] = 0.0 %CO										
ICO[SPEC]= N/A %CO					72 FTP	1.25	16.8	688.2	6.78	12.4
INOX = 43 PPM										
					75 FTP	0.87	8.1	667.9	6.75	13.0
OTHER TESTS:					SC/3M					
297	75	MERC	COUG	351	COLD TRANS	1.26	17.4	799.6	5.65	10.7
					COLD STAB	0.89	18.9	738.0	2.44	11.5
IHC= 22 PPM HEXANE					HOT TRANS	0.92	10.4	675.2	4.67	12.8
ICO[ACT] = 1.0 %CO										
ICO[SPEC]= N/A %CO					72 FTP	1.07	18.2	767.5	3.98	11.1
INOX = 53 PPM										
					75 FTP	0.98	16.2	733.6	3.71	11.6
OTHER TESTS:					SC/3M					
298	75	MERC	MARQ	400	COLD TRANS	1.18	20.4	962.0	3.59	8.9
					COLD STAB	0.86	5.1	903.0	1.79	9.7
IHC= 5 PPM HEXANE					HOT TRANS	1.22	9.9	777.3	2.93	11.1
ICO[ACT] = 0.1 %CO										
ICO[SPEC]= N/A %CO					72 FTP	1.02	12.4	931.2	2.65	9.3
INOX = 68 PPM										
					75 FTP	1.03	9.5	880.8	2.47	9.9
OTHER TESTS:					SC/3M					
300	75	OLDS	OMEG	260	COLD TRANS	2.15	30.4	603.6	2.12	13.5
					COLD STAB	1.60	34.2	533.2	1.45	15.0
IHC= 380 PPM HEXANE					HOT TRANS	1.28	20.4	506.9	1.74	16.3
ICO[ACT] = >5.0 %CO										
ICO[SPEC]= N/A %CO					72 FTP	1.86	32.4	566.9	1.77	14.2
INOX = 38 PPM										
					75 FTP	1.63	29.7	540.5	1.67	15.0
OTHER TESTS:					SC/3M					

LISTING OF FEDERAL TEST PROCEDURE RESULTS
ON INDIVIDUAL VEHICLES
HOUSTON

VEH NO.	YR MAKE MODL CID	TEST TYPE	HC	CO	CO2	NOXC	MPG FUEL ECON
			-----GRAMS PER MILE-----				
308	75 PLYM VALI 318	COLD TRANS	11.71	206.4	493.9	0.85	10.4
		COLD STAB	6.99	179.6	500.8	0.80	11.0
	IHC= 310 PPM HEXANE	HOT TRANS	5.15	124.7	454.2	1.32	13.3
	ICO[ACT] = >5.0 %CO						
	ICO[SPEC]= 0.3 %CO	72 FTP	9.25	192.4	497.5	0.82	10.7
	INOX = 36 PPM						
		75 FTP	7.46	170.1	486.6	0.95	11.4
	OTHER TESTS:	SC/3M					
311	75 PLYM FURY 360	COLD TRANS	4.51	150.1	667.2	2.17	9.7
		COLD STAB	2.35	118.4	701.6	1.33	9.9
	IHC= 160 PPM HEXANE	HOT TRANS	1.44	61.5	629.3	2.80	12.2
	ICO[ACT] = >5.0 %CO						
	ICO[SPEC]= 0.3 %CO	72 FTP	3.39	133.6	685.1	1.73	9.8
	INOX = 62 PPM						
		75 FTP	2.55	109.4	674.8	1.90	10.4
	OTHER TESTS:	SC/3M					
312	75 PLYM FURY 400	COLD TRANS	6.42	100.4	765.0	2.30	9.4
		COLD STAB	1.33	50.8	759.1	1.14	10.5
	IHC= 29 PPM HEXANE	HOT TRANS	0.93	25.2	699.2	2.68	12.0
	ICO[ACT] = 3.8 %CO						
	ICO[SPEC]= 0.3 %CO	72 FTP	3.77	74.5	761.9	1.70	10.0
	INOX = 58 PPM						
		75 FTP	2.27	54.0	744.0	1.80	10.6
	OTHER TESTS:	SC/3M					
313	75 PLYM FURY 360	COLD TRANS	2.54	79.4	670.2	3.49	11.1
		COLD STAB	1.78	87.6	672.0	1.47	10.9
	IHC= 150 PPM HEXANE	HOT TRANS	1.34	54.4	613.4	2.31	12.6
	ICO[ACT] = >5.0 %CO						
	ICO[SPEC]= 0.3 %CO	72 FTP	2.14	83.7	671.1	2.44	11.0
	INOX = 52 PPM						
		75 FTP	1.82	76.9	655.6	2.11	11.3
	OTHER TESTS:	SC/3M					
314	75 PONT ASTR 140	COLD TRANS	1.50	31.9	443.8	3.68	17.8
		COLD STAB	0.08	1.3	428.6	1.76	20.6
	IHC= 15 PPM HEXANE	HOT TRANS	0.22	1.5	395.0	3.08	22.3
	ICO[ACT] = 0.0 %CO						
	ICO[SPEC]= N/A %CO	72 FTP	0.76	15.9	435.9	2.68	19.2
	INOX = 270 PPM						
		75 FTP	0.41	7.6	422.6	2.52	20.4
	OTHER TESTS:	SC/3M					

APPENDIX C,CONT'D

LISTING OF FEDERAL TEST PROCEDURE RESULTS
ON INDIVIDUAL VEHICLES
HOUSTON

VEH NO.	YR	MAKE	MODL	CID	TEST TYPE	HC	CO	CO2	NOXC	MPG FUEL ECON
						-----GRAMS PER MILE-----				
318	75	PONT	LEMA	350	COLD TRANS	1.97	26.3	807.9	4.11	10.4
					COLD STAB	0.12	0.1	848.0	5.30	10.5
IHC= 25 PPM HEXANE					HOT TRANS	0.25	3.6	695.1	4.38	12.7
ICO[ACT] = 0.0 %CO										
ICO[SPEC]= N/A %CO					72 FTP	1.00	12.6	828.8	4.73	10.4
INOX = 1076 PPM										
					75 FTP	0.54	6.4	798.0	4.80	11.0
OTHER TESTS:					SC/3M					
320	75	PONT	GRNV	400	COLD TRANS	2.95	46.2	860.3	3.38	9.4
					COLD STAB	2.29	60.3	737.4	2.53	10.6
IHC= 220 PPM HEXANE					HOT TRANS	1.46	29.7	707.2	3.76	11.7
ICO[ACT] = 3.5 %CO										
ICO[SPEC]= N/A %CO					72 FTP	2.60	53.5	796.2	2.94	10.0
INOX = 41 PPM										
					75 FTP	2.20	49.0	754.5	3.04	10.6
OTHER TESTS:					SC/3M					
321	75	PONT	STAW	455	COLD TRANS	3.61	68.7	823.8	3.51	9.4
					COLD STAB	1.88	43.2	763.8	1.85	10.6
IHC= 160 PPM HEXANE					HOT TRANS	1.61	33.9	730.3	3.14	11.3
ICO[ACT] = 2.2 %CO										
ICO[SPEC]= N/A %CO					72 FTP	2.71	55.4	792.5	2.64	10.0
INOX = 42 PPM										
					75 FTP	2.17	45.9	767.0	2.54	10.5
OTHER TESTS:					SC/3M					
322	75	AUDI	FOX	97	COLD TRANS	2.62	31.5	378.5	2.68	20.3
					COLD STAB	2.10	41.8	400.3	1.26	18.8
IHC= 165 PPM HEXANE					HOT TRANS	1.79	21.3	339.4	2.25	23.4
ICO[ACT] = >5.0 %CO										
ICO[SPEC]= 1.5 %CO					72 FTP	2.35	36.9	389.8	1.94	19.5
INOX = 58 PPM										
					75 FTP	2.12	34.1	379.2	1.82	20.2
OTHER TESTS:					SC/3M					
323	76	CAPR	SEDA	171	COLD TRANS	1.35	22.2	531.7	4.12	15.5
					COLD STAB	0.42	3.1	600.9	2.11	14.6
IHC= 30 PPM HEXANE					HOT TRANS	0.90	5.7	514.9	3.98	16.9
ICO[ACT] = 0.0 %CO										
ICO[SPEC]= N/A %CO					72 FTP	0.87	12.2	567.8	3.07	15.0
INOX = 71 PPM										
					75 FTP	0.74	7.7	563.2	3.03	15.4
OTHER TESTS:					SC/3M					

LISTING OF FEDERAL TEST PROCEDURE RESULTS
ON INDIVIDUAL VEHICLES
HOUSTON

VEH NO.	YR	MAKE	MODL	CID	TEST TYPE	HC	CO	CO2	NOXC	MPG FUEL ECON
						-----GRAMS PER MILE-----				
325	75	COLT	COLT	98	COLD TRANS	2.06	36.8	435.4	3.05	17.8
					COLD STAB	1.27	17.9	405.5	1.57	20.3
IHC= 110 PPM HEXANE					HOT TRANS	1.38	19.5	386.3	2.56	21.1
ICO[ACT] = 2.5 %CO										
ICO[SPEC]= 0.2 %CO					72 FTP	1.65	26.9	419.8	2.28	19.0
INOX = 96 PPM										
					75 FTP	1.46	22.2	406.4	2.15	19.9
OTHER TESTS:					SC/3M					
326	75	DATS	SEDA	85	COLD TRANS	2.40	23.1	367.2	4.01	21.6
					COLD STAB	2.01	9.4	373.2	1.87	22.5
IHC= 68 PPM HEXANE					HOT TRANS	1.71	9.1	313.7	3.71	26.6
ICO[ACT] = 0.4 %CO										
ICO[SPEC]= 2.0 %CO					72 FTP	2.19	16.0	370.3	2.89	22.1
INOX = 78 PPM										
					75 FTP	2.01	12.1	355.7	2.81	23.3
OTHER TESTS:					SC/3M					
327	75	DATS	B210	85	COLD TRANS	1.77	19.1	350.1	3.06	23.0
					COLD STAB	1.45	10.6	390.9	1.35	21.5
IHC= 95 PPM HEXANE					HOT TRANS	1.38	11.4	317.3	2.64	26.1
ICO[ACT] = 1.2 %CO										
ICO[SPEC]= 2.0 %CO					72 FTP	1.60	14.7	371.4	2.17	22.2
INOX = 60 PPM										
					75 FTP	1.50	12.6	362.4	2.06	22.9
OTHER TESTS:					SC/3M					
328	75	DATS	SEDA	85	COLD TRANS	1.60	20.5	341.3	4.13	23.4
					COLD STAB	1.53	13.1	355.1	1.62	23.3
IHC= 54 PPM HEXANE					HOT TRANS	1.58	12.3	294.8	3.30	27.8
ICO[ACT] = 1.2 %CO										
ICO[SPEC]= 2.0 %CO					72 FTP	1.56	16.6	348.5	2.82	23.4
INOX = 64 PPM										
					75 FTP	1.56	14.4	335.8	2.59	24.4
OTHER TESTS:					SC/3M					
329	75	VOLK	RABB	90	COLD TRANS	1.84	41.1	453.6	1.59	16.9
					COLD STAB	0.12	1.2	448.7	0.68	19.7
IHC= 20 PPM HEXANE					HOT TRANS	1.02	12.4	410.8	0.61	20.5
ICO[ACT] = 0.0 %CO										
ICO[SPEC]= 1.5 %CO					72 FTP	0.94	20.3	451.0	1.11	18.3
INOX = 63 PPM										
					75 FTP	0.72	12.5	439.4	0.84	19.2
OTHER TESTS:					SC/3M					

APPENDIX C,CONT'D

LISTING OF FEDERAL TEST PROCEDURE RESULTS
ON INDIVIDUAL VEHICLES
HOUSTON

VEH NO.	YR	MAKE	MODL	CID	TEST TYPE	HC	CO	CO2	NOXC	MPG FUEL ECON
						-----GRAMS PER MILE-----				
330	75	FIAT	SEDA	128	COLD TRANS	1.61	20.0	389.6	1.74	20.8
					COLD STAB	0.39	12.6	466.7	0.78	18.2
IHC= 50 PPM HEXANE					HOT TRANS	0.70	16.5	385.4	1.44	21.5
ICO[ACT] = 0.6 %CO										
ICO[SPEC]= N/A %CO					72 FTP	0.97	16.	429.8	1.24	19.4
INOX = 57 PPM										
					75 FTP	0.72	15.2	428.7	1.16	19.5
OTHER TESTS:					SC/3M					
331	75	HOND	CVCC	91	COLD TRANS	2.11	14.8	355.2	1.94	23.0
					COLD STAB	0.32	4.5	360.4	1.30	24.1
IHC= 62 PPM HEXANE					HOT TRANS	1.43	4.6	311.5	1.91	27.5
ICO[ACT] = 0.2 %CO										
ICO[SPEC]= 0.2 %CO					72 FTP	1.18	9.4	357.9	1.61	23.6
INOX = 99 PPM										
					75 FTP	0.99	6.6	346.0	1.60	24.7
OTHER TESTS:					SC/3M					
332	75	MAZD	SEDA	80	COLD TRANS	4.34	28.0	652.1	1.72	12.5
					COLD STAB	3.71	28.1	590.0	0.47	13.7
IHC= 400 PPM HEXANE					HOT TRANS	5.55	30.9	489.5	1.60	16.0
ICO[ACT] = 1.3 %CO										
ICO[SPEC]= N/A %CO					72 FTP	4.01	28.0	619.7	1.07	13.1
INOX = 21 PPM										
					75 FTP	4.34	28.8	575.4	1.04	14.0
OTHER TESTS:					SC/3M					
333	75	MAZD	SEDA	80	COLD TRANS	2.26	13.3	659.6	1.52	12.9
					COLD STAB	0.08	4.3	775.2	0.67	11.3
IHC= 20 PPM HEXANE					HOT TRANS	0.47	5.0	586.7	1.38	14.9
ICO[ACT] = 0.4 %CO										
ICO[SPEC]= N/A %CO					72 FTP	1.13	8.6	719.8	1.07	12.0
INOX = 27 PPM										
					75 FTP	0.64	6.3	699.9	1.04	12.5
OTHER TESTS:					SC/3M					
335	75	MG	B	110	COLD TRANS	0.46	10.5	436.1	0.86	19.5
					COLD STAB	0.36	5.5	399.3	0.36	21.7
IHC= 20 PPM HEXANE					HOT TRANS	0.20	5.1	357.3	0.78	24.3
ICO[ACT] = 0.2 %CO										
ICO[SPEC]= 4.5 %CO					72 FTP	0.41	7.9	416.9	0.60	20.6
INOX = 12 PPM										
					75 FTP	0.33	6.4	395.4	0.58	21.8
OTHER TESTS:					SC/3M					

LISTING OF FEDERAL TEST PROCEDURE RESULTS
ON INDIVIDUAL VEHICLES
HOUSTON

VEH NO.	YR	MAKE	MODL	CID	TEST TYPE	GRAMS PER MILE HC	CO	CO2	NOXC	MPG FUEL ECON
336	75	OPEL	SEDA	116	COLD TRANS	1.71	10.4	510.1	3.33	16.7
					COLD STAB	0.60	3.2	537.0	2.01	16.3
IHC= 18 PPM HEXANE					HOT TRANS	0.77	3.7	443.3	2.78	19.7
ICO[ACT] = 0.0 %CO										
ICO[SPEC]= N/A %CO					72 FTP	1.13	6.7	524.1	2.64	16.5
INOX = 106 PPM										
					75 FTP	0.87	4.8	505.9	2.49	17.2
OTHER TESTS:					SC/3M					
338	75	PORS	914	109	COLD TRANS	3.32	29.4	474.1	2.89	16.7
					COLD STAB	1.12	16.8	504.2	1.15	16.6
IHC= 100 PPM HEXANE					HOT TRANS	1.08	12.0	411.1	1.80	20.5
ICO[ACT] = 1.2 %CO										
ICO[SPEC]= 0.7 %CO					72 FTP	2.17	22.8	489.8	1.98	16.7
INOX = 80 PPM										
					75 FTP	1.56	18.1	472.6	1.69	17.5
OTHER TESTS:					SC/3M					
340	75	TOYO	CELI	133	COLD TRANS	2.27	17.4	483.8	3.56	17.1
					COLD STAB	1.40	8.9	571.7	1.39	15.0
IHC= 10 PPM HEXANE					HOT TRANS	1.41	6.9	443.6	3.06	19.3
ICO[ACT] = 0.9 %CO										
ICO[SPEC]= N/A %CO					72 FTP	1.81	13.0	529.6	2.43	16.0
INOX = 58 PPM										
					75 FTP	1.58	10.1	518.7	2.29	16.4
OTHER TESTS:					SC/3M					
341	75	TOYO	STAW	97	COLD TRANS	2.57	20.1	434.8	4.65	18.7
					COLD STAB	1.01	9.5	471.7	2.47	18.1
IHC= 20 PPM HEXANE					HOT TRANS	1.24	8.5	377.6	3.76	22.5
ICO[ACT] = 0.1 %CO										
ICO[SPEC]= 0.1 %CO					72 FTP	1.75	14.6	454.1	3.51	18.4
INOX = 96 PPM										
					75 FTP	1.39	11.4	438.4	3.27	19.3
OTHER TESTS:					SC/3M					
342	75	VOLK	SEDA	97	COLD TRANS	4.77	17.0	420.4	3.02	19.2
					COLD STAB	3.93	6.7	433.4	1.64	19.4
IHC= 800 PPM HEXANE					HOT TRANS	2.86	7.2	364.1	2.37	23.1
ICO[ACT] = 0.6 %CO										
ICO[SPEC]= 0.2 %CO					72 FTP	4.33	11.6	427.2	2.30	19.3
INOX = 126 PPM										
					75 FTP	3.81	8.9	411.8	2.12	20.3
OTHER TESTS:					SC/3M					

APPENDIX C,CONT'D

LISTING OF FEDERAL TEST PROCEDURE RESULTS
ON INDIVIDUAL VEHICLES
HOUSTON

VEH NO.	YR	MAKE	MODL	CID	TEST TYPE	HC (GRAMS PER MILE)	CO (GRAMS PER MILE)	CO2 (GRAMS PER MILE)	NOXC (GRAMS PER MILE)	MPG FUEL ECON
343	75	VOLK	RABB	90	COLD TRANS	3.88	66.1	423.4	1.45	16.4
					COLD STAB	0.74	1.2	431.3	1.40	20.4
IHC= 32 PPM HEXANE					HOT TRANS	0.79	1.8	355.7	1.79	24.6
ICO[ACT] = 0.0 %CO										
ICO[SPEC]= 1.5 %CO					72 FTP	2.25	32.3	427.6	1.42	18.3
INOX = 74 PPM										
					75 FTP	1.40	14.7	409.1	1.51	20.3
OTHER TESTS:					SC/3M					
345	75	VOLV	SEDA	121	COLD TRANS	2.14	30.5	501.6	4.81	16.0
					COLD STAB	1.06	22.5	489.3	1.37	16.8
IHC= 170 PPM HEXANE					HOT TRANS	1.40	27.0	416.3	3.19	19.2
ICO[ACT] = 1.9 %CO										
ICO[SPEC]= 1.5 %CO					72 FTP	1.57	26.4	495.2	3.02	16.4
INOX = 68 PPM										
					75 FTP	1.37	25.4	471.9	2.57	17.2
OTHER TESTS:					SC/3M					
511	75	FORD	GRAN	250	COLD TRANS	1.47	49.7	699.7	1.94	11.3
					COLD STAB	0.52	19.6	707.6	1.09	12.0
IHC= 30 PPM HEXANE					HOT TRANS	0.82	13.2	644.4	1.74	13.3
ICO[ACT] = 0.5 %CO										
ICO[SPEC]= N/A %CO					72 FTP	0.97	34.0	703.8	1.50	11.7
INOX = 198 PPM										
					75 FTP	0.79	24.0	688.7	1.44	12.2
OTHER TESTS:					SC/3M					
512	75	MERC	MONA	250	COLD TRANS	0.49	6.5	663.9	3.89	13.1
					COLD STAB	0.17	0.2	605.6	2.25	14.6
IHC= 22 PPM HEXANE					HOT TRANS	0.26	0.9	573.3	2.91	15.4
ICO[ACT] = 0.0 %CO										
ICO[SPEC]= N/A %CO					72 FTP	0.33	3.2	633.5	3.03	13.9
INOX = 211 PPM										
					75 FTP	0.26	1.7	608.8	2.77	14.5
OTHER TESTS:					SC/3M					
513	75	OLDS	OMEG	250	COLD TRANS	2.45	18.3	546.5	2.80	15.2
					COLD STAB	1.60	21.0	588.3	1.75	14.2
IHC= 250 PPM HEXANE					HOT TRANS	1.39	13.3	491.7	2.12	17.2
ICO[ACT] = 4.7 %CO										
ICO[SPEC]= N/A %CO					72 FTP	2.01	19.7	568.3	2.25	14.7
INOX = 35 PPM										
					75 FTP	1.72	18.3	553.3	2.07	15.1
OTHER TESTS:					SC/3M					

LISTING OF FEDERAL TEST PROCEDURE RESULTS
ON INDIVIDUAL VEHICLES
HOUSTON

VEH NO.	YR MAKE MODL CID	TEST TYPE	HC	CO	CO2	NOXC	MPG FUEL ECON
			-----GRAMS PER MILE-----				
514	75 PLYM GRNF 360	COLD TRANS	3.51	94.7	646.5	4.26	11.0
		COLD STAB	2.82	91.1	591.5	1.61	11.9
	IHC= 300 PPM HEXANE	HOT TRANS	1.58	39.1	565.0	4.05	14.1
	ICO[ACT] = >5.0 %CO						
	ICO[SPEC]= 0.3 %CO	72 FTP	3.15	92.8	617.8	2.88	11.5
	INOX = 46 PPM						
		75 FTP	2.63	77.7	595.6	2.82	12.2
	OTHER TESTS:	SC/3M					
515	75 PONT LEMA 350	COLD TRANS	2.57	26.4	704.5	3.30	11.8
		COLD STAB	0.58	0.5	696.1	2.72	12.7
	IHC= 100 PPM HEXANE	HOT TRANS	0.93	2.7	606.5	3.40	14.5
	ICO[ACT] = 0.0 %CO						
	ICO[SPEC]= N/A %CO	72 FTP	1.53	12.9	700.1	3.00	12.2
	INOX = 101 PPM						
		75 FTP	1.08	6.4	673.4	3.03	12.9
	OTHER TESTS:	SC/3M					
516	75 BMW SEDA 121	COLD TRANS	0.68	19.9	530.7	1.94	15.7
		COLD STAB	0.06	4.3	518.7	0.91	16.9
	IHC= 40 PPM HEXANE	HOT TRANS	0.27	6.9	461.1	1.97	18.8
	ICO[ACT] = 0.0 %CO						
	ICO[SPEC]= 1.5 %CO	72 FTP	0.35	11.7	524.5	1.40	16.3
	INOX = 119 PPM						
		75 FTP	0.24	8.2	505.5	1.41	17.1
	OTHER TESTS:	SC/3M					
517	75 BMW SEDA 182	COLD TRANS	1.53	21.2	737.2	3.09	11.4
		COLD STAB	0.15	13.0	757.3	1.11	11.4
	IHC= 25 PPM HEXANE	HOT TRANS	0.37	11.9	682.8	2.13	12.6
	ICO[ACT] = 0.1 %CO						
	ICO[SPEC]= 1.5 %CO	72 FTP	0.81	16.9	747.6	2.06	11.4
	INOX = 81 PPM						
		75 FTP	0.49	14.4	732.8	1.79	11.7
	OTHER TESTS:	SC/3M					
518	75 SUBA SEDA 83	COLD TRANS	2.25	28.6	465.0	3.62	17.2
		COLD STAB	1.28	12.8	418.8	2.32	20.0
	IHC= 105 PPM HEXANE	HOT TRANS	1.22	11.5	407.6	3.17	20.7
	ICO[ACT] = 2.1 %CO						
	ICO[SPEC]= 0.6 %CO	72 FTP	1.74	20.4	440.9	2.95	18.6
	INOX = 146 PPM						
		75 FTP	1.46	15.7	425.2	2.82	19.5
	OTHER TESTS:	SC/3M					

LISTING OF FEDERAL TEST PROCEDURE RESULTS
ON INDIVIDUAL VEHICLES
HOUSTON

VEH NO.	YR	MAKE	MODL	CID	TEST TYPE	GRAMS PER MILE HC	CO	CO2	NOXC	MPG FUEL ECON
519	75	MERB	230	141	COLD TRANS	2.93	34.0	547.6	5.98	14.5
					COLD STAB	1.72	16.8	492.3	2.87	16.9
IHC= 35 PPM HEXANE					HOT TRANS	1.73	13.5	472.5	5.11	17.8
ICO[ACT] = 0.2 %CO										
ICO[SPEC]= 0.2 %CO					72 FTP	2.30	25.0	518.8	4.35	15.7
INOX = 299 PPM										
					75 FTP	1.97	19.4	498.3	4.12	16.6
OTHER TESTS:					SC/3M					
520	75	PORS	914	120	COLD TRANS	2.41	30.6	476.6	2.59	16.7
					COLD STAB	0.93	16.4	499.9	1.35	16.8
IHC= 56 PPM HEXANE					HOT TRANS	1.09	18.6	402.9	2.13	20.4
ICO[ACT] = 2.6 %CO										
ICO[SPEC]= 1.2 %CO					72 FTP	1.64	23.2	488.7	1.95	16.7
INOX = 59 PPM										
					75 FTP	1.28	19.9	468.6	1.82	17.6
OTHER TESTS:					SC/3M					
521	75	SAAB	SEDA	121	COLD TRANS	1.85	15.6	501.6	2.36	16.7
					COLD STAB	1.08	16.9	465.7	1.67	17.9
IHC= 182 PPM HEXANE					HOT TRANS	0.79	8.3	407.6	2.49	21.0
ICO[ACT] = 1.3 %CO										
ICO[SPEC]= 1.3 %CO					72 FTP	1.45	16.3	482.9	2.00	17.3
INOX = 55 PPM										
					75 FTP	1.16	14.3	457.2	2.04	18.4
OTHER TESTS:					SC/3M					
522	75	AMMO	GREM	232	COLD TRANS	1.74	27.7	549.8	3.56	14.8
					COLD STAB	1.51	8.8	535.6	3.45	16.0
IHC= 97 PPM HEXANE					HOT TRANS	1.23	6.7	490.7	3.25	17.6
ICO[ACT] = 0.1 %CO										
ICO[SPEC]= 1.0 %CO					72 FTP	1.62	17.8	542.4	3.51	15.4
INOX = 399 PPM										
					75 FTP	1.48	12.1	526.2	3.42	16.1
OTHER TESTS:					SC/3M					
523	75	AMMO	HORN	258	COLD TRANS	1.12	31.7	687.3	2.98	12.0
					COLD STAB	0.47	4.5	645.0	1.85	13.6
IHC= 61 PPM HEXANE					HOT TRANS	0.93	4.3	585.8	2.32	14.9
ICO[ACT] = 0.1 %CO										
ICO[SPEC]= 1.0 %CO					72 FTP	0.78	17.5	665.3	2.39	12.8
INOX = 289 PPM										
					75 FTP	0.73	10.0	637.6	2.21	13.5
OTHER TESTS:					SC/3M					

LISTING OF FEDERAL TEST PROCEDURE RESULTS
ON INDIVIDUAL VEHICLES
HOUSTON

VEH NO.	YR	MAKE	MODL	CID	TEST TYPE	HC	CO	CO2	NOXC	MPG FUEL ECON
						-----GRAMS PER MILE-----				
524	75	DODG	MONA	360	COLD TRANS	4.94	130.4	669.9	2.45	10.0
					COLD STAB	2.72	136.5	703.0	1.48	9.6
IHC= 100 PPM HEXANE					HOT TRANS	1.91	47.3	455.2	2.76	16.6
ICO[ACT] = 4.9 %CO										
ICO[SPEC]= 0.3 %CO					72 FTP	3.78	133.6	687.1	1.94	9.8
INOX = 51 PPM										
					75 FTP	2.96	110.9	628.6	2.03	10.9
OTHER TESTS:					SC/3M					
525	75	MERC	MARQ	460	COLD TRANS	2.33	45.6	849.0	4.12	9.6
					COLD STAB	0.92	33.0	872.1	1.96	9.6
IHC= 22 PPM HEXANE					HOT TRANS	0.98	15.0	750.3	4.34	11.4
ICO[ACT] = 0.5 %CO										
ICO[SPEC]= N/A %CO					72 FTP	1.60	39.0	861.1	2.99	9.6
INOX = 54 PPM										
					75 FTP	1.23	30.7	834.1	3.05	10.0
OTHER TESTS:					SC/3M					
046	74	AMMO	MATA	304	COLD TRANS	4.75	51.8	666.4	6.68	11.6
					COLD STAB	3.15	29.2	680.5	4.12	12.1
IHC= 178 PPM HEXANE					HOT TRANS	2.97	26.6	602.2	6.69	13.6
ICO[ACT] = 1.7 %CO										
ICO[SPEC]= 1.0 %CO					72 FTP	3.91	40.0	673.8	5.35	11.8
INOX = 149 PPM										
					75 FTP	3.43	33.2	656.3	5.35	12.3
OTHER TESTS:					NONE					
047	74	BUIC	ELEC	455	COLD TRANS	5.24	65.7	803.5	9.32	9.6
					COLD STAB	3.27	6.2	762.8	5.54	11.3
IHC= 100 PPM HEXANE					HOT TRANS	3.42	7.9	676.2	8.85	12.7
ICO[ACT] = 0.1 %CO										
ICO[SPEC]= 0.3 %CO					72 FTP	4.21	34.7	782.3	7.35	10.4
INOX = 65 PPM										
					75 FTP	3.72	18.9	747.6	7.22	11.2
OTHER TESTS:					LOADED					
048	74	BUIC	CENT	350	COLD TRANS	9.62	131.6	705.4	2.12	9.4
					COLD STAB	2.51	34.0	678.2	1.23	12.0
IHC= 25 PPM HEXANE					HOT TRANS	2.39	23.6	595.5	2.36	13.9
ICO[ACT] = 0.3 %CO										
ICO[SPEC]= 0.3 %CO					72 FTP	5.92	80.7	691.2	1.65	10.6
INOX = 42 PPM										
					75 FTP	3.94	51.2	661.2	1.72	11.8
OTHER TESTS:					NONE					

LISTING OF FEDERAL TEST PROCEDURE RESULTS
ON INDIVIDUAL VEHICLES
HOUSTON

VEH NO.	YR	MAKE	MODL	CID	TEST TYPE	HC	CO	CO2	NOXC	MPG FUEL ECON
						-----GRAMS PER MILE-----				
049	74	CHEV	VEGA	140	COLD TRANS	4.01	67.8	481.0	1.59	14.8
					COLD STAB	1.51	25.0	481.5	1.13	16.9
IHC= 220 PPM HEXANE					HOT TRANS	1.95	24.2	436.5	1.54	18.5
ICO[ACT] = 2.3 %CO										
ICO[SPEC]= 0.5 %CO					72 FTP	2.71	45.5	481.3	1.35	15.8
INOX = 185 PPM										
					75 FTP	2.15	33.6	469.1	1.34	16.8
OTHER TESTS:					NONE					
050	74	CHEV	MONT	350	COLD TRANS	3.17	66.7	742.3	1.97	10.4
					COLD STAB	1.93	40.3	744.1	0.85	10.9
IHC= 85 PPM HEXANE					HOT TRANS	2.11	27.8	640.6	1.79	12.8
ICO[ACT] = 0.6 %CO										
ICO[SPEC]= 0.5 %CO					72 FTP	2.52	53.0	743.2	1.39	10.6
INOX = 44 PPM										
					75 FTP	2.23	42.3	715.5	1.34	11.2
OTHER TESTS:					NONE					
051	74	CHEV	NOVA	250	COLD TRANS	2.93	39.6	540.7	2.69	14.5
					COLD STAB	1.48	21.3	664.0	1.02	12.6
IHC= 50 PPM HEXANE					HOT TRANS	2.78	28.1	478.4	2.37	16.7
ICO[ACT] = 1.0 %CO										
ICO[SPEC]= 0.3 %CO					72 FTP	2.17	30.1	605.0	1.82	13.5
INOX = 24 PPM										
					75 FTP	2.13	26.9	588.0	1.73	13.9
OTHER TESTS:					NONE					
052	74	CHEV	NOVA	350	COLD TRANS	2.16	86.1	759.6	0.83	9.8
					COLD STAB	1.27	50.1	770.0	0.66	10.4
IHC= 100 PPM HEXANE					HOT TRANS	1.48	50.7	661.0	0.82	11.9
ICO[ACT] = 2.5 %CO										
ICO[SPEC]= 0.5 %CO					72 FTP	1.70	67.3	765.1	0.74	10.1
INOX = 36 PPM										
					75 FTP	1.51	57.7	738.2	0.74	10.6
OTHER TESTS:					NONE					
053	74	CHEV	IMPA	350	COLD TRANS	3.80	71.7	746.1	6.88	10.2
					COLD STAB	2.93	54.6	723.4	3.64	10.8
IHC= 180 PPM HEXANE					HOT TRANS	2.75	39.1	654.1	6.78	12.3
ICO[ACT] = 2.2 %CO										
ICO[SPEC]= 0.5 %CO					72 FTP	3.35	62.8	734.3	5.19	10.5
INOX = 84 PPM										
					75 FTP	3.06	53.9	709.2	5.16	11.0
OTHER TESTS:					NONE					

LISTING OF FEDERAL TEST PROCEDURE RESULTS
ON INDIVIDUAL VEHICLES
HOUSTON

VEH NO.	YR	MAKE	MODL	CID	TEST TYPE	HC	CO	CO2	NOXC	MPG FUEL ECON
						-----GRAMS PER MILE-----				
054	74	CHEV	CAPR	400	COLD TRANS	3.59	64.7	864.4	3.19	9.1
					COLD STAB	1.29	41.6	853.3	1.34	9.6
IHC= 122 PPM HEXANE					HOT TRANS	1.69	33.5	694.1	2.41	11.8
ICO[ACT] = 2.2 %CO										
ICO[SPEC]= 0.5 %CO					72 FTP	2.39	52.7	858.6	2.22	9.4
INOX = 30 PPM										
					75 FTP	1.87	44.2	812.1	2.01	10.0
OTHER TESTS:					NONE					
055	74	DODG	MONA	360	COLD TRANS	6.00	108.1	759.2	3.12	9.4
					COLD STAB	3.96	123.5	741.2	1.69	9.4
IHC= 185 PPM HEXANE					HOT TRANS	3.65	79.0	634.2	3.36	11.5
ICO[ACT] = 7.5 %CO										
ICO[SPEC]= 0.5 %CO					72 FTP	4.94	116.1	749.8	2.37	9.4
INOX = 55 PPM										
					75 FTP	4.30	108.2	715.7	2.44	9.9
OTHER TESTS:					NONE					
056	74	DODG	DART	225	COLD TRANS	4.64	65.3	524.9	7.50	13.8
					COLD STAB	3.24	56.9	475.0	3.98	15.4
IHC= 360 PPM HEXANE					HOT TRANS	3.31	35.3	448.6	7.00	17.2
ICO[ACT] = >5.0 %CO										
ICO[SPEC]= 0.5 %CO					72 FTP	3.91	60.9	498.9	5.67	14.6
INOX = 48 PPM										
					75 FTP	3.55	52.7	478.1	5.53	15.5
OTHER TESTS:					NONE					
057	74	FORD	PINT	122	COLD TRANS	3.96	31.2	366.7	3.69	20.7
					COLD STAB	2.83	14.6	370.5	2.28	22.1
IHC= 50 PPM HEXANE					HOT TRANS	2.52	16.9	319.1	3.62	25.1
ICO[ACT] = 0.1 %CO										
ICO[SPEC]= 0.5 %CO					72 FTP	3.37	22.6	368.7	2.96	21.4
INOX = 43 PPM										
					75 FTP	2.98	18.7	355.7	2.94	22.5
OTHER TESTS:					NONE					
058	74	FORD	MAVE	302	COLD TRANS	4.67	78.0	639.3	3.27	11.4
					COLD STAB	2.94	32.5	620.0	1.67	13.0
IHC= 220 PPM HEXANE					HOT TRANS	3.34	29.1	546.2	2.84	14.7
ICO[ACT] = 1.3 %CO										
ICO[SPEC]= 0.5 %CO					72 FTP	3.77	54.3	629.2	2.44	12.2
INOX = 84 PPM										
					75 FTP	3.41	40.9	603.8	2.32	13.1
OTHER TESTS:					NONE					

APPENDIX C,CONT'D

LISTING OF FEDERAL TEST PROCEDURE RESULTS
ON INDIVIDUAL VEHICLES
HOUSTON

VEH NO.	YR MAKE MODL CID	TEST TYPE	HC	CO	CO2	NOXC	MPG FUEL ECON
			-----GRAMS PER MILE-----				
059	74 FORD MAVE 250	COLD TRANS	3.52	73.2	551.6	2.20	13.1
		COLD STAB	2.91	72.2	472.8	1.87	14.9
	IHC= 160 PPM HEXANE	HOT TRANS	3.34	57.3	442.8	1.98	16.3
	ICO[ACT] = 4.6 %CO						
	ICO[SPEC]= 0.5 %CO	72 FTP	3.20	72.7	510.5	2.03	14.0
	INOX = 60 PPM						
		75 FTP	3.15	68.4	480.8	1.97	14.8
	OTHER TESTS:	NONE					
060	74 FORD TORI 351	COLD TRANS	3.83	38.8	828.5	2.52	9.8
		COLD STAB	2.60	19.4	853.9	0.87	9.9
	IHC= 200 PPM HEXANE	HOT TRANS	3.03	25.4	718.8	2.23	11.6
	ICO[ACT] = 0.1 %CO						
	ICO[SPEC]= 0.4 %CO	72 FTP	3.19	28.7	841.8	1.66	9.9
	INOX = 78 PPM						
		75 FTP	2.97	25.0	811.8	1.58	10.3
	OTHER TESTS:	NONE					
061	74 FORD LTD 400	COLD TRANS	2.74	14.9	893.5	5.07	9.6
		COLD STAB	1.74	12.7	906.9	1.94	9.5
	IHC= 120 PPM HEXANE	HOT TRANS	2.36	13.2	740.3	3.85	11.5
	ICO[ACT] = 0.3 %CO						
	ICO[SPEC]= 0.4 %CO	72 FTP	2.22	13.8	900.5	3.43	9.6
	INOX = 43 PPM						
		75 FTP	2.11	13.3	858.7	3.10	10.0
	OTHER TESTS:	NONE					
062	74 LINC MRK4 460	COLD TRANS	5.68	116.7	811.0	6.08	8.8
		COLD STAB	5.88	199.5	780.3	2.54	8.0
	IHC= 30 PPM HEXANE	HOT TRANS	4.90	113.6	684.2	5.35	10.1
	ICO[ACT] = >5.0 %CO						
	ICO[SPEC]= 0.3 %CO	72 FTP	5.79	159.9	795.0	4.24	8.3
	INOX = 38 PPM						
		75 FTP	5.57	159.0	760.4	4.04	8.6
	OTHER TESTS:	NONE					
063	74 MERC MONG 302	COLD TRANS	9.04	95.2	655.3	5.73	10.6
		COLD STAB	5.56	41.1	661.8	3.40	11.9
	IHC= 900 PPM HEXANE	HOT TRANS	5.50	29.6	608.7	5.63	13.2
	ICO[ACT] = 2.6 %CO						
	ICO[SPEC]= 0.5 %CO	72 FTP	7.22	67.0	658.7	4.52	11.3
	INOX = 48 PPM						
		75 FTP	6.26	49.1	646.0	4.49	11.9
	OTHER TESTS:	NONE					

LISTING OF FEDERAL TEST PROCEDURE RESULTS
ON INDIVIDUAL VEHICLES
HOUSTON

VEH NO.	YR	MAKE	MODL	CID	TEST TYPE	HC	CO	CO2	NOXC	MPG FUEL ECON
						-----GRAMS PER MILE-----				
064	74	OLDS	CUTL	350	COLD TRANS	3.51	27.8	821.3	2.97	10.1
					COLD STAB	2.05	5.8	831.4	2.11	10.5
IHC= 85 PPM HEXANE					HOT TRANS	2.63	19.3	701.6	2.76	12.0
ICO[ACT] = 0.1 %CO										
ICO[SPEC]= 0.5 %CO					72 FTP	2.75	16.3	826.6	2.53	10.3
INOX = 70 PPM										
					75 FTP	2.51	14.0	793.9	2.47	10.8
OTHER TESTS:					NONE					
065	74	OLDS	CUTL	350	COLD TRANS	5.18	41.6	719.1	6.45	11.1
					COLD STAB	4.06	14.3	659.0	3.60	12.8
IHC= 210 PPM HEXANE					HOT TRANS	4.12	15.9	623.4	4.32	13.4
ICO[ACT] = 0.1 %CO										
ICO[SPEC]= 0.2 %CO					72 FTP	4.60	27.4	687.8	4.97	11.9
INOX = 75 PPM										
					75 FTP	4.31	20.3	661.7	4.38	12.5
OTHER TESTS:					NONE					
066	74	OLDS	98	455	COLD TRANS	1.43	17.2	1051.9	4.06	8.2
					COLD STAB	0.64	5.2	1045.8	2.32	8.4
IHC= 110 PPM HEXANE					HOT TRANS	1.14	6.3	926.7	2.32	9.4
ICO[ACT] = 0.1 %CO										
ICO[SPEC]= 0.2 %CO					72 FTP	1.02	10.9	1048.7	3.15	8.3
INOX = 30 PPM										
					75 FTP	0.94	7.9	1014.5	2.68	8.6
OTHER TESTS:					NONE					
067	74	PLYM	SATE	318	COLD TRANS	6.17	92.1	673.0	3.87	10.6
					COLD STAB	3.72	85.7	671.0	1.78	10.9
IHC= 200 PPM HEXANE					HOT TRANS	3.22	46.1	604.7	3.34	12.9
ICO[ACT] = >5.0 %CO										
ICO[SPEC]= 0.5 %CO					72 FTP	4.89	88.7	672.0	2.78	10.7
INOX = 54 PPM										
					75 FTP	4.09	76.2	653.3	2.63	11.3
OTHER TESTS:					LOADED					
068	74	PLYM	VALI	225	COLD TRANS	6.77	73.8	435.5	2.98	15.5
					COLD STAB	5.46	108.7	441.0	1.44	14.1
IHC= 45 PPM HEXANE					HOT TRANS	3.96	66.5	384.4	2.30	17.7
ICO[ACT] = >5.0 %CO										
ICO[SPEC]= 0.5 %CO					72 FTP	6.08	92.0	438.4	2.18	14.7
INOX = 57 PPM										
					75 FTP	5.32	90.0	424.4	1.99	15.2
OTHER TESTS:					NONE					

LISTING OF FEDERAL TEST PROCEDURE RESULTS
ON INDIVIDUAL VEHICLES
HOUSTON

VEH NO.	YR MAKE MODL CID	TEST TYPE	HC	CO	CO2	NOXC	MPG FUEL ECON
			-----GRAMS PER MILE-----				
069	74 PONT CATA 400	COLD TRANS	6.84	103.1	669.1	6.77	10.4
		COLD STAB	7.21	175.0	568.6	2.89	10.2
IHC= 350 PPM HEXANE		HOT TRANS	4.97	83.2	592.5	6.59	12.0
ICO[ACT] = >5.0 %CO							
ICO[SPEC]= 0.3 %CO		72 FTP	7.03	140.6	616.7	4.75	10.3
INOX = 39 PPM							
		75 FTP	6.52	135.1	595.8	4.70	10.7
OTHER TESTS:		LOADED					
070	74 PONT LEMA 350	COLD TRANS	4.33	41.3	820.6	1.58	9.9
		COLD STAB	3.93	9.1	750.6	1.30	11.4
IHC= 500 PPM HEXANE		HOT TRANS	3.62	10.6	650.7	1.90	13.1
ICO[ACT] = 0.2 %CO							
ICO[SPEC]= 0.3 %CO		72 FTP	4.12	24.5	784.1	1.44	10.6
INOX = 1498 PPM							
		75 FTP	3.93	16.1	737.8	1.52	11.4
OTHER TESTS:		NONE					
071	74 DATS SEDA 119	COLD TRANS	2.15	40.7	444.6	2.51	17.2
		COLD STAB	1.72	20.3	446.3	1.46	18.4
IHC= 65 PPM HEXANE		HOT TRANS	1.50	20.0	372.8	1.95	21.7
ICO[ACT] = 0.8 %CO							
ICO[SPEC]= 3.0 %CO		72 FTP	1.92	30.1	445.5	1.96	17.8
INOX = 28 PPM							
		75 FTP	1.75	24.4	425.9	1.81	18.9
OTHER TESTS:		NONE					
072	74 MAZD RX3 70	COLD TRANS	8.09	33.9	527.8	1.61	14.6
		COLD STAB	8.13	35.1	617.0	0.78	12.7
IHC= 950 PPM HEXANE		HOT TRANS	10.00	51.9	441.3	1.54	16.0
ICO[ACT] = 2.0 %CO							
ICO[SPEC]= 2.0 %CO		72 FTP	8.11	34.5	574.3	1.18	13.6
INOX = 16 PPM							
		75 FTP	8.63	39.4	550.7	1.16	13.9
OTHER TESTS:		NONE					
073	74 TOYO CORO 97	COLD TRANS	3.48	36.1	362.7	5.29	20.6
		COLD STAB	3.01	47.0	363.8	1.78	19.8
IHC= 380 PPM HEXANE		HOT TRANS	2.43	26.5	315.2	3.84	24.3
ICO[ACT] = 8.4 %CO							
ICO[SPEC]= 4.0 %CO		72 FTP	3.23	41.8	363.3	3.46	20.2
INOX = 58 PPM							
		75 FTP	2.95	39.2	350.3	3.07	21.1
OTHER TESTS:		NONE					

LISTING OF FEDERAL TEST PROCEDURE RESULTS
ON INDIVIDUAL VEHICLES
HOUSTON

VEH NO.	YR MAKE MODL CID	TEST TYPE	HC	CO	CO2	NOXC	MPG FUEL ECON
			-----GRAMS PER MILE-----				
074	74 VOLK SEDA 97	COLD TRANS	5.33	41.2	272.1	4.67	25.1
		COLD STAB	4.71	39.5	265.5	2.91	25.9
IHC=1100 PPM HEXANE		HOT TRANS	3.64	27.7	246.2	4.30	29.5
ICO[ACT] = 3.3 %CO							
ICO[SPEC]= 3.0 %CO		72 FTP	5.01	40.3	268.7	3.75	25.5
INOX = 34 PPM							
		75 FTP	4.55	36.6	261.6	3.65	26.6
OTHER TESTS:		NONE					
075	74 VOLK SEDA 97	COLD TRANS	3.95	31.3	302.2	2.88	24.4
		COLD STAB	3.16	19.4	338.2	2.03	23.4
IHC= 950 PPM HEXANE		HOT TRANS	2.95	19.3	275.4	2.66	28.2
ICO[ACT] = 0.2 %CO							
ICO[SPEC]= N/A %CO		72 FTP	3.54	25.1	321.0	2.44	23.9
INOX = 48 PPM							
		75 FTP	3.26	21.8	313.6	2.38	24.8
OTHER TESTS:		NONE					
076	72 AMMO GREM 258	COLD TRANS	2.62	24.5	424.2	5.00	18.8
		COLD STAB	2.16	14.6	384.8	2.70	21.4
IHC= 80 PPM HEXANE		HOT TRANS	2.30	11.5	366.8	4.74	22.6
ICO[ACT] = 0.3 %CO							
ICO[SPEC]= 1.0 %CO		72 FTP	2.38	19.3	403.6	3.80	20.1
INOX = 72 PPM							
		75 FTP	2.29	15.8	388.0	3.73	21.1
OTHER TESTS:		LO/HI					
077	72 BUIC ELEC 455	COLD TRANS	3.59	28.3	840.1	8.53	9.9
		COLD STAB	1.84	32.4	816.5	4.90	10.2
IHC= 100 PPM HEXANE		HOT TRANS	1.93	21.1	693.9	8.27	12.1
ICO[ACT] = 2.6 %CO							
ICO[SPEC]= N/A %CO		72 FTP	2.68	30.4	827.8	6.64	10.0
INOX = 50 PPM							
		75 FTP	2.23	28.5	787.9	6.57	10.6
OTHER TESTS:		LO/HI					
078	72 CADI DEVI 472	COLD TRANS	1.10	38.8	1188.9	4.25	7.1
		COLD STAB	0.31	15.5	1220.1	2.69	7.1
IHC= 23 PPM HEXANE		HOT TRANS	0.92	21.3	923.8	3.89	9.2
ICO[ACT] = 0.1 %CO							
ICO[SPEC]= N/A %CO		72 FTP	0.69	26.6	1205.2	3.44	7.1
INOX = 57 PPM							
		75 FTP	0.64	21.9	1132.8	3.34	7.6
OTHER TESTS:		LO/HI					

LISTING OF FEDERAL TEST PROCEDURE RESULTS
ON INDIVIDUAL VEHICLES
HOUSTON

VEH NO.	YR MAKE MODL CID	TEST TYPE	HC	CO	CO2	NOXC	MPG FUEL ECON
			-----GRAMS PER MILE-----				
079	72 CHEV VEGA 140	COLD TRANS	5.66	61.2	452.0	3.21	15.7
		COLD STAB	1.64	29.6	503.8	1.67	16.0
	IHC= 40 PPM HEXANE	HOT TRANS	2.38	33.2	407.2	3.67	19.0
	ICO[ACT] = 0.2 %CO						
	ICO[SPEC]= N/A %CO	72 FTP	3.56	44.7	479.0	2.41	15.8
	INOX = 19 PPM						
		75 FTP	2.67	37.1	466.8	2.53	16.6
	OTHER TESTS:	LO/HI					
080	72 CHEV MONT 350	COLD TRANS	8.52	150.5	567.2	3.76	10.7
		COLD STAB	6.23	112.0	521.7	2.05	12.4
	IHC= 400 PPM HEXANE	HOT TRANS	5.38	82.4	490.7	3.77	13.9
	ICO[ACT] = 4.9 %CO						
	ICO[SPEC]= N/A %CO	72 FTP	7.32	130.4	543.5	2.87	11.5
	INOX = 48 PPM						
		75 FTP	6.47	111.8	522.6	2.87	12.3
	OTHER TESTS:	LO/HI					
081	72 CHEV STAW 350	COLD TRANS	5.10	63.9	642.7	5.37	11.7
		COLD STAB	4.52	80.0	632.4	2.23	11.5
	IHC= 385 PPM HEXANE	HOT TRANS	5.38	59.9	555.5	4.31	13.3
	ICO[ACT] = 5.8 %CO						
	ICO[SPEC]= N/A %CO	72 FTP	4.79	72.3	637.3	3.73	11.6
	INOX = 69 PPM						
		75 FTP	4.87	71.2	613.5	3.44	12.0
	OTHER TESTS:	LO/HI					
082	72 CHEV MALI 307	COLD TRANS	6.27	14.1	668.7	9.54	12.5
		COLD STAB	4.81	9.1	644.1	5.57	13.2
	IHC= 280 PPM HEXANE	HOT TRANS	3.88	8.8	554.4	7.65	15.3
	ICO[ACT] = 0.3 %CO						
	ICO[SPEC]= N/A %CO	72 FTP	5.51	11.5	655.9	7.47	12.8
	INOX = 349 PPM						
		75 FTP	4.86	10.0	624.7	6.95	13.5
	OTHER TESTS:	LO/HI					
083	72 CHEV STAW 350	COLD TRANS	5.95	81.7	782.2	4.41	9.5
		COLD STAB	3.41	39.1	805.0	2.69	10.1
	IHC= 600 PPM HEXANE	HOT TRANS	4.48	44.7	663.1	4.44	11.9
	ICO[ACT] = >5.0 %CO						
	ICO[SPEC]= N/A %CO	72 FTP	4.63	59.5	794.1	3.51	9.8
	INOX = 79 PPM						
		75 FTP	4.22	49.4	761.6	3.52	10.4
	OTHER TESTS:	LO/HI					

LISTING OF FEDERAL TEST PROCEDURE RESULTS
ON INDIVIDUAL VEHICLES
HOUSTON

VEH NO.	YR	MAKE	MODL	CID	TEST TYPE	HC	CO	CO2	NOXC	MPG FUEL ECON
						-----GRAMS PER MILE-----				
084	72	CHEV	IMPA	400	COLD TRANS	5.49	138.0	830.7	3.65	8.3
					COLD STAB	1.10	13.4	913.0	2.38	9.5
IHC= 50 PPM HEXANE					HOT TRANS	1.70	28.2	755.3	3.09	11.0
ICO[ACT] = 0.1 %CO										
ICO[SPEC]= N/A %CO					72 FTP	3.20	73.0	873.6	2.99	8.9
INOX = 279 PPM										
					75 FTP	2.17	43.1	853.0	2.84	9.6
OTHER TESTS:					LO/HI					
085	72	DODG	CHAR	318	COLD TRANS	4.21	54.2	621.4	4.18	12.3
					COLD STAB	2.77	18.7	622.8	3.05	13.4
IHC= 875 PPM HEXANE					HOT TRANS	3.09	21.8	535.9	4.28	15.3
ICO[ACT] = 0.1 %CO										
ICO[SPEC]= 0.5 %CO					72 FTP	3.46	35.7	622.2	3.59	12.9
INOX = 14 PPM										
					75 FTP	3.16	26.9	598.8	3.62	13.6
OTHER TESTS:					LO/HI					
086	72	FORD	PINT	122	COLD TRANS	3.47	32.0	369.7	6.07	20.6
					COLD STAB	2.45	20.2	383.1	3.26	21.0
IHC= 108 PPM HEXANE					HOT TRANS	1.98	12.5	325.9	5.67	25.2
ICO[ACT] = 0.9 %CO										
ICO[SPEC]= 1.2 %CO					72 FTP	2.94	25.8	376.7	4.60	20.8
INOX = 85 PPM										
					75 FTP	2.53	20.5	364.7	4.49	21.9
OTHER TESTS:					LO/HI					
087	72	FORD	STAW	351	COLD TRANS	7.20	65.3	727.0	6.98	10.4
					COLD STAB	4.25	83.8	709.0	3.74	10.4
IHC= 95 PPM HEXANE					HOT TRANS	4.75	49.1	601.4	6.63	12.8
ICO[ACT] = 4.6 %CO										
ICO[SPEC]= 0.5 %CO					72 FTP	5.66	75.0	717.6	5.29	10.4
INOX = 70 PPM										
					75 FTP	4.99	70.5	683.3	5.19	11.0
OTHER TESTS:					LO/HI					
088	72	FORD	MAVE	250	COLD TRANS	4.38	90.5	409.7	6.44	15.7
					COLD STAB	2.89	52.1	401.9	4.34	18.0
IHC= 170 PPM HEXANE					HOT TRANS	3.17	30.0	364.0	6.82	21.1
ICO[ACT] = 3.2 %CO										
ICO[SPEC]= 1.0 %CO					72 FTP	3.60	70.5	405.6	5.35	16.8
INOX = 116 PPM										
					75 FTP	3.28	54.0	393.1	5.45	18.2
OTHER TESTS:					LO/HI					

LISTING OF FEDERAL TEST PROCEDURE RESULTS
ON INDIVIDUAL VEHICLES
HOUSTON

VEH NO.	YR	MAKE	MODL	CID	TEST TYPE	HC	CO	CO2	NOXC	MPG FUEL ECON
						-----GRAMS PER MILE-----				
089	72	FORD	GALA	351	COLD TRANS	14.74	206.5	608.6	2.41	9.1
					COLD STAB	16.74	194.0	576.8	1.10	9.5
IHC= 960 PPM HEXANE					HOT TRANS	12.26	167.3	520.7	2.08	10.8
ICO[ACT] = 3.5 %CO										
ICO[SPEC]= 0.5 %CO					72 FTP	15.78	200.0	592.0	1.73	9.3
INOX = 73 PPM										
					75 FTP	15.10	189.3	568.0	1.64	9.7
OTHER TESTS:					LO/HI					
090	72	FORD	LTD	400	COLD TRANS	4.21	50.0	733.6	7.09	10.8
					COLD STAB	3.76	79.8	679.7	4.18	10.9
IHC= 255 PPM HEXANE					HOT TRANS	3.38	41.0	620.2	7.16	12.8
ICO[ACT] = >5.0 %CO										
ICO[SPEC]= 0.1 %CO					72 FTP	3.98	65.5	705.5	5.57	10.8
INOX = 80 PPM										
					75 FTP	3.75	63.1	674.6	5.59	11.3
OTHER TESTS:					LO/HI					
091	72	MERC	STAW	400	COLD TRANS	5.99	124.2	776.6	6.26	9.0
					COLD STAB	3.84	55.4	756.2	5.38	10.4
IHC= 90 PPM HEXANE					HOT TRANS	3.86	37.0	686.9	8.25	11.7
ICO[ACT] = 1.5 %CO										
ICO[SPEC]= 0.1 %CO					72 FTP	4.87	88.4	765.9	5.80	9.6
INOX = 126 PPM										
					75 FTP	4.29	64.6	741.5	6.35	10.4
OTHER TESTS:					LO/HI					
092	72	OLDS	CUTL	350	COLD TRANS	7.93	146.5	570.8	4.56	10.7
					COLD STAB	7.70	238.0	547.2	1.32	9.4
IHC= 115 PPM HEXANE					HOT TRANS	5.95	119.4	503.1	3.97	12.5
ICO[ACT] = 4.7 %CO										
ICO[SPEC]= N/A %CO					72 FTP	7.81	194.2	558.5	2.87	10.0
INOX = 47 PPM										
					75 FTP	7.27	186.8	540.0	2.71	10.4
OTHER TESTS:					LO/HI					
093	72	PLYM	VALI	225	COLD TRANS	5.19	108.9	428.9	6.03	14.4
					COLD STAB	3.04	52.5	398.2	4.62	18.1
IHC= 180 PPM HEXANE					HOT TRANS	2.74	33.2	391.1	6.75	19.6
ICO[ACT] = 3.8 %CO										
ICO[SPEC]= 0.5 %CO					72 FTP	4.07	79.5	412.9	5.29	16.1
INOX = 597 PPM										
					75 FTP	3.40	58.9	402.6	5.49	17.5
OTHER TESTS:					LO/HI					

LISTING OF FEDERAL TEST PROCEDURE RESULTS
ON INDIVIDUAL VEHICLES
HOUSTON

VEH NO.	YR	MAKE	MODL	CID	TEST TYPE	HC	CO	CO2	NOXC	MPG FUEL ECON
						-----GRAMS PER MILE-----				
094	72	PLYM	STAW	360	COLD TRANS	37.01	489.3	526.5	1.59	6.3
					COLD STAB	62.68	642.1	447.6	0.13	5.4
IHC= 240 PPM HEXANE					HOT TRANS	10.83	244.2	525.4	3.28	9.4
ICO[ACT] = >5.0 %CO										
ICO[SPEC]= N/A %CO					72 FTP	50.39	569.0	485.4	0.83	5.8
INOX = 55 PPM										
					75 FTP	43.25	502.1	485.1	1.29	6.3
OTHER TESTS:					LO/HI					
095	72	PONT	CATA	400	COLD TRANS	4.60	89.0	651.2	3.41	11.0
					COLD STAB	3.80	111.8	675.5	1.84	10.3
IHC= 260 PPM HEXANE					HOT TRANS	2.60	53.4	579.8	3.52	13.2
ICO[ACT] = >5.0 %CO										
ICO[SPEC]= N/A %CO					72 FTP	4.18	100.9	663.9	2.60	10.6
INOX = 52 PPM										
					75 FTP	3.64	91.1	644.4	2.62	11.1
OTHER TESTS:					LO/HI					
096	72	PONT	LEMA	350	COLD TRANS	3.88	59.5	719.5	5.42	10.8
					COLD STAB	1.83	78.0	692.6	3.42	10.8
IHC= 300 PPM HEXANE					HOT TRANS	2.86	40.6	595.8	4.78	13.3
ICO[ACT] = 1.4 %CO										
ICO[SPEC]= N/A %CO					72 FTP	2.81	69.1	705.4	4.38	10.8
INOX = 74 PPM										
					75 FTP	2.53	64.0	671.7	4.20	11.4
OTHER TESTS:					LO/HI					
097	72	DATS	STAW	97	COLD TRANS	4.26	27.2	337.5	7.39	22.5
					COLD STAB	4.42	22.9	322.7	5.86	23.8
IHC= 910 PPM HEXANE					HOT TRANS	3.31	15.5	294.1	8.23	27.0
ICO[ACT] = 7.0 %CO										
ICO[SPEC]= 2.0 %CO					72 FTP	4.34	25.0	329.8	6.59	23.2
INOX = 38 PPM										
					75 FTP	4.08	21.8	318.0	6.82	24.3
OTHER TESTS:					LO/HI					
098	72	TOYO	CORO	120	COLD TRANS	3.30	39.5	364.4	3.84	20.3
					COLD STAB	2.52	25.5	377.2	2.62	20.9
IHC= 135 PPM HEXANE					HOT TRANS	2.19	12.4	328.8	4.27	25.0
ICO[ACT] = 0.2 %CO										
ICO[SPEC]= N/A %CO					72 FTP	2.89	32.2	371.1	3.20	20.6
INOX = 154 PPM										
					75 FTP	2.59	24.8	361.4	3.32	21.7
OTHER TESTS:					LO/HI					

APPENDIX C,CONT'D

LISTING OF FEDERAL TEST PROCEDURE RESULTS
ON INDIVIDUAL VEHICLES
HOUSTON

VEH NO.	YR	MAKE	MODL	CID	TEST TYPE	HC	CO	CO2	NOXC	MPG FUEL ECON
						-----GRAMS PER MILE-----				
099	72	VOLK	SEDA	97	COLD TRANS	5.11	66.3	320.8	3.54	20.1
					COLD STAB	3.45	45.8	362.7	2.07	19.9
IHC= 275 PPM HEXANE					HOT TRANS	3.17	40.4	289.5	2.87	24.4
ICO[ACT] = 3.8 %CO										
ICO[SPEC]= N/A %CO					72 FTP	4.24	55.6	342.7	2.78	20.0
INOX = 66 PPM										
					75 FTP	3.72	48.6	334.1	2.59	21.0
OTHER TESTS:					LO/HI					
100	72	VOLK	SEDA	103	COLD TRANS	6.32	100.9	389.4	2.44	15.6
					COLD STAB	6.16	113.1	365.1	0.77	15.8
IHC= 300 PPM HEXANE					HOT TRANS	6.77	116.8	310.0	1.31	17.2
ICO[ACT] = 6.2 %CO										
ICO[SPEC]= 0.4 %CO					72 FTP	6.23	107.3	376.7	1.57	15.7
INOX = 67 PPM										
					75 FTP	6.36	111.6	355.1	1.26	16.1
OTHER TESTS:					LO/HI					

APPENDIX C

LISTING OF FEDERAL TEST PROCEDURE RESULTS
ON INDIVIDUAL VEHICLES
PHOENIX

VEH NO.	YR	MAKE	MODL	CID	TEST TYPE	HC	CO	CO2	NOXC	MPG FUEL ECON
						-----GRAMS PER MILE-----				
001	75	CHEV	TRUC	350	COLD TRANS	1.76	26.0	692.7	2.89	12.0
					COLD STAB	0.19	7.3	784.8	1.49	11.1
IHC= 20 PPM HEXANE					HOT TRANS	0.41	10.7	614.8	2.76	14.0
ICO[ACT] = 0.0 %CO										
ICO[SPEC]= N/A %CO					72 FTP	0.94	16.3	740.7	2.16	11.5
INOX = 76 PPM										
					75 FTP	0.57	12.1	719.5	2.12	12.0
OTHER TESTS:					HFET MODAL KEYMODE					
002	75	CHEV	TRUC	350	COLD TRANS	1.67	17.6	747.6	2.40	11.4
					COLD STAB	0.12	0.9	716.3	1.23	12.4
IHC= 30 PPM HEXANE					HOT TRANS	0.31	1.8	663.4	2.16	13.3
ICO[ACT] = 0.0 %CO										
ICO[SPEC]= N/A %CO					72 FTP	0.86	8.9	731.3	1.79	11.9
INOX = 167 PPM										
					75 FTP	0.49	4.6	708.3	1.73	12.4
OTHER TESTS:					HFET MODAL KEYMODE					
003	75	CHEV	TRUC	350	COLD TRANS	5.34	43.7	620.5	4.02	12.6
					COLD STAB	6.29	74.2	556.6	1.97	12.8
IHC= 280 PPM HEXANE					HOT TRANS	4.83	42.9	531.8	3.69	14.4
ICO[ACT] = 4.0 %CO										
ICO[SPEC]= N/A %CO					72 FTP	5.83	59.6	587.2	2.95	12.7
INOX = 28 PPM										
					75 FTP	5.69	59.4	563.0	2.86	13.2
OTHER TESTS:					HFET MODAL KEYMODE					
004	75	CHEV	TRUC	350	COLD TRANS	2.78	54.6	748.7	3.21	10.5
					COLD STAB	0.43	0.4	775.8	1.20	11.4
IHC= 38 PPM HEXANE					HOT TRANS	0.72	5.2	689.8	2.77	12.7
ICO[ACT] = 0.0 %CO										
ICO[SPEC]= N/A %CO					72 FTP	1.55	26.4	762.8	2.16	11.0
INOX = 77 PPM										
					75 FTP	0.99	12.9	746.7	2.04	11.5
OTHER TESTS:					HFET MODAL KEYMODE					
005	75	DODG	TRUC	318	COLD TRANS	2.34	59.5	634.4	1.93	12.1
					COLD STAB	1.02	39.3	608.5	1.68	13.2
IHC= 170 PPM HEXANE					HOT TRANS	0.92	17.3	538.7	2.44	15.6
ICO[ACT] = 4.0 %CO										
ICO[SPEC]= 0.3 %CO					72 FTP	1.65	49.0	620.9	1.80	12.6
INOX = 76 PPM										
					75 FTP	1.27	37.5	594.8	1.94	13.5
OTHER TESTS:					HFET MODAL KEYMODE					

LISTING OF FEDERAL TEST PROCEDURE RESULTS
ON INDIVIDUAL VEHICLES
PHOENIX

VEH NO.	YR	MAKE	MODL	CID	TEST TYPE	HC	CO	CO2	NOXC	MPG FUEL ECON
						-----GRAMS PER MILE-----				
006	75	FORD	TRUC	302	COLD TRANS	2.57	42.1	623.6	1.80	12.7
					COLD STAB	0.47	6.0	678.4	1.35	12.9
IHC= 20 PPM HEXANE					HOT TRANS	1.01	20.4	564.5	2.09	14.8
ICO[ACT] = 0.0 %CO										
ICO[SPEC]= N/A %CO					72 FTP	1.47	23.3	652.2	1.56	12.8
INOX = 60 PPM										
					75 FTP	1.05	17.4	636.1	1.64	13.3
OTHER TESTS:					HFET MODAL KEYMODE					
007	75	FORD	TRUC	302	COLD TRANS	1.35	17.5	509.3	1.94	16.4
					COLD STAB	0.37	1.7	496.9	1.13	17.7
IHC= 75 PPM HEXANE					HOT TRANS	0.48	1.5	436.8	1.70	20.1
ICO[ACT] = 0.0 %CO										
ICO[SPEC]= N/A %CO					72 FTP	0.84	9.3	502.8	1.52	17.1
INOX = 31 PPM										
					75 FTP	0.60	4.9	483.1	1.45	18.0
OTHER TESTS:					HFET MODAL KEYMODE					
008	75	FORD	TRUC	360	COLD TRANS	5.06	99.5	591.8	5.88	11.6
					COLD STAB	3.53	95.7	547.3	2.09	12.5
IHC= 215 PPM HEXANE					HOT TRANS	2.83	46.6	524.6	5.45	14.6
ICO[ACT] = 3.3 %CO										
ICO[SPEC]= N/A %CO					72 FTP	4.26	97.5	568.6	3.90	12.1
INOX = 79 PPM										
					75 FTP	3.65	83.1	550.3	3.79	12.8
OTHER TESTS:					HFET MODAL KEYMODE					
009	75	FORD	TRUC	360	COLD TRANS	2.34	31.0	782.8	3.79	10.6
					COLD STAB	1.62	21.9	750.2	2.36	11.2
IHC= 55 PPM HEXANE					HOT TRANS	1.62	11.3	675.8	3.14	12.7
ICO[ACT] = 0.3 %CO										
ICO[SPEC]= N/A %CO					72 FTP	1.97	26.2	765.8	3.05	10.9
INOX = 135 PPM										
					75 FTP	1.77	20.9	736.6	2.87	11.5
OTHER TESTS:					HFET MODAL KEYMODE					
010	75	GMC	TRUC	350	COLD TRANS	2.39	34.5	686.3	3.15	11.9
					COLD STAB	0.60	1.1	718.6	1.64	12.3
IHC= 40 PPM HEXANE					HOT TRANS	0.77	2.8	630.4	2.70	13.9
ICO[ACT] = 0.1 %CO										
ICO[SPEC]= N/A %CO					72 FTP	1.46	17.1	703.1	2.36	12.1
INOX = 40 PPM										
					75 FTP	1.01	8.4	687.9	2.24	12.6
OTHER TESTS:					HFET MODAL KEYMODE					

LISTING OF FEDERAL TEST PROCEDURE RESULTS
ON INDIVIDUAL VEHICLES
PHOENIX

VEH NO.	YR	MAKE	MODL	CID	TEST TYPE	HC	CO	CO2	NOXC	MPG FUEL ECON
						-----GRAMS PER MILE-----				
011	75	AMMO	HORN	258	COLD TRANS	1.95	25.2	492.9	4.80	16.5
					COLD STAB	1.26	4.5	491.6	3.24	17.7
IHC= 80 PPM HEXANE					HOT TRANS	1.42	4.1	432.8	4.80	20.0
ICO[ACT] = 0.1 %CO										
ICO[SPEC]= 1.0 %CO					72 FTP	1.59	14.4	492.2	3.99	17.1
INOX = 167 PPM										
					75 FTP	1.44	8.6	475.8	3.99	18.0
OTHER TESTS:					HFET MODAL KEYMODE LO/HI SC/3M					
012	75	BUIC	REGA	350	COLD TRANS	1.94	41.1	604.3	3.44	13.1
					COLD STAB	0.81	14.2	610.5	2.84	14.0
IHC= 20 PPM HEXANE					HOT TRANS	0.80	9.7	540.5	3.74	15.9
ICO[ACT] = 0.0 %CO										
ICO[SPEC]= N/A %CO					72 FTP	1.35	27.1	607.5	3.13	13.6
INOX = 182 PPM										
					75 FTP	1.04	18.5	590.1	3.21	14.3
OTHER TESTS:					HFET MODAL KEYMODE LO/HI					
013	75	BUIC	LIMI	455	COLD TRANS	3.46	73.5	779.0	2.60	9.8
					COLD STAB	2.55	94.9	701.8	1.02	10.3
IHC= 130 PPM HEXANE					HOT TRANS	1.66	47.3	655.1	2.23	12.1
ICO[ACT] = 4.2 %CO										
ICO[SPEC]= N/A %CO					72 FTP	2.99	84.6	738.7	1.78	10.1
INOX = 39 PPM										
					75 FTP	2.49	77.5	705.0	1.68	10.6
OTHER TESTS:					HFET MODAL KEYMODE LO/HI					
014	75	BUIC	LESA	350	COLD TRANS	3.12	57.3	754.2	2.64	10.4
					COLD STAB	1.09	19.5	682.4	1.35	12.4
IHC= 40 PPM HEXANE					HOT TRANS	0.51	6.2	656.4	2.54	13.3
ICO[ACT] = 0.0 %CO										
ICO[SPEC]= N/A %CO					72 FTP	2.06	37.6	716.8	1.97	11.3
INOX = 116 PPM										
					75 FTP	1.35	23.7	690.1	1.94	12.1
OTHER TESTS:					HFET MODAL KEYMODE LO/HI					
015	75	CADI	DEVI	500	COLD TRANS	5.44	139.5	781.6	1.44	8.7
					COLD STAB	0.19	9.0	774.9	1.88	11.2
IHC= 39 PPM HEXANE					HOT TRANS	0.83	42.7	697.6	1.41	11.6
ICO[ACT] = 0.0 %CO										
ICO[SPEC]= N/A %CO					72 FTP	2.70	71.5	778.1	1.67	9.9
INOX = 339 PPM										
					75 FTP	1.44	45.1	755.2	1.66	10.7
OTHER TESTS:					HFET MODAL KEYMODE LO/HI SC/3M					

LISTING OF FEDERAL TEST PROCEDURE RESULTS
ON INDIVIDUAL VEHICLES
PHOENIX

VEH NO.	YR MAKE MODL CID	TEST TYPE	HC	CO	CO2	NOXC	MPG FUEL ECON
			-----GRAMS PER MILE-----				
016	75 CHEV VEGA 140	COLD TRANS	4.72	60.4	361.5	4.92	18.8
		COLD STAB	3.03	45.8	400.4	3.55	18.4
	IHC= 210 PPM HEXANE	HOT TRANS	2.37	33.0	327.6	4.41	22.9
	ICO[ACT] = 6.6 %CO						
	ICO[SPEC]= N/A %CO	72 FTP	3.84	52.8	381.8	4.21	18.6
	INOX = 34 PPM						
		75 FTP	3.20	45.3	372.5	4.07	19.6
	OTHER TESTS:	HFET MODAL KEYMODE LO/HI SC/3M					
017	75 CHEV NOVA 250	COLD TRANS	2.16	50.2	517.1	5.02	14.7
		COLD STAB	1.72	73.9	491.0	3.03	14.5
	IHC= 155 PPM HEXANE	HOT TRANS	0.99	28.0	451.7	4.57	17.8
	ICO[ACT] = 5.8 %CO						
	ICO[SPEC]= N/A %CO	72 FTP	1.93	62.5	503.5	3.98	14.6
	INOX = 69 PPM						
		75 FTP	1.61	56.5	485.6	3.86	15.3
	OTHER TESTS:	HFET MODAL KEYMODE LO/HI SC/3M					
018	75 CHEV MONT 350	COLD TRANS	2.65	76.3	569.4	3.64	12.7
		COLD STAB	2.73	84.2	536.8	1.62	13.1
	IHC= 150 PPM HEXANE	HOT TRANS	1.81	48.5	518.6	3.29	14.8
	ICO[ACT] = 1.8 %CO						
	ICO[SPEC]= N/A %CO	72 FTP	2.69	80.4	552.4	2.59	12.9
	INOX = 48 PPM						
		75 FTP	2.46	72.8	538.5	2.49	13.4
	OTHER TESTS:	HFET MODAL KEYMODE LO/HI SC/3M					
019	75 CHEV STAW 350	COLD TRANS	1.97	33.9	686.2	2.97	11.9
		COLD STAB	0.19	6.4	671.3	1.38	13.0
	IHC= 30 PPM HEXANE	HOT TRANS	0.33	6.0	606.7	2.46	14.4
	ICO[ACT] = 0.0 %CO						
	ICO[SPEC]= N/A %CO	72 FTP	1.04	19.6	678.4	2.14	12.5
	INOX = 93 PPM						
		75 FTP	0.59	11.9	656.7	2.00	13.1
	OTHER TESTS:	HFET MODAL KEYMODE LO/HI SC/3M					
020	75 CHEV IMPA 350	COLD TRANS	1.94	44.7	704.5	2.92	11.4
		COLD STAB	2.01	48.7	694.4	1.71	11.4
	IHC= 200 PPM HEXANE	HOT TRANS	1.27	24.3	646.9	2.79	12.9
	ICO[ACT] = 2.0 %CO						
	ICO[SPEC]= N/A %CO	72 FTP	1.98	46.8	699.3	2.29	11.4
	INOX = 419 PPM						
		75 FTP	1.79	41.2	683.5	2.25	11.8
	OTHER TESTS:	HFET MODAL KEYMODE LO/HI					

LISTING OF FEDERAL TEST PROCEDURE RESULTS
ON INDIVIDUAL VEHICLES
PHOENIX

VEH NO.	YR	MAKE	MODL	CID	TEST TYPE	HC	CO	CO2	NOXC	MPG FUEL ECON
						-----GRAMS PER MILE-----				
021	75	CHEV	IMPA	400	COLD TRANS	2.36	31.9	802.0	3.38	10.3
					COLD STAB	0.40	0.1	772.2	1.71	11.5
IHC= 30 PPM HEXANE					HOT TRANS	0.65	2.0	692.4	3.09	12.7
ICO[ACT] = 0.0 %CO										
ICO[SPEC]= N/A %CO					72 FTP	1.34	15.3	786.5	2.51	10.9
INOX = 54 PPM										
					75 FTP	0.87	7.1	756.6	2.43	11.5
OTHER TESTS:					HFET MODAL KEYMODE LO/HI					
022	75	CHRY	NEWP	400	COLD TRANS	2.30	68.4	696.4	1.83	10.9
					COLD STAB	0.77	30.9	779.5	0.77	10.7
IHC= 120 PPM HEXANE					HOT TRANS	0.86	28.8	659.7	1.63	12.5
ICO[ACT] = 1.5 %CO										
ICO[SPEC]= 0.3 %CO					72 FTP	1.50	48.8	739.7	1.28	10.8
INOX = 42 PPM										
					75 FTP	1.11	38.0	729.7	1.22	11.2
OTHER TESTS:					HFET MODAL KEYMODE LO/HI					
023	75	DODG	DART	318	COLD TRANS	1.83	39.7	663.7	2.87	12.1
					COLD STAB	0.97	26.5	625.9	1.42	13.2
IHC= 120 PPM HEXANE					HOT TRANS	0.70	10.1	578.3	2.86	14.9
ICO[ACT] = 2.2 %CO										
ICO[SPEC]= 0.3 %CO					72 FTP	1.38	32.8	644.0	2.11	12.7
INOX = 73 PPM										
					75 FTP	1.07	24.7	620.7	2.11	13.4
OTHER TESTS:					HFET MODAL KEYMODE LO/HI					
024	75	DODG	DART	225	COLD TRANS	2.32	41.7	489.0	3.19	15.8
					COLD STAB	0.60	8.2	482.4	2.02	17.9
IHC= 10 PPM HEXANE					HOT TRANS	0.67	9.0	445.7	2.98	19.2
ICO[ACT] = 0.0 %CO										
ICO[SPEC]= 0.3 %CO					72 FTP	1.42	24.2	485.5	2.58	16.8
INOX = 90 PPM										
					75 FTP	0.97	15.3	473.7	2.52	17.7
OTHER TESTS:					HFET MODAL KEYMODE LO/HI SC/3M					
025	75	FORD	PINT	140	COLD TRANS	2.23	37.4	519.5	1.72	15.2
					COLD STAB	0.30	10.5	500.2	1.28	17.1
IHC= 20 PPM HEXANE					HOT TRANS	0.63	11.4	435.4	1.83	19.5
ICO[ACT] = 0.1 %CO										
ICO[SPEC]= N/A %CO					72 FTP	1.22	23.4	509.4	1.49	16.1
INOX = 57 PPM										
					75 FTP	0.79	16.3	486.5	1.52	17.2
OTHER TESTS:					HFET MODAL KEYMODE LO/HI SC/3M					

LISTING OF FEDERAL TEST PROCEDURE RESULTS
ON INDIVIDUAL VEHICLES
PHOENIX

VEH NO.	YR	MAKE	MODL	CID	TEST TYPE	HC	CO	CO2	NOXC	MPG FUEL ECON
						-----GRAMS PER MILE-----				
026	75	FORD	TORI	351	COLD TRANS	1.30	21.3	842.8	3.58	10.1
					COLD STAB	0.86	18.5	816.9	1.49	10.5
IHC= 80 PPM HEXANE					HOT TRANS	1.46	22.1	679.3	3.37	12.4
ICO[ACT] = 0.6 %CO										
ICO[SPEC]= N/A %CO					72 FTP	1.07	19.9	829.3	2.49	10.3
INOX = 99 PPM										
					75 FTP	1.11	20.1	784.7	2.43	10.8
OTHER TESTS:					HFET MODAL KEYMODE LO/HI LOADED					
027	75	FORD	MAVE	250	COLD TRANS	1.22	27.5	698.5	2.45	11.9
					COLD STAB	0.64	4.1	650.0	1.97	13.5
IHC= 50 PPM HEXANE					HOT TRANS	0.87	8.0	595.6	2.01	14.5
ICO[ACT] = 0.1 %CO										
ICO[SPEC]= N/A %CO					72 FTP	0.92	15.3	673.2	2.20	12.7
INOX = 198 PPM										
					75 FTP	0.82	10.0	645.2	2.08	13.4
OTHER TESTS:					HFET MODAL KEYMODE LO/HI SC/3M					
028	75	FORD	TORI	351	COLD TRANS	1.26	6.9	768.8	3.98	11.3
					COLD STAB	1.15	2.0	757.9	2.13	11.6
IHC= 90 PPM HEXANE					HOT TRANS	1.12	2.2	663.8	3.31	13.2
ICO[ACT] = 0.0 %CO										
ICO[SPEC]= N/A %CO					72 FTP	1.20	4.3	763.1	3.01	11.5
INOX = 88 PPM										
					75 FTP	1.16	3.1	734.5	2.83	11.9
OTHER TESTS:					HFET MODAL KEYMODE LO/HI					
029	75	FORD	LTD	400	COLD TRANS	0.93	9.6	905.4	2.69	9.6
					COLD STAB	0.44	6.1	877.5	1.65	10.0
IHC= 0 PPM HEXANE					HOT TRANS	0.69	4.5	757.0	2.66	11.6
ICO[ACT] = 0.1 %CO										
ICO[SPEC]= N/A %CO					72 FTP	0.67	7.8	890.9	2.15	9.8
INOX = 54 PPM										
					75 FTP	0.61	6.4	850.4	2.14	10.3
OTHER TESTS:					HFET MODAL KEYMODE LO/HI					
030	75	MERC	COUG	400	COLD TRANS	2.55	39.9	800.7	5.98	10.2
					COLD STAB	0.61	14.1	788.3	2.38	10.9
IHC= 60 PPM HEXANE					HOT TRANS	0.85	11.4	681.2	5.40	12.6
ICO[ACT] = 0.3 %CO										
ICO[SPEC]= N/A %CO					72 FTP	1.54	26.5	794.3	4.10	10.6
INOX = 94 PPM										
					75 FTP	1.07	18.7	761.7	3.95	11.2
OTHER TESTS:					HFET MODAL KEYMODE LO/HI					

LISTING OF FEDERAL TEST PROCEDURE RESULTS
ON INDIVIDUAL VEHICLES
PHOENIX

VEH NO.	YR	MAKE	MODL	CID	TEST TYPE	HC	CO	CO2	NOXC	MPG FUEL ECON
						-----GRAMS PER MILE-----				
031	75	MERC	MONT	351	COLD TRANS	0.99	21.9	835.2	3.60	10.2
					COLD STAB	0.67	16.7	859.0	1.64	10.0
IHC= 30 PPM HEXANE					HOT TRANS	0.78	11.8	723.6	3.25	11.9
ICO[ACT] = 0.1 %CO										
ICO[SPEC]= N/A %CO					72 FTP	0.82	19.2	847.6	2.58	10.1
INOX = 81 PPM										
					75 FTP	0.77	16.4	817.2	2.48	10.5
OTHER TESTS:					HFET MODAL KEYMODE LO/HI LOADED					
032	75	OLDS	DELT	350	COLD TRANS	4.72	59.3	672.3	1.91	11.4
					COLD STAB	2.17	44.7	591.9	1.47	13.3
IHC= 150 PPM HEXANE					HOT TRANS	1.70	34.3	583.4	1.54	13.8
ICO[ACT] = 1.9 %CO										
ICO[SPEC]= N/A %CO					72 FTP	3.39	51.7	630.4	1.68	12.3
INOX = 119 PPM										
					75 FTP	2.57	44.9	606.1	1.58	13.0
OTHER TESTS:					HFET MODAL KEYMODE LO/HI SC/3M					
033	75	OLDS	CUTL	350	COLD TRANS	2.19	19.0	625.7	2.09	13.4
					COLD STAB	0.23	0.9	569.2	1.63	15.5
IHC= 20 PPM HEXANE					HOT TRANS	0.35	3.7	527.3	1.88	16.6
ICO[ACT] = 0.0 %CO										
ICO[SPEC]= N/A %CO					72 FTP	1.17	9.6	596.3	1.85	14.4
INOX = 99 PPM										
					75 FTP	0.67	5.4	569.4	1.79	15.3
OTHER TESTS:					HFET MODAL KEYMODE LO/HI SC/3M					
034	75	OLDS	DELT	455	COLD TRANS	2.36	42.7	712.4	2.37	11.3
					COLD STAB	0.21	0.6	673.5	1.47	13.1
IHC= 30 PPM HEXANE					HOT TRANS	0.34	2.2	627.8	2.22	14.0
ICO[ACT] = 0.0 %CO										
ICO[SPEC]= N/A %CO					72 FTP	1.24	20.8	692.1	1.90	12.2
INOX = 106 PPM										
					75 FTP	0.69	9.7	669.1	1.86	12.9
OTHER TESTS:					HFET MODAL KEYMODE LO/HI SC/3M					
035	75	PLYM	FURY	318	COLD TRANS	3.24	67.6	592.1	4.90	12.5
					COLD STAB	2.02	65.1	567.2	2.61	13.1
IHC= 275 PPM HEXANE					HOT TRANS	1.10	29.1	562.6	6.10	14.5
ICO[ACT] = 8.4 %CO										
ICO[SPEC]= 0.3 %CO					72 FTP	2.61	66.3	579.1	3.71	12.8
INOX = 47 PPM										
					75 FTP	2.02	55.8	571.1	4.03	13.3
OTHER TESTS:					HFET MODAL KEYMODE LO/HI					

APPENDIX C,CONT'D

LISTING OF FEDERAL TEST PROCEDURE RESULTS
ON INDIVIDUAL VEHICLES
PHOENIX

VEH NO.	YR	MAKE	MODL	CID	TEST TYPE	HC	CO	CO2	NOXC	MPG FUEL ECON
						-----GRAMS PER MILE-----				
036	75	PLYM	VALI	225	COLD TRANS	3.50	73.0	479.1	4.65	14.7
					COLD STAB	1.53	52.3	418.4	4.64	17.6
IHC= 180 PPM HEXANE					HOT TRANS	1.12	21.2	405.3	5.79	20.1
ICO[ACT] = 6.5 %CO										
ICO[SPEC]= 0.3 %CO					72 FTP	2.47	62.2	447.5	4.65	16.0
INOX = 63 PPM										
					75 FTP	1.83	48.1	427.3	4.96	17.4
OTHER TESTS:					HFET MODAL KEYMODE LO/HI SC/3M					
037	75	PONT	CATA	400	COLD TRANS	7.99	153.2	560.6	1.25	10.7
					COLD STAB	1.19	26.4	637.0	1.12	13.0
IHC= 49 PPM HEXANE					HOT TRANS	2.28	68.5	544.5	1.55	13.5
ICO[ACT] = 0.0 %CO										
ICO[SPEC]= N/A %CO					72 FTP	4.45	87.1	600.4	1.19	11.8
INOX = 120 PPM										
					75 FTP	2.89	64.0	596.1	1.27	12.6
OTHER TESTS:					HFET MODAL KEYMODE LO/HI					
038	75	PONT	LEMA	350	COLD TRANS	3.60	68.9	702.7	2.14	10.8
					COLD STAB	1.86	51.5	660.6	1.70	11.9
IHC= 65 PPM HEXANE					HOT TRANS	1.36	34.3	589.0	2.03	13.7
ICO[ACT] = 1.0 %CO										
ICO[SPEC]= N/A %CO					72 FTP	2.69	59.9	680.8	1.91	11.3
INOX = 73 PPM										
					75 FTP	2.08	50.4	649.7	1.88	12.1
OTHER TESTS:					HFET MODAL KEYMODE LO/HI SC/3M					
039	75	PONT	GRNP	455	COLD TRANS	2.44	37.3	728.1	2.34	11.2
					COLD STAB	1.60	24.5	691.5	1.20	12.1
IHC= 50 PPM HEXANE					HOT TRANS	1.13	9.8	609.3	2.41	14.1
ICO[ACT] = 0.2 %CO										
ICO[SPEC]= 0.2 %CO					72 FTP	2.00	30.6	709.0	1.74	11.6
INOX = 28 PPM										
					75 FTP	1.64	23.1	676.6	1.76	12.4
OTHER TESTS:					HFET MODAL KEYMODE LO/HI					
040	76	CAPR	SEDA	140	COLD TRANS	0.89	8.6	526.6	1.39	16.3
					COLD STAB	1.14	34.2	490.5	0.71	16.2
IHC= 175 PPM HEXANE					HOT TRANS	0.48	4.2	430.7	1.33	20.2
ICO[ACT] = 5.1 %CO										
ICO[SPEC]= N/A %CO					72 FTP	1.02	21.9	507.8	1.03	16.3
INOX = 37 PPM										
					75 FTP	0.91	20.7	481.6	1.02	17.2
OTHER TESTS:					HFET MODAL KEYMODE LO/HI					

LISTING OF FEDERAL TEST PROCEDURE RESULTS
ON INDIVIDUAL VEHICLES
PHOENIX

VEH NO.	YR	MAKE	MODL	CID	TEST TYPE	HC	CO	CO2	NOXC	MPG FUEL ECON
						-----GRAMS PER MILE-----				
041	75	DATS	B210	85	COLD TRANS	2.00	29.6	347.7	3.54	22.2
					COLD STAB	1.61	12.4	308.7	2.34	26.6
IHC= 60 PPM HEXANE					HOT TRANS	1.42	12.1	291.2	3.12	28.2
ICO[ACT] = 0.4 %CO										
ICO[SPEC]= 2.0 %CO					72 FTP	1.80	20.6	327.3	2.91	24.3
INOX = 76 PPM										
					75 FTP	1.64	15.8	311.9	2.80	25.9
OTHER TESTS:					HFET MODAL KEYMODE LO/HI					
042	75	HOND	SEDA	91	COLD TRANS	1.10	10.2	345.5	1.85	24.3
					COLD STAB	0.45	3.6	337.1	1.16	25.8
IHC= 250 PPM HEXANE					HOT TRANS	0.89	3.7	287.6	1.76	30.0
ICO[ACT] = 0.1 %CO										
ICO[SPEC]= 0.3 %CO					72 FTP	0.76	6.8	341.1	1.49	25.1
INOX = 78 PPM										
					75 FTP	0.70	5.0	325.3	1.47	26.5
OTHER TESTS:					HFET MODAL KEYMODE LO/HI SC/3M					
043	75	TOYO	CORO	133	COLD TRANS	3.80	36.4	463.0	5.51	16.7
					COLD STAB	0.75	18.1	434.5	2.36	19.1
IHC= 150 PPM HEXANE					HOT TRANS	0.93	11.2	410.1	5.28	20.6
ICO[ACT] = 2.8 %CO										
ICO[SPEC]= N/A %CO					72 FTP	2.21	26.9	448.2	3.87	17.8
INOX = 52 PPM										
					75 FTP	1.43	20.0	433.7	3.81	18.9
OTHER TESTS:					HFET MODAL KEYMODE LO/HI SC/3M					
044	75	VOLK	SEDA	97	COLD TRANS	2.36	61.4	305.2	0.82	21.7
					COLD STAB	1.30	38.2	326.8	0.97	22.7
IHC= 22 PPM HEXANE					HOT TRANS	1.09	32.7	284.6	0.85	26.2
ICO[ACT] = 0.3 %CO										
ICO[SPEC]= 2.0 %CO					72 FTP	1.81	49.3	316.5	0.90	22.2
INOX = 88 PPM										
					75 FTP	1.46	41.5	310.8	0.91	23.3
OTHER TESTS:					HFET MODAL KEYMODE LO/HI SC/3M					
045	75	VOLK	RABB	90	COLD TRANS	1.00	26.1	391.1	3.40	20.4
					COLD STAB	0.11	0.5	361.5	2.45	24.5
IHC= 10 PPM HEXANE					HOT TRANS	0.25	0.7	318.2	4.01	27.7
ICO[ACT] = 0.0 %CO										
ICO[SPEC]= 1.5 %CO					72 FTP	0.54	12.7	375.7	2.91	22.3
INOX = 134 PPM										
					75 FTP	0.33	5.8	355.8	3.07	24.3
OTHER TESTS:					HFET MODAL KEYMODE LO/HI SC/3M					

LISTING OF FEDERAL TEST PROCEDURE RESULTS
ON INDIVIDUAL VEHICLES
PHOENIX

VEH NO.	YR	MAKE	MODL	CID	TEST TYPE	HC	CO	CO2	NOXC	MPG FUEL ECON
						-----GRAMS PER MILE-----				
231	75	AMMO	GREM	232	COLD TRANS	2.16	37.6	531.7	2.60	14.9
					COLD STAB	1.62	7.1	484.3	2.49	17.7
IHC= 170 PPM HEXANE					HOT TRANS	1.28	6.7	468.2	2.34	18.4
ICO[ACT] = 0.2 %CO										
ICO[SPEC]= 1.0 %CO					72 FTP	1.88	21.7	507.0	2.54	16.2
INOX = 339 PPM										
					75 FTP	1.64	13.3	489.7	2.47	17.2
OTHER TESTS:					SC/3M					
232	75	AMMO	HORN	304	COLD TRANS	1.00	21.3	655.0	2.85	12.8
					COLD STAB	0.19	0.0	635.0	2.78	14.0
IHC= 25 PPM HEXANE					HOT TRANS	0.31	1.8	567.6	3.01	15.5
ICO[ACT] = 0.0 %CO										
ICO[SPEC]= N/A %CO					72 FTP	0.58	10.2	644.6	2.81	13.4
INOX = 177 PPM										
					75 FTP	0.39	4.9	620.7	2.85	14.1
OTHER TESTS:					SC/3M					
233	75	AMMO	MATA	360	COLD TRANS	0.94	22.3	715.4	3.46	11.8
					COLD STAB	0.15	0.1	713.4	3.78	12.4
IHC= 20 PPM HEXANE					HOT TRANS	0.24	1.2	629.6	3.80	14.0
ICO[ACT] = 0.0 %CO										
ICO[SPEC]= N/A %CO					72 FTP	0.53	10.7	714.4	3.63	12.1
INOX = 116 PPM										
					75 FTP	0.34	5.0	691.0	3.72	12.7
OTHER TESTS:					SC/3M					
234	75	BUIC	SKYH	231	COLD TRANS	1.71	25.9	477.7	2.97	16.9
					COLD STAB	0.24	5.0	512.2	0.93	17.0
IHC= 30 PPM HEXANE					HOT TRANS	0.50	3.9	447.0	2.15	19.5
ICO[ACT] = 0.1 %CO										
ICO[SPEC]= N/A %CO					72 FTP	0.94	15.0	495.7	1.90	17.0
INOX = 299 PPM										
					75 FTP	0.61	9.0	487.3	1.68	17.6
OTHER TESTS:					SC/3M					
235	75	BUIC	APOL	260	COLD TRANS	1.63	22.9	677.5	1.89	12.3
					COLD STAB	0.18	2.3	651.3	0.80	13.5
IHC= 20 PPM HEXANE					HOT TRANS	0.31	4.4	603.1	1.56	14.5
ICO[ACT] = 0.0 %CO										
ICO[SPEC]= N/A %CO					72 FTP	0.88	12.2	663.8	1.32	12.9
INOX = 172 PPM										
					75 FTP	0.52	7.1	643.5	1.23	13.5
OTHER TESTS:					SC/3M					

LISTING OF FEDERAL TEST PROCEDURE RESULTS
ON INDIVIDUAL VEHICLES
PHOENIX

VEH NO.	YR	MAKE	MODL	CID	TEST TYPE	HC	CO	CO2	NOXC	MPG FUEL ECON
						-----GRAMS PER MILE-----				
236	75	BUIC	LESA	350	COLD TRANS	3.34	45.6	753.7	3.15	10.6
					COLD STAB	1.60	37.5	689.0	0.95	11.8
IHC= 220 PPM HEXANE					HOT TRANS	1.30	25.1	654.2	1.92	12.7
ICO[ACT] = 3.4 %CO										
ICO[SPEC]= N/A %CO					72 FTP	2.43	41.4	720.0	2.00	11.2
INOX = 88 PPM										
					75 FTP	1.87	35.8	692.8	1.67	11.8
OTHER TESTS:					SC/3M					
238	75	BUIC	LESA	350	COLD TRANS	1.89	50.9	740.5	2.63	10.7
					COLD STAB	1.11	31.1	680.0	0.73	12.1
IHC= 25 PPM HEXANE					HOT TRANS	0.78	17.5	661.4	1.74	12.8
ICO[ACT] = 0.0 %CO										
ICO[SPEC]= N/A %CO					72 FTP	1.48	40.6	708.9	1.64	11.4
INOX = 111 PPM										
					75 FTP	1.18	31.5	687.4	1.40	12.0
OTHER TESTS:					SC/3M					
240	75	BUIC	ELEC	455	COLD TRANS	2.57	64.3	774.7	2.79	10.0
					COLD STAB	2.63	85.1	766.3	0.99	9.8
IHC= 195 PPM HEXANE					HOT TRANS	1.50	40.7	699.1	2.30	11.6
ICO[ACT] = 4.3 %CO										
ICO[SPEC]= N/A %CO					72 FTP	2.60	75.1	770.3	1.85	9.9
INOX = 29 PPM										
					75 FTP	2.31	68.7	749.7	1.72	10.3
OTHER TESTS:					SC/3M					
244	75	CHEV	VEGA	140	COLD TRANS	2.07	33.2	337.8	2.65	22.4
					COLD STAB	0.18	5.1	402.2	2.15	21.6
IHC= 30 PPM HEXANE					HOT TRANS	0.43	10.8	314.4	2.77	26.7
ICO[ACT] = 0.2 %CO										
ICO[SPEC]= N/A %CO					72 FTP	1.08	18.6	371.4	2.39	22.0
INOX = 78 PPM										
					75 FTP	0.64	12.5	365.0	2.42	23.0
OTHER TESTS:					SC/3M					
245	75	CHEV	STAW	140	COLD TRANS	1.79	42.5	445.9	1.59	17.1
					COLD STAB	0.31	8.0	424.4	0.79	20.3
IHC= 130 PPM HEXANE					HOT TRANS	0.61	10.2	399.2	1.52	21.3
ICO[ACT] = 1.0 %CO										
ICO[SPEC]= N/A %CO					72 FTP	1.02	24.5	434.7	1.17	18.6
INOX = 339 PPM										
					75 FTP	0.70	15.7	422.0	1.16	19.8
OTHER TESTS:					SC/3M					

APPENDIX C,CONT'D

LISTING OF FEDERAL TEST PROCEDURE RESULTS
ON INDIVIDUAL VEHICLES
PHOENIX

VEH NO.	YR	MAKE	MODL	CID	TEST TYPE	HC	CO	CO2	NOXC	MPG FUEL ECON
						-----GRAMS PER MILE-----				
246	75	CHEV	MONZ	262	COLD TRANS	1.72	18.5	528.7	3.69	15.8
					COLD STAB	0.43	0.0	497.2	2.34	17.8
IHC= 50 PPM HEXANE					HOT TRANS	0.63	1.4	466.8	2.91	18.8
ICO[ACT] = 0.0 %CO										
ICO[SPEC]= N/A %CO					72 FTP	1.05	8.8	512.3	2.99	16.8
INOX = 126 PPM										
					75 FTP	0.75	4.2	495.4	2.77	17.6
OTHER TESTS:					SC/3M					
247	75	CHEV	NOVA	250	COLD TRANS	2.23	25.2	505.8	4.85	16.1
					COLD STAB	1.16	19.5	431.0	2.49	19.1
IHC= 340 PPM HEXANE					HOT TRANS	0.91	9.2	415.7	3.22	20.5
ICO[ACT] = 4.7 %CO										
ICO[SPEC]= N/A %CO					72 FTP	1.67	22.2	466.8	3.62	17.5
INOX = 67 PPM										
					75 FTP	1.31	17.9	442.2	3.18	18.7
OTHER TESTS:					SC/3M					
248	75	CHEV	NOVA	262	COLD TRANS	1.78	30.7	540.3	2.40	14.9
					COLD STAB	0.27	0.0	519.9	2.13	17.0
IHC= 65 PPM HEXANE					HOT TRANS	0.39	1.5	468.7	2.21	18.8
ICO[ACT] = 0.0 %CO										
ICO[SPEC]= N/A %CO					72 FTP	0.99	14.7	529.6	2.26	16.0
INOX = 80 PPM										
					75 FTP	0.61	6.8	510.1	2.21	17.0
OTHER TESTS:					SC/3M					
249	75	CHEV	NOVA	350	COLD TRANS	3.31	104.6	556.7	4.15	12.1
					COLD STAB	2.78	85.2	525.8	1.86	13.3
IHC= 240 PPM HEXANE					HOT TRANS	1.86	43.2	491.1	3.91	15.7
ICO[ACT] = 5.0 %CO										
ICO[SPEC]= N/A %CO					72 FTP	3.03	94.5	540.6	2.96	12.7
INOX = 64 PPM										
					75 FTP	2.64	77.7	522.7	2.89	13.6
OTHER TESTS:					SC/3M					
250	75	CHEV	CAMA	350	COLD TRANS	1.55	34.8	671.7	4.60	12.1
					COLD STAB	0.14	1.7	685.7	2.68	12.9
IHC= 25 PPM HEXANE					HOT TRANS	0.42	5.2	596.9	4.27	14.6
ICO[ACT] = 0.0 %CO										
ICO[SPEC]= N/A %CO					72 FTP	0.82	17.5	679.0	3.60	12.5
INOX = 498 PPM										
					75 FTP	0.51	9.4	658.6	3.51	13.1
OTHER TESTS:					SC/3M					

LISTING OF FEDERAL TEST PROCEDURE RESULTS
ON INDIVIDUAL VEHICLES
PHOENIX

VEH NO.	YR	MAKE	MODL	CID	TEST TYPE	HC	CO	CO2	NOXC	MPG FUEL ECON
						-----GRAMS PER MILE-----				
252	75	CHEV	MONT	350	COLD TRANS	2.89	67.5	604.0	4.48	12.3
					COLD STAB	0.23	3.2	604.6	2.41	14.5
IHC= 47 PPM HEXANE					HOT TRANS	0.50	5.9	545.4	4.53	16.0
ICO[ACT] = 0.0 %CO										
ICO[SPEC]= N/A %CO					72 FTP	1.50	34.0	604.3	3.40	13.4
INOX = 101 PPM										
					75 FTP	0.85	17.2	588.4	3.41	14.4
OTHER TESTS:					SC/3M					
253	75	CHEV	MONT	350	COLD TRANS	1.90	43.5	698.1	2.31	11.5
					COLD STAB	0.86	25.5	706.4	0.82	11.8
IHC= 83 PPM HEXANE					HOT TRANS	0.37	8.5	629.1	1.87	13.8
ICO[ACT] = 0.7 %CO										
ICO[SPEC]= N/A %CO					72 FTP	1.36	34.1	702.4	1.53	11.7
INOX = 324 PPM										
					75 FTP	0.94	24.6	683.6	1.41	12.2
OTHER TESTS:					SC/3M					
263	75	CHEV	CAPR	400	COLD TRANS	1.69	23.3	733.0	3.02	11.5
					COLD STAB	0.32	0.1	736.4	2.05	12.0
IHC= 60 PPM HEXANE					HOT TRANS	0.50	1.5	647.8	3.23	13.6
ICO[ACT] = 0.0 %CO										
ICO[SPEC]= N/A %CO					72 FTP	0.98	11.2	734.8	2.52	11.7
INOX = 51 PPM										
					75 FTP	0.65	5.2	711.5	2.57	12.3
OTHER TESTS:					SC/3M					
264	75	CHEV	CAPR	400	COLD TRANS	1.99	24.6	762.7	6.37	11.0
					COLD STAB	0.30	0.0	719.6	3.58	12.3
IHC= 44 PPM HEXANE					HOT TRANS	0.35	0.9	652.6	5.85	13.5
ICO[ACT] = 0.0 %CO										
ICO[SPEC]= N/A %CO					72 FTP	1.11	11.8	740.2	4.91	11.6
INOX = 60 PPM										
					75 FTP	0.66	5.3	710.2	4.77	12.3
OTHER TESTS:					SC/3M					
266	75	CHEV	MONT	454	COLD TRANS	2.71	36.9	705.2	3.49	11.5
					COLD STAB	0.16	0.1	805.5	1.46	11.0
IHC= 65 PPM HEXANE					HOT TRANS	0.43	1.9	672.5	2.97	13.1
ICO[ACT] = 0.0 %CO										
ICO[SPEC]= N/A %CO					72 FTP	1.38	17.7	757.5	2.43	11.2
INOX = 51 PPM										
					75 FTP	0.76	8.1	748.6	2.29	11.6
OTHER TESTS:					SC/3M					

LISTING OF FEDERAL TEST PROCEDURE RESULTS
ON INDIVIDUAL VEHICLES
PHOENIX

VEH NO.	YR	MAKE	MODL	CID	TEST TYPE	HC	CO	CO2	NOXC	MPG FUEL ECON
						-----GRAMS PER MILE-----				
267	75	CHRY	CORD	318	COLD TRANS	2.75	62.7	715.7	4.45	10.8
					COLD STAB	0.88	31.5	726.6	2.58	11.4
IHC= 110 PPM HEXANE					HOT TRANS	1.79	25.3	597.7	4.88	13.8
ICO[ACT] = 2.7 %CO										
ICO[SPEC]= 0.5 %CO					72 FTP	1.78	46.4	721.4	3.48	11.1
INOX = 62 PPM										
					75 FTP	1.52	36.2	689.2	3.59	11.8
OTHER TESTS:					SC/3M					
270	75	CHRY	CORD	318	COLD TRANS	3.13	84.1	668.9	3.36	10.9
					COLD STAB	0.74	6.2	782.4	2.73	11.2
IHC= 110 PPM HEXANE					HOT TRANS	1.42	6.5	620.4	4.72	14.0
ICO[ACT] = 2.0 %CO										
ICO[SPEC]= 0.5 %CO					72 FTP	1.89	43.5	728.1	3.03	11.1
INOX = 229 PPM										
					75 FTP	1.42	22.3	714.9	3.40	11.8
OTHER TESTS:					SC/3M					
272	75	DODG	CHAR	360	COLD TRANS	2.44	71.9	617.3	3.40	12.0
					COLD STAB	1.52	49.5	666.4	1.72	11.8
IHC= 120 PPM HEXANE					HOT TRANS	0.94	27.2	547.4	3.44	15.0
ICO[ACT] = 3.0 %CO										
ICO[SPEC]= 0.3 %CO					72 FTP	1.96	60.2	642.9	2.53	11.9
INOX = 104 PPM										
					75 FTP	1.55	48.0	623.8	2.54	12.6
OTHER TESTS:					SC/3M					
273	75	CHRY	CORD	400	COLD TRANS	3.91	104.6	690.1	1.85	10.2
					COLD STAB	2.34	88.7	705.7	0.92	10.4
IHC= 160 PPM HEXANE					HOT TRANS	1.09	32.4	638.5	2.29	12.8
ICO[ACT] = 5.3 %CO										
ICO[SPEC]= 0.3 %CO					72 FTP	3.09	96.3	698.3	1.37	10.3
INOX = 59 PPM										
					75 FTP	2.32	76.6	684.2	1.48	10.9
OTHER TESTS:					SC/3M					
275	75	FORD	PINT	140	COLD TRANS	1.57	16.1	481.0	2.75	17.4
					COLD STAB	0.26	0.4	470.4	2.06	18.8
IHC= 72 PPM HEXANE					HOT TRANS	0.38	1.4	405.4	2.92	21.7
ICO[ACT] = 0.0 %CO										
ICO[SPEC]= N/A %CO					72 FTP	0.89	7.9	475.5	2.39	18.1
INOX = 45 PPM										
					75 FTP	0.56	3.9	454.9	2.43	19.2
OTHER TESTS:					SC/3M					

LISTING OF FEDERAL TEST PROCEDURE RESULTS
ON INDIVIDUAL VEHICLES
PHOENIX

VEH NO.	YR	MAKE	MODL	CID	TEST TYPE	HC	CO	CO2	NOXC	MPG FUEL ECON
						-----GRAMS PER MILE-----				
277	75	FORD	MUST	171	COLD TRANS	3.57	68.2	438.6	3.75	15.9
					COLD STAB	3.36	82.9	478.0	2.00	14.3
IHC= 170 PPM HEXANE					HOT TRANS	3.16	54.2	405.0	3.01	17.7
ICO[ACT] = 3.4 %CO										
ICO[SPEC]= N/A %CO					72 FTP	3.46	75.9	459.1	2.84	15.1
INOX = 88 PPM										
					75 FTP	3.35	72.0	450.0	2.63	15.5
OTHER TESTS:					SC/3M					
281	75	FORD	GRAN	302	COLD TRANS	3.32	20.7	580.1	6.33	14.2
					COLD STAB	2.05	7.5	598.7	3.17	14.4
IHC= 250 PPM HEXANE					HOT TRANS	1.79	4.9	531.7	6.30	16.3
ICO[ACT] = 0.3 %CO										
ICO[SPEC]= 0.5 %CO					72 FTP	2.66	13.8	589.8	4.68	14.3
INOX = 60 PPM										
					75 FTP	2.24	9.5	576.6	4.68	14.8
OTHER TESTS:					SC/3M					
282	75	FORD	TORI	351	COLD TRANS	0.89	18.1	796.2	2.58	10.7
					COLD STAB	0.49	7.3	808.8	1.36	10.8
IHC= 51 PPM HEXANE					HOT TRANS	0.85	9.5	695.6	2.58	12.4
ICO[ACT] = 0.2 %CO										
ICO[SPEC]= N/A %CO					72 FTP	0.68	12.5	802.8	1.94	10.8
INOX = 131 PPM										
					75 FTP	0.67	10.1	775.3	1.94	11.2
OTHER TESTS:					SC/3M					
284	75	FORD	ELIT	400	COLD TRANS	0.94	12.5	893.1	3.07	9.7
					COLD STAB	0.54	6.3	882.0	1.71	9.9
IHC= 70 PPM HEXANE					HOT TRANS	0.88	7.4	765.3	2.86	11.4
ICO[ACT] = 0.3 %CO										
ICO[SPEC]= N/A %CO					72 FTP	0.74	9.3	887.3	2.36	9.8
INOX = 144 PPM										
					75 FTP	0.72	7.9	852.5	2.30	10.2
OTHER TESTS:					SC/3M					
285	75	FORD	LTD	351	COLD TRANS	1.34	28.1	748.3	2.40	11.1
					COLD STAB	0.81	17.6	789.1	1.09	10.8
IHC= 55 PPM HEXANE					HOT TRANS	1.26	21.1	663.4	2.10	12.7
ICO[ACT] = 0.5 %CO										
ICO[SPEC]= N/A %CO					72 FTP	1.06	22.6	769.6	1.72	11.0
INOX = 172 PPM										
					75 FTP	1.04	20.7	746.4	1.63	11.3
OTHER TESTS:					SC/3M					

APPENDIX C,CONT'D

LISTING OF FEDERAL TEST PROCEDURE RESULTS
ON INDIVIDUAL VEHICLES
PHOENIX

VEH NO.	YR	MAKE	MODL	CID	TEST TYPE	HC	CO	CO2	NOXC	MPG FUEL ECON
						-----GRAMS PER MILE-----				
286	75	FORD	ELIT	351	COLD TRANS	1.07	18.4	798.2	3.84	10.7
					COLD STAB	0.66	10.8	787.5	1.60	11.0
IHC= 110 PPM HEXANE					HOT TRANS	0.79	11.5	685.2	3.54	12.6
ICO[ACT] = 0.6 %CO										
ICO[SPEC]= N/A %CO					72 FTP	0.86	14.4	792.6	2.67	10.8
INOX = 141 PPM										
					75 FTP	0.78	12.5	761.8	2.59	11.3
OTHER TESTS:					SC/3M					
287	75	FORD	LTD	351	COLD TRANS	0.94	15.8	797.8	3.33	10.8
					COLD STAB	0.56	7.7	801.9	1.45	10.9
IHC= 75 PPM HEXANE					HOT TRANS	0.73	7.1	680.9	3.06	12.8
ICO[ACT] = 0.2 %CO										
ICO[SPEC]= N/A %CO					72 FTP	0.74	11.6	799.9	2.35	10.8
INOX = 131 PPM										
					75 FTP	0.69	9.2	768.1	2.27	11.3
OTHER TESTS:					SC/3M					
289	75	FORD	LTD	400	COLD TRANS	2.61	25.2	797.2	3.11	10.5
					COLD STAB	1.29	21.3	759.4	1.56	11.1
IHC= 110 PPM HEXANE					HOT TRANS	1.11	11.2	673.7	2.80	12.8
ICO[ACT] = 1.2 %CO										
ICO[SPEC]= N/A %CO					72 FTP	1.92	23.2	777.5	2.30	10.8
INOX = 83 PPM										
					75 FTP	1.51	19.4	743.8	2.22	11.4
OTHER TESTS:					SC/3M					
290	75	FORD	LTD	400	COLD TRANS	1.33	32.5	977.1	2.58	8.6
					COLD STAB	0.42	8.4	1014.7	1.92	8.6
IHC= 40 PPM HEXANE					HOT TRANS	0.66	16.2	824.6	2.43	10.4
ICO[ACT] = 1.4 %CO										
ICO[SPEC]= N/A %CO					72 FTP	0.86	19.9	996.7	2.24	8.6
INOX = 119 PPM										
					75 FTP	0.68	15.5	955.1	2.19	9.0
OTHER TESTS:					SC/3M					
293	75	FORD	THUN	460	COLD TRANS	3.26	51.2	813.0	4.50	9.8
					COLD STAB	2.04	55.8	801.7	2.65	9.9
IHC= 95 PPM HEXANE					HOT TRANS	1.47	22.5	719.0	5.15	11.7
ICO[ACT] = 1.8 %CO										
ICO[SPEC]= N/A %CO					72 FTP	2.62	53.6	807.1	3.54	9.9
INOX = 131 PPM										
					75 FTP	2.13	45.8	781.5	3.71	10.3
OTHER TESTS:					SC/3M					

LISTING OF FEDERAL TEST PROCEDURE RESULTS
ON INDIVIDUAL VEHICLES
PHOENIX

VEH NO.	YR	MAKE	MODL	CID	TEST TYPE	HC	CO	CO2	NOXC	MPG FUEL ECON
						-----GRAMS PER MILE-----				
294	75	LINC	CONT	460	COLD TRANS	2.57	68.0	799.1	5.86	9.7
					COLD STAB	3.93	156.5	724.0	2.38	9.0
IHC= 200 PPM HEXANE					HOT TRANS	2.27	58.3	704.1	6.10	11.1
ICO[ACT] = 8.0 %CO										
ICO[SPEC]= N/A %CO					72 FTP	3.28	114.1	759.9	4.05	9.3
INOX = 64 PPM										
					75 FTP	3.20	111.5	734.0	4.11	9.7
OTHER TESTS:					SC/3M					
295	75	MERC	MONA	302	COLD TRANS	2.91	34.5	708.7	1.97	11.5
					COLD STAB	0.52	0.6	724.5	1.63	12.2
IHC= 35 PPM HEXANE					HOT TRANS	0.70	2.6	615.7	1.98	14.3
ICO[ACT] = 0.0 %CO										
ICO[SPEC]= N/A %CO					72 FTP	1.67	16.8	716.9	1.79	11.9
INOX = 218 PPM										
					75 FTP	1.06	8.1	691.6	1.80	12.5
OTHER TESTS:					SC/3M					
297	75	MERC	MONA	351	COLD TRANS	2.67	50.0	660.4	3.87	11.9
					COLD STAB	1.92	52.1	612.6	1.89	12.7
IHC= 160 PPM HEXANE					HOT TRANS	1.71	25.0	579.0	3.94	14.2
ICO[ACT] = 3.0 %CO										
ICO[SPEC]= N/A %CO					72 FTP	2.28	51.1	635.5	2.84	12.3
INOX = 60 PPM										
					75 FTP	2.02	44.3	613.3	2.86	12.9
OTHER TESTS:					SC/3M					
298	75	FORD	LTD	400	COLD TRANS	1.32	26.0	963.8	3.64	8.8
					COLD STAB	0.40	16.7	904.3	2.23	9.5
IHC= 80 PPM HEXANE					HOT TRANS	0.77	13.4	781.9	3.47	11.0
ICO[ACT] = 1.1 %CO										
ICO[SPEC]= N/A %CO					72 FTP	0.84	21.2	932.8	2.91	9.2
INOX = 68 PPM										
					75 FTP	0.69	17.7	883.2	2.86	9.7
OTHER TESTS:					SC/3M					
300	75	OLDS	OMEG	260	COLD TRANS	2.95	35.8	540.9	3.68	14.6
					COLD STAB	0.35	1.7	517.8	3.35	17.0
IHC= 25 PPM HEXANE					HOT TRANS	0.65	5.2	475.0	3.92	18.3
ICO[ACT] = 0.1 %CO										
ICO[SPEC]= N/A %CO					72 FTP	1.60	18.0	528.9	3.51	15.8
INOX = 136 PPM										
					75 FTP	0.97	9.6	510.9	3.58	16.8
OTHER TESTS:					SC/3M					

LISTING OF FEDERAL TEST PROCEDURE RESULTS
ON INDIVIDUAL VEHICLES
PHOENIX

VEH NO.	YR MAKE MODL CID	TEST TYPE	HC	CO	CO2	NOXC	MPG FUEL ECON
			-----GRAMS PER MILE-----				
308	75 PLYM VALI 318	COLD TRANS	1.82	21.5	631.8	5.09	13.2
		COLD STAB	0.92	0.1	676.2	2.63	13.1
	IHC= 125 PPM HEXANE	HOT TRANS	0.92	0.8	574.4	5.26	15.3
	ICO[ACT] = 0.0 %CO						
	ICO[SPEC]= 0.5 %CO	72 FTP	1.35	10.3	654.9	3.80	13.1
	INOX = 299 PPM						
		75 FTP	1.10	4.7	639.3	3.85	13.7
	OTHER TESTS:	SC/3M					
311	75 PLYM DUST 318	COLD TRANS	3.30	59.3	605.0	2.26	12.5
		COLD STAB	0.20	4.1	639.4	1.29	13.7
	IHC= 65 PPM HEXANE	HOT TRANS	0.44	3.4	556.5	2.56	15.8
	ICO[ACT] = 0.0 %CO						
	ICO[SPEC]= 0.3 %CO	72 FTP	1.68	30.6	622.9	1.75	13.1
	INOX = 85 PPM						
		75 FTP	0.90	15.3	609.7	1.84	13.9
	OTHER TESTS:	SC/3M					
312	75 CHRY CORD 400	COLD TRANS	4.32	118.0	677.2	1.67	10.1
		COLD STAB	2.07	63.3	663.3	0.74	11.5
	IHC= 170 PPM HEXANE	HOT TRANS	1.27	21.2	618.0	2.15	13.5
	ICO[ACT] = 3.2 %CO						
	ICO[SPEC]= 0.3 %CO	72 FTP	3.14	89.5	669.9	1.19	10.8
	INOX = 51 PPM						
		75 FTP	2.31	63.1	653.8	1.32	11.7
	OTHER TESTS:	SC/3M					
313	75 PLYM GRNF 360	COLD TRANS	2.80	75.0	595.6	3.33	12.3
		COLD STAB	1.90	65.3	636.1	1.46	11.9
	IHC= 170 PPM HEXANE	HOT TRANS	1.65	50.4	566.8	3.11	13.6
	ICO[ACT] = 5.2 %CO						
	ICO[SPEC]= 0.3 %CO	72 FTP	2.33	69.9	616.7	2.35	12.1
	INOX = 79 PPM						
		75 FTP	2.02	63.2	608.9	2.29	12.4
	OTHER TESTS:	SC/3M					
314	75 PONT ASTR 140	COLD TRANS	1.73	49.0	467.7	2.47	16.1
		COLD STAB	0.31	10.4	438.1	1.10	19.5
	IHC= 100 PPM HEXANE	HOT TRANS	0.38	9.3	406.7	2.10	21.0
	ICO[ACT] = 1.4 %CO						
	ICO[SPEC]= N/A %CO	72 FTP	0.99	28.9	452.3	1.76	17.7
	INOX = 339 PPM						
		75 FTP	0.62	18.1	435.6	1.66	19.0
	OTHER TESTS:	SC/3M					

LISTING OF FEDERAL TEST PROCEDURE RESULTS
ON INDIVIDUAL VEHICLES
PHOENIX

VEH NO.	YR MAKE MODL CID	TEST TYPE	HC	CO	CO2	NOXC	MPG FUEL ECON
			-----GRAMS PER MILE-----				
318	75 PONT LEMA 350	COLD TRANS	1.54	20.4	754.4	2.38	11.2
		COLD STAB	0.30	7.9	718.5	1.87	12.1
IHC= 30 PPM HEXANE		HOT TRANS	0.38	5.7	638.6	2.23	13.7
ICO[ACT] = 0.2 %CO							
ICO[SPEC]= N/A %CO		72 FTP	0.90	13.9	735.7	2.11	11.7
INOX = 47 PPM							
		75 FTP	0.58	9.9	704.1	2.07	12.3
OTHER TESTS:		SC/3M					
320	75 PONT STAW 400	COLD TRANS	3.19	65.5	795.8	3.56	9.8
		COLD STAB	2.18	52.9	719.3	2.69	11.0
IHC= 450 PPM HEXANE		HOT TRANS	2.06	30.8	662.1	3.21	12.4
ICO[ACT] = 5.0 %CO							
ICO[SPEC]= N/A %CO		72 FTP	2.66	58.9	755.9	3.11	10.4
INOX = 32 PPM							
		75 FTP	2.36	49.5	719.4	3.01	11.0
OTHER TESTS:		SC/3M					
321	75 PONT GRNV 455	COLD TRANS	1.27	13.7	804.7	4.69	10.7
		COLD STAB	0.15	0.1	793.8	3.06	11.2
IHC= 110 PPM HEXANE		HOT TRANS	1.73	22.1	660.0	4.39	12.7
ICO[ACT] = 1.4 %CO							
ICO[SPEC]= N/A %CO		72 FTP	0.68	6.6	799.0	3.84	10.9
INOX = 75 PPM							
		75 FTP	0.81	8.9	759.5	3.76	11.4
OTHER TESTS:		SC/3M					
322	75 AUDI STAW 97	COLD TRANS	2.21	18.2	372.6	2.38	21.7
		COLD STAB	1.09	5.2	374.3	1.19	23.0
IHC= 170 PPM HEXANE		HOT TRANS	1.35	3.9	337.0	2.16	25.5
ICO[ACT] = 2.2 %CO							
ICO[SPEC]= 1.0 %CO		72 FTP	1.63	11.4	373.5	1.76	22.4
INOX = 121 PPM							
		75 FTP	1.39	7.5	363.8	1.70	23.4
OTHER TESTS:		SC/3M					
323	76 CAPR SEDA 171	COLD TRANS	1.51	21.7	570.8	1.27	14.6
		COLD STAB	0.29	7.1	704.0	0.52	12.4
IHC= 80 PPM HEXANE		HOT TRANS	0.60	11.1	531.3	0.97	16.1
ICO[ACT] = 0.0 %CO							
ICO[SPEC]= N/A %CO		72 FTP	0.87	14.1	640.3	0.88	13.3
INOX = 50 PPM							
		75 FTP	0.62	11.2	629.5	0.80	13.7
OTHER TESTS:		SC/3M					

LISTING OF FEDERAL TEST PROCEDURE RESULTS
ON INDIVIDUAL VEHICLES
PHOENIX

VEH NO.	YR MAKE MODL CID	TEST TYPE	HC	CO	CO2	NOXC	MPG FUEL ECON
			-----GRAMS PER MILE-----				
325	75 COLT SEDA 98	COLD TRANS	1.35	20.8	368.1	2.56	21.9
		COLD STAB	0.44	8.8	420.8	1.32	20.4
IHC= 80 PPM HEXANE		HOT TRANS	0.73	9.4	334.2	2.31	25.3
ICO[ACT] = 0.1 %CO							
ICO[SPEC]= N/A %CO		72 FTP	0.88	14.5	395.6	1.91	21.1
INOX = 57 PPM							
		75 FTP	0.71	11.5	386.3	1.84	21.8
OTHER TESTS:		SC/3M					
326	75 DATS SEDA 119	COLD TRANS	1.58	31.5	404.5	3.66	19.3
		COLD STAB	0.88	17.5	401.6	2.06	20.5
IHC= 65 PPM HEXANE		HOT TRANS	1.35	19.1	346.6	3.74	23.3
ICO[ACT] = 0.9 %CO							
ICO[SPEC]= 2.0 %CO		72 FTP	1.22	24.2	403.0	2.83	19.9
INOX = 76 PPM							
		75 FTP	1.15	20.8	387.2	2.85	21.0
OTHER TESTS:		SC/3M					
327	75 DATS SEDA 85	COLD TRANS	1.86	27.2	352.5	2.61	22.1
		COLD STAB	0.26	1.7	362.3	1.56	24.3
IHC= 22 PPM HEXANE		HOT TRANS	0.34	4.4	305.5	2.30	28.3
ICO[ACT] = 0.0 %CO							
ICO[SPEC]= 2.0 %CO		72 FTP	1.02	13.9	357.6	2.07	23.2
INOX = 48 PPM							
		75 FTP	0.61	7.7	344.8	1.98	24.7
OTHER TESTS:		SC/3M					
328	75 DATS SEDA 119	COLD TRANS	2.40	41.2	430.4	3.52	17.7
		COLD STAB	1.71	12.4	342.7	2.80	24.1
IHC= 250 PPM HEXANE		HOT TRANS	1.45	14.4	345.1	3.18	23.8
ICO[ACT] = 2.0 %CO							
ICO[SPEC]= 2.0 %CO		72 FTP	2.04	26.2	384.7	3.15	20.5
INOX = 111 PPM							
		75 FTP	1.78	18.9	361.4	3.05	22.4
OTHER TESTS:		SC/3M					
329	75 FIAT SEDA 107	COLD TRANS	1.41	45.5	452.3	1.76	16.8
		COLD STAB	0.68	28.7	425.3	0.63	18.8
IHC= 90 PPM HEXANE		HOT TRANS	0.70	23.0	388.8	1.43	20.8
ICO[ACT] = 1.2 %CO							
ICO[SPEC]= 0.2 %CO		72 FTP	1.03	36.7	438.2	1.17	17.8
INOX = 96 PPM							
		75 FTP	0.83	30.6	420.9	1.08	18.8
OTHER TESTS:		SC/3M					

LISTING OF FEDERAL TEST PROCEDURE RESULTS
ON INDIVIDUAL VEHICLES
PHOENIX

VEH NO.	YR	MAKE	MODL	CID	TEST TYPE	HC	CO	CO2	NOXC	MPG FUEL ECON
						-----GRAMS PER MILE-----				
330	75	FIAT	SEDA	97	COLD TRANS	1.96	24.5	389.1	2.08	20.5
					COLD STAB	1.07	9.5	426.0	0.87	20.0
IHC= 50 PPM HEXANE					HOT TRANS	1.23	13.7	338.7	1.74	24.4
ICO[ACT] = 0.2 %CO										
ICO[SPEC]= 0.5 %CO					72 FTP	1.49	16.7	408.3	1.45	20.2
INOX = 106 PPM										
					75 FTP	1.29	13.7	394.6	1.36	21.1
OTHER TESTS:					SC/3M					
331	75	HOND	STAW	91	COLD TRANS	1.27	14.7	345.7	1.84	23.8
					COLD STAB	0.51	6.3	355.7	1.23	24.2
IHC= 50 PPM HEXANE					HOT TRANS	1.18	8.4	305.4	1.78	27.5
ICO[ACT] = 0.3 %CO										
ICO[SPEC]= 0.3 %CO					72 FTP	0.88	10.3	350.9	1.52	24.0
INOX = 109 PPM										
					75 FTP	0.85	8.6	339.9	1.51	24.9
OTHER TESTS:					SC/3M					
332	75	MAZD	SEDA	70	COLD TRANS	4.31	21.6	550.5	1.35	14.8
					COLD STAB	0.19	2.9	662.4	0.55	13.3
IHC= 20 PPM HEXANE					HOT TRANS	2.47	23.0	488.7	1.16	16.7
ICO[ACT] = 0.0 %CO										
ICO[SPEC]= N/A %CO					72 FTP	2.16	11.8	608.9	0.93	14.0
INOX = 27 PPM										
					75 FTP	1.66	12.2	592.0	0.88	14.4
OTHER TESTS:					SC/3M					
333	75	MAZD	SEDA	80	COLD TRANS	5.07	27.9	616.3	1.60	13.1
					COLD STAB	0.32	19.9	649.9	0.37	13.0
IHC= 30 PPM HEXANE					HOT TRANS	1.35	14.0	562.6	1.17	15.1
ICO[ACT] = 0.3 %CO										
ICO[SPEC]= N/A %CO					72 FTP	2.60	23.7	633.8	0.96	13.1
INOX = 28 PPM										
					75 FTP	1.58	19.9	619.2	0.84	13.5
OTHER TESTS:					SC/3M					
335	75	MG	B	110	COLD TRANS	0.35	7.4	495.4	0.96	17.5
					COLD STAB	0.07	1.3	515.4	0.73	17.1
IHC= 30 PPM HEXANE					HOT TRANS	0.08	5.8	430.7	0.78	20.2
ICO[ACT] = 0.0 %CO										
ICO[SPEC]= 5.5 %CO					72 FTP	0.20	4.2	505.8	0.84	17.3
INOX = 56 PPM										
					75 FTP	0.13	3.8	488.2	0.79	17.9
OTHER TESTS:					SC/3M					

LISTING OF FEDERAL TEST PROCEDURE RESULTS
ON INDIVIDUAL VEHICLES
PHOENIX

VEH NO.	YR	MAKE	MODL	CID	TEST TYPE	HC	CO	CO2	NOXC	MPG FUEL ECON
						-----GRAMS PER MILE-----				
336	75	OPEL	SEDA	116	COLD TRANS	1.48	9.5	512.6	1.90	16.7
					COLD STAB	1.12	4.0	585.8	0.94	14.9
IHC= 110 PPM HEXANE					HOT TRANS	1.26	4.5	455.2	1.62	19.0
ICO[ACT] = 0.1 %CO										
ICO[SPEC]= N/A %CO					72 FTP	1.29	6.6	550.8	1.40	15.7
INOX = 45 PPM										
					75 FTP	1.23	5.3	535.1	1.32	16.2
OTHER TESTS:					SC/3M					
338	75	PORS	COUP	109	COLD TRANS	2.85	18.0	473.9	1.75	17.4
					COLD STAB	0.20	0.2	547.4	0.71	16.2
IHC= 91 PPM HEXANE					HOT TRANS	0.36	0.6	433.9	1.11	20.4
ICO[ACT] = 0.0 %CO										
ICO[SPEC]= N/A %CO					72 FTP	1.47	8.7	512.2	1.21	16.7
INOX = 72 PPM										
					75 FTP	0.79	3.9	501.3	1.03	17.4
OTHER TESTS:					SC/3M					
340	75	TOYO	STAW	133	COLD TRANS	2.39	19.2	460.9	6.15	17.8
					COLD STAB	1.54	12.3	472.2	2.65	17.9
IHC= 40 PPM HEXANE					HOT TRANS	1.59	7.4	392.2	5.20	21.7
ICO[ACT] = 0.9 %CO										
ICO[SPEC]= N/A %CO					72 FTP	1.95	15.6	466.7	4.33	17.8
INOX = 38 PPM										
					75 FTP	1.73	12.4	448.0	4.07	18.8
OTHER TESTS:					SC/3M					
341	75	TOYO	STAW	97	COLD TRANS	1.83	17.9	395.6	3.51	20.7
					COLD STAB	0.46	9.6	460.6	1.60	18.6
IHC= 40 PPM HEXANE					HOT TRANS	0.82	8.3	362.2	2.62	23.5
ICO[ACT] = 0.6 %CO										
ICO[SPEC]= N/A %CO					72 FTP	1.12	13.6	429.5	2.51	19.5
INOX = 58 PPM										
					75 FTP	0.84	10.9	420.4	2.27	20.2
OTHER TESTS:					SC/3M					
342	75	VOLK	SEDA	97	COLD TRANS	1.98	16.7	370.2	3.02	22.0
					COLD STAB	0.12	0.5	399.1	2.28	22.2
IHC= 20 PPM HEXANE					HOT TRANS	0.32	4.4	318.8	2.54	27.2
ICO[ACT] = 0.1 %CO										
ICO[SPEC]= 0.2 %CO					72 FTP	1.01	8.2	385.3	2.63	22.1
INOX = 177 PPM										
					75 FTP	0.56	4.9	371.2	2.50	23.3
OTHER TESTS:					SC/3M					

LISTING OF FEDERAL TEST PROCEDURE RESULTS
ON INDIVIDUAL VEHICLES
PHOENIX

VEH NO.	YR	MAKE	MODL	CID	TEST TYPE	HC	CO	CO2	NOXC	MPG FUEL ECON
						-----GRAMS PER MILE-----				
343	75	VOLK	RABB	90	COLD TRANS	9.33	79.2	351.6	1.07	17.6
					COLD STAB	0.25	2.6	388.5	0.76	22.6
IHC= 37 PPM HEXANE					HOT TRANS	0.43	8.8	338.9	0.95	25.1
ICO[ACT] = 0.2 %CO										
ICO[SPEC]= 1.5 %CO					72 FTP	4.60	39.3	370.8	0.91	19.8
INOX = 76 PPM										
					75 FTP	2.17	20.1	367.4	0.87	21.9
OTHER TESTS:					SC/3M					
345	75	VOLV	SEDA	121	COLD TRANS	0.90	12.6	507.0	3.78	16.8
					COLD STAB	0.10	0.1	475.2	2.37	18.7
IHC= 67 PPM HEXANE					HOT TRANS	0.15	1.9	422.7	4.32	20.8
ICO[ACT] = 0.0 %CO										
ICO[SPEC]= 1.0 %CO					72 FTP	0.48	6.1	490.4	3.05	17.7
INOX = 53 PPM										
					75 FTP	0.28	3.2	467.4	3.19	18.8
OTHER TESTS:					SC/3M					
511	75	FORD	GRAN	250	COLD TRANS	1.40	22.2	476.0	2.41	17.2
					COLD STAB	0.39	7.5	476.3	1.54	18.1
IHC= 60 PPM HEXANE					HOT TRANS	0.99	13.3	418.4	2.63	20.1
ICO[ACT] = 0.0 %CO										
ICO[SPEC]= N/A %CO					72 FTP	0.87	14.5	476.1	1.96	17.7
INOX = 60 PPM										
					75 FTP	0.76	12.1	460.4	2.02	18.4
OTHER TESTS:					SC/3M					
512	75	MERC	MONA	250	COLD TRANS	1.48	48.9	711.5	2.21	11.2
					COLD STAB	0.96	19.3	660.3	1.69	12.8
IHC= 40 PPM HEXANE					HOT TRANS	0.91	22.5	615.1	1.80	13.6
ICO[ACT] = 0.2 %CO										
ICO[SPEC]= N/A %CO					72 FTP	1.21	33.5	684.8	1.94	12.0
INOX = 98 PPM										
					75 FTP	1.05	26.3	658.5	1.83	12.6
OTHER TESTS:					SC/3M					
513	75	OLDS	CUTL	350	COLD TRANS	1.46	12.0	635.2	1.64	13.5
					COLD STAB	0.14	1.0	569.7	1.59	15.5
IHC= 25 PPM HEXANE					HOT TRANS	0.47	4.1	538.3	1.65	16.2
ICO[ACT] = 0.0 %CO										
ICO[SPEC]= N/A %CO					72 FTP	0.77	6.3	601.1	1.61	14.5
INOX = 33 PPM										
					75 FTP	0.50	4.1	574.6	1.61	15.2
OTHER TESTS:					SC/3M					

APPENDIX C,CONT'D

LISTING OF FEDERAL TEST PROCEDURE RESULTS
ON INDIVIDUAL VEHICLES
PHOENIX

VEH NO.	YR	MAKE	MODL	CID	TEST TYPE	HC	CO	CO2	NOXC	MPG FUEL ECON
						-----GRAMS PER MILE-----				
514	75	CHRY	NEWY	440	COLD TRANS	3.16	65.9	783.7	3.50	9.9
					COLD STAB	1.30	53.3	783.4	1.89	10.2
IHC= 215 PPM HEXANE					HOT TRANS	1.19	25.5	689.7	3.13	12.1
ICO[ACT] = 3.9 %CO										
ICO[SPEC]= 0.3 %CO					72 FTP	2.19	59.4	783.6	2.66	10.0
INOX = 66 PPM										
					75 FTP	1.65	48.3	757.9	2.56	10.6
OTHER TESTS:					SC/3M					
515	75	PONT	LEMA	250	COLD TRANS	3.85	79.8	502.5	3.24	13.9
					COLD STAB	1.80	41.9	445.5	2.43	17.2
IHC= 360 PPM HEXANE					HOT TRANS	1.16	19.3	450.7	3.09	18.3
ICO[ACT] = 7.6 %CO										
ICO[SPEC]= N/A %CO					72 FTP	2.78	60.1	472.8	2.82	15.4
INOX = 54 PPM										
					75 FTP	2.05	43.6	458.7	2.78	16.6
OTHER TESTS:					SC/3M					
516	75	BMW	SEDA	182	COLD TRANS	1.73	43.2	672.0	2.65	11.9
					COLD STAB	0.21	16.6	667.8	0.82	12.8
IHC= 95 PPM HEXANE					HOT TRANS	0.45	18.0	584.2	1.78	14.5
ICO[ACT] = 0.5 %CO										
ICO[SPEC]= 1.5 %CO					72 FTP	0.94	29.3	669.8	1.70	12.3
INOX = 49 PPM										
					75 FTP	0.59	22.4	645.8	1.46	13.0
OTHER TESTS:					SC/3M					
517	75	BMW	SEDA	182	COLD TRANS	1.64	23.8	615.7	3.22	13.5
					COLD STAB	0.41	21.4	615.4	1.05	13.6
IHC= 25 PPM HEXANE					HOT TRANS	0.69	17.9	520.2	2.94	16.1
ICO[ACT] = 0.6 %CO										
ICO[SPEC]= 1.5 %CO					72 FTP	1.00	22.5	615.5	2.09	13.6
INOX = 72 PPM										
					75 FTP	0.74	20.9	589.5	2.01	14.2
OTHER TESTS:					SC/3M					
518	75	SUBA	SEDA	83	COLD TRANS	1.99	23.1	387.1	3.91	20.7
					COLD STAB	1.31	16.4	365.0	2.21	22.5
IHC= 160 PPM HEXANE					HOT TRANS	1.59	12.9	347.1	3.63	23.8
ICO[ACT] = 2.0 %CO										
ICO[SPEC]= 0.6 %CO					72 FTP	1.64	19.6	375.6	3.02	21.6
INOX = 146 PPM										
					75 FTP	1.53	16.8	364.7	2.95	22.4
OTHER TESTS:					SC/3M					

LISTING OF FEDERAL TEST PROCEDURE RESULTS
ON INDIVIDUAL VEHICLES
PHOENIX

VEH NO.	YR	MAKE	MODL	CID	TEST TYPE	HC	CO	CO2	NOXC	MPG FUEL ECON
						-----GRAMS PER MILE-----				
519	75	MERB	SEDA	168	COLD TRANS	1.35	20.6	701.7	3.97	12.0
					COLD STAB	0.09	0.0	670.2	2.94	13.2
IHC= 70 PPM HEXANE					HOT TRANS	0.31	1.1	576.8	4.09	15.3
ICO[ACT] = 0.0 %CO										
ICO[SPEC]= 1.0 %CO					72 FTP	0.69	9.9	685.3	3.43	12.6
INOX = 319 PPM										
					75 FTP	0.41	4.5	651.2	3.46	13.5
OTHER TESTS:					SC/3M					
520	75	PORS	SEDA	164	COLD TRANS	29.87	102.2	434.3	2.18	12.9
					COLD STAB	0.97	18.9	508.1	1.23	16.4
IHC= 60 PPM HEXANE					HOT TRANS	0.92	12.5	404.9	1.96	20.8
ICO[ACT] = 1.3 %CO										
ICO[SPEC]= 1.5 %CO					72 FTP	14.80	58.8	472.8	1.69	14.5
INOX = 60 PPM										
					75 FTP	6.91	34.3	464.7	1.63	16.4
OTHER TESTS:					SC/3M					
521	75	SAAB	SEDA	121	COLD TRANS	1.88	11.6	473.2	1.49	17.8
					COLD STAB	1.20	5.4	453.8	1.04	19.0
IHC= 400 PPM HEXANE					HOT TRANS	1.12	5.6	398.0	1.38	21.6
ICO[ACT] = 1.3 %CO										
ICO[SPEC]= 1.3 %CO					72 FTP	1.53	8.4	463.1	1.26	18.5
INOX = 54 PPM										
					75 FTP	1.32	6.7	442.5	1.23	19.4
OTHER TESTS:					SC/3M					
522	75	AMMO	HORN	232	COLD TRANS	1.76	27.8	525.6	3.03	15.4
					COLD STAB	1.13	3.3	474.7	3.28	18.4
IHC= 112 PPM HEXANE					HOT TRANS	1.19	6.2	455.3	2.82	18.9
ICO[ACT] = 0.1 %CO										
ICO[SPEC]= 1.0 %CO					72 FTP	1.44	15.0	499.1	3.16	16.8
INOX = 359 PPM										
					75 FTP	1.28	9.1	479.9	3.10	17.8
OTHER TESTS:					SC/3M					
523	75	AMMO	PACE	258	COLD TRANS	1.02	24.3	623.1	2.05	13.4
					COLD STAB	0.39	13.9	677.5	1.38	12.7
IHC= 80 PPM HEXANE					HOT TRANS	0.97	21.6	526.2	1.47	15.8
ICO[ACT] = 0.5 %CO										
ICO[SPEC]= N/A %CO					72 FTP	0.69	18.9	651.4	1.70	13.0
INOX = 60 PPM										
					75 FTP	0.68	18.1	625.0	1.54	13.5
OTHER TESTS:					SC/3M					

LISTING OF FEDERAL TEST PROCEDURE RESULTS
ON INDIVIDUAL VEHICLES
PHOENIX

VEH NO.	YR	MAKE	MODL	CID	TEST TYPE	HC	CO	CO2	NOXC	MPG FUEL ECON
						-----GRAMS PER MILE-----				
524	75	CHRY	NEWY	440	COLD TRANS	16.63	265.8	716.6	1.57	7.5
					COLD STAB	0.12	2.7	889.4	1.41	9.9
IHC= 65 PPM HEXANE					HOT TRANS	0.22	2.7	735.1	2.63	12.0
ICO[ACT] = 0.0 %CO										
ICO[SPEC]= 0.3 %CO					72 FTP	8.02	128.7	806.7	1.49	8.6
INOX = 111 PPM										
					75 FTP	3.54	56.9	811.8	1.78	9.7
OTHER TESTS:					SC/3M					
525	75	MERC	MARQ	460	COLD TRANS	1.44	29.3	901.5	3.18	9.3
					COLD STAB	0.54	13.1	939.9	1.79	9.2
IHC= 40 PPM HEXANE					HOT TRANS	0.93	12.2	787.1	2.91	11.0
ICO[ACT] = 0.1 %CO										
ICO[SPEC]= N/A %CO					72 FTP	0.97	20.9	921.5	2.45	9.3
INOX = 279 PPM										
					75 FTP	0.83	16.2	890.3	2.38	9.7
OTHER TESTS:					SC/3M					
046	74	AMMO	MATA	304	COLD TRANS	3.58	70.2	603.0	4.11	12.2
					COLD STAB	2.26	40.7	586.9	2.75	13.5
IHC= 150 PPM HEXANE					HOT TRANS	2.25	26.3	536.4	5.58	15.2
ICO[ACT] = 2.5 %CO										
ICO[SPEC]= 1.0 %CO					72 FTP	2.89	54.8	594.6	3.40	12.9
INOX = 84 PPM										
					75 FTP	2.53	42.8	576.4	3.80	13.6
OTHER TESTS:					NONE					
047	74	BUIC	ELEC	455	COLD TRANS	4.17	73.2	776.5	6.31	9.8
					COLD STAB	2.81	30.1	789.7	4.94	10.5
IHC= 40 PPM HEXANE					HOT TRANS	2.81	36.9	668.0	6.49	12.1
ICO[ACT] = 0.4 %CO										
ICO[SPEC]= 0.3 %CO					72 FTP	3.46	50.7	783.4	5.59	10.2
INOX = 76 PPM										
					75 FTP	3.09	40.8	753.8	5.64	10.7
OTHER TESTS:					NONE					
048	74	BUIC	REGA	350	COLD TRANS	12.02	105.5	673.2	3.31	10.1
					COLD STAB	9.75	108.4	640.1	2.32	10.5
IHC= 280 PPM HEXANE					HOT TRANS	5.62	57.6	566.7	3.44	13.1
ICO[ACT] = 4.5 %CO										
ICO[SPEC]= 3.0 %CO					72 FTP	10.83	107.0	655.9	2.80	10.3
INOX = 79 PPM										
					75 FTP	9.09	94.0	626.9	2.83	11.0
OTHER TESTS:					NONE					

LISTING OF FEDERAL TEST PROCEDURE RESULTS
ON INDIVIDUAL VEHICLES
PHOENIX

VEH NO.	YR MAKE MODL CID	TEST TYPE	HC	CO	CO2	NOXC	MPG FUEL ECON
			-----GRAMS PER MILE-----				
049	74 CHEV VEGA 140	COLD TRANS	1.84	40.2	483.3	2.69	16.1
		COLD STAB	1.22	16.6	463.4	1.82	18.0
	IHC= 180 PPM HEXANE	HOT TRANS	1.19	12.3	420.0	2.23	20.0
	ICO[ACT] = 2.2 %CO						
	ICO[SPEC]= 0.5 %CO	72 FTP	1.52	27.9	472.9	2.23	17.0
	INOX = 478 PPM						
		75 FTP	1.34	20.3	455.7	2.11	18.0
	OTHER TESTS:	NONE					
050	74 CHEV MONT 350	COLD TRANS	3.70	68.9	706.9	1.84	10.7
		COLD STAB	2.43	50.5	690.6	1.09	11.4
	IHC= 160 PPM HEXANE	HOT TRANS	2.56	38.3	608.6	1.67	13.1
	ICO[ACT] = 1.9 %CO						
	ICO[SPEC]= 0.5 %CO	72 FTP	3.04	59.3	698.4	1.45	11.1
	INOX = 51 PPM						
		75 FTP	2.73	50.9	671.6	1.40	11.7
	OTHER TESTS:	LOADED					
051	74 CHEV NOVA 250	COLD TRANS	3.30	26.6	513.7	2.39	15.7
		COLD STAB	1.94	12.9	630.6	1.23	13.5
	IHC= 60 PPM HEXANE	HOT TRANS	3.31	22.9	454.7	2.47	17.7
	ICO[ACT] = 0.3 %CO						
	ICO[SPEC]= 0.3 %CO	72 FTP	2.59	19.5	574.7	1.78	14.5
	INOX = 37 PPM						
		75 FTP	2.59	18.5	558.5	1.81	14.9
	OTHER TESTS:	NONE					
052	74 CHEV NOVA 350	COLD TRANS	4.29	61.8	700.1	2.59	10.9
		COLD STAB	2.10	25.1	653.4	1.59	12.7
	IHC= 60 PPM HEXANE	HOT TRANS	1.96	22.7	567.4	2.45	14.6
	ICO[ACT] = 0.3 %CO						
	ICO[SPEC]= N/A %CO	72 FTP	3.15	42.7	675.8	2.07	11.8
	INOX = 49 PPM						
		75 FTP	2.51	32.0	639.6	2.03	12.7
	OTHER TESTS:	NONE					
053	74 CHEV MONT 350	COLD TRANS	3.11	51.0	686.2	2.72	11.4
		COLD STAB	1.68	24.4	732.3	1.07	11.4
	IHC= 100 PPM HEXANE	HOT TRANS	1.45	21.0	613.0	2.16	13.6
	ICO[ACT] = 0.4 %CO						
	ICO[SPEC]= N/A %CO	72 FTP	2.37	37.1	710.2	1.86	11.4
	INOX = 90 PPM						
		75 FTP	1.91	29.0	690.3	1.71	12.0
	OTHER TESTS:	NONE					

APPENDIX C,CONT'D

LISTING OF FEDERAL TEST PROCEDURE RESULTS
ON INDIVIDUAL VEHICLES
PHOENIX

VEH NO.	YR	MAKE	MODL	CID	TEST TYPE	GRAMS PER MILE HC	CO	CO2	NOXC	MPG FUEL ECON
054	74	CHEV	CAPR	400	COLD TRANS	2.23	31.3	838.1	1.66	9.9
					COLD STAB	1.25	8.4	891.1	1.02	9.8
IHC= 150 PPM HEXANE					HOT TRANS	1.49	9.3	756.6	1.52	11.4
ICO[ACT] = 0.1 %CO										
ICO[SPEC]= N/A %CO					72 FTP	1.72	19.4	865.7	1.33	9.8
INOX = 73 PPM										
					75 FTP	1.52	13.4	843.5	1.29	10.2
OTHER TESTS:					NONE					
055	74	DODG	MONA	360	COLD TRANS	5.30	84.5	603.4	6.74	11.8
					COLD STAB	3.72	109.2	571.8	4.52	11.8
IHC= 145 PPM HEXANE					HOT TRANS	2.88	51.2	528.1	7.54	14.4
ICO[ACT] = 4.6 %CO										
ICO[SPEC]= N/A %CO					72 FTP	4.47	97.4	586.9	5.58	11.8
INOX = 38 PPM										
					75 FTP	3.82	88.3	566.4	5.80	12.4
OTHER TESTS:					NONE					
056	74	DODG	DART	225	COLD TRANS	3.84	49.1	501.6	5.77	15.0
					COLD STAB	3.00	35.5	475.4	4.05	16.4
IHC= 180 PPM HEXANE					HOT TRANS	3.05	33.9	424.3	4.65	18.2
ICO[ACT] = 2.7 %CO										
ICO[SPEC]= 0.5 %CO					72 FTP	3.40	42.0	487.9	4.87	15.7
INOX = 90 PPM										
					75 FTP	3.19	37.9	466.8	4.57	16.5
OTHER TESTS:					NONE					
057	74	FORD	PINT	122	COLD TRANS	3.98	48.6	371.6	2.47	19.3
					COLD STAB	2.90	56.8	365.4	1.50	19.1
IHC= 190 PPM HEXANE					HOT TRANS	2.24	30.7	327.2	2.25	23.2
ICO[ACT] = 5.0 %CO										
ICO[SPEC]= 0.5 %CO					72 FTP	3.42	52.9	368.4	1.96	19.2
INOX = 61 PPM										
					75 FTP	2.94	48.0	356.3	1.90	20.1
OTHER TESTS:					NONE					
058	74	FORD	TORI	302	COLD TRANS	4.92	47.7	597.4	4.86	12.9
					COLD STAB	4.04	41.1	562.7	4.07	13.9
IHC= 200 PPM HEXANE					HOT TRANS	3.68	21.9	534.0	5.52	15.3
ICO[ACT] = 1.8 %CO										
ICO[SPEC]= 0.5 %CO					72 FTP	4.46	44.2	579.3	4.45	13.4
INOX = 72 PPM										
					75 FTP	4.12	37.2	562.0	4.63	14.0
OTHER TESTS:					LOADED					

LISTING OF FEDERAL TEST PROCEDURE RESULTS
ON INDIVIDUAL VEHICLES
PHOENIX

VEH NO.	YR	MAKE	MODL	CID	TEST TYPE	HC	CO	CO2	NOXC	MPG FUEL ECON
						-----GRAMS PER MILE-----				
059	74	FORD	MAVE	250	COLD TRANS	2.62	33.3	545.7	3.01	14.6
					COLD STAB	1.78	18.7	548.1	1.86	15.2
IHC= 43 PPM HEXANE					HOT TRANS	2.48	23.4	462.5	3.05	17.5
ICO[ACT] = 0.1 %CO										
ICO[SPEC]= 1.0 %CO					72 FTP	2.18	25.7	547.0	2.41	14.9
INOX = 126 PPM										
					75 FTP	2.14	23.0	524.3	2.42	15.6
OTHER TESTS:					NONE					
060	74	FORD	LTD	351	COLD TRANS	4.70	84.5	748.0	2.58	9.9
					COLD STAB	2.96	71.1	726.4	2.05	10.5
IHC= 120 PPM HEXANE					HOT TRANS	3.18	40.0	629.9	2.82	12.6
ICO[ACT] = 1.3 %CO										
ICO[SPEC]= 0.5 %CO					72 FTP	3.79	77.5	736.8	2.31	10.2
INOX = 70 PPM										
					75 FTP	3.38	65.4	704.6	2.37	10.9
OTHER TESTS:					NONE					
061	74	FORD	LTD	400	COLD TRANS	4.41	54.6	745.2	4.60	10.5
					COLD STAB	31.31	87.3	692.1	3.12	9.6
IHC= 245 PPM HEXANE					HOT TRANS	7.55	46.3	650.9	4.25	11.9
ICO[ACT] = 6.0 %CO										
ICO[SPEC]= 0.4 %CO					72 FTP	18.43	71.6	717.5	3.83	10.0
INOX = 55 PPM										
					75 FTP	19.29	69.4	691.8	3.73	10.3
OTHER TESTS:					NONE					
062	74	LINC	MRK4	460	COLD TRANS	17.81	82.1	876.3	4.91	8.4
					COLD STAB	3.99	38.0	940.7	2.88	8.8
IHC= 155 PPM HEXANE					HOT TRANS	3.79	43.4	774.5	4.97	10.4
ICO[ACT] = 0.8 %CO										
ICO[SPEC]= N/A %CO					72 FTP	10.60	59.1	909.9	3.85	8.6
INOX = 116 PPM										
					75 FTP	6.78	48.6	882.1	3.87	9.1
OTHER TESTS:					NONE					
063	74	MERC	COUG	400	COLD TRANS	2.49	18.2	730.2	6.96	11.6
					COLD STAB	2.89	25.1	684.0	5.87	12.1
IHC= 175 PPM HEXANE					HOT TRANS	2.31	13.2	601.9	7.08	14.1
ICO[ACT] = 0.9 %CO										
ICO[SPEC]= 0.4 %CO					72 FTP	2.70	21.8	706.1	6.39	11.9
INOX = 813 PPM										
					75 FTP	2.65	20.4	671.1	6.43	12.5
OTHER TESTS:					LOADED					

LISTING OF FEDERAL TEST PROCEDURE RESULTS
ON INDIVIDUAL VEHICLES
PHOENIX

VEH NO.	YR	MAKE	MODL	CID	TEST TYPE	HC	CO	CO2	NOXC	MPG FUEL ECON
						-----GRAMS PER MILE-----				
064	74	OLDS	CUTL	350	COLD TRANS	2.91	32.1	815.7	2.76	10.1
					COLD STAB	2.80	31.2	765.4	1.95	10.8
IHC= 70 PPM HEXANE					HOT TRANS	2.21	17.5	551.6	2.48	15.1
ICO[ACT] = 0.7 %CO										
ICO[SPEC]= 0.2 %CO					72 FTP	2.85	31.6	789.5	2.34	10.5
INOX = 78 PPM										
					75 FTP	2.66	27.6	717.4	2.26	11.5
OTHER TESTS:					NONE					
065	74	OLDS	CUTL	350	COLD TRANS	3.52	31.2	713.4	2.82	11.5
					COLD STAB	1.67	5.3	712.2	1.60	12.2
IHC= 80 PPM HEXANE					HOT TRANS	2.21	7.2	592.9	2.52	14.5
ICO[ACT] = 0.1 %CO										
ICO[SPEC]= 0.5 %CO					72 FTP	2.55	17.7	712.8	2.18	11.9
INOX = 93 PPM										
					75 FTP	2.20	11.1	679.9	2.10	12.6
OTHER TESTS:					NONE					
066	74	OLDS	98	455	COLD TRANS	3.70	116.9	947.7	2.31	7.8
					COLD STAB	0.61	6.7	1066.1	1.93	8.2
IHC= 45 PPM HEXANE					HOT TRANS	1.17	10.2	907.5	2.64	9.6
ICO[ACT] = 0.1 %CO										
ICO[SPEC]= 0.5 %CO					72 FTP	2.09	59.5	1009.5	2.11	8.0
INOX = 245 PPM										
					75 FTP	1.40	30.4	998.5	2.20	8.4
OTHER TESTS:					NONE					
067	74	PLYM	SATE	318	COLD TRANS	7.56	82.6	649.2	3.70	11.1
					COLD STAB	2.81	51.0	650.3	1.96	12.0
IHC= 67 PPM HEXANE					HOT TRANS	2.37	25.4	583.7	3.21	14.1
ICO[ACT] = 1.5 %CO										
ICO[SPEC]= 0.5 %CO					72 FTP	5.08	66.1	649.8	2.79	11.5
INOX = 69 PPM										
					75 FTP	3.67	50.5	631.9	2.66	12.3
OTHER TESTS:					NONE					
068	74	PLYM	VALI	225	COLD TRANS	4.64	70.5	462.0	7.33	15.1
					COLD STAB	3.32	86.6	423.0	3.55	15.6
IHC= 230 PPM HEXANE					HOT TRANS	3.15	45.1	398.5	5.93	18.5
ICO[ACT] = 8.2 %CO										
ICO[SPEC]= 0.5 %CO					72 FTP	3.95	78.9	441.6	5.36	15.4
INOX = 66 PPM										
					75 FTP	3.55	72.0	424.3	4.98	16.2
OTHER TESTS:					NONE					

LISTING OF FEDERAL TEST PROCEDURE RESULTS
ON INDIVIDUAL VEHICLES
PHOENIX

VEH NO.	YR	MAKE	MODL	CID	TEST TYPE	HC	CO	CO2	NOXC	MPG FUEL ECON
						-----GRAMS PER MILE-----				
069	74	PONT	BONN	400	COLD TRANS	2.82	40.9	733.7	2.06	11.0
					COLD STAB	2.38	36.8	681.7	1.21	11.9
IHC= 300 PPM HEXANE					HOT TRANS	2.83	24.1	583.7	2.17	14.1
ICO[ACT] = 1.5 %CO										
ICO[SPEC]= 0.3 %CO					72 FTP	2.59	38.8	706.5	1.61	11.4
INOX = 92 PPM										
					75 FTP	2.59	34.2	665.6	1.65	12.2
OTHER TESTS:					NONE					
070	74	PONT	LEMA	350	COLD TRANS	2.91	19.1	798.4	2.40	10.6
					COLD STAB	2.06	5.8	754.1	1.42	11.5
IHC= 110 PPM HEXANE					HOT TRANS	2.79	7.5	636.6	2.70	13.5
ICO[ACT] = 0.1 %CO										
ICO[SPEC]= 0.2 %CO					72 FTP	2.47	12.2	775.3	1.89	11.1
INOX = 106 PPM										
					75 FTP	2.43	9.0	731.1	1.97	11.8
OTHER TESTS:					NONE					
071	74	DATS	STAW	119	COLD TRANS	2.15	31.9	423.3	2.55	18.5
					COLD STAB	1.75	12.1	421.6	1.91	19.9
IHC= 90 PPM HEXANE					HOT TRANS	1.57	15.1	360.3	2.58	22.8
ICO[ACT] = 0.2 %CO										
ICO[SPEC]= 3.0 %CO					72 FTP	1.94	21.6	422.4	2.22	19.2
INOX = 52 PPM										
					75 FTP	1.78	17.0	405.2	2.22	20.3
OTHER TESTS:					NONE					
072	74	MAZD	SEDA	70	COLD TRANS	3.10	25.3	531.9	0.85	15.3
					COLD STAB	3.34	32.2	583.5	0.38	13.8
IHC= 20 PPM HEXANE					HOT TRANS	9.78	82.7	350.4	0.81	17.4
ICO[ACT] = 0.1 %CO										
ICO[SPEC]= 0.1 %CO					72 FTP	3.22	28.9	558.8	0.60	14.4
INOX = 29 PPM										
					75 FTP	5.05	44.5	509.3	0.59	14.9
OTHER TESTS:					NONE					
073	74	TOYO	STAW	97	COLD TRANS	3.37	27.6	311.2	3.68	24.3
					COLD STAB	3.17	29.9	326.7	2.52	23.1
IHC= 270 PPM HEXANE					HOT TRANS	2.56	19.7	277.3	3.45	28.0
ICO[ACT] = 4.8 %CO										
ICO[SPEC]= 4.0 %CO					72 FTP	3.26	28.8	319.3	3.07	23.7
INOX = 80 PPM										
					75 FTP	3.04	26.7	310.0	3.01	24.5
OTHER TESTS:					NONE					

APPENDIX C,CONT'D

LISTING OF FEDERAL TEST PROCEDURE RESULTS
ON INDIVIDUAL VEHICLES
PHOENIX

VEH NO.	YR MAKE MODL CID	TEST TYPE	HC	CO	CO2	NOXC	MPG FUEL ECON
			-----GRAMS PER MILE-----				
074	74 VOLK SEDA 97	COLD TRANS	5.14	44.1	307.3	2.56	22.6
		COLD STAB	4.22	56.8	320.7	1.18	21.0
IHC= 150 PPM HEXANE		HOT TRANS	2.95	31.0	280.6	2.28	26.2
ICO[ACT] = 4.2 %CO							
ICO[SPEC]= 1.5 %CO		72 FTP	4.66	50.7	314.3	1.84	21.7
INOX = 86 PPM							
		75 FTP	4.07	47.1	307.0	1.76	22.5
OTHER TESTS:		NONE					
075	74 VOLK SEDA 97	COLD TRANS	3.97	48.7	306.1	2.75	22.5
		COLD STAB	2.96	55.2	324.5	1.33	21.1
IHC= 200 PPM HEXANE		HOT TRANS	2.26	31.9	285.5	2.43	25.9
ICO[ACT] = 6.8 %CO							
ICO[SPEC]= 1.5 %CO		72 FTP	3.44	52.1	315.7	2.01	21.7
INOX = 68 PPM							
		75 FTP	2.98	47.5	310.1	1.92	22.5
OTHER TESTS:		NONE					
101	73 AMMO GREM 232	COLD TRANS	2.37	29.1	430.2	3.64	18.4
		COLD STAB	1.78	19.2	520.3	1.23	16.0
IHC= 145 PPM HEXANE		HOT TRANS	1.64	14.3	402.0	2.57	20.7
ICO[ACT] = 2.4 %CO							
ICO[SPEC]= 1.5 %CO		72 FTP	2.06	24.0	477.2	2.39	17.0
INOX = 65 PPM							
		75 FTP	1.86	19.9	469.5	2.09	17.5
OTHER TESTS:		NONE					
102	73 BUIC RIVI 455	COLD TRANS	5.00	54.3	874.1	2.76	9.1
		COLD STAB	1.89	13.1	864.2	1.59	10.0
IHC= 58 PPM HEXANE		HOT TRANS	2.04	8.7	730.6	2.79	11.8
ICO[ACT] = 0.1 %CO							
ICO[SPEC]= N/A %CO		72 FTP	3.38	32.8	868.9	2.15	9.5
INOX = 45 PPM							
		75 FTP	2.58	20.4	829.8	2.16	10.2
OTHER TESTS:		NONE					
103	73 CADI DEVI 472	COLD TRANS	5.03	124.1	819.1	2.99	8.6
		COLD STAB	2.14	23.4	858.6	2.82	9.8
IHC= 25 PPM HEXANE		HOT TRANS	2.72	16.4	748.7	4.28	11.3
ICO[ACT] = 0.4 %CO							
ICO[SPEC]= 0.5 %CO		72 FTP	3.52	71.6	839.7	2.90	9.2
INOX = 54 PPM							
		75 FTP	2.89	42.2	820.4	3.25	9.9
OTHER TESTS:		NONE					

LISTING OF FEDERAL TEST PROCEDURE RESULTS
ON INDIVIDUAL VEHICLES
PHOENIX

VEH NO.	YR MAKE MODL CID	TEST TYPE	HC	CO	CO2	NOXC	MPG FUEL ECON
			-----GRAMS PER MILE-----				
104	73 CHEV VEGA 140	COLD TRANS	3.25	38.2	306.5	3.29	23.6
		COLD STAB	3.26	20.5	296.2	3.16	26.2
	IHC= 235 PPM HEXANE	HOT TRANS	2.60	17.8	253.3	3.90	30.7
	ICO[ACT] = 3.0 %CO						
	ICO[SPEC]= N/A %CO	72 FTP	3.26	29.0	301.1	3.22	24.9
	INOX = 101 PPM						
		75 FTP	3.08	23.4	286.6	3.39	26.6
	OTHER TESTS:	NONE					
105	73 CHEV MONT 350	COLD TRANS	2.70	27.1	636.4	2.57	12.9
		COLD STAB	1.76	26.8	612.6	1.17	13.4
	IHC= 100 PPM HEXANE	HOT TRANS	1.69	18.2	559.9	2.48	14.9
	ICO[ACT] = 0.7 %CO						
	ICO[SPEC]= N/A %CO	72 FTP	2.21	26.9	624.0	1.84	13.2
	INOX = 46 PPM						
		75 FTP	1.93	24.5	603.1	1.82	13.7
	OTHER TESTS:	NONE					
106	73 CHEV NOVA 350	COLD TRANS	5.13	82.1	646.4	1.58	11.2
		COLD STAB	2.38	83.2	616.5	0.58	11.8
	IHC= 80 PPM HEXANE	HOT TRANS	2.53	43.1	522.6	1.39	14.8
	ICO[ACT] = 1.7 %CO						
	ICO[SPEC]= N/A %CO	72 FTP	3.69	82.7	630.8	1.06	11.5
	INOX = 40 PPM						
		75 FTP	2.99	72.0	597.0	1.01	12.3
	OTHER TESTS:	NONE					
107	73 CHEV IMPA 350	COLD TRANS	5.47	54.9	645.3	3.90	11.9
		COLD STAB	3.84	46.3	629.1	1.85	12.4
	IHC= 190 PPM HEXANE	HOT TRANS	3.49	29.0	579.6	4.04	14.0
	ICO[ACT] = 0.9 %CO						
	ICO[SPEC]= N/A %CO	72 FTP	4.62	50.4	636.9	2.83	12.1
	INOX = 48 PPM						
		75 FTP	4.08	43.3	619.0	2.87	12.7
	OTHER TESTS:	NONE					
108	73 CHEV IMPA 350	COLD TRANS	3.86	84.4	673.0	2.93	10.9
		COLD STAB	2.53	43.7	630.8	2.64	12.5
	IHC= 135 PPM HEXANE	HOT TRANS	3.28	42.0	568.3	3.34	13.8
	ICO[ACT] = 0.9 %CO						
	ICO[SPEC]= N/A %CO	72 FTP	3.16	63.1	651.0	2.77	11.7
	INOX = 80 PPM						
		75 FTP	3.01	51.6	622.4	2.89	12.4
	OTHER TESTS:	NONE					

APPENDIX C,CONT'D

LISTING OF FEDERAL TEST PROCEDURE RESULTS
ON INDIVIDUAL VEHICLES
PHOENIX

VEH NO.	YR	MAKE	MODL	CID	TEST TYPE	HC	CO	CO2	NOXC	MPG FUEL ECON
						-----GRAMS PER MILE-----				
109	73	CHEV	STAW	400	COLD TRANS	4.34	62.7	771.3	2.31	10.0
					COLD STAB	1.86	31.5	776.0	1.37	10.7
IHC= 200 PPM HEXANE					HOT TRANS	2.07	32.7	678.6	2.41	12.0
ICO[ACT] = 0.2 %CO										
ICO[SPEC]= N/A %CO					72 FTP	3.05	46.4	773.8	1.82	10.4
INOX = 49 PPM										
					75 FTP	2.43	38.3	748.5	1.85	10.9
OTHER TESTS:					NONE					
110	73	DODG	DART	225	COLD TRANS	4.26	86.3	430.0	4.55	15.3
					COLD STAB	3.23	68.9	406.3	2.30	16.9
IHC= 180 PPM HEXANE					HOT TRANS	2.90	41.7	401.2	4.91	18.7
ICO[ACT] = 5.0 %CO										
ICO[SPEC]= 0.5 %CO					72 FTP	3.72	77.2	417.6	3.37	16.1
INOX = 52 PPM										
					75 FTP	3.35	65.0	409.7	3.47	17.0
OTHER TESTS:					NONE					
111	73	FORD	STAW	122	COLD TRANS	6.84	173.2	361.6	1.48	13.5
					COLD STAB	3.73	123.9	319.5	0.69	16.9
IHC= 260 PPM HEXANE					HOT TRANS	3.07	90.2	309.5	1.69	19.3
ICO[ACT] = 4.8 %CO										
ICO[SPEC]= N/A %CO					72 FTP	5.22	147.5	339.6	1.07	15.1
INOX = 84 PPM										
					75 FTP	4.19	124.8	325.4	1.13	16.6
OTHER TESTS:					NONE					
112	73	FORD	TORI	351	COLD TRANS	4.72	106.5	791.3	2.17	9.1
					COLD STAB	3.38	109.5	739.5	1.45	9.6
IHC= 200 PPM HEXANE					HOT TRANS	3.21	66.3	640.4	2.22	11.8
ICO[ACT] = 5.6 %CO										
ICO[SPEC]= N/A %CO					72 FTP	4.02	108.1	764.3	1.79	9.4
INOX = 72 PPM										
					75 FTP	3.61	97.1	723.1	1.81	10.0
OTHER TESTS:					NONE					
113	73	FORD	MAVE	302	COLD TRANS	12.53	104.7	572.6	3.07	11.4
					COLD STAB	3.62	76.1	537.6	1.27	13.3
IHC= 70 PPM HEXANE					HOT TRANS	3.28	41.2	505.4	2.74	15.3
ICO[ACT] = 1.5 %CO										
ICO[SPEC]= 0.5 %CO					72 FTP	7.89	89.8	554.3	2.13	12.3
INOX = 61 PPM										
					75 FTP	5.36	72.5	536.0	2.04	13.3
OTHER TESTS:					NONE					

LISTING OF FEDERAL TEST PROCEDURE RESULTS
ON INDIVIDUAL VEHICLES
PHOENIX

VEH NO.	YR	MAKE	MODL	CID	TEST TYPE	HC	CO	CO2	NOXC	MPG FUEL ECON
						-----GRAMS PER MILE-----				
114	73	FORD	GALA	351	COLD TRANS	2.95	23.4	783.6	8.73	10.7
					COLD STAB	1.46	11.2	716.7	3.28	12.0
IHC= 65 PPM HEXANE					HOT TRANS	1.74	10.7	625.2	6.41	13.7
ICO[ACT] = 0.1 %CO										
ICO[SPEC]= N/A %CO					72 FTP	2.17	17.1	748.7	5.89	11.3
INOX = 83 PPM										
					75 FTP	1.84	13.6	705.5	5.26	12.1
OTHER TESTS:					NONE					
115	73	FORD	STAW	400	COLD TRANS	14.76	56.0	741.2	7.20	10.1
					COLD STAB	4.45	90.9	663.5	5.13	10.8
IHC= 125 PPM HEXANE					HOT TRANS	3.67	47.0	637.5	6.86	12.3
ICO[ACT] = 4.0 %CO										
ICO[SPEC]= 0.5 %CO					72 FTP	9.38	74.2	700.7	6.12	10.5
INOX = 52 PPM										
					75 FTP	6.36	71.8	672.4	6.03	11.0
OTHER TESTS:					NONE					
116	73	MERC	MONT	400	COLD TRANS	2.92	50.3	754.4	6.14	10.5
					COLD STAB	2.04	42.1	775.0	2.28	10.5
IHC= 50 PPM HEXANE					HOT TRANS	1.83	23.2	660.2	4.50	12.6
ICO[ACT] = 0.9 %CO										
ICO[SPEC]= 0.5 %CO					72 FTP	2.46	46.0	765.1	4.13	10.5
INOX = 82 PPM										
					75 FTP	2.17	38.6	739.4	3.68	11.0
OTHER TESTS:					NONE					
117	73	OLDS	DELT	455	COLD TRANS	3.32	36.7	843.5	2.81	9.7
					COLD STAB	1.75	13.9	910.2	1.94	9.5
IHC= 60 PPM HEXANE					HOT TRANS	2.24	12.8	777.5	2.93	11.0
ICO[ACT] = 0.1 %CO										
ICO[SPEC]= 0.3 %CO					72 FTP	2.50	24.8	878.3	2.36	9.6
INOX = 71 PPM										
					75 FTP	2.21	18.3	860.3	2.39	9.9
OTHER TESTS:					NONE					
118	73	OLDS	CUTL	350	COLD TRANS	3.92	22.8	673.4	4.71	12.3
					COLD STAB	2.77	20.8	657.1	2.76	12.7
IHC= 160 PPM HEXANE					HOT TRANS	2.78	13.5	582.5	4.25	14.5
ICO[ACT] = 1.1 %CO										
ICO[SPEC]= 0.3 %CO					72 FTP	3.32	21.7	664.9	3.69	12.5
INOX = 87 PPM										
					75 FTP	3.01	19.2	640.1	3.57	13.1
OTHER TESTS:					NONE					

LISTING OF FEDERAL TEST PROCEDURE RESULTS
ON INDIVIDUAL VEHICLES
PHOENIX

VEH NO.	YR	MAKE	MODL	CID	TEST TYPE	HC	CO	CO2	NOXC	MPG FUEL ECON
						-----GRAMS PER MILE-----				
119	73	PLYM	SATE	318	COLD TRANS	6.96	137.9	542.5	1.87	11.4
					COLD STAB	4.14	91.5	577.7	0.69	12.1
IHC= 120 PPM HEXANE					HOT TRANS	3.90	70.0	496.4	2.06	14.3
ICO[ACT] = 3.0 %CO										
ICO[SPEC]= 0.5 %CO					72 FTP	5.49	113.7	560.8	1.25	11.7
INOX = 56 PPM										
					75 FTP	4.65	95.2	548.3	1.30	12.5
OTHER TESTS:					NONE					
120	73	PLYM	VALI	225	COLD TRANS	6.41	104.1	396.1	3.33	15.3
					COLD STAB	4.03	83.5	402.2	1.99	16.3
IHC= 340 PPM HEXANE					HOT TRANS	3.92	61.8	355.4	3.39	19.1
ICO[ACT] = 9.6 %CO										
ICO[SPEC]= 0.5 %CO					72 FTP	5.17	93.4	399.3	2.63	15.8
INOX = 44 PPM										
					75 FTP	4.49	81.8	388.2	2.65	16.7
OTHER TESTS:					NONE					
121	73	PONT	BONN	400	COLD TRANS	6.55	116.4	707.3	2.74	9.7
					COLD STAB	4.36	80.5	656.2	1.59	11.1
IHC= 410 PPM HEXANE					HOT TRANS	3.23	38.0	628.5	2.93	12.7
ICO[ACT] = 6.7 %CO										
ICO[SPEC]= 0.2 %CO					72 FTP	5.41	97.7	680.7	2.14	10.4
INOX = 63 PPM										
					75 FTP	4.50	76.3	659.1	2.19	11.2
OTHER TESTS:					NONE					
122	73	PONT	CATA	350	COLD TRANS	3.11	24.2	781.1	2.26	10.7
					COLD STAB	2.76	8.2	686.9	2.16	12.5
IHC= 180 PPM HEXANE					HOT TRANS	3.49	14.3	616.5	5.12	13.7
ICO[ACT] = 0.1 %CO										
ICO[SPEC]= 0.2 %CO					72 FTP	2.93	15.8	732.0	2.21	11.6
INOX = 86 PPM										
					75 FTP	3.03	13.2	687.1	2.99	12.4
OTHER TESTS:					NONE					
123	73	DATS	PICK	97	COLD TRANS	3.52	52.9	340.1	3.20	20.4
					COLD STAB	2.43	13.7	362.0	2.46	22.7
IHC= 150 PPM HEXANE					HOT TRANS	2.11	12.1	302.2	3.13	27.1
ICO[ACT] = 0.5 %CO										
ICO[SPEC]= 1.5 %CO					72 FTP	2.96	32.5	351.5	2.81	21.5
INOX = 92 PPM										
					75 FTP	2.57	21.3	341.2	2.79	23.2
OTHER TESTS:					NONE					

LISTING OF FEDERAL TEST PROCEDURE RESULTS
ON INDIVIDUAL VEHICLES
PHOENIX

VEH NO.	YR	MAKE	MODL	CID	TEST TYPE	HC	CO	CO2	NOXC	MPG FUEL ECON
						-----GRAMS PER MILE-----				
124	73	OPEL	MANT	116	COLD TRANS	3.63	74.4	352.5	2.43	18.5
					COLD STAB	2.15	30.6	326.5	1.55	23.3
IHC= 145 PPM HEXANE					HOT TRANS	2.28	30.5	312.8	2.54	24.1
ICO[ACT] = 1.5 %CO										
ICO[SPEC]= N/A %CO					72 FTP	2.86	51.5	339.0	1.97	20.7
INOX = 93 PPM										
					75 FTP	2.49	39.6	328.1	2.00	22.3
OTHER TESTS:					NONE					
125	73	TOYO	SEDA	97	COLD TRANS	2.72	19.8	341.6	3.29	23.3
					COLD STAB	1.84	23.9	366.1	1.23	21.7
IHC= 165 PPM HEXANE					HOT TRANS	1.85	16.2	297.8	2.47	27.0
ICO[ACT] = 4.0 %CO										
ICO[SPEC]= 4.0 %CO					72 FTP	2.26	21.9	354.3	2.21	22.4
INOX = 57 PPM										
					75 FTP	2.02	21.0	342.4	1.99	23.2
OTHER TESTS:					NONE					
126	73	VOLK	STAW	103	COLD TRANS	3.24	41.0	377.0	3.00	19.6
					COLD STAB	1.40	31.3	353.0	1.58	21.8
IHC= 80 PPM HEXANE					HOT TRANS	1.65	44.3	310.7	2.08	23.0
ICO[ACT] = 2.7 %CO										
ICO[SPEC]= N/A %CO					72 FTP	2.29	36.0	364.5	2.26	20.7
INOX = 80 PPM										
					75 FTP	1.85	36.9	346.4	2.01	21.6
OTHER TESTS:					NONE					
127	73	VOLK	SEDA	97	COLD TRANS	4.35	56.1	284.3	2.76	23.0
					COLD STAB	3.54	55.1	300.2	1.36	22.3
IHC= 200 PPM HEXANE					HOT TRANS	3.00	37.9	270.6	2.50	26.1
ICO[ACT] = 7.0 %CO										
ICO[SPEC]= 3.0 %CO					72 FTP	3.93	55.6	292.6	2.03	22.6
INOX = 73 PPM										
					75 FTP	3.56	50.6	288.9	1.96	23.4
OTHER TESTS:					NONE					
076	72	AMMO	GREM	258	COLD TRANS	2.81	31.9	413.1	5.71	18.8
					COLD STAB	2.66	22.6	386.9	2.76	20.6
IHC= 280 PPM HEXANE					HOT TRANS	2.61	16.1	368.7	5.39	22.1
ICO[ACT] = 1.0 %CO										
ICO[SPEC]= 1.0 %CO					72 FTP	2.73	27.1	399.4	4.17	19.7
INOX = 90 PPM										
					75 FTP	2.68	22.7	387.3	4.09	20.6
OTHER TESTS:					LO/HI					

LISTING OF FEDERAL TEST PROCEDURE RESULTS
ON INDIVIDUAL VEHICLES
PHOENIX

VEH NO.	YR	MAKE	MODL	CID	TEST TYPE	HC	CO	CO2	NOXC	MPG FUEL ECON
						-----GRAMS PER MILE-----				
077	72	BUIC	LESA	455	COLD TRANS	5.30	64.2	788.5	9.01	9.8
					COLD STAB	2.97	48.6	767.3	5.98	10.4
IHC= 120 PPM HEXANE					HOT TRANS	2.79	24.2	692.2	9.88	12.0
ICO[ACT] = 3.0 %CO										
ICO[SPEC]= N/A %CO					72 FTP	4.08	56.1	777.5	7.43	10.1
INOX = 42 PPM										
					75 FTP	3.40	45.1	751.2	7.67	10.7
OTHER TESTS:					LO/HI					
078	72	CADI	DEVI	472	COLD TRANS	3.68	77.5	750.7	5.97	10.0
					COLD STAB	2.51	46.9	753.7	4.14	10.6
IHC= 40 PPM HEXANE					HOT TRANS	2.27	25.7	672.8	7.23	12.3
ICO[ACT] = 1.6 %CO										
ICO[SPEC]= N/A %CO					72 FTP	3.07	61.5	752.3	5.02	10.3
INOX = 40 PPM										
					75 FTP	2.68	47.4	731.0	5.36	10.9
OTHER TESTS:					LO/HI					
079	72	CHEV	VEGA	140	COLD TRANS	3.51	67.2	357.4	2.82	18.7
					COLD STAB	1.96	17.5	379.3	2.52	21.5
IHC= 100 PPM HEXANE					HOT TRANS	1.85	17.7	313.2	3.14	25.6
ICO[ACT] = 0.6 %CO										
ICO[SPEC]= N/A %CO					72 FTP	2.70	41.3	368.8	2.66	20.1
INOX = 30 PPM										
					75 FTP	2.25	27.8	356.7	2.75	21.8
OTHER TESTS:					LO/HI					
080	72	CHEV	MONT	350	COLD TRANS	3.94	62.4	562.1	4.36	13.2
					COLD STAB	3.36	68.1	519.7	1.65	13.9
IHC= 280 PPM HEXANE					HOT TRANS	2.87	39.0	489.8	3.96	15.8
ICO[ACT] = 5.0 %CO										
ICO[SPEC]= N/A %CO					72 FTP	3.64	65.4	540.0	2.95	13.6
INOX = 49 PPM										
					75 FTP	3.34	59.0	520.3	2.84	14.2
OTHER TESTS:					LO/HI					
081	72	CHEV	MALI	350	COLD TRANS	10.08	104.8	606.0	3.28	11.1
					COLD STAB	3.46	47.8	620.7	1.71	12.6
IHC= 140 PPM HEXANE					HOT TRANS	3.17	28.6	536.6	3.51	15.0
ICO[ACT] = 2.5 %CO										
ICO[SPEC]= N/A %CO					72 FTP	6.63	75.1	613.6	2.46	11.8
INOX = 78 PPM										
					75 FTP	4.74	54.3	594.7	2.52	12.8
OTHER TESTS:					LO/HI					

LISTING OF FEDERAL TEST PROCEDURE RESULTS
ON INDIVIDUAL VEHICLES
PHOENIX

VEH NO.	YR MAKE MODL CID	TEST TYPE	HC (GRAMS PER MILE)	CO (GRAMS PER MILE)	CO2 (GRAMS PER MILE)	NOXC (GRAMS PER MILE)	MPG FUEL ECON
082	72 CHEV NOVA 307	COLD TRANS	5.55	47.1	517.6	4.15	14.6
		COLD STAB	3.57	46.0	490.9	1.61	15.5
	IHC= 240 PPM HEXANE	HOT TRANS	2.90	25.4	451.5	3.63	17.7
	ICO[ACT] = 3.8 %CO						
	ICO[SPEC]= N/A %CO	72 FTP	4.52	46.5	503.7	2.83	15.0
	INOX = 30 PPM						
		75 FTP	3.80	40.6	485.6	2.69	15.8
	OTHER TESTS:	LO/HI					
083	72 CHEV IMPA 350	COLD TRANS	5.19	46.0	676.9	4.07	11.6
		COLD STAB	3.35	39.5	632.2	2.14	12.6
	IHC= 320 PPM HEXANE	HOT TRANS	3.12	26.9	554.7	3.80	14.6
	ICO[ACT] = 2.8 %CO						
	ICO[SPEC]= N/A %CO	72 FTP	4.23	42.6	653.6	3.06	12.1
	INOX = 96 PPM						
		75 FTP	3.67	37.4	620.3	2.99	12.9
	OTHER TESTS:	LO/HI					
084	72 CHEV IMPA 400	COLD TRANS	16.30	147.1	651.6	4.63	9.5
		COLD STAB	3.16	71.4	663.2	2.16	11.3
	IHC= 200 PPM HEXANE	HOT TRANS	3.08	39.2	599.9	5.06	13.2
	ICO[ACT] = 5.0 %CO						
	ICO[SPEC]= N/A %CO	72 FTP	9.45	107.6	657.6	3.34	10.4
	INOX = 67 PPM						
		75 FTP	5.84	78.2	643.5	3.46	11.3
	OTHER TESTS:	LO/HI					
085	72 DODG DART 318	COLD TRANS	2.65	34.2	565.4	2.46	14.1
		COLD STAB	1.54	19.7	592.0	1.39	14.1
	IHC= 100 PPM HEXANE	HOT TRANS	1.38	16.0	505.9	2.43	16.6
	ICO[ACT] = 2.1 %CO						
	ICO[SPEC]= N/A %CO	72 FTP	2.07	26.7	579.3	1.90	14.1
	INOX = 79 PPM						
		75 FTP	1.72	21.7	563.1	1.90	14.7
	OTHER TESTS:	LO/HI					
086	72 FORD PINT 122	COLD TRANS	3.41	68.1	347.4	4.10	19.1
		COLD STAB	4.18	29.7	368.6	3.78	20.7
	IHC= 420 PPM HEXANE	HOT TRANS	3.00	29.9	311.1	4.39	24.1
	ICO[ACT] = 9.0 %CO						
	ICO[SPEC]= 1.2 %CO	72 FTP	3.81	48.1	358.5	3.93	19.9
	INOX = 101 PPM						
		75 FTP	3.70	37.7	348.6	4.01	21.2
	OTHER TESTS:	LO/HI					

APPENDIX C,CONT'D

LISTING OF FEDERAL TEST PROCEDURE RESULTS
ON INDIVIDUAL VEHICLES
PHOENIX

VEH NO.	YR	MAKE	MODL	CID	TEST TYPE	HC	CO	CO2	NOXC	MPG FUEL ECON
						-----GRAMS PER MILE-----				
087	72	FORD	TORI	351	COLD TRANS	4.64	119.0	873.6	2.68	8.3
					COLD STAB	3.01	81.5	855.8	2.30	8.9
IHC= 35 PPM HEXANE					HOT TRANS	3.62	66.2	712.5	2.54	10.7
ICO[ACT] = 2.5 %CO										
ICO[SPEC]= N/A %CO					72 FTP	3.79	99.5	864.3	2.48	8.6
INOX = 139 PPM										
					75 FTP	3.51	85.1	820.4	2.44	9.2
OTHER TESTS:					LO/HI					
088	72	FORD	MAVE	200	COLD TRANS	4.53	74.1	431.2	3.64	15.8
					COLD STAB	4.83	109.0	399.6	1.41	15.1
IHC= 300 PPM HEXANE					HOT TRANS	4.13	51.6	365.3	3.58	19.3
ICO[ACT] = 9.5 %CO										
ICO[SPEC]= 0.8 %CO					72 FTP	4.69	92.3	414.7	2.48	15.4
INOX = 63 PPM										
					75 FTP	4.58	86.2	396.8	2.46	16.2
OTHER TESTS:					LO/HI					
089	72	FORD	LTD	351	COLD TRANS	7.14	115.9	610.3	5.29	10.9
					COLD STAB	4.34	88.0	572.5	3.61	12.2
IHC= 240 PPM HEXANE					HOT TRANS	3.85	49.2	534.4	6.38	14.2
ICO[ACT] = 6.0 %CO										
ICO[SPEC]= N/A %CO					72 FTP	5.68	101.4	590.6	4.41	11.6
INOX = 72 PPM										
					75 FTP	4.78	83.2	569.9	4.71	12.4
OTHER TESTS:					LO/HI					
090	72	FORD	LTD	400	COLD TRANS	4.86	71.1	678.7	4.96	11.0
					COLD STAB	3.57	46.7	655.7	3.30	12.0
IHC= 160 PPM HEXANE					HOT TRANS	3.19	27.9	590.4	5.63	13.8
ICO[ACT] = 2.3 %CO										
ICO[SPEC]= 0.1 %CO					72 FTP	4.19	58.4	666.7	4.10	11.5
INOX = 66 PPM										
					75 FTP	3.73	46.6	642.6	4.28	12.2
OTHER TESTS:					LO/HI					
091	72	MERC	MARQ	400	COLD TRANS	6.65	109.3	916.3	3.59	8.0
					COLD STAB	6.33	142.1	767.9	2.48	8.8
IHC= 120 PPM HEXANE					HOT TRANS	5.91	73.2	770.5	3.91	9.8
ICO[ACT] = 10.0 %CO										
ICO[SPEC]= 0.1 %CO					72 FTP	6.48	126.4	838.9	3.01	8.4
INOX = 21 PPM										
					75 FTP	6.28	116.6	799.1	3.10	8.9
OTHER TESTS:					LO/HI					

LISTING OF FEDERAL TEST PROCEDURE RESULTS
ON INDIVIDUAL VEHICLES
PHOENIX

VEH NO.	YR MAKE MODL CID	TEST TYPE	HC	CO	CO2	NOXC	MPG FUEL ECON
			-----GRAMS PER MILE-----				
092	72 OLDS CUTL 350	COLD TRANS	3.99	71.2	600.2	3.30	12.2
		COLD STAB	3.06	67.1	572.5	1.50	12.9
	IHC= 180 PPM HEXANE	HOT TRANS	7.71	36.0	516.8	3.45	14.8
	ICO[ACT] = 3.1 %CO						
	ICO[SPEC]= N/A %CO	72 FTP	3.50	69.0	585.8	2.36	12.6
	INOX = 80 PPM						
		75 FTP	4.52	59.4	563.0	2.40	13.2
	OTHER TESTS:	LO/HI					
093	72 PLYM DUST 225	COLD TRANS	3.47	77.5	364.2	4.04	17.9
		COLD STAB	2.42	56.2	361.6	2.99	19.4
	IHC= 175 PPM HEXANE	HOT TRANS	2.25	31.6	333.8	4.46	22.7
	ICO[ACT] = 5.9 %CO						
	ICO[SPEC]= 0.5 %CO	72 FTP	2.92	66.4	362.8	3.49	18.6
	INOX = 76 PPM						
		75 FTP	2.59	53.9	354.5	3.61	19.8
	OTHER TESTS:	LO/HI					
094	72 PLYM FURY 360	COLD TRANS	5.59	91.1	609.2	5.17	11.5
		COLD STAB	4.29	99.3	560.3	2.37	12.2
	IHC= 198 PPM HEXANE	HOT TRANS	3.46	59.3	512.1	4.81	14.4
	ICO[ACT] = 4.5 %CO						
	ICO[SPEC]= 0.5 %CO	72 FTP	4.91	95.4	583.7	3.71	11.8
	INOX = 67 PPM						
		75 FTP	4.33	86.7	557.2	3.61	12.5
	OTHER TESTS:	LO/HI					
095	72 PONT CATA 400	COLD TRANS	5.74	26.1	885.4	4.88	9.4
		COLD STAB	6.15	9.6	851.3	2.16	10.0
	IHC= 520 PPM HEXANE	HOT TRANS	4.81	9.4	759.1	4.36	11.2
	ICO[ACT] = 0.4 %CO						
	ICO[SPEC]= N/A %CO	72 FTP	5.95	17.5	867.7	3.46	9.7
	INOX = 172 PPM						
		75 FTP	5.70	12.9	833.2	3.32	10.2
	OTHER TESTS:	LO/HI					
096	72 PONT LEMA 350	COLD TRANS	2.79	58.2	792.0	2.78	9.9
		COLD STAB	2.85	77.8	705.6	1.77	10.6
	IHC= 390 PPM HEXANE	HOT TRANS	2.76	39.6	644.4	2.55	12.4
	ICO[ACT] = 6.9 %CO						
	ICO[SPEC]= N/A %CO	72 FTP	2.82	68.4	746.9	2.26	10.3
	INOX = 84 PPM						
		75 FTP	2.81	63.4	706.7	2.19	10.9
	OTHER TESTS:	LO/HI					

LISTING OF FEDERAL TEST PROCEDURE RESULTS
ON INDIVIDUAL VEHICLES
PHOENIX

VEH NO.	YR MAKE MODL CID	TEST TYPE	HC	CO	CO2	NOXC	MPG FUEL ECON
			-----GRAMS PER MILE-----				
097	72 DATS STAW 97	COLD TRANS	3.35	27.7	342.3	4.48	22.4
		COLD STAB	2.90	12.3	347.6	3.72	23.6
	IHC= 320 PPM HEXANE	HOT TRANS	2.56	11.0	294.4	4.47	27.8
	ICO[ACT] = 2.7 %CO						
	ICO[SPEC]= 2.0 %CO	72 FTP	3.11	19.7	345.1	4.09	23.0
	INOX = 78 PPM						
		75 FTP	2.90	15.1	332.0	4.08	24.3
	OTHER TESTS:	LO/HI					
098	72 TOYO CORO 120	COLD TRANS	4.91	46.7	350.4	4.08	20.2
		COLD STAB	1.86	23.9	391.5	1.92	20.4
	IHC= 90 PPM HEXANE	HOT TRANS	2.58	12.0	320.4	3.82	25.6
	ICO[ACT] = 0.5 %CO						
	ICO[SPEC]= 2.0 %CO	72 FTP	3.32	34.8	371.8	2.95	20.3
	INOX = 44 PPM						
		75 FTP	2.69	25.3	363.6	2.88	21.5
	OTHER TESTS:	LO/HI					
099	72 VOLK SEDA 97	COLD TRANS	4.70	53.9	281.9	2.72	23.3
		COLD STAB	4.03	26.5	313.2	1.84	24.1
	IHC= 250 PPM HEXANE	HOT TRANS	3.04	26.5	271.2	2.59	27.5
	ICO[ACT] = 4.0 %CO						
	ICO[SPEC]= N/A %CO	72 FTP	4.35	39.6	298.2	2.26	23.7
	INOX = 79 PPM						
		75 FTP	3.90	32.2	295.3	2.23	24.8
	OTHER TESTS:	LO/HI					
100	72 VOLK SEDA 103	COLD TRANS	4.13	23.7	437.2	1.96	18.2
		COLD STAB	2.15	14.2	425.8	1.09	19.5
	IHC= 250 PPM HEXANE	HOT TRANS	2.29	27.8	372.3	1.53	21.0
	ICO[ACT] = 0.6 %CO						
	ICO[SPEC]= 4.0 %CO	72 FTP	3.10	18.8	431.2	1.50	18.9
	INOX = 134 PPM						
		75 FTP	2.60	19.9	413.6	1.39	19.6
	OTHER TESTS:	LO/HI					
128	71 BUIC ELEC 455	COLD TRANS	8.91	71.7	797.6	5.03	9.5
		COLD STAB	4.09	84.9	757.7	2.32	9.8
	IHC= 90 PPM HEXANE	HOT TRANS	3.40	47.8	630.0	4.94	12.4
	ICO[ACT] = 2.3 %CO						
	ICO[SPEC]= N/A %CO	72 FTP	6.40	78.6	776.8	3.61	9.6
	INOX = 63 PPM						
		75 FTP	4.89	72.1	731.0	3.59	10.3
	OTHER TESTS:	NONE					

LISTING OF FEDERAL TEST PROCEDURE RESULTS
ON INDIVIDUAL VEHICLES
PHOENIX

VEH NO.	YR	MAKE	MODL	CID	TEST TYPE	HC	CO	CO2	NOXC	MPG FUEL ECON
						-----GRAMS PER MILE-----				
129	71	BUIC	SKYL	350	COLD TRANS	9.77	179.9	529.2	2.94	10.5
					COLD STAB	6.85	154.1	502.0	1.16	11.6
IHC= 510 PPM HEXANE					HOT TRANS	4.85	84.5	456.7	2.90	14.7
ICO[ACT] = 7.7 %CO										
ICO[SPEC]= N/A %CO					72 FTP	8.25	166.4	515.0	2.01	11.1
INOX = 66 PPM										
					75 FTP	6.91	140.4	495.2	2.00	12.0
OTHER TESTS:					NONE					
130	71	CHEV	VEGA	140	COLD TRANS	2.95	58.0	403.1	2.32	17.6
					COLD STAB	1.49	40.3	362.6	1.61	20.6
IHC= 380 PPM HEXANE					HOT TRANS	1.41	31.0	351.1	2.12	21.9
ICO[ACT] = 6.0 %CO										
ICO[SPEC]= N/A %CO					72 FTP	2.19	48.8	382.0	1.95	19.1
INOX = 157 PPM										
					75 FTP	1.77	41.4	367.8	1.90	20.2
OTHER TESTS:					NONE					
131	71	CHEV	MALI	350	COLD TRANS	5.08	60.8	560.4	5.31	13.2
					COLD STAB	3.10	33.4	555.2	2.88	14.4
IHC= 295 PPM HEXANE					HOT TRANS	3.51	23.1	486.2	5.50	16.6
ICO[ACT] = 0.9 %CO										
ICO[SPEC]= 0.5 %CO					72 FTP	4.05	46.5	557.7	4.04	13.8
INOX = 96 PPM										
					75 FTP	3.62	36.2	537.5	4.10	14.6
OTHER TESTS:					NONE					
132	71	CHEV	NOVA	307	COLD TRANS	8.93	115.9	497.6	3.76	12.5
					COLD STAB	4.38	27.9	514.9	2.72	15.5
IHC= 290 PPM HEXANE					HOT TRANS	4.16	22.6	459.5	4.35	17.5
ICO[ACT] = 3.0 %CO										
ICO[SPEC]= N/A %CO					72 FTP	6.56	70.0	506.6	3.22	13.9
INOX = 64 PPM										
					75 FTP	5.25	44.6	496.2	3.38	15.2
OTHER TESTS:					NONE					
133	71	CHEV	BELA	350	COLD TRANS	3.96	59.6	547.7	4.73	13.6
					COLD STAB	2.93	35.6	547.3	2.48	14.5
IHC= 360 PPM HEXANE					HOT TRANS	2.85	22.0	484.4	4.94	16.8
ICO[ACT] = 3.8 %CO										
ICO[SPEC]= N/A %CO					72 FTP	3.43	47.1	547.5	3.56	14.0
INOX = 76 PPM										
					75 FTP	3.12	36.8	530.2	3.62	14.8
OTHER TESTS:					NONE					

LISTING OF FEDERAL TEST PROCEDURE RESULTS
ON INDIVIDUAL VEHICLES
PHOENIX

VEH NO.	YR	MAKE	MODL	CID	TEST TYPE	HC	CO	CO2	NOXC	MPG FUEL ECON
						-----GRAMS PER MILE-----				
134	71	CHEV	IMPA	350	COLD TRANS	3.09	47.4	632.9	4.23	12.4
					COLD STAB	1.71	13.2	625.1	2.87	13.6
IHC= 170 PPM HEXANE					HOT TRANS	1.72	11.6	536.0	4.87	15.9
ICO[ACT] = 0.1 %CO										
ICO[SPEC]= 0.5 %CO					72 FTP	2.37	29.6	628.9	3.52	13.0
INOX = 152 PPM										
					75 FTP	2.00	19.8	602.4	3.69	13.9
OTHER TESTS:					NONE					
135	71	CHRY	NEWY	440	COLD TRANS	7.26	122.8	609.1	3.73	10.8
					COLD STAB	4.53	66.6	604.1	2.64	12.3
IHC= 75 PPM HEXANE					HOT TRANS	4.03	36.4	561.2	5.15	14.1
ICO[ACT] = 0.2 %CO										
ICO[SPEC]= N/A %CO					72 FTP	5.84	93.5	606.5	3.16	11.5
INOX = 52 PPM										
					75 FTP	4.96	69.9	593.4	3.55	12.3
OTHER TESTS:					NONE					
136	71	DODG	CORO	318	COLD TRANS	4.65	47.1	533.4	7.73	14.3
					COLD STAB	3.68	48.3	477.1	4.71	15.7
IHC= 255 PPM HEXANE					HOT TRANS	2.95	22.6	462.1	7.48	17.5
ICO[ACT] = 5.2 %CO										
ICO[SPEC]= N/A %CO					72 FTP	4.14	47.7	504.1	6.16	15.0
INOX = 59 PPM										
					75 FTP	3.68	41.0	484.6	6.09	15.8
OTHER TESTS:					NONE					
137	71	DODG	DART	225	COLD TRANS	3.73	63.2	419.3	4.96	16.7
					COLD STAB	1.94	19.1	445.9	2.90	18.4
IHC= 155 PPM HEXANE					HOT TRANS	2.02	22.9	389.0	4.66	20.6
ICO[ACT] = 5.1 %CO										
ICO[SPEC]= N/A %CO					72 FTP	2.80	40.2	433.1	3.88	17.6
INOX = 86 PPM										
					75 FTP	2.33	29.2	424.9	3.80	18.6
OTHER TESTS:					NONE					
138	71	FORD	PINT	122	COLD TRANS	5.08	84.1	274.3	2.20	21.0
					COLD STAB	4.41	77.0	298.7	1.85	20.5
IHC= 250 PPM HEXANE					HOT TRANS	3.26	49.2	268.1	2.86	24.9
ICO[ACT] = 9.3 %CO										
ICO[SPEC]= N/A %CO					72 FTP	4.73	80.4	287.0	2.01	20.7
INOX = 61 PPM										
					75 FTP	4.24	70.9	285.3	2.20	21.6
OTHER TESTS:					NONE					

LISTING OF FEDERAL TEST PROCEDURE RESULTS
ON INDIVIDUAL VEHICLES
PHOENIX

VEH NO.	YR	MAKE	MODL	CID	TEST TYPE	HC	CO	CO2	NOXC	MPG FUEL ECON
						-----GRAMS PER MILE-----				
139	71	FORD	STAW	302	COLD TRANS	4.26	60.6	598.6	3.77	12.5
					COLD STAB	3.08	33.4	610.5	2.19	13.2
IHC= 190 PPM HEXANE					HOT TRANS	4.02	32.5	546.0	4.32	14.6
ICO[ACT] = 0.9 %CO										
ICO[SPEC]= 0.3 %CO					72 FTP	3.65	46.4	604.8	2.95	12.9
INOX = 134 PPM										
					75 FTP	3.58	38.8	590.5	3.10	13.4
OTHER TESTS:					NONE					
140	71	FORD	MAVE	250	COLD TRANS	4.54	77.0	382.7	4.86	17.1
					COLD STAB	3.48	57.3	374.0	2.80	18.7
IHC= 350 PPM HEXANE					HOT TRANS	3.64	37.9	351.5	4.80	21.0
ICO[ACT] = 6.5 %CO										
ICO[SPEC]= 1.5 %CO					72 FTP	3.99	66.7	378.2	3.78	17.9
INOX = 94 PPM										
					75 FTP	3.74	56.1	369.7	3.77	18.9
OTHER TESTS:					NONE					
141	71	FORD	GALA	351	COLD TRANS	31.36	61.7	573.4	7.28	11.5
					COLD STAB	27.84	21.6	565.4	4.64	12.9
IHC=1760 PPM HEXANE					HOT TRANS	25.19	15.9	513.2	7.61	14.4
ICO[ACT] = 0.2 %CO										
ICO[SPEC]= 0.2 %CO					72 FTP	29.53	40.8	569.2	5.91	12.2
INOX = 192 PPM										
					75 FTP	27.84	28.3	552.8	6.00	12.9
OTHER TESTS:					NONE					
142	71	FORD	LTD	400	COLD TRANS	4.27	102.6	701.1	2.91	10.1
					COLD STAB	2.02	13.8	749.6	2.26	11.4
IHC= 150 PPM HEXANE					HOT TRANS	2.35	10.4	644.6	3.81	13.3
ICO[ACT] = 0.3 %CO										
ICO[SPEC]= 0.7 %CO					72 FTP	3.10	56.3	726.4	2.57	10.8
INOX = 162 PPM										
					75 FTP	2.57	31.2	711.0	2.82	11.6
OTHER TESTS:					NONE					
143	71	MERC	COUG	351	COLD TRANS	4.91	36.9	592.0	6.16	13.3
					COLD STAB	2.69	19.5	597.8	3.29	13.9
IHC= 155 PPM HEXANE					HOT TRANS	2.80	10.8	534.0	6.98	15.9
ICO[ACT] = 0.2 %CO										
ICO[SPEC]= 0.2 %CO					72 FTP	3.75	27.9	595.0	4.66	13.6
INOX = 203 PPM										
					75 FTP	3.18	20.7	579.2	4.89	14.3
OTHER TESTS:					NONE					

LISTING OF FEDERAL TEST PROCEDURE RESULTS
ON INDIVIDUAL VEHICLES
PHOENIX

VEH NO.	YR	MAKE	MODL	CID	TEST TYPE	HC	CO	CO2	NOXC	MPG FUEL ECON
						-----GRAMS PER MILE-----				
144	71	OLDS	98	455	COLD TRANS	3.55	43.9	736.7	7.55	10.9
					COLD STAB	3.36	49.6	680.6	4.25	11.5
IHC= 45 PPM HEXANE					HOT TRANS	2.87	23.7	620.0	7.50	13.3
ICO[ACT] = 0.3 %CO										
ICO[SPEC]= N/A %CO					72 FTP	3.45	46.8	707.5	5.83	11.2
INOX = 36 PPM										
					75 FTP	3.27	41.3	675.6	5.81	11.8
OTHER TESTS:					NONE					
145	71	PLYM	VALI	318	COLD TRANS	5.42	55.5	510.6	5.14	14.4
					COLD STAB	3.92	22.6	485.3	3.14	16.6
IHC= 400 PPM HEXANE					HOT TRANS	3.49	9.9	450.7	5.79	18.6
ICO[ACT] = 0.3 %CO										
ICO[SPEC]= N/A %CO					72 FTP	4.64	38.3	497.4	4.10	15.5
INOX = 56 PPM										
					75 FTP	4.11	25.9	481.1	4.27	16.6
OTHER TESTS:					NONE					
146	71	PONT	BONN	455	COLD TRANS	4.13	71.8	678.3	4.77	11.0
					COLD STAB	4.66	104.7	663.8	2.44	10.5
IHC= 210 PPM HEXANE					HOT TRANS	3.20	47.2	597.8	4.78	13.0
ICO[ACT] = 5.5 %CO										
ICO[SPEC]= 1.0 %CO					72 FTP	4.41	89.0	670.7	3.55	10.8
INOX = 64 PPM										
					75 FTP	4.16	82.2	648.8	3.56	11.2
OTHER TESTS:					NONE					
147	71	PONT	LEMA	350	COLD TRANS	3.46	70.8	703.5	3.03	10.7
					COLD STAB	3.39	72.6	624.4	1.59	11.8
IHC= 120 PPM HEXANE					HOT TRANS	2.35	36.2	587.0	2.91	13.6
ICO[ACT] = 2.8 %CO										
ICO[SPEC]= N/A %CO					72 FTP	3.42	71.7	662.3	2.28	11.3
INOX = 56 PPM										
					75 FTP	3.12	62.3	630.5	2.25	12.0
OTHER TESTS:					NONE					
148	71	DATS	STAW	97	COLD TRANS	9.20	96.9	309.6	3.72	18.1
					COLD STAB	5.59	46.3	311.2	4.87	22.1
IHC= 690 PPM HEXANE					HOT TRANS	4.24	25.5	288.8	6.75	25.9
ICO[ACT] = 10.0 %CO										
ICO[SPEC]= 2.0 %CO					72 FTP	7.31	70.5	310.4	4.32	20.0
INOX = 44 PPM										
					75 FTP	5.96	51.0	304.7	5.15	22.0
OTHER TESTS:					NONE					

LISTING OF FEDERAL TEST PROCEDURE RESULTS
ON INDIVIDUAL VEHICLES
PHOENIX

VEH NO.	YR MAKE MODL CID	TEST TYPE	HC	CO	CO2	NOXC	MPG FUEL ECON
			-----GRAMS PER MILE-----				
149	71 TOYO CORO 71	COLD TRANS	39.46	77.0	257.0	2.36	17.6
		COLD STAB	36.24	45.5	260.2	2.61	19.9
IHC=2000 PPM HEXANE		HOT TRANS	32.72	48.6	222.3	2.54	22.0
ICO[ACT] = 6.0 %CO							
ICO[SPEC]= 3.0 %CO		72 FTP	37.78	60.6	258.7	2.49	18.7
INOX = 18 PPM							
		75 FTP	35.94	52.9	249.2	2.54	19.9
OTHER TESTS:		NONE					
150	71 VOLK SEDA 97	COLD TRANS	3.15	51.0	305.1	3.24	22.5
		COLD STAB	1.85	26.9	348.2	2.02	22.4
IHC= 105 PPM HEXANE		HOT TRANS	2.28	27.8	295.6	2.97	25.6
ICO[ACT] = 0.4 %CO							
ICO[SPEC]= N/A %CO		72 FTP	2.48	38.4	327.6	2.60	22.4
INOX = 76 PPM							
		75 FTP	2.24	32.1	325.0	2.53	23.2
OTHER TESTS:		NONE					
151	70 AMMO HORN 232	COLD TRANS	2.69	33.1	423.5	3.25	18.3
		COLD STAB	1.52	19.4	397.0	1.90	20.5
IHC= 130 PPM HEXANE		HOT TRANS	1.70	12.9	368.6	3.09	22.5
ICO[ACT] = 2.4 %CO							
ICO[SPEC]= N/A %CO		72 FTP	2.08	25.9	409.7	2.55	19.4
INOX = 72 PPM							
		75 FTP	1.81	20.4	394.7	2.50	20.5
OTHER TESTS:		NONE					
152	70 BUIC ELEC 455	COLD TRANS	5.95	119.2	627.7	4.08	10.6
		COLD STAB	4.53	71.1	646.9	2.70	11.5
IHC= 290 PPM HEXANE		HOT TRANS	4.08	40.4	564.8	5.55	13.8
ICO[ACT] = 4.8 %CO							
ICO[SPEC]= N/A %CO		72 FTP	5.21	94.2	637.7	3.36	11.1
INOX = 68 PPM							
		75 FTP	4.70	72.6	620.5	3.76	11.8
OTHER TESTS:		NONE					
153	70 CHEV CAMA 307	COLD TRANS	9.24	116.4	449.9	3.75	13.4
		COLD STAB	5.69	62.9	447.0	2.10	15.7
IHC= 410 PPM HEXANE		HOT TRANS	5.05	44.7	411.0	3.96	17.9
ICO[ACT] = 3.8 %CO							
ICO[SPEC]= N/A %CO		72 FTP	7.39	88.5	448.4	2.89	14.5
INOX = 86 PPM							
		75 FTP	6.24	68.9	437.8	2.95	15.7
OTHER TESTS:		NONE					

LISTING OF FEDERAL TEST PROCEDURE RESULTS
ON INDIVIDUAL VEHICLES
PHOENIX

VEH NO.	YR	MAKE	MODL	CID	TEST TYPE	HC	CO	CO2	NOXC	MPG FUEL ECON
						-----GRAMS PER MILE-----				
154	70	CHEV	CHEL	307	COLD TRANS	4.39	44.4	446.0	4.92	16.8
					COLD STAB	5.05	89.0	404.7	2.17	15.8
IHC= 450 PPM HEXANE					HOT TRANS	3.34	42.7	379.3	4.40	19.4
ICO[ACT] = 8.0 %CO										
ICO[SPEC]= N/A %CO					72 FTP	4.73	67.6	424.4	3.49	16.3
INOX = 52 PPM										
					75 FTP	4.45	67.2	406.2	3.34	16.9
OTHER TESTS:					NONE					
155	70	CHEV	MALI	350	COLD TRANS	5.24	89.3	480.8	4.12	13.9
					COLD STAB	3.29	28.8	544.5	2.87	14.8
IHC= 230 PPM HEXANE					HOT TRANS	3.15	18.9	470.2	6.15	17.4
ICO[ACT] = 1.8 %CO										
ICO[SPEC]= N/A %CO					72 FTP	4.22	57.7	514.0	3.47	14.4
INOX = 126 PPM										
					75 FTP	3.65	38.5	511.1	4.02	15.2
OTHER TESTS:					NONE					
156	70	CHEV	IMPA	350	COLD TRANS	3.85	62.2	572.9	3.38	13.0
					COLD STAB	3.00	44.5	601.5	2.00	13.0
IHC= 85 PPM HEXANE					HOT TRANS	2.68	27.6	532.3	3.50	15.2
ICO[ACT] = 1.5 %CO										
ICO[SPEC]= N/A %CO					72 FTP	3.41	53.0	587.8	2.66	13.0
INOX = 74 PPM										
					75 FTP	3.09	43.5	576.7	2.69	13.6
OTHER TESTS:					NONE					
157	70	CHEV	IMPA	400	COLD TRANS	5.37	127.5	572.6	3.28	11.2
					COLD STAB	2.69	46.8	612.2	2.15	12.8
IHC= 380 PPM HEXANE					HOT TRANS	2.92	32.4	540.1	3.62	14.8
ICO[ACT] = 5.2 %CO										
ICO[SPEC]= N/A %CO					72 FTP	3.97	85.4	593.2	2.69	12.0
INOX = 52 PPM										
					75 FTP	3.30	59.5	584.4	2.79	12.9
OTHER TESTS:					NONE					
158	70	DODG	DART	225	COLD TRANS	7.23	82.1	322.7	3.42	18.7
					COLD STAB	6.67	94.2	329.9	2.65	17.8
IHC= 500 PPM HEXANE					HOT TRANS	4.57	50.2	312.6	4.23	21.9
ICO[ACT] = 9.2 %CO										
ICO[SPEC]= N/A %CO					72 FTP	6.94	88.4	326.5	3.02	18.2
INOX = 40 PPM										
					75 FTP	6.21	79.7	323.7	3.24	18.9
OTHER TESTS:					NONE					

LISTING OF FEDERAL TEST PROCEDURE RESULTS
ON INDIVIDUAL VEHICLES
PHOENIX

VEH NO.	YR	MAKE	MODL	CID	TEST TYPE	HC	CO	CO2	NOXC	MPG FUEL ECON
						-----GRAMS PER MILE-----				
159	70	DODG	STAW	318	COLD TRANS	11.01	179.1	588.9	5.59	9.8
					COLD STAB	3.66	31.8	597.9	5.73	13.5
IHC= 150 PPM HEXANE					HOT TRANS	3.04	20.2	566.5	7.58	14.6
ICO[ACT] = 1.3 %CO										
ICO[SPEC]= N/A %CO					72 FTP	7.18	102.3	593.6	5.66	11.4
INOX = 82 PPM										
					75 FTP	5.00	59.0	587.5	6.20	12.8
OTHER TESTS:					NONE					
160	70	FORD	MUST	302	COLD TRANS	6.57	137.4	541.1	3.02	11.4
					COLD STAB	3.84	112.7	597.3	1.33	11.3
IHC= 70 PPM HEXANE					HOT TRANS	4.48	70.5	490.7	2.91	14.4
ICO[ACT] = 6.0 %CO										
ICO[SPEC]= N/A %CO					72 FTP	5.15	124.5	570.4	2.14	11.3
INOX = 94 PPM										
					75 FTP	4.58	106.3	556.6	2.11	12.0
OTHER TESTS:					NONE					
161	70	FORD	TORI	302	COLD TRANS	6.31	127.8	556.5	3.83	11.4
					COLD STAB	3.06	81.3	667.8	2.00	11.0
IHC= 80 PPM HEXANE					HOT TRANS	3.91	55.5	529.0	4.58	14.1
ICO[ACT] = 2.0 %CO										
ICO[SPEC]= N/A %CO					72 FTP	4.61	103.6	614.5	2.88	11.2
INOX = 76 PPM										
					75 FTP	3.96	83.8	607.0	3.08	11.8
OTHER TESTS:					NONE					
162	70	FORD	GALA	351	COLD TRANS	16.21	354.6	367.3	0.36	9.1
					COLD STAB	3.83	37.2	539.3	2.71	14.6
IHC= 250 PPM HEXANE					HOT TRANS	4.10	29.2	474.1	5.21	16.7
ICO[ACT] = 0.1 %CO										
ICO[SPEC]= N/A %CO					72 FTP	9.76	189.1	457.0	1.58	11.3
INOX = 92 PPM										
					75 FTP	6.45	100.4	486.1	2.91	13.4
OTHER TESTS:					NONE					
163	70	FORD	GALA	351	COLD TRANS	6.36	105.1	579.4	3.69	11.6
					COLD STAB	5.20	105.9	565.5	2.99	11.9
IHC= 245 PPM HEXANE					HOT TRANS	4.69	64.8	523.2	4.55	13.9
ICO[ACT] = 1.6 %CO										
ICO[SPEC]= N/A %CO					72 FTP	5.76	105.5	572.2	3.33	11.7
INOX = 85 PPM										
					75 FTP	5.30	94.5	556.8	3.56	12.3
OTHER TESTS:					NONE					

LISTING OF FEDERAL TEST PROCEDURE RESULTS
ON INDIVIDUAL VEHICLES
PHOENIX

VEH NO.	YR	MAKE	MODL	CID	TEST TYPE	HC	CO	CO2	NOXC	MPG FUEL ECON
						-----GRAMS PER MILE-----				
164	70	MERC	MARQ	390	COLD TRANS	4.95	106.0	645.1	3.47	10.7
					COLD STAB	3.74	85.5	629.4	1.94	11.4
IHC= 300 PPM HEXANE					HOT TRANS	3.57	51.5	555.3	3.69	13.7
ICO[ACT] = 6.0 %CO										
ICO[SPEC]= N/A %CO					72 FTP	4.32	95.3	636.9	2.67	11.1
INOX = 91 PPM										
					75 FTP	3.94	80.4	612.4	2.73	11.8
OTHER TESTS:					NONE					
165	70	OLDS	CUTL	350	COLD TRANS	5.58	52.7	591.6	5.77	12.8
					COLD STAB	3.93	15.8	573.9	4.25	14.5
IHC= 55 PPM HEXANE					HOT TRANS	3.76	11.3	525.0	6.48	16.0
ICO[ACT] = 0.4 %CO										
ICO[SPEC]= 1.0 %CO					72 FTP	4.72	33.5	582.4	4.98	13.7
INOX = 62 PPM										
					75 FTP	4.22	22.2	564.2	5.17	14.5
OTHER TESTS:					NONE					
166	70	PLYM	FURY	383	COLD TRANS	7.07	91.4	587.0	4.17	11.8
					COLD STAB	8.06	158.9	493.3	2.19	11.5
IHC= 180 PPM HEXANE					HOT TRANS	4.95	76.1	504.3	4.28	13.9
ICO[ACT] = 3.6 %CO										
ICO[SPEC]= N/A %CO					72 FTP	7.59	126.6	538.2	3.14	11.7
INOX = 41 PPM										
					75 FTP	7.01	122.4	515.6	3.17	12.2
OTHER TESTS:					NONE					
167	70	PONT	LEMA	350	COLD TRANS	4.50	77.5	654.5	4.07	11.2
					COLD STAB	2.85	25.3	602.3	2.54	13.6
IHC= 235 PPM HEXANE					HOT TRANS	2.90	17.5	571.4	4.14	14.6
ICO[ACT] = 2.0 %CO										
ICO[SPEC]= N/A %CO					72 FTP	3.64	50.3	627.3	3.27	12.4
INOX = 96 PPM										
					75 FTP	3.20	33.9	604.6	3.29	13.3
OTHER TESTS:					NONE					
168	70	VOLK	KARM	97	COLD TRANS	3.51	47.7	306.5	3.69	22.6
					COLD STAB	2.53	19.0	342.9	2.15	23.3
IHC= 300 PPM HEXANE					HOT TRANS	2.73	23.2	284.8	3.00	26.9
ICO[ACT] = 3.9 %CO										
ICO[SPEC]= N/A %CO					72 FTP	3.00	32.7	325.5	2.89	23.0
INOX = 73 PPM										
					75 FTP	2.79	26.0	319.5	2.70	24.0
OTHER TESTS:					NONE					

LISTING OF FEDERAL TEST PROCEDURE RESULTS
ON INDIVIDUAL VEHICLES
PHOENIX

VEH NO.	YR	MAKE	MODL	CID	TEST TYPE	HC (GRAMS PER MILE)	CO (GRAMS PER MILE)	CO2 (GRAMS PER MILE)	NOXC (GRAMS PER MILE)	MPG FUEL ECON
169	70	VOLK	SEDA	97	COLD TRANS	3.57	33.5	254.9	3.08	27.8
					COLD STAB	3.88	59.3	238.8	1.08	25.8
IHC= 200 PPM HEXANE					HOT TRANS	2.84	34.3	212.6	2.31	32.2
ICO[ACT] = 4.1 %CO										
ICO[SPEC]= N/A %CO					72 FTP	3.73	46.9	246.5	2.04	26.7
INOX = 36 PPM										
					75 FTP	3.53	47.2	234.9	1.83	27.7
OTHER TESTS:					NONE					
170	69	BUIC	RIVI	430	COLD TRANS	5.58	82.7	596.6	4.78	11.9
					COLD STAB	5.12	131.6	553.5	1.85	11.4
IHC= 320 PPM HEXANE					HOT TRANS	5.52	95.1	501.1	4.02	13.3
ICO[ACT] = 6.8 %CO										
ICO[SPEC]= N/A %CO					72 FTP	5.34	108.2	574.1	3.25	11.7
INOX = 66 PPM										
					75 FTP	5.33	111.6	548.1	3.05	12.0
OTHER TESTS:					NONE					
171	69	BUIC	SKYL	350	COLD TRANS	3.48	84.2	557.5	4.87	12.7
					COLD STAB	3.34	87.2	512.5	2.23	13.4
IHC= 120 PPM HEXANE					HOT TRANS	2.55	43.7	489.6	4.49	15.7
ICO[ACT] = 3.5 %CO										
ICO[SPEC]= N/A %CO					72 FTP	3.41	85.8	534.0	3.49	13.1
INOX = 49 PPM										
					75 FTP	3.15	74.7	515.5	3.39	13.8
OTHER TESTS:					NONE					
172	69	CHEV	NOVA	307	COLD TRANS	7.37	65.4	479.8	3.68	14.6
					COLD STAB	6.99	63.2	470.5	2.25	15.0
IHC= 680 PPM HEXANE					HOT TRANS	5.19	33.5	417.5	3.91	18.2
ICO[ACT] = 5.8 %CO										
ICO[SPEC]= N/A %CO					72 FTP	7.17	64.2	475.0	2.93	14.8
INOX = 96 PPM										
					75 FTP	6.58	55.6	458.0	3.00	15.7
OTHER TESTS:					NONE					
173	69	CHEV	STAW	350	COLD TRANS	5.89	54.8	542.8	5.10	13.7
					COLD STAB	4.41	58.0	524.8	3.42	14.1
IHC= 170 PPM HEXANE					HOT TRANS	4.00	35.8	486.5	5.30	16.0
ICO[ACT] = 4.2 %CO										
ICO[SPEC]= N/A %CO					72 FTP	5.12	56.5	533.4	4.23	13.9
INOX = 69 PPM										
					75 FTP	4.60	51.3	518.0	4.28	14.5
OTHER TESTS:					NONE					

APPENDIX C,CONT'D

LISTING OF FEDERAL TEST PROCEDURE RESULTS
ON INDIVIDUAL VEHICLES
PHOENIX

VEH NO.	YR	MAKE	MODL	CID	TEST TYPE	HC	CO	CO2	NOXC	MPG FUEL ECON
						-----GRAMS PER MILE-----				
174	69	CHEV	IMPA	327	COLD TRANS	5.34	113.6	648.5	2.46	10.5
					COLD STAB	3.44	72.6	657.4	1.77	11.3
IHC= 200 PPM HEXANE					HOT TRANS	3.09	50.9	589.7	2.41	13.1
ICO[ACT] = 4.7 %CO										
ICO[SPEC]= N/A %CO					72 FTP	4.35	92.2	653.1	2.10	10.9
INOX = 65 PPM										
					75 FTP	3.73	75.1	637.1	2.09	11.6
OTHER TESTS:					NONE					
175	69	CHEV	IMPA	327	COLD TRANS	8.26	97.2	544.4	5.77	12.3
					COLD STAB	5.35	68.5	514.1	3.75	13.9
IHC= 170 PPM HEXANE					HOT TRANS	4.78	37.6	506.0	6.73	15.3
ICO[ACT] = 3.3 %CO										
ICO[SPEC]= N/A %CO					72 FTP	6.74	82.2	528.6	4.72	13.1
INOX = 52 PPM										
					75 FTP	5.79	66.0	518.1	4.98	13.9
OTHER TESTS:					NONE					
176	69	CHEV	IMPA	350	COLD TRANS	8.40	105.0	515.3	4.33	12.6
					COLD STAB	13.82	46.4	482.3	2.23	14.8
IHC=2000 PPM HEXANE					HOT TRANS	10.54	25.8	454.1	4.82	16.8
ICO[ACT] = 0.4 %CO										
ICO[SPEC]= N/A %CO					72 FTP	11.23	74.4	498.1	3.23	13.6
INOX = 126 PPM										
					75 FTP	11.81	52.8	481.4	3.37	14.7
OTHER TESTS:					NONE					
177	69	CHRY	NEWP	383	COLD TRANS	8.16	136.8	562.9	5.26	11.0
					COLD STAB	7.60	87.7	522.9	4.13	13.0
IHC= 380 PPM HEXANE					HOT TRANS	5.42	51.9	500.4	7.04	14.8
ICO[ACT] = 7.0 %CO										
ICO[SPEC]= N/A %CO					72 FTP	7.87	111.2	542.0	4.67	12.0
INOX = 47 PPM										
					75 FTP	7.12	88.0	525.0	5.16	12.9
OTHER TESTS:					NONE					
178	69	FORD	MUST	200	COLD TRANS	4.55	64.1	332.4	4.42	19.8
					COLD STAB	4.49	71.8	328.7	2.57	19.5
IHC= 285 PPM HEXANE					HOT TRANS	4.12	40.8	311.6	4.81	22.8
ICO[ACT] = 7.7 %CO										
ICO[SPEC]= N/A %CO					72 FTP	4.52	68.1	330.4	3.45	19.6
INOX = 67 PPM										
					75 FTP	4.40	61.8	324.8	3.56	20.4
OTHER TESTS:					NONE					

APPENDIX C,CONT'D

LISTING OF FEDERAL TEST PROCEDURE RESULTS
ON INDIVIDUAL VEHICLES
PHOENIX

VEH NO.	YR MAKE MODL CID	TEST TYPE	HC	CO	CO2	NOXC	MPG FUEL ECON
			-----GRAMS PER MILE-----				
179	69 FORD FAIR 302	COLD TRANS	9.23	53.1	435.3	5.81	16.2
		COLD STAB	8.14	92.2	359.9	2.71	16.7
	IHC= 125 PPM HEXANE	HOT TRANS	5.84	54.5	348.2	4.94	19.6
	ICO[ACT] = 2.6 %CO						
	ICO[SPEC]= N/A %CO	72 FTP	8.66	73.5	396.0	4.19	16.5
	INOX = 27 PPM						
		75 FTP	7.74	73.9	372.2	3.96	17.3
	OTHER TESTS:	NONE					
180	69 FORD GALA 351	COLD TRANS	4.43	27.7	566.8	8.96	14.2
		COLD STAB	3.65	39.7	518.1	5.63	15.0
	IHC= 250 PPM HEXANE	HOT TRANS	3.51	23.5	482.1	7.82	16.7
	ICO[ACT] = 4.6 %CO						
	ICO[SPEC]= N/A %CO	72 FTP	4.02	34.0	541.4	7.22	14.6
	INOX = 71 PPM						
		75 FTP	3.77	32.8	518.3	6.91	15.3
	OTHER TESTS:	NONE					
181	69 FORD GALA 390	COLD TRANS	4.83	73.1	613.9	5.65	11.9
		COLD STAB	4.80	83.7	563.5	3.19	12.5
	IHC= 375 PPM HEXANE	HOT TRANS	4.18	50.3	513.3	5.58	14.7
	ICO[ACT] = 7.5 %CO						
	ICO[SPEC]= N/A %CO	72 FTP	4.81	78.6	587.6	4.37	12.2
	INOX = 58 PPM						
		75 FTP	4.63	72.4	560.2	4.35	12.9
	OTHER TESTS:	NONE					
182	69 MERC MONR 390	COLD TRANS	5.11	119.0	614.8	3.23	10.9
		COLD STAB	4.30	90.7	610.2	1.56	11.6
	IHC= 180 PPM HEXANE	HOT TRANS	3.93	78.5	534.8	2.67	13.2
	ICO[ACT] = 3.0 %CO						
	ICO[SPEC]= N/A %CO	72 FTP	4.69	104.2	612.4	2.36	11.2
	INOX = 89 PPM						
		75 FTP	4.37	93.2	590.6	2.21	11.8
	OTHER TESTS:	NONE					
183	69 OLDS 98 455	COLD TRANS	7.54	159.2	663.7	5.63	9.5
		COLD STAB	4.70	56.7	599.8	4.24	12.6
	IHC= 360 PPM HEXANE	HOT TRANS	3.94	37.7	562.5	6.44	14.0
	ICO[ACT] = 0.5 %CO						
	ICO[SPEC]= N/A %CO	72 FTP	6.06	105.8	630.4	4.91	10.9
	INOX = 54 PPM						
		75 FTP	5.08	72.6	602.8	5.13	12.1
	OTHER TESTS:	NONE					

APPENDIX C,CONT'D

LISTING OF FEDERAL TEST PROCEDURE RESULTS
ON INDIVIDUAL VEHICLES
PHOENIX

VEH NO.	YR	MAKE	MODL	CID	TEST TYPE	HC	CO	CO2	NOXC	MPG FUEL ECON
						-----GRAMS PER MILE-----				
184	69	PLYM	FURY	318	COLD TRANS	9.07	218.7	440.3	1.79	10.9
					COLD STAB	7.56	204.5	454.3	1.05	11.1
IHC= 240 PPM HEXANE					HOT TRANS	7.22	199.9	391.6	1.14	12.2
ICO[ACT] = 4.0 %CO										
ICO[SPEC]= N/A %CO					72 FTP	8.28	211.3	447.6	1.40	11.0
INOX = 94 PPM										
					75 FTP	7.78	206.1	434.3	1.23	11.3
OTHER TESTS:					NONE					
185	69	PONT	TEMP	350	COLD TRANS	4.35	43.6	507.2	3.35	15.1
					COLD STAB	3.42	42.9	532.1	2.61	14.5
IHC= 110 PPM HEXANE					HOT TRANS	2.93	24.9	453.8	3.74	17.7
ICO[ACT] = 2.3 %CO										
ICO[SPEC]= N/A %CO					72 FTP	3.86	43.2	520.1	2.96	14.8
INOX = 87 PPM										
					75 FTP	3.48	38.1	505.6	3.07	15.4
OTHER TESTS:					NONE					
186	69	PONT	CATA	400	COLD TRANS	4.67	67.0	515.8	4.40	14.0
					COLD STAB	4.68	76.4	494.5	3.11	14.1
IHC= 100 PPM HEXANE					HOT TRANS	3.43	38.9	455.6	4.89	16.8
ICO[ACT] = 2.1 %CO										
ICO[SPEC]= N/A %CO					72 FTP	4.68	71.9	504.7	3.73	14.0
INOX = 59 PPM										
					75 FTP	4.34	64.2	488.3	3.86	14.7
OTHER TESTS:					NONE					
187	69	VOLK	SQUA	97	COLD TRANS	6.66	78.1	264.0	3.23	21.8
					COLD STAB	3.03	64.5	274.0	1.72	23.1
IHC= 260 PPM HEXANE					HOT TRANS	2.47	51.7	241.9	2.47	26.8
ICO[ACT] = 6.5 %CO										
ICO[SPEC]= N/A %CO					72 FTP	4.77	71.0	269.2	2.44	22.4
INOX = 60 PPM										
					75 FTP	3.62	63.8	263.2	2.23	23.7
OTHER TESTS:					NONE					
188	68	AMMO	REBE	232	COLD TRANS	2.80	31.3	390.2	5.83	19.8
					COLD STAB	2.39	22.1	382.9	4.25	20.9
IHC= 105 PPM HEXANE					HOT TRANS	2.14	19.7	356.3	5.52	22.5
ICO[ACT] = 1.2 %CO										
ICO[SPEC]= N/A %CO					72 FTP	2.58	26.5	386.4	5.01	20.3
INOX = 83 PPM										
					75 FTP	2.40	23.3	377.1	4.92	21.1
OTHER TESTS:					NONE					

LISTING OF FEDERAL TEST PROCEDURE RESULTS
ON INDIVIDUAL VEHICLES
PHOENIX

VEH NO.	YR MAKE MODL CID	TEST TYPE	HC	CO	CO2	NOXC	MPG FUEL ECON
			-----GRAMS PER MILE-----				
189	68 BUIC SKYL 350	COLD TRANS	5.10	117.5	627.2	3.96	10.7
		COLD STAB	3.51	55.8	620.7	2.32	12.3
	IHC= 90 PPM HEXANE	HOT TRANS	3.89	66.2	517.6	3.58	14.0
	ICO[ACT] = 1.1 %CO						
	ICO[SPEC]= N/A %CO	72 FTP	4.27	85.3	623.8	3.10	11.5
	INOX = 81 PPM						
		75 FTP	3.94	71.3	593.9	3.00	12.4
	OTHER TESTS:	NONE					
190	68 CHEV NOVA 307	COLD TRANS	4.63	41.9	413.5	3.84	18.0
		COLD STAB	5.08	77.3	370.5	1.30	17.5
	IHC= 480 PPM HEXANE	HOT TRANS	3.73	43.6	359.0	3.09	20.2
	ICO[ACT] = 4.7 %CO						
	ICO[SPEC]= N/A %CO	72 FTP	4.86	60.3	391.1	2.52	17.7
	INOX = 39 PPM						
		75 FTP	4.62	60.8	376.2	2.31	18.2
	OTHER TESTS:	NONE					
191	68 CHEV CHEL 307	COLD TRANS	9.50	102.1	468.2	2.98	13.5
		COLD STAB	6.35	63.1	477.6	1.66	14.9
	IHC=1600 PPM HEXANE	HOT TRANS	7.29	63.2	438.2	2.81	15.8
	ICO[ACT] = 5.4 %CO						
	ICO[SPEC]= N/A %CO	72 FTP	7.86	81.8	473.1	2.29	14.2
	INOX = 60 PPM						
		75 FTP	7.26	71.2	464.9	2.25	14.8
	OTHER TESTS:	NONE					
192	68 CHEV CAPR 327	COLD TRANS	7.19	92.4	506.3	3.21	13.2
		COLD STAB	7.05	122.0	444.4	1.34	13.5
	IHC= 560 PPM HEXANE	HOT TRANS	5.82	80.9	442.6	2.97	15.1
	ICO[ACT] = 9.2 %CO						
	ICO[SPEC]= N/A %CO	72 FTP	7.12	107.8	474.1	2.23	13.3
	INOX = 45 PPM						
		75 FTP	6.74	104.7	456.7	2.17	13.8
	OTHER TESTS:	NONE					
193	68 CHEV IMPA 307	COLD TRANS	3.62	43.8	542.9	2.94	14.2
		COLD STAB	2.62	17.8	526.8	1.83	15.8
	IHC= 250 PPM HEXANE	HOT TRANS	2.94	27.8	470.0	2.76	17.0
	ICO[ACT] = 0.5 %CO						
	ICO[SPEC]= N/A %CO	72 FTP	3.10	30.2	534.5	2.36	15.0
	INOX = 58 PPM						
		75 FTP	2.91	25.9	514.6	2.31	15.7
	OTHER TESTS:	NONE					

LISTING OF FEDERAL TEST PROCEDURE RESULTS
ON INDIVIDUAL VEHICLES
PHOENIX

VEH NO.	YR	MAKE	MODL	CID	TEST TYPE	GRAMS PER MILE HC	CO	CO2	NOXC	MPG FUEL ECON
194	68	CHRY	NEWP	383	COLD TRANS	8.02	142.1	587.1	3.18	10.6
					COLD STAB	5.90	112.2	568.7	1.54	11.6
IHC= 350 PPM HEXANE					HOT TRANS	4.43	53.1	542.6	3.84	13.9
ICO[ACT] = 7.8 %CO										
ICO[SPEC]= N/A %CO					72 FTP	6.91	126.5	577.6	2.33	11.1
INOX = 29 PPM										
					75 FTP	5.93	102.2	565.4	2.50	11.9
OTHER TESTS:					NONE					
195	68	DODG	CORO	318	COLD TRANS	4.42	74.3	510.2	4.15	13.8
					COLD STAB	3.08	42.3	497.2	2.54	15.5
IHC= 250 PPM HEXANE					HOT TRANS	3.14	40.9	448.8	4.01	17.0
ICO[ACT] = 1.4 %CO										
ICO[SPEC]= N/A %CO					72 FTP	3.72	57.7	503.4	3.31	14.7
INOX = 65 PPM										
					75 FTP	3.37	48.5	486.7	3.27	15.5
OTHER TESTS:					NONE					
196	68	FORD	FALC	200	COLD TRANS	5.59	83.4	285.2	3.23	20.5
					COLD STAB	4.02	66.2	288.3	1.89	21.9
IHC= 100 PPM HEXANE					HOT TRANS	3.47	37.0	278.0	4.36	25.6
ICO[ACT] = 1.7 %CO										
ICO[SPEC]= N/A %CO					72 FTP	4.77	74.4	286.8	2.53	21.2
INOX = 52 PPM										
					75 FTP	4.19	61.8	284.9	2.84	22.5
OTHER TESTS:					NONE					
197	68	FORD	FAIR	289	COLD TRANS	12.86	233.4	405.5	1.38	10.9
					COLD STAB	4.99	49.0	484.4	3.29	15.4
IHC= 980 PPM HEXANE					HOT TRANS	6.03	78.4	417.4	3.42	15.9
ICO[ACT] = 0.0 %CO										
ICO[SPEC]= N/A %CO					72 FTP	8.75	137.3	446.6	2.37	12.9
INOX = 43 PPM										
					75 FTP	6.89	95.0	449.9	2.93	14.3
OTHER TESTS:					NONE					
198	68	FORD	GALA	302	COLD TRANS	7.50	52.6	487.4	8.00	14.9
					COLD STAB	6.12	59.4	439.7	4.71	16.1
IHC= 690 PPM HEXANE					HOT TRANS	5.42	44.9	412.0	7.11	17.8
ICO[ACT] = 7.8 %CO										
ICO[SPEC]= N/A %CO					72 FTP	6.78	56.1	462.5	6.28	15.5
INOX = 58 PPM										
					75 FTP	6.21	54.0	442.0	6.04	16.2
OTHER TESTS:					NONE					

LISTING OF FEDERAL TEST PROCEDURE RESULTS
ON INDIVIDUAL VEHICLES
PHOENIX

VEH NO.	YR	MAKE	MODL	CID	TEST TYPE	HC	CO	CO2	NOXC	MPG FUEL ECON
						-----GRAMS PER MILE-----				
199	68	MERC	MONR	390	COLD TRANS	4.21	51.2	604.1	4.70	12.7
					COLD STAB	4.04	93.9	523.5	2.26	13.0
IHC= 50 PPM HEXANE					HOT TRANS	3.31	55.2	494.4	4.24	15.0
ICO[ACT] = 2.1 %CO										
ICO[SPEC]= N/A %CO					72 FTP	4.12	73.5	562.1	3.43	12.9
INOX = 63 PPM										
					75 FTP	3.87	74.6	532.1	3.31	13.4
OTHER TESTS:					NONE					
200	68	OLDS	CUTL	350	COLD TRANS	10.22	208.8	459.0	1.62	10.8
					COLD STAB	5.21	93.0	501.6	2.53	13.4
IHC= 100 PPM HEXANE					HOT TRANS	4.54	57.6	474.8	4.60	15.3
ICO[ACT] = 1.9 %CO										
ICO[SPEC]= N/A %CO					72 FTP	7.61	148.5	481.3	2.09	12.0
INOX = 78 PPM										
					75 FTP	6.06	107.2	485.5	2.91	13.2
OTHER TESTS:					NONE					
201	68	PLYM	SATE	318	COLD TRANS	6.46	203.1	526.5	1.68	10.2
					COLD STAB	5.57	188.3	448.6	0.64	11.6
IHC= 120 PPM HEXANE					HOT TRANS	5.13	152.1	410.2	1.31	13.3
ICO[ACT] = 2.8 %CO										
ICO[SPEC]= N/A %CO					72 FTP	6.00	195.4	485.9	1.14	10.9
INOX = 46 PPM										
					75 FTP	5.63	181.5	454.1	1.04	11.7
OTHER TESTS:					NONE					
202	68	PONT	STAW	350	COLD TRANS	5.62	78.4	622.1	5.29	11.6
					COLD STAB	4.93	71.4	585.1	4.01	12.5
IHC= 80 PPM HEXANE					HOT TRANS	4.40	44.6	533.2	6.20	14.4
ICO[ACT] = 1.2 %CO										
ICO[SPEC]= N/A %CO					72 FTP	5.26	74.7	602.8	4.63	12.0
INOX = 65 PPM										
					75 FTP	4.93	65.5	578.5	4.87	12.7
OTHER TESTS:					NONE					
203	68	PONT	CATA	400	COLD TRANS	7.87	190.5	534.9	2.89	10.3
					COLD STAB	6.83	34.9	555.7	2.84	14.0
IHC= 710 PPM HEXANE					HOT TRANS	6.50	28.7	479.0	4.98	16.3
ICO[ACT] = 0.1 %CO										
ICO[SPEC]= N/A %CO					72 FTP	7.33	109.4	545.8	2.87	12.0
INOX = 91 PPM										
					75 FTP	6.95	65.2	530.5	3.44	13.5
OTHER TESTS:					NONE					

LISTING OF FEDERAL TEST PROCEDURE RESULTS
ON INDIVIDUAL VEHICLES
PHOENIX

VEH NO.	YR	MAKE	MODL	CID	TEST TYPE	HC	CO	CO2	NOXC	MPG FUEL ECON
						-----GRAMS PER MILE-----				
204	68	VOLK	SEDA	91	COLD TRANS	11.46	144.6	243.5	1.55	17.5
					COLD STAB	14.87	187.7	239.9	0.48	15.2
IHC= 900 PPM HEXANE					HOT TRANS	10.67	137.2	207.0	0.83	19.4
ICO[ACT] = 9.7 %CO										
ICO[SPEC]= N/A %CO					72 FTP	13.23	167.1	241.7	0.99	16.3
INOX = 18 PPM										
					75 FTP	13.02	165.0	231.7	0.80	16.7
OTHER TESTS:					NONE					
205	65	AMMO	RAMB	199	COLD TRANS	21.34	199.2	265.4	0.95	13.7
					COLD STAB	32.25	305.8	205.4	0.15	11.3
IHC=2000 PPM HEXANE					HOT TRANS	23.89	223.6	216.3	0.40	13.8
ICO[ACT] = 10.0 %CO										
ICO[SPEC]= N/A %CO					72 FTP	27.03	254.8	234.1	0.53	12.3
INOX = 9 PPM										
					75 FTP	27.72	261.4	220.7	0.38	12.3
OTHER TESTS:					NONE					
206	67	BUIC	STAW	340	COLD TRANS	7.98	166.4	533.0	2.54	10.8
					COLD STAB	8.60	121.0	453.0	1.06	13.2
IHC=1150 PPM HEXANE					HOT TRANS	6.35	95.0	468.2	2.71	13.9
ICO[ACT] = 5.8 %CO										
ICO[SPEC]= N/A %CO					72 FTP	8.31	142.7	491.3	1.77	12.0
INOX = 24 PPM										
					75 FTP	7.86	123.2	473.6	1.81	12.8
OTHER TESTS:					NONE					
207	67	BUIC	ELEC	430	COLD TRANS	14.18	249.3	536.5	2.26	9.1
					COLD STAB	10.78	193.2	479.8	1.00	10.9
IHC= 530 PPM HEXANE					HOT TRANS	8.15	147.8	462.7	2.14	12.3
ICO[ACT] = 7.4 %CO										
ICO[SPEC]= N/A %CO					72 FTP	12.40	220.1	506.9	1.60	9.9
INOX = 448 PPM										
					75 FTP	10.76	192.4	486.8	1.57	10.8
OTHER TESTS:					NONE					
208	67	CHEV	CAMA	250	COLD TRANS	9.66	116.2	381.7	2.89	14.9
					COLD STAB	6.92	84.7	395.7	2.06	16.1
IHC= 200 PPM HEXANE					HOT TRANS	8.11	73.7	335.7	3.04	18.6
ICO[ACT] = 3.7 %CO										
ICO[SPEC]= N/A %CO					72 FTP	8.23	99.8	389.0	2.46	15.5
INOX = 695 PPM										
					75 FTP	7.81	88.2	376.4	2.50	16.4
OTHER TESTS:					NONE					

LISTING OF FEDERAL TEST PROCEDURE RESULTS
ON INDIVIDUAL VEHICLES
PHOENIX

VEH NO.	YR	MAKE	MODL	CID	TEST TYPE	HC	CO	CO2	NOXC	MPG FUEL ECON
						-----GRAMS PER MILE-----				
209	66	CHEV	CHEL	283	COLD TRANS	8.25	102.3	447.1	4.38	14.0
					COLD STAB	7.58	94.3	395.8	2.25	15.6
IHC= 760 PPM HEXANE					HOT TRANS	6.19	68.9	395.2	4.35	17.0
ICO[ACT] = 7.4 %CO										
ICO[SPEC]= N/A %CO					72 FTP	7.90	98.1	420.4	3.27	14.8
INOX = 77 PPM										
					75 FTP	7.34	89.0	406.2	3.26	15.6
OTHER TESTS:					NONE					
210	66	CHEV	BELA	283	COLD TRANS	6.95	115.5	481.8	2.50	12.9
					COLD STAB	5.72	56.0	466.1	1.86	15.5
IHC=1000 PPM HEXANE					HOT TRANS	6.07	80.1	414.8	2.29	15.8
ICO[ACT] = 0.5 %CO										
ICO[SPEC]= N/A %CO					72 FTP	6.31	84.5	473.6	2.17	14.2
INOX = 157 PPM										
					75 FTP	6.07	74.8	455.3	2.11	15.0
OTHER TESTS:					NONE					
211	67	CHEV	IMPA	283	COLD TRANS	10.07	89.9	457.7	3.30	14.1
					COLD STAB	10.21	130.9	429.8	1.38	13.3
IHC= 680 PPM HEXANE					HOT TRANS	7.88	86.2	415.6	3.04	15.4
ICO[AGT] = 8.2 %CO										
ICO[SPEC]= N/A %CO					72 FTP	10.14	111.3	443.1	2.30	13.7
INOX = 54 PPM										
					75 FTP	9.54	110.3	431.7	2.23	14.0
OTHER TESTS:					NONE					
212	67	CHEV	IMPA	327	COLD TRANS	69.75	244.1	507.9	2.08	8.0
					COLD STAB	19.86	269.9	443.2	0.53	9.5
IHC=1100 PPM HEXANE					HOT TRANS	20.04	179.5	436.7	1.68	11.3
ICO[ACT] = 10.0 %CO										
ICO[SPEC]= N/A %CO					72 FTP	43.74	257.5	474.2	1.28	8.7
INOX = 38 PPM										
					75 FTP	30.18	239.9	454.7	1.17	9.6
OTHER TESTS:					NONE					
213	67	CHEV	IMPA	396	COLD TRANS	8.94	100.0	564.5	4.98	11.8
					COLD STAB	7.14	61.1	511.8	2.86	14.1
IHC=1420 PPM HEXANE					HOT TRANS	6.48	38.0	506.0	5.31	15.1
ICO[ACT] = 3.1 %CO										
ICO[SPEC]= N/A %CO					72 FTP	8.00	79.7	537.0	3.87	12.9
INOX = 57 PPM										
					75 FTP	7.33	62.8	521.0	3.96	13.8
OTHER TESTS:					NONE					

LISTING OF FEDERAL TEST PROCEDURE RESULTS
ON INDIVIDUAL VEHICLES
PHOENIX

VEH NO.	YR	MAKE	MODL	CID	TEST TYPE	GRAMS PER MILE HC	CO	CO2	NOXC	MPG FUEL ECON
214	66	CHRY	NEWP	383	COLD TRANS	10.21	83.0	595.7	4.35	11.7
					COLD STAB	11.30	73.6	558.7	2.75	12.5
IHC=1000 PPM HEXANE					HOT TRANS	7.47	40.8	520.7	4.83	14.6
ICO[ACT] = 3.1 %CO										
ICO[SPEC]= N/A %CO					72 FTP	10.78	78.1	576.4	3.52	12.1
INOX = 76 PPM										
					75 FTP	10.03	66.6	556.0	3.65	12.8
OTHER TESTS:					NONE					
215	65	DODG	DART	225	COLD TRANS	6.80	125.5	350.7	2.27	15.6
					COLD STAB	6.00	97.5	417.2	1.56	15.1
IHC= 200 PPM HEXANE					HOT TRANS	4.56	76.6	373.5	3.18	17.5
ICO[ACT] = 0.9 %CO										
ICO[SPEC]= N/A %CO					72 FTP	6.38	110.9	385.4	1.90	15.3
INOX = 106 PPM										
					75 FTP	5.77	97.6	391.6	2.15	15.8
OTHER TESTS:					NONE					
216	67	FORD	FALC	200	COLD TRANS	10.66	112.4	332.9	3.00	16.3
					COLD STAB	6.95	76.0	346.1	2.14	18.2
IHC= 420 PPM HEXANE					HOT TRANS	6.16	54.2	324.9	3.24	20.7
ICO[ACT] = 4.3 %CO										
ICO[SPEC]= N/A %CO					72 FTP	8.73	93.4	339.8	2.55	17.3
INOX = 70 PPM										
					75 FTP	7.50	77.5	337.6	2.61	18.4
OTHER TESTS:					NONE					
217	66	FORD	MUST	289	COLD TRANS	5.96	57.1	387.2	4.86	17.9
					COLD STAB	5.03	63.7	369.2	3.50	18.3
IHC= 320 PPM HEXANE					HOT TRANS	4.09	31.1	344.2	5.21	21.9
ICO[ACT] = 3.6 %CO										
ICO[SPEC]= N/A %CO					72 FTP	5.48	60.5	377.8	4.15	18.1
INOX = 37 PPM										
					75 FTP	4.97	53.4	366.1	4.25	19.1
OTHER TESTS:					NONE					
218	67	FORD	FAIR	289	COLD TRANS	3.27	40.9	532.1	2.41	14.6
					COLD STAB	2.71	43.0	526.6	1.29	14.7
IHC= 350 PPM HEXANE					HOT TRANS	2.78	33.3	466.2	2.18	16.8
ICO[ACT] = 0.2 %CO										
ICO[SPEC]= N/A %CO					72 FTP	2.98	42.0	529.3	1.83	14.7
INOX = 81 PPM										
					75 FTP	2.84	39.9	511.3	1.76	15.2
OTHER TESTS:					NONE					

APPENDIX C,CONT'D

LISTING OF FEDERAL TEST PROCEDURE RESULTS
ON INDIVIDUAL VEHICLES
PHOENIX

VEH NO.	YR MAKE MODL CID	TEST TYPE	HC	CO	CO2	NOXC	MPG FUEL ECON
			-----GRAMS PER MILE-----				
219	66 FORD STAW 352	COLD TRANS	7.17	132.4	708.6	1.23	9.4
		COLD STAB	6.36	175.2	624.8	0.71	9.6
	IHC= 900 PPM HEXANE	HOT TRANS	6.33	178.6	579.5	1.02	10.1
	ICO[ACT] = 10.0 %CO						
	ICO[SPEC]= N/A %CO	72 FTP	6.75	154.8	664.9	0.96	9.5
	INOX = 24 PPM						
		75 FTP	6.52	167.3	629.7	0.90	9.7
	OTHER TESTS:	NONE					
220	66 FORD STAW 352	COLD TRANS	15.44	165.7	499.7	2.71	11.0
		COLD STAB	17.56	194.8	457.6	1.79	10.8
	IHC= 855 PPM HEXANE	HOT TRANS	11.02	123.2	443.0	2.73	13.2
	ICO[ACT] = 9.8 %CO						
	ICO[SPEC]= N/A %CO	72 FTP	16.55	180.9	477.8	2.23	10.9
	INOX = 54 PPM						
		75 FTP	15.34	169.3	462.3	2.24	11.4
	OTHER TESTS:	NONE					
221	66 FORD STAW 390	COLD TRANS	7.72	78.7	644.2	6.26	11.2
		COLD STAB	6.05	124.9	543.7	2.63	11.7
	IHC= 130 PPM HEXANE	HOT TRANS	5.17	91.8	526.2	4.27	12.9
	ICO[ACT] = 2.8 %CO						
	ICO[SPEC]= N/A %CO	72 FTP	6.85	102.8	591.8	4.37	11.5
	INOX = 54 PPM						
		75 FTP	6.15	106.4	559.6	3.82	11.9
	OTHER TESTS:	NONE					
222	67 MERC COUG 289	COLD TRANS	4.84	71.2	354.9	3.35	18.4
		COLD STAB	5.17	97.3	365.2	2.09	16.6
	IHC= 320 PPM HEXANE	HOT TRANS	3.83	49.3	326.3	3.95	21.3
	ICO[ACT] = 4.5 %CO						
	ICO[SPEC]= N/A %CO	72 FTP	5.01	84.8	360.3	2.69	17.4
	INOX = 58 PPM						
		75 FTP	4.74	78.8	352.5	2.85	18.1
	OTHER TESTS:	NONE					
223	66 OLDS STAW 330	COLD TRANS	12.63	225.0	536.2	2.19	9.5
		COLD STAB	6.66	169.5	520.3	1.32	11.0
	IHC= 480 PPM HEXANE	HOT TRANS	5.77	126.2	486.3	2.16	12.6
	ICO[ACT] = 10.0 %CO						
	ICO[SPEC]= N/A %CO	72 FTP	9.52	196.1	527.9	1.73	10.2
	INOX = 44 PPM						
		75 FTP	7.65	169.1	514.3	1.73	11.0
	OTHER TESTS:	NONE					

LISTING OF FEDERAL TEST PROCEDURE RESULTS
ON INDIVIDUAL VEHICLES
PHOENIX

VEH NO.	YR	MAKE	MODL	CID	TEST TYPE	HC	CO	CO2	NOXC	MPG FUEL ECON
						-----GRAMS PER MILE-----				
224	65	OLDS	98	425	COLD TRANS	9.67	129.6	591.9	3.27	10.7
					COLD STAB	7.48	122.5	522.1	2.08	12.0
IHC= 240 PPM HEXANE					HOT TRANS	6.20	96.6	497.2	3.22	13.3
ICO[ACT] = 3.2 %CO										
ICO[SPEC]= N/A %CO					72 FTP	8.53	125.9	555.5	2.65	11.4
INOX = 54 PPM										
					75 FTP	7.58	116.9	529.7	2.64	12.0
OTHER TESTS:					NONE					
225	67	PLYM	BELV	273	COLD TRANS	7.63	146.7	410.0	2.16	13.4
					COLD STAB	6.96	129.7	374.2	1.10	14.8
IHC= 320 PPM HEXANE					HOT TRANS	4.86	65.9	432.8	4.44	16.1
ICO[ACT] = 0.6 %CO										
ICO[SPEC]= N/A %CO					72 FTP	7.28	137.8	391.3	1.61	14.1
INOX = 245 PPM										
					75 FTP	6.52	115.8	397.6	2.23	14.8
OTHER TESTS:					NONE					
226	66	PLYM	FURY	318	COLD TRANS	19.35	303.5	419.2	0.69	9.3
					COLD STAB	5.42	116.0	472.5	0.87	13.2
IHC= 300 PPM HEXANE					HOT TRANS	5.80	157.6	400.1	0.75	13.3
ICO[ACT] = 0.4 %CO										
ICO[SPEC]= N/A %CO					72 FTP	12.08	205.8	447.0	0.79	11.0
INOX = 77 PPM										
					75 FTP	8.39	166.0	441.8	0.80	12.2
OTHER TESTS:					NONE					
227	66	PONT	LEMA	326	COLD TRANS	6.07	97.6	602.6	3.13	11.4
					COLD STAB	5.25	109.1	516.7	2.06	12.6
IHC= 650 PPM HEXANE					HOT TRANS	3.99	65.4	486.2	3.39	14.8
ICO[ACT] = 6.9 %CO										
ICO[SPEC]= N/A %CO					72 FTP	5.64	103.6	557.8	2.57	12.0
INOX = 72 PPM										
					75 FTP	5.08	94.8	526.1	2.64	12.8
OTHER TESTS:					NONE					
228	66	PONT	BONN	389	COLD TRANS	8.30	153.3	518.4	1.95	11.3
					COLD STAB	9.69	157.9	459.3	0.84	12.0
IHC= 550 PPM HEXANE					HOT TRANS	8.01	145.3	422.8	1.39	13.1
ICO[ACT] = 2.9 %CO										
ICO[SPEC]= N/A %CO					72 FTP	9.03	155.7	487.6	1.37	11.7
INOX = 59 PPM										
					75 FTP	8.95	153.5	461.5	1.22	12.1
OTHER TESTS:					NONE					

LISTING OF FEDERAL TEST PROCEDURE RESULTS
ON INDIVIDUAL VEHICLES
PHOENIX

VEH NO.	YR	MAKE	MODL	CID	TEST TYPE	HC	CO	CO2	NOXC	MPG FUEL ECON
						-----GRAMS PER MILE-----				
229	66	VOLK	SEDA	78	COLD TRANS	6.00	69.8	201.3	2.14	26.9
					COLD STAB	5.44	57.1	212.9	1.34	27.7
IHC= 660 PPM HEXANE					HOT TRANS	5.05	47.5	178.0	1.71	33.0
ICO[ACT] = 7.2 %CO										
ICO[SPEC]= N/A %CO					72 FTP	5.71	63.2	207.3	1.72	27.3
INOX = 33 PPM										
					75 FTP	5.45	57.1	201.0	1.60	28.8
OTHER TESTS:					NONE					
230	67	VOLK	SEDA	91	COLD TRANS	4.64	49.8	244.2	2.64	26.3
					COLD STAB	5.16	57.5	249.9	1.65	24.9
IHC= 365 PPM HEXANE					HOT TRANS	4.11	47.1	212.6	2.15	29.6
ICO[ACT] = 8.4 %CO										
ICO[SPEC]= N/A %CO					72 FTP	4.91	53.8	247.2	2.12	25.6
INOX = 38 PPM										
					75 FTP	4.77	53.1	238.6	1.99	26.3
OTHER TESTS:					NONE					

APPENDIX D - LISTING OF HIGHWAY FUEL ECONOMY AND EMISSION RESULTS ON INDIVIDUAL VEHICLES

Legend

VEHICLE - Vehicle Number

YEAR - Model Year

MAKE - Vehicle Make

MODEL - Vehicle Model

CID - Engine Displacement in Cubic Inches

HC - Hydrocarbon Emissions in grams per mile

CO - Carbon Monoxide Emissions in grams per mile

CO2 - Carbon Dioxide Emissions in grams per mile

NOXC - Oxides of Nitrogen Emissions corrected for humidity in grams per mile

MPG - Fuel Economy in miles per gallon, Calculated Using the Carbon Balance Method

APPENDIX D

LISTING OF HIGHWAY FUEL ECONOMY AND EMISSION
RESULTS OF INDIVIDUAL VEHICLES
CHICAGO

VEHICLE	YEAR	MAKE	MODEL	CID	-----GRAMS PER MILE----- HC	CO	CO2	NOXC	MPG FUEL ECON
001	75	CHEV	TRUC	350	0.06	0.9	574.6	3.19	15.4
002	75	CHEV	TRUC	350	0.05	0.6	607.6	3.20	14.6
003	75	CHEV	VAN	350	0.08	0.0	505.7	2.38	17.5
004	75	CHEV	VAN	350	0.23	0.1	537.7	3.09	16.5
005	75	DODG	TRAD	318	0.08	0.3	538.9	2.38	16.4
006	75	FORD	F100	302	0.21	1.0	461.8	2.66	19.1
007	75	FORD	TRUC	302	0.15	0.2	505.8	2.53	17.5
008	75	FORD	TRUC	360	0.44	5.2	570.6	2.28	15.3
009	75	FORD	F100	360	0.74	12.3	569.1	1.28	15.0
010	75	GMC	TRUC	350	0.09	0.0	578.4	2.79	15.3
011	75	AMMO	HORN	258	0.20	3.7	443.6	1.42	19.7
012	75	BUIC	REGA	350	0.05	0.8	493.6	2.74	17.9
013	75	BUIC	ELEC	455	0.14	1.9	561.6	4.09	15.7
014	75	BUIC	LESA	350	0.21	6.6	512.8	2.22	16.9
015	75	CADI	DEVI	500	0.73	35.9	578.4	0.98	13.9
016	75	CHEV	VEGA	140	0.13	2.6	243.2	2.75	35.8
017	75	CHEV	NOVA	250	0.06	1.6	447.5	1.52	19.7
018	75	CHEV	MALI	350	0.22	8.5	476.3	2.12	18.1
019	75	CHEV	IMPA	350	0.08	2.3	506.1	2.33	17.4
020	75	CHEV	IMPA	350	0.06	1.0	536.7	3.11	16.5
021	75	CHEV	CAPR	400	0.04	0.0	552.5	5.02	16.1
022	75	CHRY	NEWP	400	0.07	3.5	587.5	3.51	15.0
023	75	DODG	CHAR	318	1.23	53.8	485.7	3.12	15.5
024	75	DODG	DART	225	0.18	3.0	397.0	2.38	22.1
025	75	FORD	PINT	140	0.48	4.6	293.5	4.12	29.4
026	75	FORD	ELIT	351	0.62	11.7	675.4	1.26	12.8
027	75	FORD	GRAN	250	0.21	8.5	496.4	2.11	17.4
028	75	FORD	LTD	351	0.63	3.8	559.3	4.61	15.6
029	75	FORD	LTD	400	0.16	3.1	654.6	2.43	13.4
030	75	MERC	COUG	351	0.55	3.0	555.0	3.21	15.8
031	75	MERC	MONT	351	0.40	7.4	569.9	4.00	15.2
032	75	OLDS	DELT	350	0.53	19.5	484.5	1.21	17.2
033	75	OLDS	CUTL	350	0.46	25.1	466.5	1.20	17.5
034	75	OLDS	98	455	0.16	2.8	538.5	2.54	16.3
035	75	PLYM	FURY	318	0.05	0.5	455.5	3.43	19.4
036	75	PLYM	DUST	225	0.06	1.2	351.4	1.81	25.1

APPENDIX D,CONT'D

LISTING OF HIGHWAY FUEL ECONOMY AND EMISSION
RESULTS OF INDIVIDUAL VEHICLES
CHICAGO

VEHICLE	YEAR	MAKE	MODEL	CID	-----GRAMS PER MILE----- HC	CO	CO2	NOXC	MPG FUEL ECON
037	75	PONT	CATA	400	0.08	0.3	482.9	4.52	18.4
038	75	PONT	LEMA	350	0.31	7.1	478.9	5.39	18.1
039	75	PONT	STAW	455	0.33	4.8	591.0	4.20	14.8
040	76	CAPR	SEDA	140	0.32	3.0	353.7	2.39	24.7
041	75	DATS	B210	85	1.11	7.1	267.6	4.98	31.5
042	75	HOND	CIVI	91	0.17	2.4	235.5	2.35	37.0
043	75	TOYO	CORO	133	0.55	4.6	325.1	4.92	26.6
044	75	VOLK	SEDA	97	0.54	2.3	251.2	1.69	34.6
045	75	VOLK	DASH	90	0.12	3.7	331.0	2.57	26.3

APPENDIX D

LISTING OF HIGHWAY FUEL ECONOMY AND EMISSION
RESULTS OF INDIVIDUAL VEHICLES
HOUSTON

VEHICLE	YEAR	MAKE	MODEL	CID	-----GRAMS PER MILE----- HC	CO	CO2	NOXC	MPG FUEL ECON
001	75	CHEV	TRUC	350	0.18	2.2	540.9	2.92	16.3
002	75	CHEV	TRUC	350	0.10	3.0	658.2	2.16	13.4
003	75	CHEV	TRUC	350	0.13	3.2	560.2	2.57	15.7
004	75	CHEV	TRUC	350	0.37	3.7	538.6	4.92	16.3
005	75	DODG	TRUC	318	1.23	30.9	480.0	2.81	16.7
006	75	FORD	TRUC	300	0.11	0.3	362.2	1.35	24.4
007	75	FORD	TRUC	302	0.20	0.8	508.1	3.28	17.4
008	75	FORD	TRUC	360	0.68	3.5	566.9	1.77	15.4
009	75	FORD	TRUC	360	0.74	3.9	673.9	1.48	13.0
010	75	GMC	TRUC	350	0.09	0.0	522.4	2.58	17.0
011	75	AMMO	HORN	258	0.43	3.1	408.2	1.97	21.4
012	75	BUIC	CENT	350	0.12	0.8	482.2	3.37	18.3
013	75	BUIC	STAW	455	0.18	3.1	636.5	2.65	13.8
014	75	BUIC	REGA	350	0.06	2.0	480.0	2.19	18.4
015	75	CADI	DEVI	500	0.62	50.6	532.0	0.81	14.5
016	75	CHEV	VEGA	140	0.23	4.6	257.5	4.45	33.4
017	75	CHEV	NOVA	250	0.09	1.7	427.4	1.29	20.6
018	75	CHEV	MALI	350	0.05	0.0	497.0	2.44	17.9
019	75	CHEV	IMPA	350	0.06	0.8	496.6	3.10	17.8
020	75	CHEV	IMPA	350	0.08	1.0	495.6	4.72	17.8
021	75	CHEV	STAW	400	0.04	0.1	598.0	5.57	14.8
022	75	CHRY	NEWP	400	0.25	7.8	633.0	1.95	13.7
023	75	DODG	CORO	318	0.06	0.1	460.1	3.87	19.3
024	75	DODG	DART	225	0.10	1.3	363.4	3.15	24.3
025	75	FORD	PINT	140	0.49	2.4	337.5	1.88	25.9
026	75	FORD	GRAN	302	0.30	0.8	505.7	6.87	17.5
027	75	FORD	MAVE	250	0.29	3.4	477.8	1.35	18.3
028	75	FORD	LTD	351	0.39	4.5	539.7	5.58	16.2
029	75	FORD	LTD	400	0.29	3.4	590.6	4.66	14.9
030	75	MERC	MARQ	400	0.32	3.7	606.7	3.19	14.5
031	75	MERC	COUG	351	0.48	2.0	540.5	4.57	16.3
032	75	OLDS	DELT	350	0.07	0.6	529.2	2.63	16.7
033	75	OLDS	STAW	350	0.16	1.3	537.7	1.87	16.4
034	75	OLDS	DELT	455	0.28	3.2	592.0	1.33	14.8
035	75	PLYM	FURY	318	0.10	0.1	470.6	3.22	18.8
036	75	PLYM	VALI	225	0.06	0.2	381.8	2.41	23.2

APPENDIX D,CONT'D

LISTING OF HIGHWAY FUEL ECONOMY AND EMISSION
RESULTS OF INDIVIDUAL VEHICLES
HOUSTON

VEHICLE	YEAR	MAKE	MODEL	CID	-----GRAMS PER MILE----- HC	CO	CO2	NOXC	MPG FUEL ECON
037	75	PONT	CATA	400	0.41	4.9	499.8	8.75	17.4
038	75	PONT	LEMA	350	0.11	1.8	509.4	5.30	17.3
039	75	PONT	STAW	455	0.20	2.2	562.3	3.38	15.7
040	75	CAPR	SEDA	140	0.31	2.3	359.0	3.13	24.4
041	75	DATS	SEDA	85	1.14	6.0	259.9	4.42	32.5
042	75	HOND	CVCC	91	0.05	1.6	258.8	1.96	33.9
043	75	TOYO	CORO	133	0.71	2.8	355.0	6.38	24.5
044	75	VOLK	SEDA	97	1.18	19.3	242.2	1.50	32.1
045	75	VOLK	DASH	90	0.75	40.5	296.7	0.28	24.5

APPENDIX D

LISTING OF HIGHWAY FUEL ECONOMY AND EMISSION
RESULTS OF INDIVIDUAL VEHICLES
PHOENIX

VEHICLE	YEAR	MAKE	MODEL	CID	-----GRAMS PER MILE----- HC	CO	CO2	NOXC	MPG FUEL ECON
001	75	CHEV	TRUC	350	0.04	0.6	499.5	3.24	17.7
002	75	CHEV	TRUC	350	0.03	0.0	555.3	2.43	16.0
003	75	CHEV	TRUC	350	2.01	17.7	472.0	3.43	17.5
004	75	CHEV	TRUC	350	0.26	0.2	567.6	3.03	15.6
005	75	DODG	TRUC	318	0.10	1.9	415.4	3.30	21.2
006	75	FORD	TRUC	302	0.23	1.4	456.0	3.00	19.3
007	75	FORD	TRUC	302	0.10	0.7	462.7	2.54	19.1
008	75	FORD	TRUC	360	1.52	15.5	456.7	5.07	18.3
009	75	FORD	TRUC	360	0.75	5.8	567.4	2.73	15.3
010	75	GMC	TRUC	350	0.09	0.0	504.0	2.42	17.6
011	75	AMMO	HORN	258	0.79	2.6	348.9	4.85	25.0
012	75	BUIC	REGA	350	0.13	1.5	438.4	3.17	20.1
013	75	BUIC	LIMI	455	0.27	6.2	545.2	2.23	16.0
014	75	BUIC	LESA	350	0.09	0.8	523.0	2.76	16.9
015	75	CADI	DEVI	500	0.15	31.8	589.4	0.57	13.9
016	75	CHEV	VEGA	140	0.37	5.1	257.9	5.01	33.2
017	75	CHEV	NOVA	250	0.11	3.2	349.8	4.38	25.0
018	75	CHEV	MONT	350	0.79	29.8	449.8	3.60	17.8
019	75	CHEV	STAW	350	0.04	0.5	476.7	2.83	18.6
020	75	CHEV	IMPA	350	0.14	2.7	517.6	2.69	17.0
021	75	CHEV	IMPA	400	0.09	0.0	553.0	3.34	16.0
022	75	CHRY	NEWP	400	0.21	9.8	507.7	2.02	16.9
023	75	DODG	DART	318	0.09	1.1	471.0	3.07	18.8
024	75	DODG	DART	225	0.09	1.3	338.2	2.44	26.1
025	75	FORD	PINT	140	0.14	2.9	351.5	1.71	24.9
026	75	FORD	TORI	351	0.75	8.2	540.1	3.33	16.0
027	75	FORD	MAVE	250	0.35	2.6	476.9	1.63	18.4
028	75	FORD	TORI	351	0.55	1.6	508.1	2.84	17.3
029	75	FORD	LTD	400	0.34	2.5	588.6	2.66	15.0
030	75	MERC	COUG	400	0.35	5.0	543.0	5.14	16.1
031	75	MERC	MONT	351	0.31	4.5	549.9	3.33	15.9
032	75	OLDS	DELT	350	0.24	5.0	483.9	1.36	18.0
033	75	OLDS	CUTL	350	0.10	2.3	476.5	1.77	18.5
034	75	OLDS	DELT	455	0.06	0.1	502.2	1.95	17.7
035	75	PLYM	FURY	318	0.20	3.0	462.8	6.93	19.0
036	75	PLYM	VALI	225	0.18	3.0	338.0	5.49	25.9

APPENDIX D,CONT'D

LISTING OF HIGHWAY FUEL ECONOMY AND EMISSION
RESULTS OF INDIVIDUAL VEHICLES
PHOENIX

VEHICLE	YEAR	MAKE	MODEL	CID	-----GRAMS PER MILE----- HC	CO	CO2	NOXC	MPG FUEL ECON
037	75	PONT	CATA	400	2.21	68.0	413.1	1.70	16.8
038	75	PONT	LEMA	350	0.17	3.3	476.3	2.34	18.4
039	75	PONT	GRNP	455	0.18	2.2	495.3	2.76	17.8
040	76	CAPR	SEDA	140	1.26	31.3	289.1	0.98	25.9
041	75	DATS	B210	85	0.93	4.4	245.3	3.58	34.8
042	75	HOND	SEDA	91	0.09	1.6	242.0	1.81	36.3
043	75	TOYO	CORO	133	0.58	3.3	346.5	6.20	25.1
044	75	VOLK	SEDA	97	0.71	26.0	227.4	0.27	32.8
045	75	VOLK	RABB	90	0.11	0.2	287.5	4.04	30.8

APPENDIX E - LISTING OF MODAL RESULTS ON INDIVIDUAL VEHICLES

Legend

VEH - Vehicle Number

YEAR - Model Year

MAKE - Vehicle Make

MODL - Vehicle Model

CID - Engine Displacement in Cubic Inches

MODE NO. - Lists the Individual Modes of the Test
- 1 through 32 - Modes of the Surveillance Driving Sequence (SDS), listed on the following page
- BAG ACT. - Results of the entire SDS as measured using the CVS
- BAG CALC.- Results of entire SDS obtained by combining individual modes
  - 33 - Idle Mode
  - 34 - 5 MPH Steady State
  - 35 - 10 MPH Steady State
  - 36 - 15 MPH Steady State
  - 37 - 30 MPH Steady State
  - 38 - 45 MPH Steady State
  - 39 - 60 MPH Steady State

HC - Hydrocarbon Emissions in grams per mile

CO - Carbon Monoxide Emissions in grams per mile

CO2 - Carbon Dioxide Emissions in grams per mile

NOX - Oxides of Nitrogen Emissions in grams per mile (not Humidity Corrected)

MPG - Fuel Economy in miles per gallon, Calculated Using the Carbon Balance Method

SURVEILLANCE DRIVING SEQUENCE

No	Mode Type	Speed Range (mph)	Time in Mode (sec)	Average Speed (mph)	Average Acceleration Rate (mph/sec)	Distance (miles)
1	Accel	0-30	12	18.05	2.50	0.0602
2	Decel	30-0	16	16.66	-1.88	0.0741
3	Accel	0-15	8	9.04	1.88	0.0201
4	Accel	15-30	11	23.07	1.36	0.0705
5	Accel	30-45	13	37.65	1.15	0.1360
6	Decel	45-30	12	38.05	-1.25	0.1268
7	Accel	30-60	17	45.80	1.76	0.2163
8	Detel	60-45	12	51.48	-1.25	0.1716
9	Accel	45-60	14	52.54	1.07	0.2043
10	Decel	60-15	30	40.40	-1.50	0.3367
11	Accel	15-60	26	43.42	1.73	0.3136
12	Decel	60-0	21	33.83	-2.86	0.1973
13	Accel	0-60	32	37.27	1.88	0.3313
14	Decel	60-30	23	46.86	-1.30	0.2994
15	Decel	30-15	9	23.18	-1.67	0.0579
16	Decel	15-0	8	7.81	-1.88	0.0173
17	Accel	0-45	22	28.85	2.05	0.1759
18	Decel	45-15	16	31.33	-1.88	0.1392
19	Accel	15-45	18	30.55	1.67	0.1528
20	Decel	45-0	19	24.72	-2.37	0.1304
21	Accel	0-60	25	38.28	2.40	0.2654
22	Decel	60-0	28	33.88	-2.14	0.2634
23	Accel	0-30	15	17.73	2.00	0.0737
24	Accel	30-60	25	45.14	1.20	0.3134
25	Decel	60-30	18	47.23	-1.67	0.2362
26	Decel	30-0	10	15.99	-3.00	0.0444
27	Accel	0-60	38	38.01	1.58	0.4009
28	Decel	60-0	35	33.87	-1.71	0.3293
29	Accel	0-30	18	17.73	1.67	0.0886
30	Accel	30-60	21	44.55	1.43	0.2599
31	Decel	60-30	14	46.63	-2.14	0.1813
32	Decel	30-0	13	16.40	-2.31	0.0592

APPENDIX E

LISTING OF MODAL RESULTS ON INDIVIDUAL VEHICLES

CHICAGO

	VEH 001	YEAR 1975	MAKE CHEV	MODL TRUC	CID 350	VEH 002	YEAR 1975	MAKE CHEV	MODL TRUC	CID 350	VEH 003	YEAR 1975	MAKE CHEV	MODL VAN	CID 350
MODE NO.	HC	CO	CO2	NOX	MPG	HC	CO	CO2	NOX	MPG	HC	CO	CO2	NOX	MPG
1	1.55	60.9	1277.6	2.88	6.4	0.07	4.2	1099.4	3.37	8.0	0.31	0.0	1366.8	2.68	8.3
2	0.07	3.0	554.0	0.57	15.9	0.04	0.8	591.6	0.23	15.0	0.26	0.0	467.5	0.34	19.0
3	0.23	19.5	1691.7	0.73	5.2	0.03	2.8	1090.5	0.52	8.1	0.27	0.0	974.2	0.94	9.1
4	0.07	2.7	820.8	1.64	10.8	0.05	0.5	817.4	1.44	10.8	0.16	0.0	716.8	1.32	12.4
5	0.04	2.0	691.0	2.08	12.8	0.05	0.3	719.0	2.07	12.3	0.20	0.0	706.9	1.84	12.5
6	0.02	1.3	397.7	1.19	22.2	0.02	0.1	423.0	1.02	20.9	0.09	0.0	323.8	0.92	27.4
7	0.63	31.0	807.2	2.66	10.3	0.93	52.2	840.0	2.80	9.6	1.35	90.8	876.5	2.34	8.7
8	0.03	1.2	472.6	2.49	18.7	0.05	0.7	458.4	2.12	19.3	0.08	0.2	338.7	1.62	26.2
9	0.04	1.4	688.7	4.53	12.8	0.03	0.5	716.9	4.34	12.4	0.17	0.2	763.9	3.38	11.6
10	0.02	1.9	406.1	1.61	21.7	0.02	0.9	404.1	1.50	21.9	0.12	0.3	300.8	1.10	29.4
11	1.38	52.0	838.9	5.44	9.6	0.66	42.5	904.9	4.64	9.1	0.25	3.2	974.3	4.30	9.1
12	0.05	3.0	452.4	1.90	19.4	0.03	0.7	449.8	1.80	19.7	0.08	0.0	317.8	1.18	27.9
13	1.36	46.1	964.6	6.33	8.5	0.51	28.3	957.4	6.04	8.8	0.17	0.0	1002.6	4.35	8.8
14	0.03	1.9	397.6	1.67	22.2	0.02	0.0	395.9	1.50	22.4	0.05	0.0	298.6	1.05	29.7
15	0.02	3.8	533.4	0.77	13.9	0.01	0.0	501.9	0.29	17.7	0.03	0.0	380.4	0.29	23.3
16	0.05	12.9	1266.5	1.09	6.9	0.00	1.6	1009.0	0.73	8.8	0.31	0.0	797.3	0.61	11.1
17	1.96	68.3	955.1	4.13	8.3	0.05	3.5	948.1	4.98	9.3	0.24	1.6	983.5	3.03	9.0
18	0.03	3.2	407.4	1.09	21.5	0.01	0.0	425.7	0.91	20.8	0.07	0.0	321.2	0.54	27.6
19	0.79	50.3	836.1	2.90	9.7	0.05	0.4	890.6	3.92	10.0	0.18	0.0	880.2	2.79	10.1
20	0.05	4.1	474.4	1.11	18.5	0.02	0.0	483.7	0.96	18.3	0.10	0.0	369.1	0.73	24.0
21	3.25	116.8	978.2	4.87	7.6	1.63	125.0	927.9	2.93	7.9	0.46	38.3	1096.1	3.92	7.7
22	0.10	2.6	441.6	1.56	19.9	0.05	0.7	435.6	1.37	20.3	0.07	0.0	320.5	0.98	27.7
23	2.04	92.0	1242.0	3.84	6.4	0.05	0.7	1011.0	3.06	8.8	0.14	0.0	1002.7	2.79	8.8
24	0.06	2.2	730.0	4.98	12.1	0.05	0.3	795.8	4.84	11.1	0.16	0.6	819.2	3.21	10.8
25	0.03	1.9	399.6	1.82	22.0	0.02	0.3	404.5	1.69	21.9	0.06	0.0	314.3	1.16	28.2
26	0.02	7.1	603.8	0.65	14.4	0.02	0.0	666.7	0.42	13.3	0.04	1.6	462.5	1.48	19.1
27	0.65	23.9	873.4	6.17	9.7	0.05	1.7	874.3	5.73	10.1	0.17	0.3	897.2	3.42	9.9
28	0.03	3.3	436.5	1.51	20.1	0.02	0.0	420.4	1.37	21.1	0.07	0.4	325.2	0.95	27.2
29	1.02	29.8	1206.9	4.16	7.1	0.03	0.7	975.1	2.79	9.1	0.12	1.4	913.4	2.78	9.7
30	0.05	2.5	768.4	5.06	11.5	0.43	26.0	836.4	3.18	10.1	0.45	37.2	886.1	2.81	9.4
31	0.02	2.7	407.5	1.98	21.6	0.03	0.5	417.9	1.89	21.2	0.07	0.5	393.8	1.22	29.1
32	0.00	6.1	560.3	0.58	15.6	0.02	0.0	611.3	0.29	14.5	0.06	1.5	460.1	0.40	19.2
BAG ACT.	0.39	13.5	686.3	3.23	12.5	0.19	11.3	684.2	3.07	12.6	0.19	5.3	619.7	2.18	14.1
CALC.	0.36	14.5	668.6	3.30	12.8	0.17	10.1	669.0	2.98	12.9	0.17	4.9	612.4	2.14	14.3
33	0.02	0.0	108.6	0.05	81.6	0.00	0.0	102.4	0.12	86.6	0.01	0.0	91.6	0.10	96.8
34	0.21	0.6	1291.5	0.79	5.9	0.03	0.3	1253.5	0.71	7.1	0.22	0.0	1093.4	0.57	8.1
35	0.12	0.3	1120.9	1.10	7.9	0.07	0.0	728.3	0.52	12.2	0.16	0.0	792.8	0.50	11.2
36	0.07	0.2	702.7	0.79	12.6	0.06	0.2	675.6	0.92	13.1	0.12	0.0	526.4	0.33	16.8
37	0.04	0.2	507.4	0.75	17.5	0.05	0.0	568.2	0.65	15.6	0.13	0.0	487.7	0.35	18.2
38	0.03	0.1	516.6	1.70	17.2	0.02	0.0	547.8	1.59	16.2	0.06	0.0	448.6	1.29	19.8
39	0.03	0.1	600.5	3.56	14.8	0.05	0.0	619.3	3.39	14.3	0.10	0.0	525.4	3.33	16.9

EMISSION RESULTS IN GRAMS PER MILE (PER MINUTE FOR IDLE)

FUEL ECONOMY IN MILES PER GALLON (MINUTES PER GALLON FOR IDLE)

FUEL ECONOMY CALCULATIONS ASSUME A 1:1.85 CARBON TO HYDROGEN RATIO

APPENDIX E,CONT'D

LISTING OF MODAL RESULTS ON INDIVIDUAL VEHICLES

CHICAGO

	VEH	YEAR	MAKE	MODL	CID	VEH	YEAR	MAKE	MODL	CID	VEH	YEAR	MAKE	MODL	CID
	004	1975	CHEV	VAN	350	005	1975	DODG	TRAD	318	006	1975	FORD	F100	302
MODE NO.	HC	CO	CO2	NOX	MPG	HC	CO	CO2	NOX	MPG	HC	CO	CO2	NOX	MPG
1	0.12	0.0	1562.9	6.97	5.7	0.38	10.5	1183.0	1.89	7.4	4.71	172.7	1279.8	3.27	5.7
2	0.04	0.0	364.0	0.23	24.4	0.02	0.0	492.4	1.14	18.0	0.15	0.6	510.4	0.33	17.3
3	0.11	0.0	1724.9	1.48	5.1	0.16	1.4	1142.7	0.53	7.7	0.85	8.0	1962.8	3.20	4.5
4	0.12	0.0	971.5	2.97	9.1	0.14	3.3	769.4	1.24	11.5	0.36	1.0	843.6	2.52	10.5
5	0.20	0.0	888.7	6.35	10.0	0.12	2.4	617.4	2.90	14.3	0.37	1.3	655.6	2.62	13.5
6	0.23	0.0	225.5	0.43	39.2	0.02	0.3	378.6	0.65	23.4	0.15	0.6	300.6	0.83	29.4
7	1.77	166.0	1125.5	3.58	6.4	0.70	15.8	812.9	3.30	10.6	0.90	42.4	894.5	1.90	9.2
8	0.37	0.0	234.8	1.37	37.6	0.03	0.5	475.0	1.18	18.7	0.20	0.7	311.5	1.29	28.3
9	0.24	0.0	950.8	8.31	9.3	0.06	0.5	716.3	2.86	12.4	0.49	2.3	680.0	4.84	13.0
10	0.39	0.0	247.1	0.76	35.7	0.06	1.3	380.7	1.01	23.2	0.20	0.6	300.5	0.90	29.4
11	0.31	2.9	1154.6	8.54	7.7	0.14	3.5	943.9	3.33	9.3	2.01	73.1	792.7	3.22	9.7
12	0.29	0.0	228.0	0.73	38.8	0.03	0.7	417.4	1.15	21.2	0.26	1.0	327.0	1.02	26.9
13	0.29	1.0	1189.1	9.57	7.4	0.13	3.1	1011.8	4.31	8.7	1.86	68.0	921.4	3.98	8.6
14	0.22	0.0	241.6	0.79	36.6	0.01	0.5	365.9	1.01	24.2	0.21	1.3	288.5	0.94	30.5
15	0.15	0.0	283.3	0.29	31.3	0.00	0.0	405.5	0.94	21.9	0.02	1.5	376.2	0.32	23.4
16	0.19	0.0	723.2	0.49	12.3	0.00	1.6	1048.1	0.61	8.4	0.02	7.7	1021.7	0.45	8.6
17	0.29	0.4	1178.8	8.41	7.5	0.19	5.7	1009.0	3.27	8.7	3.16	88.6	978.1	2.64	7.9
18	0.20	0.4	238.1	0.40	37.1	0.01	0.0	371.1	0.67	23.9	0.14	1.5	306.1	0.65	28.7
19	0.35	0.8	1128.0	6.77	7.9	0.11	2.1	828.9	3.29	10.7	1.89	63.5	850.5	2.15	9.3
20	0.39	0.5	261.5	0.39	33.7	0.04	0.0	422.6	0.62	21.0	0.20	1.9	367.2	0.68	23.9
21	1.59	200.7	1224.9	4.81	5.7	1.07	31.3	1003.7	3.63	8.4	4.40	183.7	909.2	2.95	7.3
22	0.22	0.4	262.4	0.65	33.7	0.04	0.4	408.5	0.93	21.7	0.35	1.4	331.4	0.88	26.5
23	0.29	1.4	1330.7	5.77	6.7	0.21	10.7	1100.7	2.36	7.9	1.92	66.1	1347.2	3.18	6.1
24	0.28	1.4	966.7	7.48	9.2	0.09	0.0	750.4	4.13	11.8	0.55	2.5	715.4	4.62	12.3
25	0.26	0.3	221.5	0.73	39.9	0.02	0.3	371.9	1.09	23.8	0.29	1.3	283.8	0.87	31.0
26	0.27	2.4	355.3	1.07	24.7	0.02	0.0	516.8	1.13	17.2	0.24	2.2	526.0	0.46	16.7
27	0.29	0.7	1040.1	8.38	8.5	0.11	2.0	924.2	3.73	9.6	1.44	41.9	820.9	3.98	10.0
28	0.35	0.4	276.2	0.68	31.9	0.04	0.4	388.6	0.95	22.8	0.22	1.4	342.4	0.80	25.7
29	0.28	0.7	1173.7	4.36	7.5	0.21	8.6	1053.3	2.41	8.3	1.94	50.9	1105.6	2.75	7.4
30	0.65	77.1	1068.4	4.96	7.4	0.13	1.4	787.8	4.16	11.2	0.45	8.7	823.0	2.27	10.6
31	0.14	0.5	210.8	0.78	41.9	0.01	0.0	395.1	1.04	22.5	0.19	1.3	293.6	1.08	30.0
32	0.27	0.0	358.2	0.29	24.7	0.00	1.5	488.4	0.93	18.1	0.06	2.1	540.8	0.50	16.3
BAG ACT.	0.37	14.5	684.1	3.42	12.5	0.16	2.8	682.3	2.29	12.9	0.75	20.3	587.7	2.30	14.3
CALC.	0.33	11.6	658.9	3.50	13.1	0.13	3.0	672.7	2.13	13.1	0.68	18.6	585.3	2.16	14.4
33	0.03	0.4	107.2	0.02	82.3	0.01	0.0	102.5	0.06	86.6	0.03	0.0	122.4	0.05	72.4
34	0.16	0.0	1292.7	0.29	6.9	0.22	0.0	1321.4	0.76	6.7	0.50	0.0	1432.0	1.41	6.2
35	0.62	0.0	857.0	0.38	10.3	0.09	0.0	785.5	0.59	11.3	0.07	0.0	1034.4	0.78	8.6
36	0.44	0.0	571.3	0.25	15.5	0.10	0.0	561.8	0.62	15.8	0.06	0.1	652.5	0.53	13.6
37	0.18	0.0	459.0	0.46	19.3	0.06	0.0	404.7	2.53	21.9	0.06	0.0	417.5	0.62	21.3
38	0.14	0.0	490.6	1.48	18.1	0.06	0.0	473.6	1.50	18.7	0.11	0.1	388.8	1.65	22.8
39	0.18	0.0	579.6	4.10	15.3	0.06	0.1	559.2	2.98	15.9	0.14	0.6	499.2	3.01	17.7

EMISSION RESULTS IN GRAMS PER MILE (PER MINUTE FOR IDLE)

FUEL ECONOMY IN MILES PER GALLON (MINUTES PER GALLON FOR IDLE)

FUEL ECONOMY CALCULATIONS ASSUME A 1:1.85 CARBON TO HYDROGEN RATIO

APPENDIX E,CONT'D

LISTING OF MODAL RESULTS ON INDIVIDUAL VEHICLES

CHICAGO

	VEH	YEAR	MAKE	MODL	CID	VEH	YEAR	MAKE	MODL	CID	VEH	YEAR	MAKE	MODL	CID
	007	1975	FORD	TRUC	302	008	1975	FORD	TRUC	360	009	1975	FORD	F100	360
MODE NO.	HC	CO	CO2	NOX	MPG	HC	CO	CO2	NOX	MPG	HC	CO	CO2	NOX	MPG
1	0.61	5.6	940.5	2.21	9.3	2.20	13.3	1064.3	4.51	8.1	2.78	57.5	1167.7	2.29	7.0
2	0.32	0.2	585.5	1.03	15.1	0.56	10.6	652.3	1.18	13.2	0.95	25.7	640.1	0.72	13.0
3	0.51	0.5	981.6	1.37	9.0	2.17	7.0	1214.1	1.66	7.2	2.98	26.5	1329.1	1.11	6.4
4	0.40	0.2	705.3	1.52	12.6	1.26	11.0	717.6	1.76	12.0	1.39	36.7	778.8	0.81	10.6
5	0.19	0.3	619.8	2.22	14.3	1.09	6.4	652.7	3.10	13.3	0.81	18.5	736.8	1.43	11.6
6	0.11	0.1	412.3	0.95	21.5	0.61	6.3	452.5	0.89	19.1	0.69	13.6	472.3	0.39	17.9
7	0.48	13.5	784.4	3.01	11.0	0.91	14.7	853.0	7.77	10.1	1.57	32.2	844.6	6.49	9.9
8	0.09	0.5	450.9	2.45	19.6	0.35	4.9	488.0	2.02	17.9	0.56	10.8	461.6	1.15	18.5
9	0.21	1.7	632.3	3.00	14.0	0.82	6.3	705.4	4.69	12.4	0.86	11.3	753.4	2.77	11.5
10	0.37	0.3	362.4	1.48	24.4	0.75	4.7	427.5	1.29	20.3	2.77	11.9	417.9	0.72	19.9
11	0.31	6.4	869.5	3.54	10.1	0.81	12.5	913.0	9.86	9.5	1.12	15.1	894.6	7.63	9.6
12	0.41	0.4	439.7	2.11	20.1	1.00	5.6	489.5	1.62	17.7	3.58	13.8	472.9	1.00	17.5
13	0.31	3.5	915.9	4.77	9.6	1.01	9.8	949.8	9.55	9.2	1.01	13.5	960.6	6.04	9.0
14	0.29	0.3	362.5	1.58	24.4	0.63	4.6	415.4	1.37	20.9	1.88	11.9	408.3	0.74	20.5
15	0.15	0.2	488.1	0.94	18.2	0.37	10.9	525.6	1.30	16.3	0.68	18.0	467.7	0.60	17.8
16	0.59	0.7	868.2	0.85	10.2	1.34	14.6	1127.9	1.56	7.7	2.69	30.8	1161.5	0.93	7.3
17	0.38	2.2	892.9	3.63	9.9	1.48	9.7	935.0	6.92	9.3	1.15	21.9	981.3	3.41	8.7
18	0.32	0.2	397.5	0.79	22.3	0.48	6.9	463.6	0.84	18.6	1.57	15.7	475.4	0.35	17.6
19	0.33	1.1	768.2	3.11	11.5	1.24	7.9	784.7	4.90	11.1	1.25	15.7	835.1	3.00	10.3
20	0.43	0.3	448.8	0.88	19.7	0.59	7.7	535.2	0.91	16.2	1.58	17.9	554.1	0.41	15.1
21	0.64	26.7	979.6	3.13	8.7	0.92	16.2	1063.3	10.95	8.1	1.99	43.4	995.3	9.43	8.3
22	0.37	0.4	407.2	1.63	21.7	0.93	5.6	468.0	1.51	18.5	3.12	13.8	463.7	0.77	17.9
23	0.31	0.6	920.0	3.17	9.6	1.66	18.6	1044.9	4.82	8.2	1.72	37.1	1046.9	1.91	8.0
24	0.23	0.9	701.1	4.06	12.6	0.89	7.0	746.8	6.12	11.7	0.72	12.6	776.0	3.79	11.1
25	0.26	0.3	383.8	1.79	23.0	0.73	5.4	441.4	1.64	19.6	1.81	10.7	409.0	0.84	20.6
26	0.20	0.3	620.6	1.19	14.3	0.62	12.7	710.6	1.47	12.1	1.10	25.3	654.3	0.81	12.7
27	0.29	1.2	813.5	5.08	10.9	1.08	8.7	851.5	7.49	10.2	0.83	12.0	871.5	4.23	9.9
28	0.33	0.3	395.5	1.40	22.4	0.86	6.3	464.5	1.28	18.6	2.74	12.3	458.4	0.72	18.2
29	0.30	0.5	875.3	2.95	10.1	1.64	15.0	974.7	4.06	8.8	1.72	35.6	1003.7	1.42	8.3
30	0.31	5.9	750.7	3.26	11.7	0.81	9.1	796.3	7.16	10.9	0.88	15.9	808.9	5.67	10.6
31	0.22	0.3	403.4	2.10	21.9	0.90	6.0	459.6	1.85	18.8	1.17	11.6	421.1	1.05	20.0
32	0.25	0.3	579.5	1.04	15.3	0.53	14.7	666.6	1.20	12.8	1.07	17.7	634.7	0.79	13.3
BAG ACT.	0.29	4.1	624.2	2.80	14.1	0.78	6.6	679.4	4.03	12.8	1.48	14.4	675.5	2.54	12.6
CALC.	0.30	2.5	615.8	2.70	14.3	0.82	8.4	675.7	4.13	12.8	1.55	16.9	669.7	2.50	12.7
33	0.07	0.0	107.3	0.15	82.5	0.25	0.6	137.2	0.17	63.9	0.33	1.8	141.4	0.12	61.1
34	1.99	0.0	1275.9	1.47	6.9	2.84	7.1	1684.4	1.58	5.2	7.06	18.2	1728.3	1.33	5.0
35	1.24	0.2	638.0	0.69	13.8	0.72	9.6	1187.0	1.24	7.4	4.88	8.6	851.4	0.65	10.1
36	1.02	0.1	629.6	0.87	14.0	0.83	2.9	624.0	0.62	14.1	2.57	6.3	591.1	0.45	14.6
37	0.06	0.1	488.2	1.10	18.2	0.54	4.4	488.1	1.24	17.9	0.36	11.1	487.2	0.75	17.5
38	0.09	0.1	458.6	1.21	19.3	0.51	5.2	537.9	1.14	16.2	0.45	12.3	574.2	0.50	14.9
39	0.12	0.3	517.3	3.53	17.1	0.24	4.4	580.2	3.10	15.1	0.50	9.3	559.6	1.62	15.4

EMISSION RESULTS IN GRAMS PER MILE (PER MINUTE FOR IDLE)

FUEL ECONOMY IN MILES PER GALLON (MINUTES PER GALLON FOR IDLE)

FUEL ECONOMY CALCULATIONS ASSUME A 1:1.85 CARBON TO HYDROGEN RATIO

APPENDIX E,CONT'D

LISTING OF MODAL RESULTS ON INDIVIDUAL VEHICLES

CHICAGO

	VEH	YEAR	MAKE	MODL	CID	VEH	YEAR	MAKE	MODL	CID	VEH	YEAR	MAKE	MODL	CID
	010	1975	GMC	TRUC	350	011	1975	AMMO	HORN	258	012	1975	BUIC	REGA	350
MODE NO.	HC	CO	CO2	NOX	MPG	HC	CO	CO2	NOX	MPG	HC	CO	CO2	NOX	MPG
1	0.30	0.3	1540.1	5.40	5.8	3.84	100.1	1120.1	6.27	6.9	0.48	16.3	1459.4	6.55	6.0
2	0.11	0.2	429.2	0.11	20.6	0.55	18.9	257.7	0.00	30.7	0.06	0.1	436.8	0.17	20.3
3	0.52	0.6	1809.8	1.57	4.9	4.23	118.7	1293.8	2.40	5.9	0.17	1.7	1603.2	2.09	5.5
4	0.18	0.2	967.4	2.38	9.2	0.70	8.2	873.8	2.78	10.0	0.12	0.7	1018.9	3.82	8.7
5	0.15	0.2	842.5	4.17	10.5	0.37	4.3	719.9	4.09	12.2	0.17	2.7	854.9	4.10	10.3
6	0.06	0.1	299.8	0.57	29.6	0.31	6.3	170.8	0.07	48.9	0.06	0.1	235.5	0.37	37.6
7	0.31	0.2	1108.8	6.86	8.0	2.54	123.1	776.3	7.03	9.1	0.60	102.9	1011.7	6.53	7.6
8	0.08	0.1	360.0	1.73	24.6	0.95	7.6	194.2	0.28	42.5	0.08	0.3	248.9	0.86	35.6
9	0.14	0.1	860.8	5.53	10.3	0.41	11.3	701.9	6.43	12.3	0.18	5.8	898.6	5.98	9.8
10	0.18	0.1	321.5	1.12	27.5	1.11	12.8	185.3	0.26	42.5	0.05	0.1	258.0	0.56	34.4
11	0.19	0.2	1102.6	6.84	8.0	1.78	57.2	783.0	7.44	10.1	0.29	15.0	1099.5	8.09	7.9
12	0.15	0.1	324.4	1.20	27.3	1.99	14.9	157.8	0.20	47.3	0.04	0.1	263.3	0.62	33.7
13	1.45	0.3	1316.0	7.29	6.7	1.38	38.4	839.4	7.80	9.8	0.26	12.3	1133.6	7.92	7.7
14	0.10	0.2	329.3	1.51	26.9	1.32	11.6	186.8	0.28	42.4	0.03	0.1	238.4	0.59	37.2
15	0.07	0.2	311.1	0.16	28.5	0.25	7.6	189.5	0.37	43.9	0.02	0.1	323.1	0.12	27.4
16	0.16	0.4	718.0	0.24	12.3	2.38	71.2	510.1	0.24	14.1	0.03	0.3	897.1	0.36	9.9
17	0.42	0.4	1323.2	6.48	6.7	1.60	33.3	863.4	6.17	9.6	0.16	4.8	1152.7	6.05	7.6
18	0.08	0.1	304.8	0.60	29.1	0.44	12.5	172.0	0.06	46.0	0.04	0.1	258.2	0.27	34.3
19	0.47	0.5	1207.0	6.10	7.3	1.67	30.1	839.9	6.86	9.9	0.13	2.0	1100.6	8.42	8.0
20	0.14	0.2	340.5	0.57	26.0	0.60	19.4	187.2	0.08	40.4	0.05	0.1	315.1	0.27	28.1
21	1.48	32.2	1430.0	5.52	6.0	2.56	96.7	903.8	8.75	8.3	0.71	67.5	1251.9	8.07	6.5
22	0.25	0.4	351.1	1.23	25.2	1.49	15.6	189.0	0.22	40.7	0.05	0.2	281.4	0.56	31.5
23	0.60	0.6	1473.9	5.62	6.0	1.79	39.2	1038.5	4.70	8.0	0.13	2.5	1254.7	5.30	7.0
24	0.45	0.5	1045.0	5.81	8.5	0.55	11.4	722.9	6.74	12.0	0.14	5.1	934.3	6.08	9.4
25	0.28	0.2	321.8	1.46	27.5	1.64	9.1	159.6	0.22	49.6	0.05	0.1	227.4	0.58	39.0
26	0.51	0.3	398.3	0.24	22.2	0.52	17.3	268.8	0.53	29.8	0.05	0.2	440.0	0.12	20.1
27	0.55	0.4	1158.7	6.28	7.6	0.87	17.2	766.1	6.36	11.2	0.14	5.5	1001.4	5.86	8.8
28	0.40	0.2	365.6	1.34	24.2	1.08	17.5	202.1	0.22	38.1	0.04	0.1	293.7	0.56	30.2
29	0.70	0.4	1315.2	4.86	6.7	1.48	33.4	948.3	3.09	8.8	0.14	4.6	1122.7	4.17	7.9
30	0.52	0.5	1150.3	5.74	7.7	1.28	41.5	756.2	7.80	10.8	0.26	18.6	1004.2	6.86	8.6
31	0.18	0.2	312.5	1.42	28.3	1.39	7.3	140.5	0.24	56.8	0.05	0.1	221.3	0.59	40.0
32	0.37	0.2	406.3	0.12	21.8	0.75	23.8	259.2	0.40	29.7	0.04	0.2	450.3	0.12	19.7
BAG ACT.	0.49	3.5	752.6	3.53	11.7	0.96	22.2	506.6	2.79	16.3	0.19	10.2	632.6	3.20	13.7
CALC.	0.34	1.1	743.1	3.46	11.9	0.95	22.2	505.3	2.65	16.3	0.13	7.3	630.4	3.00	13.8
33	0.01	0.0	108.8	0.02	81.5	0.40	9.9	61.6	0.05	113.2	0.01	0.0	79.5	0.03	111.6
34	0.29	0.4	1315.7	0.09	6.7	4.49	101.7	756.0	0.60	9.5	0.25	0.0	972.5	0.02	9.1
35	0.36	0.2	702.3	0.09	12.6	0.34	3.2	776.9	1.33	11.3	0.08	0.0	722.4	0.22	12.3
36	1.02	0.1	779.7	0.21	11.3	0.66	3.5	417.1	0.92	20.9	0.07	0.0	477.3	0.22	18.6
37	0.22	0.1	542.7	0.64	16.3	0.14	1.8	463.2	0.40	19.0	0.17	0.0	398.0	0.26	22.3
38	0.05	0.1	533.5	1.54	16.6	0.06	1.4	438.0	0.65	20.2	0.04	0.0	419.8	0.87	21.1
39	0.10	0.1	626.3	3.98	14.2	0.12	1.1	460.0	1.87	19.2	0.02	0.0	490.7	3.28	18.1

EMISSION RESULTS IN GRAMS PER MILE (PER MINUTE FOR IDLE)

FUEL ECONOMY IN MILES PER GALLON (MINUTES PER GALLON FOR IDLE)

FUEL ECONOMY CALCULATIONS ASSUME A 1:1.85 CARBON TO HYDROGEN RATIO

APPENDIX E,CONT'D

LISTING OF MODAL RESULTS ON INDIVIDUAL VEHICLES

CHICAGO

	VEH 013	YEAR 1975	MAKE BUIC	MODL ELEC	CID 455	VEH 014	YEAR 1975	MAKE BUIC	MODL LESA	CID 350	VEH 015	YEAR 1975	MAKE CADI	MODL DEVI	CID 500
MODE NO.	HC	CO	CO2	NOX	MPG	HC	CO	CO2	NOX	MPG	HC	CO	CO2	NOX	MPG
1	1.34	36.9	1598.6	10.60	5.3	1.45	37.5	1380.8	4.32	6.1	0.95	83.7	1848.1	2.19	4.5
2	0.14	1.5	513.4	0.11	17.2	1.09	30.1	379.3	0.17	20.6	0.14	6.2	481.1	0.07	18.1
3	0.41	16.7	1702.7	2.09	5.1	3.20	55.4	1395.8	0.21	5.9	0.38	44.8	1921.7	0.27	4.5
4	0.55	11.4	1109.0	4.62	7.9	1.36	39.7	935.6	1.34	8.9	0.55	40.0	1222.7	0.24	6.9
5	0.30	2.0	951.3	9.39	9.3	0.66	14.0	819.0	3.37	10.5	0.81	44.0	1020.0	0.50	8.1
6	0.16	0.0	268.6	0.30	33.0	0.25	9.5	265.6	0.20	31.5	0.35	9.7	250.2	0.09	33.3
7	3.50	255.3	1108.2	6.73	5.8	2.40	135.0	922.9	4.58	7.8	3.93	284.8	1237.6	2.27	5.2
8	0.19	0.2	246.5	1.17	35.9	0.08	1.2	291.0	1.24	30.3	0.50	8.9	255.3	0.17	32.8
9	0.22	1.7	1015.1	14.45	8.7	0.19	6.0	844.8	4.37	10.4	1.42	102.0	1032.4	1.69	7.4
10	0.07	0.0	287.1	0.84	30.9	0.46	5.6	285.5	0.84	30.0	0.43	10.9	276.3	0.24	30.1
11	0.56	14.2	1241.2	17.42	7.0	0.39	19.4	1066.3	6.36	8.1	3.05	179.8	1253.8	4.19	5.7
12	0.11	0.4	271.3	0.84	32.6	0.49	7.0	292.6	1.00	29.1	0.68	13.0	276.8	0.32	29.7
13	0.39	8.1	1270.8	19.08	6.9	0.44	19.5	1091.1	7.11	7.9	2.88	154.2	1305.3	4.39	5.7
14	0.05	0.0	258.0	0.93	34.4	0.21	4.5	269.4	0.88	32.0	0.45	13.0	258.0	0.32	31.7
15	0.01	0.0	376.2	0.81	23.6	0.72	28.2	283.6	0.45	26.9	0.68	21.1	329.0	1.11	24.4
16	0.00	0.0	1067.0	1.58	8.3	1.93	62.8	756.3	0.00	10.3	1.51	41.1	946.2	1.71	8.7
17	0.54	17.5	1247.5	14.91	7.0	0.63	17.0	1094.6	6.30	7.9	2.10	123.0	1340.5	2.70	5.8
18	0.06	0.4	297.9	0.45	29.7	0.49	20.0	258.8	0.21	30.4	0.75	18.9	280.7	0.40	28.4
19	0.47	9.5	1242.4	13.73	7.1	0.63	25.0	1016.5	4.95	8.4	2.81	125.1	1270.7	3.88	6.0
20	0.09	0.5	367.2	0.38	24.1	1.03	23.8	305.7	0.23	25.6	1.01	20.5	335.0	0.51	24.0
21	3.04	166.2	1320.4	12.98	5.6	1.61	102.2	1139.2	5.71	6.8	4.70	331.6	1415.0	4.13	4.5
22	0.14	0.0	301.7	0.84	29.4	0.60	8.9	296.8	0.64	28.4	0.56	15.5	293.4	0.38	27.8
23	0.50	15.6	1370.3	12.32	6.4	1.21	41.8	1173.7	3.19	7.1	1.48	91.6	1487.8	2.42	5.4
24	0.36	5.3	1045.6	14.92	8.4	0.32	11.9	873.8	5.23	9.9	2.46	117.2	1022.4	3.64	7.3
25	0.12	0.3	230.8	1.04	38.3	0.16	5.3	258.0	0.84	33.3	0.45	12.5	240.9	0.33	33.9
26	0.02	0.0	538.7	1.12	16.5	0.96	39.2	392.6	0.29	19.4	1.13	30.6	457.8	1.58	17.4
27	0.33	6.6	1114.6	16.37	7.9	0.34	10.6	970.5	6.41	9.0	2.67	120.3	1127.9	4.13	6.7
28	0.06	0.4	315.6	0.81	28.1	0.62	12.2	307.6	0.64	27.0	0.50	15.5	305.9	0.42	26.8
29	0.67	24.8	1234.6	8.52	7.0	1.43	47.5	1021.5	2.49	8.1	1.84	103.9	1301.9	2.50	6.0
30	0.93	28.7	1169.6	15.81	7.3	0.63	33.2	931.5	5.32	9.0	3.19	178.9	1154.0	3.83	6.1
31	0.13	0.8	212.4	1.05	41.5	0.11	4.0	262.6	0.97	33.0	0.58	13.8	237.2	0.38	34.0
32	0.38	14.6	516.0	0.58	16.4	1.07	32.9	391.7	0.46	19.9	1.07	30.9	452.5	1.58	17.6
BAG ACT.	0.42	18.3	698.2	6.34	12.2	0.64	16.7	618.1	2.59	13.7	1.25	72.0	714.8	1.22	10.7
CALC.	0.37	14.1	699.3	6.24	12.3	0.64	20.2	619.9	2.69	13.6	1.28	66.2	713.9	1.55	10.8
33	0.01	0.0	133.8	0.14	66.3	0.22	2.8	93.1	0.03	90.4	0.04	0.0	117.5	0.12	75.4
34	0.25	0.7	1593.0	1.08	5.6	1.12	7.1	1170.7	0.02	7.5	0.52	0.0	1422.6	1.35	6.2
35	0.15	0.4	802.8	0.47	11.0	1.99	33.6	854.6	0.48	9.7	0.43	0.0	831.5	0.62	10.7
36	0.10	0.3	648.3	0.50	13.7	1.48	23.1	542.3	0.33	15.2	2.77	15.3	539.5	0.03	15.5
37	0.22	0.2	510.5	0.28	17.3	0.86	22.0	370.9	0.60	21.7	1.53	24.5	437.2	0.54	18.5
38	0.08	0.1	505.6	1.31	17.5	0.10	5.5	451.9	0.47	19.3	0.31	20.4	521.4	0.29	16.0
39	0.06	0.1	581.9	5.25	15.2	0.04	0.2	548.6	3.01	16.2	0.65	40.7	597.9	1.01	13.4

EMISSION RESULTS IN GRAMS PER MILE (PER MINUTE FOR IDLE)

FUEL ECONOMY IN MILES PER GALLON (MINUTES PER GALLON FOR IDLE)

FUEL ECONOMY CALCULATIONS ASSUME A 1:1.85 CARBON TO HYDROGEN RATIO

APPENDIX E,CONT'D

LISTING OF MODAL RESULTS ON INDIVIDUAL VEHICLES

CHICAGO

	VEH	YEAR	MAKE	MODL	CID	VEH	YEAR	MAKE	MODL	CID	VEH	YEAR	MAKE	MODL	CID
	016	1975	CHEV	VEGA	140	017	1975	CHEV	NOVA	250	018	1975	CHEV	MALI	350
MODE NO.	HC	CO	CO2	NOX	MPG	HC	CO	CO2	NOX	MPG	HC	CO	CO2	NOX	MPG
1	5.34	113.1	574.8	1.26	11.5	0.84	46.3	1198.9	6.20	7.0	1.35	68.7	1167.4	3.49	6.9
2	0.44	12.1	242.3	0.28	33.8	0.02	0.8	345.0	0.79	25.6	0.07	2.3	386.5	0.11	22.7
3	0.82	19.6	728.2	0.63	11.7	0.06	0.0	1335.5	7.86	6.6	0.15	14.1	1360.4	1.27	6.4
4	0.16	1.1	463.3	0.91	19.1	0.06	1.1	839.6	3.16	10.5	0.13	4.4	863.8	1.36	10.2
5	0.14	4.0	350.6	1.79	24.8	0.12	5.7	766.3	4.96	11.4	0.47	18.6	745.0	2.66	11.4
6	0.05	0.0	147.5	0.80	60.1	0.01	0.0	165.3	0.12	53.7	0.13	8.0	218.4	0.05	38.3
7	0.58	9.7	399.4	2.38	21.3	3.24	214.2	869.2	3.44	7.3	1.67	182.7	877.5	2.58	7.6
8	0.24	4.4	161.1	1.66	52.6	0.05	0.2	182.9	0.27	48.4	0.24	9.1	213.6	0.37	38.8
9	0.10	1.0	387.3	2.91	22.8	1.08	49.8	738.7	5.08	10.8	0.93	39.6	766.1	5.20	10.7
10	0.03	0.6	152.1	1.83	58.0	0.02	0.6	196.2	0.28	45.0	0.06	3.5	243.0	0.47	35.7
11	0.94	20.5	457.0	3.74	18.0	2.62	148.7	856.9	4.90	8.1	1.91	115.1	852.1	5.01	8.5
12	0.09	0.7	171.6	2.64	51.3	0.05	1.5	183.0	0.25	47.8	0.17	8.3	239.6	0.31	35.1
13	1.47	33.1	497.5	4.56	16.0	1.90	89.8	932.6	6.70	8.2	2.05	99.1	898.0	5.63	8.4
14	0.04	0.8	144.8	1.93	60.7	0.02	0.8	182.2	0.36	48.4	0.12	6.8	224.3	0.29	37.7
15	0.13	4.9	200.9	0.70	42.5	0.02	2.7	254.6	0.73	34.3	0.02	2.7	304.0	0.12	28.8
16	3.23	84.7	400.0	0.12	16.3	0.04	6.5	757.5	0.84	11.6	0.03	6.5	777.2	0.37	11.3
17	1.93	53.7	476.5	2.57	15.7	0.98	44.7	987.9	5.90	8.4	1.22	56.2	940.5	4.67	8.6
18	0.04	1.2	159.2	0.82	55.1	0.02	1.6	191.4	0.12	45.8	0.08	5.7	236.1	0.15	36.2
19	0.66	25.7	450.6	1.37	18.0	0.81	37.8	930.4	5.53	8.9	0.89	41.9	941.6	4.18	8.8
20	0.05	2.0	194.1	1.04	44.9	0.02	2.0	240.6	0.19	36.4	0.32	11.8	283.0	0.19	29.3
21	2.06	46.9	478.9	3.78	15.9	3.83	261.6	922.3	3.28	6.6	2.14	242.8	937.5	2.65	6.7
22	0.08	3.4	174.3	1.65	49.4	0.05	1.5	211.9	0.33	41.4	0.25	10.5	248.4	0.45	33.4
23	3.25	92.5	506.8	1.72	13.4	0.55	30.1	1060.3	5.47	8.0	0.40	25.2	1087.9	4.05	7.9
24	0.32	11.8	402.7	3.47	21.0	1.64	95.2	724.5	4.23	10.1	1.12	45.5	784.4	4.50	10.3
25	0.02	1.3	142.6	2.13	61.3	0.05	1.6	155.0	0.32	56.3	0.28	12.4	206.8	0.40	39.1
26	0.19	8.7	288.1	0.83	29.3	0.07	3.2	365.9	1.06	23.9	0.04	5.6	412.5	0.18	21.1
27	1.12	33.5	431.1	3.55	18.2	1.03	49.3	835.1	5.20	9.7	1.47	54.8	821.4	5.40	9.7
28	0.03	3.0	164.2	1.57	52.5	0.03	0.7	226.6	0.36	39.0	0.25	12.4	262.1	0.37	31.4
29	3.33	90.9	465.4	1.34	14.3	0.06	1.4	945.7	4.07	9.4	0.70	37.4	941.2	2.21	8.9
30	0.31	12.2	403.8	3.65	20.9	2.56	159.9	790.9	3.92	8.4	1.28	87.4	837.5	3.73	9.1
31	0.04	2.4	154.0	1.51	56.2	0.04	0.5	145.4	0.28	60.6	0.37	14.5	187.1	0.45	42.1
32	0.17	10.8	260.8	0.75	31.9	0.02	0.0	356.7	1.04	24.9	0.05	4.7	399.2	0.17	21.8
BAG ACT.	0.59	15.4	301.4	2.40	27.1	0.61	37.7	514.1	2.34	15.4	0.92	43.0	541.9	2.03	14.5
CALC.	0.57	16.4	302.6	2.33	26.9	0.59	33.1	518.5	2.20	15.5	0.77	40.1	546.0	1.99	14.5
33	0.35	7.6	28.3	0.00	214.9	0.02	0.0	93.1	0.29	95.3	0.01	0.0	91.4	0.08	97.1
34	2.86	27.8	747.2	0.98	11.1	0.27	0.0	1129.5	1.98	7.9	0.23	0.0	1090.5	0.48	8.1
35	0.12	0.2	543.6	0.42	16.3	0.16	0.0	573.8	0.36	15.5	0.11	0.0	729.9	0.41	12.2
36	0.06	0.1	388.4	0.34	22.8	0.10	0.0	384.5	0.31	23.1	0.06	0.1	474.1	0.29	18.7
37	0.03	0.0	225.7	0.95	39.3	0.07	0.0	312.4	0.81	28.4	0.09	0.0	440.7	0.29	20.1
38	0.05	0.1	208.2	1.35	42.6	0.05	0.0	450.4	0.44	19.7	0.03	0.0	440.9	1.08	20.1
39	0.04	0.0	254.7	3.89	34.8	0.03	0.0	447.4	2.71	19.8	0.03	0.6	509.5	2.88	17.4

EMISSION RESULTS IN GRAMS PER MILE (PER MINUTE FOR IDLE)

FUEL ECONOMY IN MILES PER GALLON (MINUTES PER GALLON FOR IDLE)

FUEL ECONOMY CALCULATIONS ASSUME A 1:1.85 CARBON TO HYDROGEN RATIO

APPENDIX E,CONT'D

LISTING OF MODAL RESULTS ON INDIVIDUAL VEHICLES

CHICAGO

	VEH 019	YEAR 1975	MAKE CHEV	MODL IMPA	CID 350	VEH 020	YEAR 1975	MAKE CHEV	MODL IMPA	CID 350	VEH 021	YEAR 1975	MAKE CHEV	MODL CAPR	CID 400
MODE NO.	HC	CO	CO2	NOX	MPG	HC	CO	CO2	NOX	MPG	HC	CO	CO2	NOX	MPG
1	0.56	24.4	1128.0	4.18	7.6	0.71	41.0	1372.5	6.61	6.2	0.22	1.5	2006.4	11.84	4.4
2	0.09	0.0	479.6	0.27	18.5	0.04	5.3	428.2	0.45	20.3	0.11	0.0	401.9	0.63	22.1
3	0.07	0.0	1170.2	0.60	7.6	0.16	18.0	1613.3	2.91	5.4	0.20	0.4	1826.6	4.65	4.9
4	0.29	14.2	820.8	1.22	10.5	0.29	20.1	973.7	2.57	8.8	0.17	0.2	1150.5	4.93	7.7
5	0.09	0.7	704.1	3.01	12.6	0.12	3.3	832.6	5.22	10.6	0.07	0.1	1026.3	5.30	8.6
6	0.03	0.0	306.4	0.69	29.0	0.04	2.0	228.7	0.35	38.3	0.06	0.1	216.0	0.73	41.0
7	1.57	97.3	869.8	4.29	8.6	2.40	167.9	978.3	4.23	7.1	2.50	20.7	1289.9	9.36	6.7
8	0.05	0.5	323.3	1.72	27.4	0.12	3.2	222.0	0.86	39.0	0.08	0.2	248.0	1.28	35.7
9	0.14	5.0	744.0	6.11	11.8	0.32	11.2	867.1	8.74	10.0	0.08	0.2	1040.4	11.79	8.5
10	0.04	0.6	297.9	1.21	29.7	0.10	3.4	244.8	0.54	35.4	0.06	0.1	248.6	1.39	35.7
11	1.24	77.4	896.7	6.53	8.7	1.87	112.4	962.8	6.37	7.7	0.29	7.2	1303.5	14.48	6.7
12	0.09	1.9	331.9	1.73	26.5	0.12	3.7	243.7	0.64	35.5	0.07	0.1	250.6	1.10	35.4
13	0.77	44.4	948.3	7.73	8.7	1.18	61.4	1045.8	8.35	7.7	0.11	0.2	1440.7	16.10	6.2
14	0.04	2.1	293.5	1.21	29.9	0.07	3.7	232.5	0.66	37.2	0.04	0.1	225.7	0.90	39.3
15	0.03	0.5	409.4	0.24	21.6	0.01	3.8	304.0	0.12	28.6	0.03	0.1	300.1	0.37	29.5
16	0.04	4.9	930.7	0.70	9.5	0.04	14.5	885.3	0.24	9.8	0.04	0.5	860.8	1.11	10.3
17	0.24	13.1	972.3	6.99	8.9	0.63	31.9	1081.9	7.22	7.8	0.09	0.2	1400.1	13.23	6.3
18	0.03	0.8	327.8	0.66	27.0	0.04	3.6	247.1	0.24	35.1	0.04	0.1	238.0	0.88	37.2
19	0.32	16.5	895.1	5.10	9.6	0.47	33.3	1040.9	5.29	8.1	0.08	0.2	1264.8	9.96	7.0
20	0.07	2.0	388.0	0.76	22.7	0.09	8.6	299.0	0.19	28.4	0.06	0.1	291.5	0.93	30.4
21	1.93	116.2	999.8	6.72	7.5	2.63	176.4	1076.6	5.12	6.5	0.52	12.9	1666.2	18.70	5.3
22	0.08	2.6	331.5	1.19	26.4	0.09	4.8	266.0	0.44	32.4	0.05	0.1	250.2	0.82	35.4
23	0.23	11.4	1018.8	4.74	8.6	0.31	20.5	1204.4	5.21	7.2	0.10	0.4	1461.4	10.74	6.1
24	0.33	19.6	784.9	6.22	10.9	0.33	18.7	890.8	7.21	9.6	0.09	0.2	1086.3	11.82	8.2
25	0.06	4.8	298.4	1.28	29.0	0.08	3.4	214.9	0.64	40.2	0.06	0.1	212.6	1.19	41.7
26	0.06	3.1	544.8	0.34	16.1	0.02	7.1	437.3	0.12	19.8	0.06	0.4	434.9	0.66	20.4
27	0.32	17.9	858.0	6.57	10.0	0.24	12.5	962.7	7.70	9.0	0.07	0.2	1173.3	12.79	7.6
28	0.08	4.8	333.0	0.91	26.0	0.03	4.1	282.7	0.53	30.7	0.04	0.1	265.5	0.82	33.4
29	0.13	11.4	979.5	3.30	8.9	0.13	12.7	1085.1	4.30	8.0	0.10	0.4	1268.4	8.56	7.0
30	0.91	48.6	846.6	6.00	9.6	1.21	73.8	934.3	6.52	8.4	0.25	12.7	1162.8	13.25	7.5
31	0.13	5.1	286.6	1.37	30.1	0.06	3.5	197.6	0.71	43.7	0.05	0.2	250.1	1.41	35.4
32	0.05	3.1	494.0	0.22	17.8	0.12	8.4	426.4	0.11	20.2	0.04	0.2	439.3	0.70	20.2
BAG ACT.	0.30	17.2	606.4	3.17	14.0	0.44	25.9	680.4	3.38	12.3	0.08	4.0	652.7	4.68	13.5
CALC.	0.30	16.8	601.4	3.22	14.1	0.38	23.2	606.8	3.01	13.8	0.14	1.5	709.8	5.99	12.5
33	0.01	0.0	96.8	0.09	91.7	0.02	0.0	110.8	0.21	80.1	0.02	0.0	50.1	0.04	176.6
34	0.15	0.4	1179.9	0.61	7.5	0.27	0.4	1359.8	1.58	6.5	0.33	0.4	608.1	0.04	14.6
35	0.07	0.1	793.4	0.50	11.2	0.14	0.2	686.1	0.73	12.9	0.13	0.2	474.9	0.12	18.7
36	0.06	0.1	510.1	0.43	17.4	0.10	0.2	513.2	0.43	17.3	0.08	0.1	323.2	0.18	27.4
37	0.09	0.0	456.7	0.37	19.4	0.10	0.1	468.5	0.41	18.9	0.16	0.1	370.6	0.69	23.9
38	0.04	0.0	440.2	1.18	20.2	0.04	0.1	475.0	1.34	18.7	0.04	0.1	429.8	2.69	20.6
39	0.03	0.5	506.0	3.13	17.5	0.02	0.1	549.4	3.53	16.1	0.03	0.1	535.3	6.55	16.6

EMISSION RESULTS IN GRAMS PER MILE (PER MINUTE FOR IDLE)

FUEL ECONOMY IN MILES PER GALLON (MINUTES PER GALLON FOR IDLE)

FUEL ECONOMY CALCULATIONS ASSUME A 1:1.85 CARBON TO HYDROGEN RATIO

APPENDIX E,CONT'D

LISTING OF MODAL RESULTS ON INDIVIDUAL VEHICLES

CHICAGO

	VEH	YEAR	MAKE	MODL	CID	VEH	YEAR	MAKE	MODL	CID	VEH	YEAR	MAKE	MODL	CID
	022	1975	CHRY	NEWP	400	023	1975	DODG	CHAR	318	024	1975	DODG	DART	225
MODE NO.	HC	CO	CO2	NOX	MPG	HC	CO	CO2	NOX	MPG	HC	CO	CO2	NOX	MPG
1	3.80	149.4	1892.6	7.92	4.1	7.20	283.7	1199.7	3.81	5.3	3.26	88.3	1039.6	6.51	7.5
2	0.07	2.2	535.0	0.29	16.5	1.17	30.4	542.9	0.74	14.9	0.17	6.0	268.1	1.13	31.9
3	0.81	51.8	2173.0	3.27	3.9	2.94	104.2	1493.6	3.70	5.3	4.90	156.4	1211.4	0.21	6.0
4	0.28	9.3	1251.3	4.30	7.0	3.98	147.2	833.7	3.35	8.2	0.90	34.3	779.4	1.14	10.6
5	0.32	12.8	1075.6	5.52	8.1	4.10	165.9	696.8	2.59	9.1	0.22	5.0	676.4	3.95	13.0
6	0.02	1.3	297.2	0.75	29.7	0.54	9.8	278.3	1.26	30.1	0.02	0.0	161.2	0.35	55.0
7	3.74	180.7	1280.0	8.19	5.6	5.56	204.7	934.9	6.67	7.0	1.53	74.3	893.3	11.21	8.7
8	0.06	1.4	307.4	0.67	28.6	0.50	12.2	267.9	1.17	30.7	0.04	0.2	186.2	0.75	47.5
9	0.50	32.5	1106.0	6.81	7.7	3.97	150.3	741.6	5.16	9.0	0.19	7.9	712.2	11.05	12.2
10	0.03	1.8	311.1	0.54	28.3	0.44	12.1	302.4	1.11	27.5	0.36	5.3	169.9	0.49	49.5
11	1.76	100.8	1315.6	7.62	6.0	2.88	147.6	1019.6	3.80	7.0	1.03	35.8	854.4	13.80	9.7
12	0.04	2.6	321.5	0.45	27.3	0.37	12.0	324.1	0.79	25.8	0.20	3.7	162.9	0.56	52.4
13	0.71	46.2	1423.6	8.75	5.9	3.86	171.9	995.0	4.41	6.9	0.79	39.7	877.3	10.45	9.4
14	0.02	1.9	281.3	0.51	31.2	0.31	8.7	279.8	1.18	30.1	0.13	2.1	161.3	0.54	53.8
15	0.01	2.7	396.4	0.25	22.2	0.73	18.9	397.6	0.82	20.7	0.01	0.0	186.9	0.24	47.5
16	0.04	11.2	1086.2	0.12	8.0	1.28	49.8	1162.6	0.74	7.1	1.90	70.9	508.6	0.00	14.2
17	0.40	26.5	1427.7	6.96	6.0	4.86	217.8	975.4	2.92	6.7	0.87	27.1	892.3	7.19	9.5
18	0.02	3.2	308.1	0.49	28.3	0.54	11.8	329.4	1.16	25.4	0.02	2.0	160.7	0.36	54.1
19	0.60	43.5	1397.4	6.34	6.0	4.55	214.8	949.3	2.59	6.8	0.71	25.1	871.8	7.39	9.7
20	0.03	3.5	384.2	0.50	22.8	0.58	15.7	402.5	1.16	20.7	0.15	8.1	184.7	0.30	44.8
21	3.10	176.8	1487.3	8.14	5.0	4.63	214.9	1118.0	4.97	6.0	2.71	148.3	913.7	6.62	7.7
22	0.04	2.6	327.5	0.37	26.8	0.37	14.0	341.3	0.90	24.3	0.46	7.0	174.0	0.47	47.6
23	0.19	16.4	1677.3	6.20	5.2	4.85	192.0	1108.8	4.32	6.2	1.48	51.2	969.3	2.45	8.4
24	0.36	26.9	1144.4	7.31	7.5	3.87	166.0	771.1	3.60	8.5	0.15	4.7	729.4	10.82	12.0
25	0.02	2.4	270.8	0.50	32.3	0.27	9.3	275.2	0.99	30.5	0.04	0.8	156.8	0.56	56.1
26	0.00	4.7	567.8	0.36	15.4	0.89	30.7	576.1	0.96	14.2	0.00	0.8	270.8	0.29	32.6
27	0.17	13.0	1272.5	6.61	6.9	4.08	187.4	861.5	2.89	7.6	0.35	10.2	794.7	11.54	10.9
28	0.02	3.0	345.0	0.51	25.4	0.37	14.0	347.8	0.90	23.9	0.50	9.3	186.9	0.50	43.7
29	0.17	13.5	1505.3	5.22	5.8	3.66	143.9	1012.1	3.88	7.1	1.30	39.7	884.6	2.76	9.3
30	0.96	62.4	1262.2	7.02	6.5	4.64	193.6	838.1	4.20	7.7	0.71	42.5	807.9	8.78	10.1
31	0.03	2.7	284.0	0.49	30.8	0.29	11.3	284.9	1.02	29.2	0.02	1:3	134.7	0.46	64.8
32	0.07	6.1	550.5	0.23	15.8	1.08	30.9	568.1	0.93	14.3	0.12	4.6	269.8	0.46	32.0
BAG ACT.	0.42	23.0	788.5	3.12	10.7	1.79	80.9	601.3	2.31	12.1	0.57	19.2	483.2	3.98	17.2
CALC.	0.38	22.1	787.6	3.09	10.8	1.87	79.2	606.0	2.38	12.1	0.51	18.5	482.0	3.80	17.3
33	0.04	0.0	115.7	0.02	76.6	0.16	7.0	146.9	0.14	56.0	0.51	12.3	59.8	0.01	110.0
34	0.78	0.6	1420.5	0.11	6.2	1.82	91.7	1802.3	1.65	4.5	6.18	127.9	734.7	0.14	9.3
35	0.25	0.5	867.6	0.16	10.2	0.59	34.4	1006.6	0.77	8.4	3.07	54.4	378.7	0.02	18.7
36	0.15	0.3	598.4	0.13	14.8	0.50	26.0	605.1	0.50	13.7	2.16	25.4	388.8	0.27	20.4
37	0.05	0.2	391.9	0.81	22.6	0.93	19.8	389.7	1.25	20.9	0.08	0.0	290.1	2.67	30.6
38	0.05	0.1	451.7	3.71	19.6	0.84	20.7	412.9	3.29	19.8	0.07	0.0	329.2	1.53	26.9
39	0.05	0.2	600.2	3.95	14.8	0.51	43.0	558.2	2.04	14.1	0.06	0.1	405.7	3.95	21.9

EMISSION RESULTS IN GRAMS PER MILE (PER MINUTE FOR IDLE)

FUEL ECONOMY IN MILES PER GALLON (MINUTES PER GALLON FOR IDLE)

FUEL ECONOMY CALCULATIONS ASSUME A 1:1.85 CARBON TO HYDROGEN RATIO

LISTING OF MODAL RESULTS ON INDIVIDUAL VEHICLES

CHICAGO

	VEH 025	YEAR 1975	MAKE FORD	MODL PINT	CID 140	VEH 026	YEAR 1975	MAKE FORD	MODL ELIT	CID 351	VEH 027	YEAR 1975	MAKE FORD	MODL GRAN	CID 250
MODE NO.	HC	CO	CO2	NOX	MPG	HC	CO	CO2	NOX	MPG	HC	CO	CO2	NOX	MPG
1	1.18	26.0	661.9	2.21	12.6	6.77	226.5	1683.9	3.74	4.3	2.03	79.1	1255.8	4.05	6.4
2	0.56	6.1	355.6	0.57	24.2	2.26	41.5	491.7	0.15	15.7	0.44	0.8	379.1	0.51	23.3
3	0.58	9.8	752.9	0.11	11.5	8.64	308.2	1716.4	1.53	4.0	2.33	15.4	1303.8	3.15	6.6
4	0.34	7.7	439.0	0.82	19.6	3.79	118.5	1148.4	1.42	6.6	1.26	26.9	812.3	3.05	10.3
5	0.65	6.1	376.5	3.41	22.9	2.47	41.1	1091.2	1.92	7.6	0.75	34.2	758.5	2.95	10.9
6	0.29	3.3	224.0	1.45	38.6	0.75	6.3	342.2	0.22	25.0	0.43	2.7	269.1	0.37	32.3
7	0.67	27.8	441.7	3.78	18.2	3.22	106.1	1140.5	5.38	6.7	3.32	206.7	925.4	3.28	7.0
8	0.35	3.4	241.8	3.23	35.7	0.51	4.4	334.5	0.53	25.9	1.31	3.4	252.6	0.87	33.9
9	0.56	5.5	387.4	5.01	22.3	2.07	41.2	912.3	4.08	9.0	1.92	122.2	793.9	2.77	8.9
10	0.20	2.8	217.2	1.83	39.9	1.71	16.8	343.0	0.39	23.7	1.34	2.8	252.1	0.59	34.0
11	1.55	36.8	489.3	4.22	16.1	3.39	103.7	1104.0	5.39	6.9	1.73	129.7	948.8	3.66	7.7
12	0.25	2.6	247.3	2.56	35.2	2.49	22.0	339.7	0.44	23.2	1.72	2.2	244.4	0.59	35.0
13	1.19	42.2	516.0	5.07	15.1	3.42	93.0	1231.3	4.92	6.4	0.96	85.1	1025.7	3.93	7.6
14	0.18	2.7	211.6	2.01	41.0	1.44	13.4	327.3	0.40	25.1	1.31	2.7	242.4	0.69	35.4
15	0.17	3.3	258.0	0.33	33.7	1.07	31.5	351.8	0.27	21.9	0.25	5.5	277.1	0.70	31.0
16	0.35	6.5	662.4	0.37	13.2	5.40	230.1	811.3	0.21	7.5	1.08	14.6	730.6	0.98	11.7
17	1.77	54.6	498.7	3.14	15.0	3.33	97.4	1373.5	3.62	5.8	0.69	46.1	1037.5	4.59	8.0
18	0.42	4.4	230.1	1.09	37.2	1.02	18.1	339.4	0.17	23.9	0.34	2.4	252.6	0.33	34.5
19	0.90	29.5	462.2	3.20	17.4	3.55	107.5	1204.1	3.32	6.4	0.72	60.4	972.5	3.48	8.3
20	0.30	5.6	267.6	1.19	32.0	1.78	35.7	369.0	0.14	20.6	0.39	3.6	303.9	0.35	28.6
21	3.11	50.4	529.4	4.28	14.4	4.38	147.3	1301.8	6.84	5.7	4.23	283.6	1032.9	3.16	5.9
22	0.33	3.7	239.5	1.99	36.0	2.11	25.3	353.6	0.35	22.2	1.46	4.1	257.7	0.62	33.0
23	1.00	35.1	575.7	1.77	14.0	6.54	175.4	1494.2	2.76	5.0	1.00	41.6	1077.0	4.51	7.7
24	0.71	22.2	419.3	4.46	19.4	1.89	44.7	1075.9	3.52	7.7	1.11	84.7	806.4	3.16	9.4
25	0.20	2.7	217.8	2.27	39.9	1.12	8.3	318.6	0.43	26.5	1.28	3.2	228.0	0.68	37.4
26	0.24	6.3	352.7	0.54	24.4	1.39	44.1	497.1	0.63	15.6	0.31	9.5	389.3	0.89	21.9
27	0.87	33.9	464.5	4.38	17.1	2.36	67.1	1137.6	3.66	7.1	0.64	51.4	910.7	3.88	8.9
28	0.19	2.6	233.5	1.77	37.3	1.67	26.8	369.7	0.35	21.3	1.02	4.1	283.7	0.67	30.3
29	0.77	27.9	577.6	1.82	14.2	4.57	122.6	1391.2	1.79	5.6	0.85	40.1	968.6	3.81	8.6
30	0.75	26.9	444.2	4.65	18.2	2.31	65.7	1106.1	3.97	7.3	2.43	167.8	863.8	3.22	7.8
31	0.22	3.5	234.4	2.81	36.9	0.90	6.5	314.2	0.48	27.1	1.13	3.8	219.6	0.69	38.7
32	0.20	4.6	338.0	0.41	25.7	1.49	53.8	463.3	0.21	16.1	0.36	9.3	376.6	0.81	22.6
BAG ACT.	0.79	16.7	356.9	3.01	23.0	2.05	49.3	762.8	2.01	10.5	0.94	46.0	578.1	2.02	13.6
CALC.	0.70	16.4	357.0	2.95	23.1	2.05	48.8	761.0	1.94	10.5	0.99	40.1	581.4	1.99	13.7
33	0.06	0.5	66.6	0.03	131.2	0.88	32.0	101.8	0.05	57.3	0.19	0.3	86.0	0.15	102.0
34	0.76	5.4	793.5	0.55	11.0	8.51	309.0	1342.8	0.66	4.8	1.95	3.4	1013.5	1.00	8.7
35	0.44	7.6	692.9	0.47	12.6	3.56	119.9	701.9	0.33	9.8	0.55	3.4	786.1	1.00	11.2
36	0.27	5.1	408.8	0.37	21.2	1.82	49.5	625.5	0.36	12.5	0.54	1.5	406.1	0.54	21.6
37	0.34	5.0	277.0	0.73	31.0	1.92	5.9	657.6	0.35	13.2	0.26	3.0	428.1	0.83	20.5
38	0.41	3.2	251.0	1.92	34.5	0.60	11.2	610.3	0.53	14.1	0.24	4.9	456.3	0.97	19.1
39	0.44	3.2	302.4	4.65	28.7	0.39	11.2	654.6	1.38	13.2	0.11	6.5	495.7	2.70	17.5

EMISSION RESULTS IN GRAMS PER MILE (PER MINUTE FOR IDLE)

FUEL ECONOMY IN MILES PER GALLON (MINUTES PER GALLON FOR IDLE)

FUEL ECONOMY CALCULATIONS ASSUME A 1:1.85 CARBON TO HYDROGEN RATIO

APPENDIX E,CONT'D

LISTING OF MODAL RESULTS ON INDIVIDUAL VEHICLES

CHICAGO

	VEH	YEAR	MAKE	MODL	CID	VEH	YEAR	MAKE	MODL	CID	VEH	YEAR	MAKE	MODL	CID
	028	1975	FORD	LTD	351	029	1975	FORD	LTD	400	030	1975	MERC	COUG	351
MODE NO.	HC	CO	CO2	NOX	MPG	HC	CO	CO2	NOX	MPG	HC	CO	CO2	NOX	MPG
1	4.21	16.8	1056.1	5.37	8.1	1.09	44.2	1738.0	3.92	4.9	2.77	20.9	1405.4	9.78	6.1
2	0.47	3.8	601.6	0.63	14.6	0.13	1.4	621.9	0.74	14.2	0.44	4.5	523.6	0.68	16.7
3	2.04	12.6	1161.7	0.32	7.5	0.83	11.5	1944.0	3.34	4.5	2.81	44.5	1536.0	2.09	5.5
4	0.66	4.9	778.7	1.61	11.3	0.45	8.5	1243.0	2.87	7.1	1.72	14.7	956.1	4.26	9.0
5	0.57	2.7	701.5	4.34	12.5	0.29	6.0	1067.2	4.58	8.2	1.26	4.0	840.2	6.12	10.4
6	0.27	3.0	436.0	1.10	20.1	0.90	1.8	381.6	0.46	22.9	0.39	1.6	338.7	0.60	25.9
7	0.88	25.3	862.7	7.84	9.8	1.25	134.3	1319.5	3.51	5.8	2.08	32.1	1042.8	12.21	8.1
8	0.38	3.4	477.3	5.17	18.3	0.62	2.1	361.7	0.84	24.2	0.62	1.9	364.8	1.96	24.0
9	0.64	4.3	725.7	7.50	12.1	0.22	16.1	1113.7	4.03	7.8	0.91	5.5	850.4	9.10	10.3
10	1.69	3.4	388.6	3.15	22.2	1.04	1.8	348.0	0.58	25.1	0.78	2.2	346.6	1.22	25.2
11	0.81	14.9	936.6	11.53	9.2	0.54	30.9	1336.0	4.63	6.4	1.21	13.3	1087.6	13.10	8.0
12	2.26	4.1	433.3	3.96	19.9	1.30	2.3	341.6	0.59	25.4	1.10	3.3	358.2	1.26	24.2
13	0.86	12.9	1007.8	12.41	8.6	0.32	19.6	1371.0	5.14	6.3	1.25	13.2	1125.3	13.53	7.7
14	0.49	3.0	365.4	3.41	23.9	0.91	1.7	335.8	0.63	26.0	0.81	5.1	295.2	1.25	29.0
15	0.41	3.8	453.7	0.62	19.3	0.11	2.2	459.2	0.52	19.2	0.43	5.4	354.9	0.53	24.3
16	1.81	32.5	868.4	0.00	9.6	0.42	6.6	1257.0	1.44	7.0	3.58	103.7	921.0	0.00	8.1
17	1.44	9.7	991.4	9.50	8.8	0.33	17.1	1353.5	5.87	6.4	2.52	26.3	1143.7	9.91	7.4
18	0.32	4.4	396.1	0.91	22.0	0.55	1.9	388.1	0.33	22.6	0.83	6.0	326.9	0.33	26.2
19	0.99	7.9	821.8	6.40	10.6	0.35	21.2	1337.1	4.61	6.5	2.37	23.9	1074.8	9.92	7.9
20	0.70	5.6	464.4	1.00	18.7	0.45	2.3	458.8	0.44	19.1	1.27	12.2	372.1	0.34	22.5
21	2.62	82.6	1034.2	10.81	7.6	1.06	152.6	1513.3	4.57	5.1	3.60	55.6	1224.3	13.79	6.7
22	1.57	6.0	409.2	3.31	21.0	0.99	2.0	381.8	0.57	22.9	1.45	11.5	351.3	0.92	23.7
23	1.77	17.9	1022.7	5.10	8.4	0.42	15.5	1521.2	4.50	5.7	3.55	51.4	1258.3	5.98	6.6
24	0.73	5.9	797.0	7.98	11.0	0.17	14.9	1144.6	4.37	7.6	1.34	6.4	910.8	9.31	9.6
25	0.37	4.3	384.2	4.06	22.6	0.93	1.8	318.3	0.53	27.4	0.78	4.5	304.9	1.18	28.2
26	0.54	4.7	594.7	0.77	14.7	0.14	3.3	648.7	0.82	13.6	0.62	8.6	511.1	0.77	16.9
27	1.08	7.7	893.8	10.65	9.8	0.18	16.3	1216.3	4.87	7.1	1.66	13.6	970.8	9.65	8.9
28	1.42	6.0	414.2	2.97	20.7	0.59	1.9	421.8	0.60	20.8	1.48	12.6	369.1	0.98	22.5
29	1.98	15.7	949.4	3.54	9.1	0.37	18.0	1413.2	3.02	6.2	2.98	44.8	1112.3	4.05	7.4
30	0.78	10.2	837.7	7.97	10.4	0.65	40.8	1271.2	3.70	6.6	2.14	26.7	970.0	9.09	8.7
31	0.39	4.3	389.3	4.65	22.3	0.79	1.8	304.0	0.49	28.7	0.62	4.0	299.2	1.18	28.9
32	0.51	5.4	551.3	0.70	15.8	0.13	3.1	629.2	0.71	14.0	0.78	13.8	492.2	0.63	17.2
BAG ACT.	1.16	10.1	677.2	5.62	12.7	0.55	21.9	816.8	2.45	10.4	1.23	12.3	678.2	4.82	12.7
CALC.	1.16	10.6	665.0	6.05	13.0	0.44	15.0	813.0	2.46	10.6	1.28	13.4	674.5	4.84	12.7
33	0.88	0.4	106.8	0.09	80.5	0.18	6.9	126.0	0.11	64.6	0.27	4.6	128.8	0.12	64.8
34	14.90	5.3	1251.6	0.85	6.8	1.13	3.8	1575.4	0.80	5.6	3.22	55.6	1555.7	0.99	5.4
35	0.87	2.3	1016.7	0.71	8.7	0.53	2.0	771.2	0.31	11.4	1.57	28.5	782.9	0.45	10.7
36	1.78	1.4	662.4	0.55	13.2	0.32	1.3	540.6	0.28	16.3	0.98	14.7	548.9	0.35	15.4
37	0.23	1.3	536.6	0.98	16.5	0.10	0.9	474.7	0.84	18.6	0.39	1.5	500.2	1.42	17.6
38	0.31	2.4	528.0	1.79	16.7	0.08	2.2	624.9	0.92	14.1	0.51	2.0	527.9	1.57	16.7
39	0.54	3.6	570.2	6.82	15.4	0.08	1.9	636.6	3.12	13.9	0.40	3.0	574.2	4.19	15.3

EMISSION RESULTS IN GRAMS PER MILE (PER MINUTE FOR IDLE)

FUEL ECONOMY IN MILES PER GALLON (MINUTES PER GALLON FOR IDLE)

FUEL ECONOMY CALCULATIONS ASSUME A 1:1.85 CARBON TO HYDROGEN RATIO

APPENDIX E,CONT'D

LISTING OF MODAL RESULTS ON INDIVIDUAL VEHICLES

CHICAGO

	VEH	YEAR	MAKE	MODL	CID	VEH	YEAR	MAKE	MODL	CID	VEH	YEAR	MAKE	MODL	CID
	031	1975	MERC	MONT	351	032	1975	OLDS	DELT	350	033	1975	OLDS	CUTL	350
MODE NO.	HC	CO	CO2	NOX	MPG	HC	CO	CO2	NOX	MPG	HC	CO	CO2	NOX	MPG
1	2.87	58.1	1517.5	11.78	5.5	4.00	91.0	1160.3	2.41	6.7	1.58	126.7	1306.6	1.77	5.9
2	0.36	14.4	476.7	0.23	17.7	0.17	2.3	383.4	0.85	22.9	0.07	0.0	283.6	1.13	31.3
3	2.63	97.8	1652.3	2.51	4.9	5.87	69.8	1105.3	0.31	7.2	0.19	6.9	1424.5	1.46	6.2
4	1.44	21.9	1025.2	5.45	8.3	1.30	33.4	781.3	0.70	10.6	0.72	43.6	877.4	0.82	9.4
5	1.36	9.7	935.5	8.89	9.3	1.30	25.2	708.4	1.56	11.8	1.51	81.5	774.7	1.55	9.8
6	0.23	3.3	275.4	0.37	31.5	0.09	0.3	261.4	0.40	33.9	0.03	0.3	191.6	0.07	46.2
7	2.71	92.5	1222.1	15.11	6.5	3.52	300.1	777.0	1.72	7.0	4.03	343.9	934.6	1.85	6.0
8	0.54	2.9	294.7	1.14	29.5	0.11	0.7	284.8	0.46	31.0	0.09	4.4	205.2	0.15	41.8
9	0.94	15.9	1001.8	12.19	8.6	1.18	66.5	723.4	2.38	10.7	1.86	137.7	790.2	2.69	8.8
10	0.35	2.8	293.8	0.82	29.7	0.35	4.1	267.1	0.26	32.3	0.06	3.7	207.7	0.14	41.5
11	1.26	30.4	1212.1	14.89	7.0	3.81	270.2	783.7	2.22	7.3	3.51	291.2	886.6	2.56	6.5
12	0.47	2.2	288.0	0.67	30.3	0.29	5.2	289.3	0.17	29.7	0.08	5.9	187.9	0.19	44.9
13	1.14	26.8	1255.4	15.27	6.8	3.18	210.0	879.9	3.48	7.3	2.91	253.0	958.0	3.00	6.5
14	0.28	2.7	281.5	0.79	31.0	0.13	3.5	262.6	0.12	33.1	0.12	4.0	185.5	0.16	46.2
15	0.11	7.1	362.8	0.29	23.7	0.38	13.6	301.6	0.53	27.4	0.08	0.5	212.3	1.02	41.6
16	0.67	48.6	962.9	0.12	8.5	4.29	110.5	641.6	0.49	10.7	0.10	1.6	571.1	0.36	15.5
17	1.51	21.9	1226.8	13.44	7.0	3.25	103.9	949.0	2.80	7.9	2.15	147.0	996.4	2.68	7.2
18	0.16	4.0	296.1	0.30	29.3	0.13	6.4	259.8	0.09	32.8	0.03	0.8	184.4	0.09	47.8
19	1.42	14.4	1181.1	14.88	7.3	4.02	116.2	821.6	2.29	8.7	2.87	177.3	924.7	2.34	7.3
20	0.20	4.6	342.1	0.27	25.4	0.30	11.7	304.9	0.08	27.4	0.07	0.5	214.3	0.27	41.2
21	2.73	89.1	1362.6	16.23	5.9	5.03	325.9	886.5	2.55	6.3	4.72	412.2	1009.7	2.04	5.3
22	0.41	3.7	304.7	0.75	28.5	0.35	7.8	296.7	0.08	28.6	0.07	3.7	202.1	0.08	42.6
23	1.61	35.7	1344.8	10.16	6.3	4.65	117.4	995.6	1.55	7.4	1.87	89.5	1088.4	2.02	7.2
24	0.97	16.8	1019.2	12.28	8.5	1.27	66.9	748.1	2.83	10.4	2.63	209.3	767.2	2.00	8.0
25	0.25	2.4	261.7	0.84	33.3	0.09	6.7	243.2	0.10	34.9	0.09	7.7	165.9	0.18	49.8
26	0.15	9.5	478.3	0.35	18.0	0.66	22.9	381.6	0.71	21.1	0.03	0.8	287.0	1.71	30.8
27	1.04	17.3	1082.5	13.59	8.0	2.58	121.4	800.5	2.92	8.9	1.77	136.6	871.0	2.60	8.1
28	0.27	4.5	323.4	0.84	26.8	0.63	13.0	279.7	0.11	29.4	0.04	5.2	216.6	0.17	39.5
29	1.31	29.2	1170.3	6.35	7.3	4.29	122.4	840.9	1.92	8.5	1.69	88.6	970.1	1.59	8.0
30	1.08	20.4	1151.9	14.96	7.5	3.08	266.5	726.3	2.08	7.7	3.82	331.9	786.2	1.65	6.7
31	0.39	3.0	235.0	0.69	36.8	0.13	10.3	251.1	0.18	33.2	0.10	7.0	154.2	0.12	53.6
32	0.19	10.8	478.6	0.40	17.9	0.90	26.2	372.1	0.98	21.3	0.03	0.0	279.8	1.09	31.7
BAG ACT.	0.73	17.6	700.8	5.70	12.1	1.60	70.4	546.9	1.19	13.4	1.08	85.3	533.8	1.15	13.2
CALC.	0.71	17.0	701.2	5.83	12.2	1.57	72.3	536.0	1.22	13.6	1.06	81.6	532.9	1.06	13.4
33	0.25	10.0	117.3	0.05	66.4	0.43	4.8	78.8	0.02	101.3	0.00	0.0	73.5	0.04	120.8
34	2.87	109.7	1425.9	0.57	5.5	4.36	24.8	992.6	0.24	8.5	0.09	0.0	976.6	0.01	9.1
35	0.64	26.3	895.6	0.38	9.5	0.31	0.5	659.0	0.33	13.4	0.07	0.1	799.2	0.18	11.1
36	0.53	21.7	594.9	0.28	14.1	0.17	0.0	447.5	0.30	19.8	0.07	0.1	515.4	0.13	17.2
37	0.35	12.6	465.7	0.82	18.2	0.12	0.1	392.3	0.54	22.6	0.05	0.1	403.6	1.19	22.0
38	0.38	7.5	519.6	1.47	16.7	0.10	0.0	439.0	0.72	20.2	0.07	0.1	478.5	0.93	18.5
39	0.19	5.5	572.5	5.17	15.3	0.18	16.7	518.5	1.34	16.3	0.23	29.4	561.4	0.90	14.6

EMISSION RESULTS IN GRAMS PER MILE (PER MINUTE FOR IDLE)

FUEL ECONOMY IN MILES PER GALLON (MINUTES PER GALLON FOR IDLE)

FUEL ECONOMY CALCULATIONS ASSUME A 1:1.85 CARBON TO HYDROGEN RATIO

LISTING OF MODAL RESULTS ON INDIVIDUAL VEHICLES

CHICAGO

	VEH	YEAR	MAKE	MODL	CID	VEH	YEAR	MAKE	MODL	CID	VEH	YEAR	MAKE	MODL	CID
	034	1975	OLDS	98	455	035	1975	PLYM	FURY	318	036	1975	PLYM	DUST	225
MODE NO.	HC	CO	CO2	NOX	MPG	HC	CO	CO2	NOX	MPG	HC	CO	CO2	NOX	MPG
1	0.99	46.8	1663.4	4.21	5.1	0.84	15.2	1373.4	5.98	6.3	2.06	94.9	910.6	2.84	8.3
2	0.21	1.2	355.6	0.29	24.8	0.04	4.5	427.3	1.24	20.4	0.16	9.9	293.1	1.20	28.7
3	0.62	16.6	1767.9	1.79	4.9	1.07	44.3	1550.8	0.62	5.5	1.73	49.0	950.8	3.78	8.6
4	0.38	10.2	1129.7	2.76	7.7	0.34	14.1	952.4	1.79	9.1	0.67	26.4	676.8	2.14	12.3
5	0.38	14.4	963.0	2.32	9.0	0.07	1.3	733.3	4.61	12.1	0.31	13.4	554.1	2.40	15.4
6	0.07	0.1	202.7	0.25	43.7	0.02	1.6	233.4	0.79	37.6	0.02	1.7	161.5	0.62	54.1
7	1.80	248.1	1184.7	4.88	5.6	0.20	5.2	929.5	12.12	9.5	0.73	43.4	755.8	9.95	10.7
8	0.10	0.5	205.2	0.70	43.0	0.01	1.0	261.6	1.51	33.7	0.03	1.0	175.0	0.85	50.2
9	0.85	61.1	971.4	4.22	8.3	0.04	1.4	744.2	5.94	11.9	0.26	16.7	568.8	6.16	14.9
10	0.12	0.6	236.6	0.54	37.3	0.09	2.8	262.2	1.14	33.3	0.11	3.1	186.4	0.56	46.3
11	1.18	141.4	1179.8	5.98	6.3	0.12	4.3	955.3	11.35	9.2	0.71	41.6	703.4	9.40	11.5
12	0.06	0.3	213.2	0.56	41.5	0.09	3.3	285.4	1.39	30.5	0.28	5.6	193.2	0.62	43.7
13	1.04	164.7	1238.4	5.74	5.9	0.11	4.7	1003.6	10.94	8.8	0.63	35.2	738.3	9.35	11.2
14	0.07	1.2	220.8	0.61	39.8	0.03	2.1	245.3	1.38	35.7	0.16	3.8	173.7	0.65	49.3
15	0.01	0.2	268.7	0.37	33.0	0.00	2.7	303.3	0.89	28.9	0.02	2.7	208.9	1.23	41.6
16	0.00	0.3	680.9	0.49	13.0	0.48	37.0	896.2	0.48	9.3	1.12	43.9	591.2	0.37	13.4
17	0.51	47.2	1273.9	4.43	6.6	0.16	7.8	1021.0	7.18	8.6	1.26	71.0	734.2	2.01	10.4
18	0.14	0.4	209.6	0.18	42.1	0.01	2.8	257.6	1.02	33.9	0.08	5.7	177.5	0.61	47.6
19	0.53	44.5	1255.0	2.80	6.7	0.13	7.4	964.0	6.58	9.1	0.66	37.4	725.2	2.73	11.3
20	0.31	1.2	251.8	0.23	34.8	0.04	5.1	314.4	0.80	27.5	0.09	7.7	209.4	0.50	40.0
21	2.24	169.2	1254.4	4.45	5.8	0.19	9.2	1105.2	12.36	7.9	1.05	63.9	830.3	10.44	9.5
22	0.27	1.1	229.2	0.59	38.3	0.11	4.4	292.7	1.22	29.6	0.18	5.2	198.8	0.62	42.7
23	0.54	26.5	1396.4	4.35	6.2	0.18	14.1	1202.5	3.93	7.2	0.27	10.0	886.0	3.60	9.8
24	0.74	40.2	995.2	4.04	8.4	0.05	2.2	787.0	7.33	11.2	0.34	20.2	586.4	6.78	14.3
25	0.12	0.4	192.5	0.56	45.9	0.01	2.1	242.2	1.37	36.1	0.13	4.0	166.9	0.68	51.1
26	0.13	1.0	337.7	0.48	26.1	0.00	7.0	430.3	1.23	20.1	0.02	5.5	296.8	2.08	29.0
27	0.62	91.9	1085.9	3.95	7.2	0.06	4.3	900.7	7.25	9.8	0.45	24.7	664.2	5.73	12.6
28	0.15	0.6	242.7	0.51	36.4	0.03	3.7	301.9	1.36	28.8	0.12	4.9	209.1	0.64	40.9
29	0.32	10.8	1240.6	3.22	7.1	0.13	14.1	1073.4	3.23	8.1	0.28	13.6	745.5	3.59	11.6
30	1.42	58.2	1089.9	5.18	7.5	0.06	2.2	857.5	10.62	10.3	0.84	56.6	632.0	6.35	12.3
31	0.18	0.7	175.2	0.61	50.2	0.01	2.4	242.0	1.49	36.1	0.14	4.1	164.8	0.73	51.7
32	0.40	3.7	332.2	0.46	26.2	0.02	7.6	410.6	1.43	21.0	0.08	9.3	289.4	1.45	29.2
BAG ACT.	0.50	39.2	665.2	2.39	12.2	0.09	1.9	591.2	4.06	14.9	0.30	13.6	427.4	3.15	19.7
CALC.	0.42	31.9	656.9	2.31	12.5	0.08	4.4	590.4	4.01	14.9	0.29	15.0	426.2	3.08	19.7
33	0.03	0.0	80.4	0.03	110.2	0.14	3.1	110.5	0.05	76.6	0.27	8.2	71.1	0.08	104.5
34	0.76	0.4	988.7	0.25	8.9	1.12	14.6	1356.6	0.00	6.4	2.99	72.4	870.4	1.00	8.9
35	0.40	0.2	791.6	0.41	11.2	0.50	6.4	675.2	0.09	12.9	1.23	18.1	458.5	0.55	18.1
36	0.30	0.3	515.1	0.34	17.2	0.56	6.8	458.4	0.06	18.9	0.40	2.6	339.1	0.32	25.8
37	0.09	0.0	430.0	0.42	20.6	0.05	0.1	332.7	1.28	26.7	0.04	0.0	245.8	2.07	36.1
38	0.10	0.1	486.9	0.85	18.2	0.05	0.1	394.1	1.36	22.5	0.03	0.0	294.1	1.00	30.2
39	0.06	0.1	572.7	3.84	15.5	0.03	0.1	459.8	4.09	19.3	0.03	0.0	380.4	2.10	23.3

EMISSION RESULTS IN GRAMS PER MILE (PER MINUTE FOR IDLE)

FUEL ECONOMY IN MILES PER GALLON (MINUTES PER GALLON FOR IDLE)

FUEL ECONOMY CALCULATIONS ASSUME A 1:1.85 CARBON TO HYDROGEN RATIO

APPENDIX E,CONT'D

LISTING OF MODAL RESULTS ON INDIVIDUAL VEHICLES

CHICAGO

	VEH	YEAR	MAKE	MODL	CID	VEH	YEAR	MAKE	MODL	CID	VEH	YEAR	MAKE	MODL	CID
	037	1975	PONT	CATA	400	038	1975	PONT	LEMA	350	039	1975	PONT	STAW	455
MODE NO.	HC	CO	CO2	NOX	MPG	HC	CO	CO2	NOX	MPG	HC	CO	CO2	NOX	MPG
1	0.38	7.0	1205.2	4.87	7.3	6.59	165.9	1311.6	6.81	5.6	5.84	163.6	1360.6	4.21	5.4
2	0.12	0.8	474.1	0.61	18.7	1.12	22.7	432.2	0.68	18.8	0.93	1.0	525.7	0.23	16.7
3	0.29	1.4	1271.4	0.60	7.0	7.81	177.6	1350.5	1.15	5.4	9.26	248.1	1184.7	0.42	5.5
4	0.21	0.0	810.0	3.11	10.9	2.75	57.9	894.4	4.39	8.9	2.24	51.9	897.0	1.40	9.0
5	0.17	0.0	680.1	4.09	13.0	0.76	10.5	831.7	5.05	10.4	0.61	0.0	890.9	3.18	9.9
6	0.04	0.0	291.0	1.16	30.5	0.15	4.7	222.5	0.80	38.5	0.18	0.4	366.9	0.70	24.1
7	0.71	27.4	919.8	8.53	9.2	3.24	85.4	1034.5	10.89	7.5	2.84	136.8	1064.8	6.79	6.9
8	0.03	0.0	294.9	2.31	30.1	0.27	3.5	209.9	2.32	41.1	0.11	0.6	348.7	3.38	25.4
9	0.36	11.5	722.0	5.75	12.0	1.80	54.5	791.6	6.76	10.1	0.91	31.0	887.1	5.96	9.5
10	0.08	0.0	302.1	1.56	29.4	0.57	11.9	231.1	1.48	35.3	0.82	3.3	324.5	2.26	26.7
11	1.10	42.7	916.6	7.83	9.0	3.64	116.4	934.8	7.46	7.9	2.89	142.8	1085.9	7.71	6.7
12	0.09	0.0	325.7	2.04	27.2	0.90	16.8	226.3	1.74	34.7	1.21	4.4	346.9	3.43	24.8
13	0.86	38.2	966.6	8.74	8.6	3.58	119.5	974.0	7.19	7.6	2.96	134.1	1161.7	8.17	6.4
14	0.05	0.3	285.2	1.79	31.1	0.51	10.5	212.6	1.37	38.5	0.48	1.8	306.3	2.78	28.6
15	0.03	0.0	352.2	0.60	25.2	1.06	20.2	313.3	1.27	25.5	0.43	0.0	437.0	0.25	20.2
16	0.04	0.0	944.6	0.34	9.4	4.63	154.9	818.3	0.24	8.2	4.35	122.1	797.2	0.37	8.9
17	0.38	14.5	969.4	8.78	8.9	3.62	114.7	997.7	5.69	7.5	2.03	66.3	1176.6	7.57	6.9
18	0.06	0.0	316.3	1.44	28.0	0.79	22.6	233.3	0.57	32.7	0.19	0.5	350.4	0.79	25.2
19	0.53	19.8	894.7	6.47	9.6	3.72	124.7	972.7	5.39	7.5	1.46	38.0	1080.6	5.57	7.8
20	0.10	0.0	382.0	1.26	23.2	1.25	35.4	281.7	0.61	26.0	0.94	6.0	388.4	0.96	22.1
21	1.59	70.1	1078.3	8.87	7.4	4.75	156.5	1103.8	9.09	6.5	4.49	275.1	1167.4	7.32	5.5
22	0.10	0.0	322.1	1.64	27.5	0.90	22.4	239.4	1.23	32.0	1.34	7.3	348.1	2.42	24.4
23	0.10	0.0	1080.9	7.11	8.2	5.11	156.2	1078.6	5.99	6.6	4.14	151.7	1134.6	3.55	6.4
24	0.61	25.6	762.1	6.73	11.0	2.54	88.6	806.1	5.01	9.3	1.09	49.7	945.9	5.71	8.6
25	0.05	0.0	282.9	2.08	31.4	0.51	11.2	190.0	1.30	42.4	0.12	0.7	318.5	2.76	27.7
26	0.04	1.6	507.2	0.93	17.4	1.59	37.2	432.2	1.24	17.9	0.41	1.0	593.7	0.24	14.9
27	0.47	19.6	865.4	8.65	9.9	3.10	107.6	846.6	5.58	8.7	1.34	50.2	1059.8	7.54	7.8
28	0.09	0.4	330.0	1.62	26.8	0.73	22.8	252.9	0.81	30.5	1.76	12.8	338.4	2.39	24.4
29	0.08	0.0	986.2	6.99	9.0	4.16	132.3	946.8	4.38	7.6	3.01	97.2	1089.9	3.22	7.1
30	1.00	46.6	824.6	7.03	9.9	3.29	115.5	899.9	6.69	8.1	1.84	98.5	993.0	5.32	7.7
31	0.04	0.3	286.7	2.27	30.9	0.58	9.8	178.3	1.28	45.4	0.14	2.1	311.6	2.94	28.1
32	0.05	0.0	473.0	0.68	18.8	1.76	43.2	412.4	0.98	18.3	0.56	3.0	537.8	0.29	16.3
BAG ACT.	0.32	10.9	597.3	4.42	14.4	1.70	50.4	561.3	3.81	13.7	1.46	49.3	726.2	4.08	11.0
CALC.	0.30	10.6	593.2	4.42	14.5	1.67	49.5	559.9	3.79	13.8	1.51	44.0	693.9	4.32	11.6
33	0.04	0.0	119.1	0.11	74.4	0.82	27.3	94.1	0.00	63.6	0.78	19.6	88.1	0.00	73.1
34	1.04	0.0	1441.4	1.09	6.1	9.86	284.0	1158.7	0.00	5.4	10.25	227.3	1081.0	0.05	6.0
35	0.71	0.0	733.1	0.50	12.1	4.69	112.1	609.4	0.00	11.1	3.80	50.0	815.5	0.27	9.8
36	0.57	0.0	503.3	0.32	17.6	3.05	61.9	449.0	0.06	16.0	2.52	34.9	545.8	0.24	14.6
37	0.53	0.0	419.1	0.67	21.1	0.91	2.2	373.5	1.96	23.4	0.81	0.2	570.5	0.26	15.5
38	0.08	0.0	433.8	2.09	20.4	0.07	0.4	414.2	1.45	21.4	0.13	0.1	517.7	1.40	17.1
39	0.04	0.1	506.4	4.89	17.5	0.06	0.1	502.9	7.04	17.6	0.07	0.1	601.6	7.76	14.7

EMISSION RESULTS IN GRAMS PER MILE (PER MINUTE FOR IDLE)

FUEL ECONOMY IN MILES PER GALLON (MINUTES PER GALLON FOR IDLE)

FUEL ECONOMY CALCULATIONS ASSUME A 1:1.85 CARBON TO HYDROGEN RATIO

APPENDIX E,CONT'D

LISTING OF MODAL RESULTS ON INDIVIDUAL VEHICLES

CHICAGO

	VEH	YEAR	MAKE	MODL	CID	VEH	YEAR	MAKE	MODL	CID	VEH	YEAR	MAKE	MODL	CID
	040	1976	CAPR	SEDA	140	041	1975	DATS	B210	85	042	1975	HOND	CIVI	91
MODE NO.	HC	CO	CO2	NOX	MPG	HC	CO	CO2	NOX	MPG	HC	CO	CO2	NOX	MPG
1	3.95	65.1	864.8	5.44	9.1	4.87	91.9	642.8	4.90	11.1	1.80	3.6	423.9	0.47	20.4
2	0.31	9.0	329.1	0.11	25.8	1.07	6.0	179.4	1.92	46.2	0.56	2.9	230.6	0.51	37.5
3	1.65	54.2	1435.3	4.28	5.8	3.07	69.4	588.2	0.42	12.6	1.35	3.5	405.9	0.11	21.4
4	0.97	19.6	593.0	2.82	14.2	2.56	33.2	472.8	3.43	16.6	0.74	5.0	341.4	0.58	25.2
5	1.10	11.7	483.7	3.86	17.6	2.13	21.4	404.3	5.37	20.0	0.39	3.7	313.3	1.52	27.7
6	0.21	3.0	219.7	0.35	39.4	0.80	4.6	158.7	1.95	52.7	0.14	1.7	152.5	1.00	57.1
7	1.19	36.6	588.7	6.10	13.7	3.15	76.1	527.7	6.90	13.5	0.53	6.3	324.4	2.95	26.4
8	0.23	1.9	229.4	1.05	38.1	0.76	5.8	173.4	3.69	48.0	0.12	1.6	175.5	2.39	49.7
9	0.60	7.2	468.4	5.57	18.4	2.09	44.3	403.0	5.01	18.5	0.51	4.1	323.4	4.01	26.8
10	0.16	3.4	225.1	0.77	38.4	0.65	5.3	159.1	2.58	52.4	0.06	1.1	151.1	1.67	58.0
11	1.42	29.7	582.4	6.20	14.0	2.88	86.5	493.5	5.42	13.9	1.15	16.9	366.6	4.48	22.4
12	0.19	4.4	231.2	0.87	37.2	0.69	5.9	158.6	2.84	52.2	0.11	1.3	160.8	2.06	54.4
13	1.59	27.8	639.0	6.54	12.9	2.97	84.2	507.7	5.73	13.7	1.19	14.4	383.3	4.81	21.7
14	0.17	2.9	222.7	0.87	39.0	0.64	5.6	159.2	2.69	52.2	0.09	1.2	153.3	1.91	57.1
15	0.21	18.4	259.1	0.04	30.7	0.78	5.4	148.9	1.42	55.5	0.11	1.8	196.2	0.45	44.5
16	0.49	37.1	762.8	0.00	10.8	1.41	37.0	251.4	0.00	28.3	0.79	10.6	416.4	0.61	20.4
17	2.15	36.4	664.9	5.55	12.2	3.10	69.4	517.3	5.20	14.0	1.49	17.1	380.5	3.31	21.5
18	0.20	5.6	227.7	0.33	37.4	0.78	5.6	154.7	1.65	53.5	0.15	1.5	143.2	1.03	60.7
19	1.29	24.3	598.6	5.29	13.8	2.56	42.5	513.5	5.85	15.1	0.76	7.4	381.7	2.65	22.4
20	0.22	6.6	240.3	0.50	35.3	0.85	6.6	167.6	1.68	49.1	0.13	1.7	158.0	1.12	55.1
21	2.96	55.6	672.9	5.91	11.5	4.09	109.5	574.2	6.30	11.7	1.47	19.8	356.1	3.81	22.6
22	0.26	4.8	230.9	0.73	37.1	0.65	6.3	158.4	2.44	52.1	0.15	1.4	159.7	1.94	54.7
23	2.55	44.2	848.0	5.34	9.6	3.11	60.5	548.5	4.04	13.6	0.87	6.0	485.1	1.83	17.8
24	0.75	15.1	506.7	5.57	16.7	2.33	52.5	422.0	5.52	17.3	0.70	8.5	340.5	3.86	24.9
25	0.15	3.4	206.3	0.78	41.8	0.67	5.8	154.8	2.85	53.4	0.08	1.3	154.1	2.10	56.8
26	0.29	24.4	373.4	0.06	21.5	1.15	8.6	210.0	2.00	39.1	0.14	2.2	266.0	0.72	32.9
27	0.93	18.9	564.8	5.97	14.9	2.47	54.7	463.0	6.17	15.9	1.11	12.3	376.1	5.24	22.2
28	0.17	5.9	234.6	0.73	36.3	0.67	6.3	162.7	2.50	50.8	0.08	1.1	161.4	1.77	54.3
29	1.23	35.5	756.3	4.26	10.9	2.90	45.4	503.8	3.93	15.2	0.86	6.2	435.7	1.67	19.8
30	0.89	15.8	546.7	6.19	15.5	2.81	68.0	468.1	5.89	15.2	0.61	8.5	344.9	3.83	24.6
31	0.16	3.5	207.6	0.91	41.6	0.69	6.7	156.8	3.25	52.3	0.10	1.4	163.6	2.37	53.4
32	0.26	19.9	291.3	0.06	27.4	1.09	9.9	204.7	1.72	39.7	0.32	5.5	175.3	1.05	48.0
BAG ACT.	0.67	12.0	416.5	3.05	20.3	1.51	27.0	308.2	3.87	25.0	0.66	8.5	276.0	3.11	30.4
CALC.	0.66	13.6	412.9	2.93	20.3	1.59	29.3	312.3	3.98	24.4	0.58	7.1	272.9	2.95	31.1
33	0.09	3.8	63.5	0.01	127.2	0.25	4.3	23.2	0.00	288.2	0.15	0.3	33.9	0.01	254.6
34	1.15	55.1	866.6	0.09	9.3	2.35	43.8	337.2	0.00	21.5	1.92	4.4	545.8	0.29	15.9
35	0.43	23.1	828.5	0.45	10.2	1.72	40.5	225.8	0.09	30.1	0.29	4.3	537.2	0.48	16.3
36	0.36	20.6	460.6	0.20	18.0	1.52	26.5	193.0	0.30	37.1	0.32	3.7	326.3	0.38	26.6
37	0.23	5.8	339.8	0.91	25.4	1.02	1.2	201.0	2.39	43.1	0.15	2.4	238.2	0.66	36.6
38	0.32	1.9	317.9	0.89	27.6	1.03	3.5	230.8	2.59	37.1	0.12	2.3	207.0	1.46	42.1
39	0.28	2.4	362.5	3.13	24.2	1.08	5.3	284.6	6.68	29.9	0.07	1.6	238.4	2.81	36.8

EMISSION RESULTS IN GRAMS PER MILE (PER MINUTE FOR IDLE)

FUEL ECONOMY IN MILES PER GALLON (MINUTES PER GALLON FOR IDLE)

FUEL ECONOMY CALCULATIONS ASSUME A 1:1.85 CARBON TO HYDROGEN RATIO

APPENDIX E,CONT'D

LISTING OF MODAL RESULTS ON INDIVIDUAL VEHICLES

CHICAGO

	VEH 043	YEAR 1975	MAKE TOYO	MODL CORO	CID 133	VEH 044	YEAR 1975	MAKE VOLK	MODL SEDA	CID 97	VEH 045	YEAR 1975	MAKE VOLK	MODL DASH	CID 90
MODE NO.	HC	CO	CO2	NOX	MPG	HC	CO	CO2	NOX	MPG	HC	CO	CO2	NOX	MPG
1	3.92	28.7	846.8	5.05	9.8	2.21	18.0	677.5	3.09	12.5	1.43	98.3	792.7	4.09	9.3
2	0.37	3.8	289.0	0.23	30.0	0.39	3.6	273.4	0.57	31.7	0.07	0.0	263.0	0.51	33.7
3	0.82	32.2	1328.9	3.05	6.4	2.11	26.1	962.9	1.15	8.8	0.26	43.3	905.5	0.00	9.1
4	0.64	9.3	672.9	2.39	12.9	1.06	7.0	456.9	1.56	18.8	0.12	11.5	564.2	0.57	15.2
5	0.37	5.4	585.6	4.29	14.9	0.92	5.3	377.8	2.06	22.8	0.17	6.4	500.9	2.64	17.4
6	0.43	4.3	181.6	1.57	46.8	0.28	1.6	161.5	0.30	53.8	0.05	0.0	179.8	0.82	49.3
7	1.00	28.9	592.2	7.36	13.9	1.65	45.3	391.1	2.90	19.0	1.61	68.4	665.9	4.92	11.4
8	1.03	3.2	183.6	2.75	46.2	0.33	1.4	156.1	1.20	55.7	0.05	0.0	187.0	1.88	47.4
9	0.58	6.7	487.2	7.85	17.8	0.95	4.5	391.6	5.25	22.1	0.21	16.1	520.5	3.34	16.2
10	0.31	3.1	184.6	1.95	46.6	0.27	2.1	164.2	0.75	52.7	0.02	0.0	176.6	1.03	50.2
11	1.45	16.1	610.1	7.70	13.9	1.87	51.7	423.9	4.06	17.4	0.55	49.4	639.5	3.80	12.3
12	1.41	3.7	182.4	2.16	46.0	0.29	1.8	164.6	0.84	52.7	0.02	0.4	166.2	1.12	53.2
13	1.92	15.6	653.9	8.64	13.0	1.82	34.7	489.7	5.59	16.1	0.52	52.9	654.6	4.50	12.0
14	0.45	3.5	174.2	1.99	49.0	0.25	1.8	149.4	0.79	58.0	0.02	0.8	168.3	1.11	52.3
15	0.20	8.7	224.6	0.41	37.1	0.44	3.7	185.4	0.45	46.1	0.04	1.1	195.4	0.37	45.0
16	0.61	13.0	551.9	0.12	15.5	0.87	15.7	551.7	0.12	15.3	0.04	8.1	545.2	0.00	15.9
17	2.75	21.6	680.0	7.43	12.3	1.68	21.4	508.1	4.44	16.2	0.29	36.6	644.8	4.81	12.6
18	0.23	5.6	175.3	0.97	48.0	0.27	1.9	152.1	0.27	56.9	0.03	0.4	177.9	0.61	49.7
19	1.51	15.7	650.7	5.78	13.0	1.32	10.6	477.3	3.87	17.8	0.18	15.7	639.6	3.60	13.3
20	0.30	6.1	202.7	1.04	41.6	0.33	3.4	189.2	0.31	45.4	0.02	0.5	196.6	0.58	45.0
21	2.89	36.4	675.2	7.23	12.0	2.47	85.5	447.2	3.37	15.1	1.19	78.0	723.0	5.41	10.5
22	0.50	4.5	192.3	1.85	44.2	0.32	2.9	171.5	0.81	50.1	0.02	0.4	178.8	1.09	49.5
23	4.55	32.9	851.6	5.53	9.7	1.92	19.8	624.4	3.32	13.4	0.34	55.9	704.9	2.84	11.2
24	0.67	9.5	540.0	6.50	15.9	1.18	12.2	389.2	5.16	21.5	0.26	20.2	539.0	4.01	15.5
25	0.52	3.7	170.7	2.19	49.8	0.27	2.1	148.9	0.90	58.0	0.02	0.5	160.6	1.22	55.0
26	0.24	12.6	274.8	0.36	30.0	0.67	6.1	254.2	0.71	33.4	0.06	0.0	265.5	0.41	33.4
27	1.35	12.3	585.9	7.60	14.6	1.47	22.6	438.9	4.34	18.5	0.25	28.0	578.1	4.02	14.2
28	0.25	4.8	201.1	1.91	42.4	0.28	3.2	174.2	0.67	49.3	0.02	0.4	187.4	1.01	47.2
29	2.13	32.2	782.1	3.32	10.6	1.40	13.3	576.2	2.35	14.8	0.30	42.1	624.0	1.55	12.8
30	0.70	9.7	593.0	6.52	14.5	1.73	54.9	400.4	3.02	18.0	0.41	35.2	587.2	4.47	13.8
31	0.46	4.6	179.5	2.32	47.2	0.28	2.1	136.3	1.00	63.2	0.02	0.5	158.4	1.28	55.7
32	0.18	10.8	282.3	0.29	29.6	0.59	7.5	247.8	0.64	34.0	0.04	1.5	258.9	0.46	34.0
BAG ACT.	0.82	9.3	406.7	4.52	20.9	0.82	13.1	305.3	2.39	27.0	0.24	15.3	384.5	2.46	21.7
CALC.	0.82	10.1	406.2	4.45	20.9	0.84	13.5	303.7	2.22	27.1	0.21	15.2	384.8	2.36	21.7
33	0.03	2.2	56.6	0.00	147.7	0.09	1.9	59.0	0.04	142.6	0.14	10.0	57.3	0.00	120.7
34	0.59	42.3	748.0	0.00	10.9	1.00	24.0	736.7	0.66	11.4	0.53	23.3	855.3	0.00	9.9
35	0.11	13.8	831.6	0.38	10.4	0.39	4.1	547.2	0.59	16.0	0.18	0.1	459.8	0.14	19.3
36	0.04	8.5	520.6	0.19	16.6	0.45	7.6	321.2	0.33	26.5	0.13	0.1	320.3	0.08	27.7
37	0.02	4.2	394.9	0.70	22.1	0.32	1.2	246.7	0.28	35.6	0.09	0.0	241.2	0.70	36.7
38	0.39	7.1	283.1	3.31	30.0	0.35	1.2	223.7	0.67	39.2	0.11	0.1	284.8	1.48	31.1
39	0.41	4.3	341.3	6.74	25.4	0.59	2.0	264.6	2.76	32.9	0.10	0.2	355.6	4.55	24.9

EMISSION RESULTS IN GRAMS PER MILE (PER MINUTE FOR IDLE)

FUEL ECONOMY IN MILES PER GALLON (MINUTES PER GALLON FOR IDLE)

FUEL ECONOMY CALCULATIONS ASSUME A 1:1.85 CARBON TO HYDROGEN RATIO

APPENDIX E

LISTING OF MODAL RESULTS ON INDIVIDUAL VEHICLES

HOUSTON

	VEH	YEAR	MAKE	MODL	CID	VEH	YEAR	MAKE	MODL	CID	VEH	YEAR	MAKE	MODL	CID
	001	1975	CHEV	TRUC	350	002	1975	CHEV	TRUC	350	003	1975	CHEV	TRUC	350
MODE NO.	HC	CO	CO2	NOX	MPG	HC	CO	CO2	NOX	MPG	HC	CO	CO2	NOX	MPG
1	0.49	4.5	971.4	5.39	9.1	2.58	110.2	1464.7	5.70	5.4	2.65	71.7	1136.1	3.77	7.1
2	0.54	16.6	590.8	0.46	14.3	0.09	14.6	429.3	0.06	19.6	0.62	32.7	470.1	0.17	17.0
3	0.42	2.9	1118.0	1.07	7.9	5.36	296.5	1617.3	0.64	4.2	5.47	156.9	1260.1	0.53	5.8
4	0.42	6.5	721.3	1.71	12.1	1.20	77.0	1110.4	2.92	7.2	1.78	60.1	813.1	1.41	9.7
5	0.32	2.9	631.9	3.07	13.9	0.20	6.1	975.0	3.96	9.0	0.29	13.9	735.8	2.80	11.7
6	0.12	0.1	409.4	1.14	21.6	0.02	0.7	286.0	0.53	30.9	0.03	0.3	338.5	0.71	26.2
7	0.63	6.1	781.0	7.45	11.2	0.20	6.4	1139.7	10.57	7.7	0.34	25.0	908.0	4.19	9.4
8	0.21	4.0	446.7	2.96	19.6	0.01	0.5	333.2	1.16	26.6	0.02	1.3	376.4	1.64	23.4
9	0.23	1.3	652.5	6.44	13.5	0.01	0.0	924.9	5.00	9.6	0.07	1.1	740.4	5.34	12.0
10	0.42	2.1	358.2	1.88	24.5	0.42	10.8	318.2	0.76	26.4	0.32	6.6	339.6	1.07	25.3
11	0.37	2.5	838.6	10.12	10.5	0.27	13.6	1085.0	8.85	8.0	0.49	17.6	911.2	6.28	9.4
12	0.50	1.9	443.3	2.42	19.8	0.36	9.5	298.1	0.80	28.3	0.28	10.2	367.6	1.33	23.1
13	0.35	2.0	880.4	10.89	10.0	0.38	16.2	1114.4	8.99	7.8	0.54	19.4	946.2	6.78	9.1
14	0.29	2.7	387.4	2.12	22.6	0.24	6.3	314.4	0.84	27.3	0.07	4.9	339.6	1.15	25.5
15	0.09	0.1	478.2	0.50	18.5	0.41	30.5	352.5	0.12	22.1	0.62	34.7	345.0	0.50	22.1
16	0.10	0.2	1026.6	0.99	8.6	1.75	130.7	694.6	0.00	9.8	3.29	129.7	797.6	0.37	8.8
17	0.35	2.8	876.2	8.84	10.1	0.61	27.7	1158.2	7.02	7.4	0.88	25.8	945.5	5.27	9.0
18	0.40	3.9	406.1	1.11	21.5	0.10	5.3	285.1	0.34	30.2	0.02	3.6	351.6	0.71	24.8
19	0.34	4.7	794.1	6.12	11.1	0.49	27.3	1154.7	5.70	7.4	0.86	32.3	869.9	3.77	9.6
20	0.57	1.8	461.4	1.01	19.0	0.22	9.9	305.8	0.35	27.6	0.28	11.2	387.8	0.66	21.8
21	0.88	11.7	950.7	11.42	9.1	0.50	26.3	1192.4	9.62	7.2	0.99	46.0	1037.6	5.73	8.0
22	0.53	1.8	425.6	2.08	20.6	0.49	12.5	313.4	0.68	26.5	0.49	10.2	367.1	1.08	23.1
23	0.38	3.4	940.8	5.88	9.4	1.58	76.7	1310.5	4.19	6.2	2.03	69.4	1050.1	2.71	7.6
24	0.25	0.6	715.3	8.03	12.4	0.06	3.4	948.9	5.72	9.3	0.15	9.8	783.2	5.19	11.1
25	0.25	2.6	397.3	2.37	22.1	0.03	3.8	285.2	0.82	30.5	0.02	4.6	347.0	1.18	25.1
26	0.18	0.1	636.0	0.66	13.9	0.33	28.9	401.6	0.00	19.8	0.93	48.6	468.5	0.66	16.2
27	0.34	2.2	796.9	9.39	11.1	0.26	13.5	998.8	6.31	8.7	0.43	16.3	869.3	4.95	9.9
28	0.40	1.5	423.9	2.02	20.8	0.44	11.4	345.3	0.80	24.3	0.58	13.6	368.7	0.88	22.6
29	0.35	4.9	879.0	3.75	10.0	1.33	63.3	1219.1	3.42	6.7	1.82	66.3	958.9	2.22	8.3
30	0.24	0.9	750.3	8.41	11.8	0.08	4.9	1010.7	7.93	8.7	0.20	15.7	845.5	4.42	10.2
31	0.16	1.7	413.3	2.85	21.3	0.01	0.8	261.5	0.89	33.8	0.01	3.3	346.5	1.17	25.2
32	0.27	0.2	588.0	0.59	15.1	0.30	36.8	394.6	0.00	19.6	0.57	43.5	462.9	0.29	16.7
BAG ACT.	0.40	3.8	637.4	4.21	13.8	0.45	18.7	706.9	3.38	12.0	0.60	14.5	639.8	2.48	13.4
CALC.	0.39	3.5	627.9	4.90	14.0	0.40	18.1	702.6	3.26	12.1	0.56	18.7	632.2	2.68	13.4
33	0.04	0.0	104.4	0.07	84.9	0.43	16.3	81.5	0.03	81.7	0.46	11.2	82.7	0.02	87.3
34	0.83	0.0	1253.3	0.39	7.1	4.83	168.9	1035.1	0.33	6.7	5.91	100.8	1065.5	0.21	7.1
35	0.56	0.1	621.8	0.14	14.2	2.77	101.5	648.8	0.27	10.9	3.07	49.0	542.0	0.01	14.1
36	0.17	0.0	598.5	0.53	14.8	2.13	103.3	640.3	0.48	11.0	2.41	60.7	517.8	0.20	14.3
37	0.17	0.1	527.8	0.47	16.8	0.06	4.4	651.3	0.40	13.5	0.69	21.0	499.1	0.26	16.6
38	0.10	0.1	513.3	1.60	17.3	0.01	0.0	622.7	1.50	14.3	0.01	0.0	522.4	1.16	17.0
39	0.15	1.2	566.9	3.84	15.6	0.06	0.0	692.3	3.20	12.8	0.03	0.2	587.9	2.63	15.1

EMISSION RESULTS IN GRAMS PER MILE (PER MINUTE FOR IDLE)

FUEL ECONOMY IN MILES PER GALLON (MINUTES PER GALLON FOR IDLE)

FUEL ECONOMY CALCULATIONS ASSUME A 1:1.85 CARBON TO HYDROGEN RATIO

APPENDIX E,CONT'D

LISTING OF MODAL RESULTS ON INDIVIDUAL VEHICLES

HOUSTON

	VEH	YEAR	MAKE	MODL	CID	VEH	YEAR	MAKE	MODL	CID	VEH	YEAR	MAKE	MODL	CID
	004	1975	CHEV	TRUC	350	005	1975	DODG	TRUC	318	006	1975	FORD	TRUC	300
MODE NO.	HC	CO	CO2	NOX	MPG	HC	CO	CO2	NOX	MPG	HC	CO	CO2	NOX	MPG
1	3.11	42.6	1091.1	8.60	7.6	5.03	120.9	1138.5	3.33	6.6	0.39	2.5	834.6	5.17	10.6
2	1.33	34.6	433.0	1.11	18.1	0.81	19.4	419.6	0.17	19.6	0.11	0.1	282.3	0.88	31.4
3	4.83	69.4	1199.0	1.64	6.7	5.48	158.4	1270.2	0.54	5.8	0.20	0.4	835.9	0.97	10.6
4	2.05	35.6	781.4	2.44	10.5	1.92	45.6	819.7	1.09	9.9	0.16	0.5	575.4	2.11	15.4
5	1.05	20.4	673.5	6.63	12.5	1.72	36.0	663.8	3.04	12.2	0.00	0.4	454.3	3.59	19.5
6	0.14	1.7	294.9	1.30	29.8	0.36	6.1	280.5	1.27	30.5	0.06	0.2	221.7	0.38	39.9
7	1.10	14.8	845.1	12.93	10.2	2.70	99.2	794.1	1.46	9.3	0.60	12.0	609.8	4.18	14.1
8	0.15	1.7	345.4	3.67	25.5	0.72	19.2	293.4	0.98	27.2	0.06	0.3	237.1	1.02	37.3
9	0.45	2.9	705.7	10.25	12.5	1.52	47.8	642.6	2.07	12.3	0.20	1.3	513.9	5.44	17.2
10	0.77	6.0	324.1	2.20	26.4	0.86	18.6	284.3	1.20	28.1	0.31	0.3	219.1	0.67	40.3
11	1.01	9.7	857.5	15.58	10.1	2.78	85.9	824.7	2.66	9.2	0.31	6.9	656.5	5.35	13.3
12	0.73	6.8	346.2	2.77	24.7	0.89	20.3	304.4	1.26	26.2	0.54	0.3	220.6	0.83	39.8
13	1.04	12.7	893.1	16.04	9.7	2.40	82.3	868.7	2.34	8.8	0.28	5.2	673.6	6.39	13.0
14	0.33	5.5	308.6	2.35	27.9	0.61	15.8	273.5	1.32	29.6	0.34	0.2	203.5	0.71	43.3
15	1.08	31.6	333.4	1.09	23.0	0.02	0.0	321.4	1.13	27.6	0.05	21.9	222.0	0.97	34.6
16	3.67	64.2	813.4	0.52	9.6	1.73	74.8	753.7	0.37	10.1	0.08	0.3	555.9	0.50	15.9
17	1.26	15.1	885.9	12.21	9.7	3.01	81.1	936.3	2.86	8.3	0.28	1.1	683.2	6.76	12.9
18	0.24	5.3	318.9	1.18	27.1	0.24	9.5	290.0	1.18	29.0	0.48	0.3	206.1	0.34	42.6
19	1.27	17.6	789.8	8.77	10.8	1.68	61.8	865.7	1.33	9.2	0.27	1.1	645.6	5.54	13.7
20	0.72	6.2	378.8	1.41	22.7	0.26	13.6	346.7	0.67	24.1	0.78	0.4	221.6	0.31	39.5
21	1.21	13.7	951.1	16.62	9.1	3.44	140.4	926.8	2.08	7.7	0.61	18.7	747.9	5.14	11.4
22	0.95	6.8	357.1	2.57	23.9	0.87	21.8	305.6	1.12	25.9	0.64	0.3	214.3	0.72	40.9
23	2.45	42.8	964.3	7.31	8.5	2.01	84.8	1037.7	1.43	7.5	0.22	0.6	740.9	4.56	12.0
24	0.69	10.8	724.0	11.88	11.9	1.59	50.2	697.2	2.69	11.4	0.20	1.3	530.4	6.29	16.6
25	0.17	4.1	311.0	2.80	27.9	0.64	16.5	268.9	1.35	29.9	0.34	0.3	208.6	0.84	42.2
26	1.41	45.7	461.1	1.28	16.5	0.02	2.5	462.6	0.67	19.0	0.07	0.2	294.5	1.16	30.1
27	0.81	9.4	810.8	13.81	10.7	2.28	63.2	777.7	3.27	10.0	0.23	1.2	601.9	6.86	14.7
28	1.01	6.8	357.1	2.22	23.9	0.71	20.3	310.3	1.20	25.8	0.65	0.4	215.8	0.60	40.6
29	2.09	34.7	908.5	5.34	9.2	1.46	59.4	942.9	1.42	8.5	0.19	0.6	685.5	3.46	12.9
30	0.78	13.5	778.5	12.86	11.1	1.87	68.9	725.0	2.15	10.6	0.26	4.2	577.5	5.61	15.2
31	0.12	4.4	308.9	3.14	28.1	0.65	17.5	270.1	1.50	29.6	0.20	0.3	207.9	0.77	42.4
32	1.41	43.8	458.7	1.25	16.7	0.13	15.0	441.9	0.53	19.0	0.09	0.3	287.1	1.07	30.8
BAG ACT.	0.96	9.5	600.3	6.01	14.4	1.49	45.6	554.3	1.43	14.1	0.39	2.8	429.2	2.97	20.4
CALC.	0.94	11.9	586.1	6.77	14.6	1.43	44.3	553.1	1.69	14.1	0.36	2.1	415.2	2.90	21.1
33	0.50	5.1	106.5	0.12	76.5	0.51	9.1	97.3	0.00	78.4	0.04	0.0	56.8	0.00	155.8
34	7.91	125.8	1259.3	0.06	6.0	6.07	114.4	1158.1	0.25	6.5	3.49	0.0	758.0	0.11	11.5
35	4.08	56.5	648.3	0.03	11.8	3.05	57.2	588.7	0.17	12.9	0.24	0.1	465.5	0.13	19.0
36	2.34	22.5	522.7	0.15	15.7	0.66	7.1	548.7	0.02	15.8	0.08	0.1	452.4	0.30	19.6
37	1.41	25.4	419.2	1.17	19.1	0.07	0.6	426.5	0.86	20.8	0.06	0.2	271.1	0.95	32.7
38	0.22	0.3	494.7	2.20	17.9	0.15	3.1	458.0	1.20	19.2	0.09	0.3	338.9	0.63	26.1
39	0.15	0.5	564.2	6.19	15.7	1.38	35.7	469.5	2.99	16.7	0.06	0.4	389.6	2.17	22.7

EMISSION RESULTS IN GRAMS PER MILE (PER MINUTE FOR IDLE)

FUEL ECONOMY IN MILES PER GALLON (MINUTES PER GALLON FOR IDLE)

FUEL ECONOMY CALCULATIONS ASSUME A 1:1.85 CARBON TO HYDROGEN RATIO

APPENDIX E,CONT'D

LISTING OF MODAL RESULTS ON INDIVIDUAL VEHICLES

HOUSTON

	VEH 007	YEAR 1975	MAKE FORD	MODL TRUC	CID 302	VEH 008	YEAR 1975	MAKE FORD	MODL TRUC	CID 360	VEH 009	YEAR 1975	MAKE FORD	MODL TRUC	CID 360
MODE NO.	HC	CO	CO2	NOX	MPG	HC	CO	CO2	NOX	MPG	HC	CO	CO2	NOX	MPG
1	0.97	4.1	1216.4	6.95	7.2	1.71	9.7	1304.6	4.38	6.7	5.18	17.8	1455.3	2.67	5.9
2	0.11	0.2	481.4	0.52	18.4	2.77	3.7	459.8	0.49	18.7	7.23	3.1	589.9	0.46	14.4
3	0.76	1.8	1644.9	6.20	5.4	2.07	18.8	1593.3	1.16	5.4	17.95	19.9	1498.7	1.39	5.6
4	0.15	0.7	412.7	0.97	21.4	1.00	6.4	933.6	1.97	9.4	2.62	18.4	1023.6	1.46	8.4
5	0.18	0.4	395.0	1.49	22.4	0.77	4.2	786.7	3.58	11.2	1.40	4.8	942.7	1.64	9.3
6	0.39	1.4	628.1	3.99	14.1	1.62	2.5	343.6	0.33	25.2	3.92	4.0	426.6	0.28	19.9
7	1.04	14.9	940.8	6.14	9.2	0.99	7.8	976.9	11.63	8.9	0.45	24.2	1052.5	3.52	8.1
8	0.21	0.8	370.9	1.86	23.8	1.08	2.3	358.2	1.17	24.3	2.46	2.5	499.7	0.82	17.4
9	0.49	2.7	761.5	7.39	11.6	0.80	4.1	790.9	5.76	11.1	0.32	3.4	940.8	2.55	9.4
10	0.29	0.5	331.4	1.29	26.6	3.34	2.6	319.3	0.75	26.6	6.11	3.8	422.4	0.60	19.8
11	0.73	7.7	990.3	9.94	8.8	1.03	6.5	956.9	10.89	9.1	0.71	13.3	1076.3	3.22	8.1
12	0.46	0.6	344.9	1.34	25.6	4.31	2.9	324.8	0.95	25.9	9.55	4.5	448.4	0.60	18.3
13	0.66	5.3	1011.1	10.62	8.7	1.03	6.4	1016.7	9.13	8.6	0.71	9.3	1155.7	3.26	7.6
14	0.32	0.5	311.3	1.28	28.4	2.61	2.6	312.6	0.90	27.3	5.18	3.3	404.7	0.60	20.8
15	0.06	0.2	377.4	0.63	23.5	0.83	3.4	387.6	0.79	22.4	2.00	5.0	498.8	0.58	17.3
16	0.18	0.5	901.9	0.50	9.8	1.40	3.9	866.2	0.55	10.1	9.42	11.5	1116.0	0.50	7.6
17	0.78	3.7	1037.7	8.15	8.5	1.17	6.3	1024.1	5.89	8.6	1.28	11.2	1189.8	2.85	7.3
18	0.25	0.3	332.7	1.08	26.6	3.59	2.9	348.9	0.36	24.3	5.63	4.9	456.5	0.25	18.4
19	0.69	2.7	922.7	6.73	9.6	1.12	4.8	967.0	5.55	9.1	1.15	7.1	1032.9	2.46	8.5
20	0.20	0.3	391.7	1.10	22.6	5.03	3.4	395.9	0.38	21.3	7.60	6.2	507.7	0.27	16.4
21	1.05	16.6	1148.2	8.57	7.5	1.13	10.8	1105.5	14.73	7.9	0.92	23.9	1201.5	4.04	7.1
22	0.47	0.5	354.1	1.23	24.9	4.26	3.0	340.8	0.89	24.7	7.96	4.9	466.9	0.57	17.8
23	0.67	7.9	1154.4	4.70	7.6	1.78	10.3	1162.1	3.85	7.5	2.43	10.2	1354.1	2.56	6.4
24	0.54	3.0	820.7	7.64	10.7	0.70	4.2	836.0	6.24	10.5	0.16	5.4	948.7	2.69	9.3
25	0.38	0.5	324.8	1.45	27.2	2.22	2.4	322.7	0.87	26.6	1.74	4.3	409.4	0.65	21.0
26	0.09	0.2	527.6	0.85	16.8	2.49	4.3	486.0	0.95	17.7	4.86	8.0	651.8	0.66	13.1
27	0.61	3.3	897.9	8.42	9.8	0.92	4.9	922.5	6.45	9.5	0.65	6.8	1059.6	2.92	8.3
28	0.38	0.5	365.5	1.26	24.1	3.77	2.9	352.3	0.75	24.1	5.85	5.3	459.9	0.06	18.2
29	0.52	1.4	1042.5	4.53	8.5	1.55	7.0	1134.3	3.34	7.7	2.18	10.9	1232.0	2.01	7.1
30	0.65	5.9	894.1	8.17	9.8	0.78	5.2	930.6	8.17	9.4	0.50	7.2	980.6	3.29	8.9
31	0.50	0.7	330.4	1.74	26.7	2.20	2.5	321.8	1.01	26.7	5.92	4.1	398.8	0.83	20.9
32	0.12	0.3	495.7	0.65	17.9	2.19	4.0	470.7	0.81	18.3	6.02	9.4	603.1	0.47	13.9
BAG ACT.	0.42	4.1	653.0	4.15	13.4	2.10	4.5	655.5	3.37	13.3	2.95	5.9	799.6	1.83	10.8
CALC.	0.42	3.0	629.4	4.21	14.0	1.68	4.5	644.6	3.61	13.5	2.88	6.8	784.4	1.59	11.0
33	0.05	0.0	109.9	0.14	80.6	0.25	0.4	106.7	0.03	82.1	1.48	0.7	133.3	0.12	63.8
34	0.66	0.0	1306.1	1.35	6.8	4.19	5.4	1280.1	0.05	6.8	28.75	9.6	1559.3	0.96	5.3
35	0.34	0.0	662.4	0.60	13.4	1.56	3.1	731.6	0.10	12.0	13.94	4.6	759.4	0.48	10.9
36	0.20	0.1	587.0	0.66	15.1	0.62	2.2	595.8	0.28	14.8	3.15	4.1	686.0	0.73	12.6
37	0.12	0.1	466.7	1.13	19.0	0.30	2.5	490.9	1.04	17.9	5.84	7.7	644.5	0.38	13.1
38	0.16	0.3	469.1	2.32	18.9	0.42	3.4	573.8	0.65	15.3	0.86	5.6	574.9	0.92	15.1
39	0.14	1.0	539.4	3.91	16.4	0.23	3.1	582.1	2.60	15.1	0.12	3.2	622.9	2.60	14.1

EMISSION RESULTS IN GRAMS PER MILE (PER MINUTE FOR IDLE)

FUEL ECONOMY IN MILES PER GALLON (MINUTES PER GALLON FOR IDLE)

FUEL ECONOMY CALCULATIONS ASSUME A 1:1.85 CARBON TO HYDROGEN RATIO

LISTING OF MODAL RESULTS ON INDIVIDUAL VEHICLES

HOUSTON

	VEH	YEAR	MAKE	MODL	CID	VEH	YEAR	MAKE	MODL	CID	VEH	YEAR	MAKE	MODL	CID
	010	1975	GMC	TRUC	350	011	1975	AMMO	HORN	258	012	1975	BUIC	CENT	350
MODE NO.	HC	CO	CO2	NOX	MPG	HC	CO	CO2	NOX	MPG	HC	CO	CO2	NOX	MPG
1	0.27	0.2	1149.1	5.01	7.7	2.37	18.7	1211.7	7.64	7.1	0.39	8.6	1276.8	5.39	6.9
2	0.43	0.1	414.8	0.18	21.3	0.50	1.7	302.5	1.43	28.9	0.12	1.1	480.8	0.00	18.4
3	0.56	0.4	1344.4	1.64	6.6	2.32	8.0	1184.2	2.75	7.4	0.35	10.9	1390.0	1.28	6.3
4	0.46	0.1	809.2	2.62	10.9	1.43	7.1	813.1	4.22	10.7	0.24	6.1	874.8	2.25	10.0
5	0.29	0.1	700.5	3.38	12.7	0.92	6.5	697.6	4.49	12.5	0.42	15.8	722.2	2.74	11.9
6	0.26	0.1	289.5	1.02	30.6	0.26	1.1	186.3	1.11	47.0	0.06	0.5	282.7	0.71	31.3
7	0.33	2.1	878.0	4.77	10.1	2.00	23.7	803.3	7.68	10.5	0.31	3.7	952.1	11.17	9.3
8	0.12	0.1	320.1	1.70	27.7	0.21	1.4	210.1	0.97	41.7	0.05	0.7	295.5	2.32	29.9
9	0.15	0.1	696.5	4.45	12.7	0.69	31.2	692.8	5.35	11.9	0.14	1.9	746.7	6.33	11.8
10	0.22	0.1	279.2	1.08	31.7	0.99	2.2	210.4	0.71	40.9	0.10	1.1	293.2	1.38	30.0
11	0.15	0.2	866.9	5.30	10.2	0.86	21.2	862.3	7.50	9.9	0.25	8.6	938.4	9.27	9.3
12	0.21	0.1	297.0	1.32	29.8	1.29	2.3	211.0	0.88	40.6	0.07	1.3	308.4	1.65	28.6
13	0.14	0.1	899.2	5.68	9.9	0.89	15.4	898.1	8.04	9.6	0.19	7.2	977.6	9.15	9.0
14	0.16	0.1	277.3	1.22	31.9	0.53	1.6	199.1	0.78	43.7	0.05	1.3	280.3	1.71	31.4
15	0.12	0.1	331.0	0.26	26.8	0.42	1.3	213.7	1.07	40.9	0.03	1.9	346.1	0.00	25.4
16	0.12	0.4	706.7	0.27	12.5	1.33	4.5	660.1	1.45	13.2	0.04	7.2	931.9	0.00	9.4
17	0.13	0.2	919.0	5.74	9.7	1.24	11.4	920.1	7.15	9.4	0.21	9.6	1012.4	6.06	8.6
18	0.25	0.1	282.3	0.84	31.3	0.28	1.3	197.9	1.47	44.2	0.05	2.3	307.5	0.65	28.5
19	0.16	0.2	845.0	4.71	10.5	1.21	14.9	875.8	6.70	9.8	0.19	5.6	936.9	6.49	9.4
20	0.26	0.1	316.4	0.87	28.0	0.43	1.9	241.0	1.83	36.2	0.06	2.3	368.4	0.70	23.8
21	0.26	4.5	1021.6	6.02	8.6	1.27	28.4	979.7	9.38	8.6	0.37	15.8	1090.9	10.41	7.9
22	0.21	0.1	288.9	1.06	30.6	1.43	43.6	216.8	0.73	30.6	0.07	1.7	327.2	1.76	26.9
23	0.16	0.2	1034.5	4.89	8.6	1.90	11.6	1036.1	5.83	8.4	0.11	6.5	1115.9	5.01	7.9
24	0.14	0.1	737.5	4.15	12.0	0.70	10.9	707.9	6.16	12.2	0.15	5.9	779.0	4.27	11.3
25	0.23	0.1	271.6	1.21	32.6	0.24	1.3	194.2	0.73	45.1	0.04	1.3	280.5	1.90	31.4
26	0.23	0.2	445.1	0.37	19.9	0.59	1.9	318.5	1.43	27.4	0.04	4.4	495.1	0.00	17.7
27	0.12	0.2	800.7	5.52	11.1	0.81	10.3	784.2	6.61	11.1	0.16	7.3	870.1	6.75	10.1
28	0.25	0.1	299.8	1.09	29.5	1.07	2.7	233.0	0.71	36.9	0.05	1.7	332.0	1.54	26.5
29	0.19	0.3	943.3	3.95	9.4	1.67	8.5	921.2	4.68	9.4	0.31	20.2	994.3	3.64	8.6
30	0.17	0.2	794.4	4.49	11.2	0.85	19.2	770.5	7.37	11.0	0.22	9.5	843.3	6.27	10.3
31	0.15	0.1	276.4	1.46	32.0	0.17	6.4	176.9	0.78	47.3	0.04	1.6	283.0	2.25	31.1
32	0.18	0.2	421.9	0.42	21.0	0.56	1.8	304.8	1.40	28.7	0.04	3.5	479.6	0.00	18.3
BAG ACT.	0.20	0.4	636.1	3.04	13.9	0.80	9.8	494.7	3.19	17.3	0.14	5.8	605.6	3.80	14.4
CALC.	0.18	0.3	566.2	2.92	15.6	0.87	8.5	497.3	3.30	17.3	0.14	4.7	594.4	3.91	14.7
33	0.02	0.0	76.9	0.03	115.4	0.20	0.3	80.8	0.16	108.4	0.03	0.0	120.6	0.18	73.5
34	1.21	0.0	934.7	0.07	9.5	1.83	3.1	960.1	1.27	9.1	0.40	0.2	1447.0	1.16	6.1
35	1.43	0.0	473.6	0.01	18.6	0.67	2.5	644.7	0.76	13.6	0.11	0.2	845.8	0.51	10.5
36	1.24	0.1	554.1	0.08	15.9	0.48	1.4	387.3	0.65	22.7	0.10	0.0	540.1	0.39	16.4
37	0.71	0.1	468.2	0.32	18.9	0.37	1.4	311.8	1.26	28.2	0.21	0.1	409.2	0.37	21.6
38	0.23	0.1	461.3	2.06	19.2	0.33	2.0	373.5	0.82	23.5	0.10	0.1	423.6	1.56	20.9
39	0.02	0.1	508.0	3.44	17.5	0.28	2.3	427.1	2.48	20.6	0.05	0.1	470.5	4.22	18.9

EMISSION RESULTS IN GRAMS PER MILE (PER MINUTE FOR IDLE)

FUEL ECONOMY IN MILES PER GALLON (MINUTES PER GALLON FOR IDLE)

FUEL ECONOMY CALCULATIONS ASSUME A 1:1.85 CARBON TO HYDROGEN RATIO

APPENDIX E,CONT'D

LISTING OF MODAL RESULTS ON INDIVIDUAL VEHICLES

HOUSTON

	VEH 013	YEAR 1975	MAKE BUIC	MODL STAW	CID 455	VEH 014	YEAR 1975	MAKE BUIC	MODL REGA	CID 350	VEH 015	YEAR 1975	MAKE CADI	MODL DEVI	CID 500
MODE NO.	HC	CO	CO2	NOX	MPG	HC	CO	CO2	NOX	MPG	HC	CO	CO2	NOX	MPG
1	0.98	34.9	1638.7	4.99	5.2	0.96	46.0	1273.3	2.91	6.6	7.62	269.3	1422.4	4.83	4.7
2	0.05	0.6	488.5	0.17	18.1	0.80	31.4	335.2	0.06	22.9	3.12	99.7	444.6	0.12	14.5
3	1.83	603.0	1832.3	0.21	3.2	0.29	15.5	1384.9	0.32	6.3	12.37	373.0	1518.3	1.39	4.1
4	1.09	38.9	1097.4	1.93	7.6	1.43	55.0	833.0	1.12	9.6	5.98	183.7	907.9	2.73	7.3
5	0.13	2.0	935.7	3.79	9.4	0.84	27.5	709.8	2.72	11.7	2.93	93.5	782.0	3.04	9.5
6	0.03	0.0	338.4	0.54	26.2	0.10	7.7	251.7	0.03	33.6	0.89	42.7	273.8	0.20	25.8
7	0.97	54.7	1063.6	3.66	7.7	0.76	42.9	935.7	4.41	8.8	3.22	188.8	1033.9	4.59	6.6
8	0.05	0.7	371.5	1.60	23.8	0.04	1.5	362.4	1.10	24.3	0.38	28.2	318.8	0.41	24.4
9	0.09	0.5	975.9	7.31	9.1	0.05	0.0	774.9	5.28	11.5	1.28	103.7	789.8	2.84	9.3
10	0.04	0.1	355.4	1.06	24.9	0.03	1.3	346.1	1.11	25.5	1.48	43.8	318.8	0.24	22.6
11	0.57	108.0	1228.6	9.04	6.3	0.09	4.1	961.1	6.86	9.2	2.64	170.0	1069.5	4.85	6.6
12	0.03	0.1	377.3	1.38	23.5	0.05	1.5	276.9	0.91	31.8	1.21	51.9	365.9	0.29	19.7
13	0.31	10.8	1296.7	9.26	6.8	0.06	2.4	1005.8	7.29	8.8	2.04	143.2	1124.7	4.68	6.5
14	0.01	0.0	342.8	1.24	25.9	0.01	1.4	299.6	1.02	29.4	1.25	38.6	291.7	0.29	24.9
15	0.10	2.1	367.2	0.59	23.9	0.23	18.2	268.2	0.17	29.8	2.09	72.3	348.4	0.13	18.9
16	1.81	45.4	909.8	0.75	9.0	0.08	13.1	729.8	0.00	11.8	8.52	249.5	869.2	0.00	6.9
17	0.65	431.1	1293.8	8.93	4.5	0.20	11.5	1015.0	5.42	8.6	3.58	139.7	1175.0	5.02	6.3
18	0.02	0.1	347.5	0.50	25.5	0.10	14.7	256.7	0.06	31.7	1.55	57.8	290.5	0.12	23.0
19	0.77	14.9	1197.8	7.84	7.3	0.23	12.1	972.7	5.17	8.9	3.67	137.9	1021.9	4.19	7.1
20	0.05	0.8	395.0	0.51	22.4	0.18	18.1	309.1	0.08	26.3	2.30	72.7	345.2	0.12	19.0
21	1.35	37.2	1380.0	6.80	6.2	0.21	20.7	1116.8	5.91	7.7	4.50	264.2	1236.9	5.28	5.3
22	0.04	0.3	380.2	1.17	23.3	0.03	3.4	350.4	1.05	24.9	2.29	52.6	321.8	0.26	21.6
23	0.74	26.8	1415.8	5.48	6.1	0.36	28.9	1118.1	3.25	7.6	5.50	197.4	1272.5	4.22	5.5
24	0.20	4.4	999.9	8.55	8.8	0.21	10.5	795.2	5.49	10.9	2.09	111.3	845.0	3.89	8.6
25	0.01	0.1	330.0	1.21	26.9	0.02	2.2	243.2	0.79	36.0	0.86	37.8	294.2	0.37	24.9
26	0.43	11.5	484.0	1.27	17.6	0.40	24.7	373.5	0.24	21.5	2.89	101.5	476.3	0.30	13.8
27	0.21	5.0	1125.1	9.86	7.8	0.18	8.7	875.1	6.22	10.0	2.56	114.9	976.1	4.95	7.6
28	0.08	0.4	391.8	1.12	22.6	0.03	4.1	307.5	0.65	28.3	2.42	55.4	321.8	0.29	21.3
29	1.29	25.2	1268.5	3.89	6.8	0.43	29.5	967.2	1.73	8.7	5.52	205.1	1099.4	3.78	6.2
30	0.35	18.0	1105.8	6.46	7.8	0.31	14.9	856.0	4.58	10.1	2.72	141.2	935.1	4.64	7.6
31	0.01	0.1	325.5	1.37	27.2	0.01	1.4	279.4	0.96	31.5	0.73	36.0	284.7	0.48	25.8
32	0.58	14.4	468.9	1.30	18.0	0.49	33.5	396.7	0.35	19.7	3.28	107.9	449.1	0.24	14.1
BAG ACT.	0.33	18.5	775.6	3.62	11.0	0.21	10.0	601.4	2.76	14.4	2.32	99.6	644.2	2.17	11.0
CALC.	0.28	19.4	756.0	3.91	11.3	0.18	10.1	579.5	2.64	14.9	2.32	97.1	643.0	2.03	11.1
33	0.19	3.2	108.9	0.03	77.5	0.00	0.0	89.7	0.04	99.0	0.95	27.7	115.1	0.04	54.9
34	0.44	8.6	1366.2	0.00	6.4	0.11	0.0	1085.5	0.39	8.2	11.99	311.3	1410.7	0.97	4.6
35	0.15	1.4	824.6	0.07	10.7	0.12	0.1	812.6	0.46	10.9	6.11	145.0	720.3	0.69	9.2
36	1.10	16.4	711.3	0.31	12.0	0.12	0.5	528.3	0.24	16.8	4.52	90.5	483.5	0.30	13.9
37	0.53	13.7	567.6	0.09	15.0	0.11	2.9	391.8	0.20	22.4	1.77	46.2	394.1	1.04	18.8
38	0.06	5.1	598.3	0.97	14.6	0.05	0.1	460.7	1.00	19.3	0.56	55.4	468.5	0.37	15.9
39	0.03	0.1	683.4	3.70	13.0	0.03	0.2	532.9	3.79	16.6	0.32	36.0	590.3	1.24	13.7

EMISSION RESULTS IN GRAMS PER MILE (PER MINUTE FOR IDLE)

FUEL ECONOMY IN MILES PER GALLON (MINUTES PER GALLON FOR IDLE)

FUEL ECONOMY CALCULATIONS ASSUME A 1:1.85 CARBON TO HYDROGEN RATIO

LISTING OF MODAL RESULTS ON INDIVIDUAL VEHICLES

HOUSTON

	VEH	YEAR	MAKE	MODL	CID	VEH	YEAR	MAKE	MODL	CID	VEH	YEAR	MAKE	MODL	CID
	016	1975	CHEV	VEGA	140	017	1975	CHEV	NOVA	250	018	1975	CHEV	MALI	350
MODE NO.	HC	CO	CO2	NOX	MPG	HC	CO	CO2	NOX	MPG	HC	CO	CO2	NOX	MPG
1	6.96	162.7	560.3	2.84	10.6	2.75	112.2	1153.2	7.98	6.6	0.47	14.9	1237.2	4.39	7.0
2	1.30	41.1	175.5	0.29	36.3	0.03	0.0	338.6	1.04	26.2	0.07	0.3	471.8	0.93	18.8
3	6.56	280.3	405.2	0.00	10.2	4.77	239.0	1024.6	0.21	6.3	0.14	0.3	1284.3	1.28	6.9
4	2.99	41.0	499.0	3.45	15.5	1.19	46.6	814.8	3.02	10.0	0.15	0.3	867.4	1.72	10.2
5	0.70	16.5	360.6	5.35	22.8	0.06	0.0	704.2	5.37	12.6	0.14	1.2	722.1	2.36	12.3
6	0.04	0.0	121.7	1.45	72.9	0.02	0.0	293.7	0.41	30.2	0.03	0.1	288.2	0.48	30.8
7	1.63	88.6	411.5	1.82	16.0	0.98	55.8	807.9	8.15	9.9	0.41	7.6	887.0	6.29	9.9
8	0.06	0.0	128.4	3.75	69.0	0.02	0.0	255.7	0.77	34.7	0.03	0.1	286.0	1.45	31.0
9	0.13	1.2	430.7	7.62	20.5	0.07	0.0	657.2	5.91	13.5	0.12	0.1	716.2	5.12	12.4
10	0.59	7.4	124.0	2.28	64.6	0.13	1.3	244.7	0.57	35.9	0.06	0.1	297.1	1.03	29.8
11	2.72	111.6	404.4	2.10	15.1	0.44	17.5	835.3	9.00	10.3	0.12	0.3	916.1	8.08	9.7
12	0.73	5.0	136.9	3.27	60.4	0.01	0.0	266.0	0.77	33.4	0.07	0.1	319.3	1.31	27.8
13	2.74	85.2	446.5	4.79	15.1	0.47	20.8	874.6	9.19	9.8	0.11	0.2	946.9	8.04	9.4
14	0.19	3.9	121.2	2.40	69.4	0.01	0.0	279.7	0.81	31.7	0.03	0.1	277.5	1.13	31.9
15	0.77	26.2	122.4	0.46	53.4	0.01	0.6	262.6	0.63	33.7	0.02	0.2	352.9	1.13	25.1
16	3.53	197.4	256.5	0.00	15.4	1.75	99.5	549.4	0.00	12.5	0.04	0.4	849.7	0.62	10.4
17	4.50	91.9	450.5	2.66	14.6	0.78	32.8	928.9	7.56	9.0	0.24	6.2	989.6	5.68	8.9
18	0.23	5.4	134.3	0.99	61.9	0.01	0.0	208.2	0.31	42.6	0.04	0.2	304.0	0.52	29.2
19	3.24	82.5	431.7	2.79	15.5	0.61	24.5	865.7	5.76	9.8	0.16	0.2	896.9	4.59	9.9
20	0.80	9.9	153.4	0.51	51.7	0.01	0.0	298.1	0.78	29.8	0.08	0.1	362.1	0.55	24.5
21	4.76	169.5	420.2	1.57	12.6	0.76	40.8	983.0	10.53	8.5	0.56	10.1	1012.6	8.17	8.6
22	1.63	11.1	134.0	2.35	56.7	0.11	1.5	235.4	0.66	37.3	0.06	0.2	325.3	1.11	27.2
23	5.27	126.3	477.0	3.56	12.8	1.95	92.0	979.6	5.74	7.9	0.14	2.9	1085.0	4.32	8.1
24	0.48	13.2	421.4	3.95	20.0	0.08	0.0	710.4	8.40	12.5	0.09	0.1	766.3	5.68	11.6
25	0.04	1.4	122.3	2.95	71.3	0.00	0.0	216.1	0.80	41.1	0.02	0.1	282.5	1.27	31.4
26	1.10	35.6	183.0	0.67	36.6	0.07	2.4	341.2	0.97	25.7	0.03	0.3	489.0	1.39	18.1
27	1.59	30.8	444.2	5.77	17.8	0.38	15.6	795.0	7.41	10.8	0.12	0.2	845.5	6.80	10.5
28	1.33	16.0	129.8	1.92	55.7	0.13	4.6	259.5	0.71	33.2	0.06	0.1	326.9	1.03	27.1
29	4.55	113.9	444.3	3.77	13.9	1.63	77.6	873.3	3.55	8.9	0.07	0.7	988.8	3.38	9.0
30	0.99	59.4	424.3	2.92	17.0	0.19	11.3	773.2	8.88	11.2	0.09	0.2	828.1	6.12	10.7
31	0.03	0.3	109.4	3.04	80.7	0.00	0.3	185.2	0.66	47.8	0.02	0.1	283.8	1.43	31.2
32	1.00	41.8	184.0	0.35	35.1	0.05	0.8	321.0	0.89	27.5	0.02	0.3	464.4	1.30	19.1
BAG ACT.	1.61	41.7	285.4	3.39	24.9	0.32	13.4	510.3	3.51	16.7	0.10	1.8	594.3	2.75	14.9
CALC.	1.49	39.9	271.7	3.35	26.2	0.32	12.8	510.8	3.46	16.7	0.10	1.0	586.5	3.35	15.1
33	0.47	21.8	33.5	0.00	128.2	0.39	15.7	62.6	0.02	100.1	0.02	0.0	102.7	0.03	86.4
34	5.61	260.4	383.7	0.01	10.9	4.28	163.5	797.7	0.10	8.3	0.59	0.8	1270.0	0.05	7.0
35	2.47	81.3	331.7	0.10	19.0	1.56	35.7	706.6	0.39	11.6	0.25	0.3	774.3	0.15	11.4
36	1.14	19.2	389.2	1.04	21.0	1.22	32.4	441.3	0.24	17.9	0.18	0.2	497.0	0.11	17.8
37	0.78	13.6	165.4	0.74	46.9	0.08	0.0	315.7	1.55	28.1	0.10	0.1	410.3	1.05	21.6
38	0.03	0.0	216.3	3.73	41.0	0.05	0.0	393.7	0.56	22.5	0.06	0.1	485.0	0.97	18.3
39	0.02	0.0	265.2	7.77	33.4	0.02	0.0	426.7	1.66	20.8	0.02	0.1	537.7	3.00	16.5

EMISSION RESULTS IN GRAMS PER MILE (PER MINUTE FOR IDLE)

FUEL ECONOMY IN MILES PER GALLON (MINUTES PER GALLON FOR IDLE)

FUEL ECONOMY CALCULATIONS ASSUME A 1:1.85 CARBON TO HYDROGEN RATIO

APPENDIX E,CONT'D

LISTING OF MODAL RESULTS ON INDIVIDUAL VEHICLES

HOUSTON

	VEH	YEAR	MAKE	MODL	CID	VEH	YEAR	MAKE	MODL	CID	VEH	YEAR	MAKE	MODL	CID
	019	1975	CHEV	IMPA	350	020	1975	CHEV	IMPA	350	021	1975	CHEV	STAW	400
MODE NO.	HC	CO	CO2	NOX	MPG	HC	CO	CO2	NOX	MPG	HC	CO	CO2	NOX	MPG
1	0.21	5.7	1355.1	7.63	6.5	0.64	12.1	1285.8	11.66	6.8	0.21	2.1	1837.8	15.63	4.8
2	0.04	1.6	438.8	0.76	20.1	0.25	8.5	398.7	0.06	21.5	0.09	1.5	446.3	0.73	19.8
3	0.06	1.4	1446.5	1.40	6.1	0.63	28.5	1391.3	1.07	6.2	0.21	4.2	1886.1	5.93	4.7
4	0.18	8.4	947.6	2.52	9.2	0.69	15.6	868.2	6.24	9.9	0.12	1.1	1186.4	8.49	7.5
5	0.10	0.7	791.0	4.90	11.2	0.32	4.8	743.2	8.80	11.8	0.09	0.7	1013.9	9.28	8.7
6	0.05	0.3	335.0	0.61	26.4	0.06	2.0	242.8	1.17	36.1	0.09	1.3	315.5	1.58	27.9
7	0.58	24.4	998.5	9.85	8.5	0.68	14.4	931.9	13.60	9.3	0.96	135.3	1144.5	7.66	6.5
8	0.06	3.5	407.0	2.24	21.5	0.05	0.5	273.0	3.34	32.4	0.05	1.2	353.8	3.93	24.9
9	0.07	0.5	759.1	9.33	11.7	0.15	0.7	733.4	12.12	12.1	0.09	1.0	1030.9	13.25	8.6
10	0.01	0.3	400.1	1.37	22.2	0.22	1.3	269.3	2.01	32.6	0.12	1.3	320.3	2.82	27.5
11	0.13	4.2	995.7	13.06	8.9	0.23	2.4	945.3	17.33	9.3	0.17	2.4	1360.0	17.69	6.5
12	0.07	0.0	274.0	1.41	32.4	0.20	2.7	293.3	2.43	29.8	0.14	1.5	332.3	3.20	26.5
13	0.09	1.7	1034.1	13.47	8.6	0.23	3.1	981.3	18.12	9.0	0.13	2.4	1403.0	18.81	6.3
14	0.01	0.0	348.8	1.51	25.4	0.11	0.8	263.8	2.43	33.4	0.09	1.6	315.0	3.07	27.9
15	0.00	0.0	375.4	1.34	23.6	0.12	10.0	306.3	0.54	27.5	0.01	2.8	343.0	0.94	25.6
16	0.00	1.7	856.4	0.37	10.3	0.27	14.9	790.8	0.00	10.9	0.03	11.5	898.5	1.07	9.7
17	0.09	3.1	1076.3	9.31	8.2	0.27	5.4	1017.7	15.81	8.6	0.10	3.1	1439.9	16.65	6.1
18	0.03	0.0	285.9	0.56	31.0	0.11	1.6	266.8	1.20	32.9	0.09	2.9	299.5	1.46	29.2
19	0.07	0.8	1006.4	7.85	8.8	0.25	6.7	941.9	12.77	9.3	0.09	2.5	1300.9	14.83	6.8
20	0.00	0.0	396.5	0.79	22.4	0.22	4.2	309.4	1.06	28.0	0.11	3.1	356.6	1.62	24.5
21	0.80	46.5	1117.7	12.04	7.4	0.33	6.7	1085.3	17.77	8.1	0.59	51.2	1502.0	17.34	5.6
22	0.03	0.8	324.1	1.26	27.3	0.18	1.5	289.8	2.14	30.3	0.16	2.6	336.6	2.77	26.0
23	0.05	1.5	1210.2	6.37	7.3	0.38	10.2	1114.6	13.11	7.8	0.10	4.3	1543.6	13.51	5.7
24	0.05	0.3	807.0	9.77	11.0	0.16	3.4	776.9	13.55	11.3	0.10	2.0	1072.4	14.28	8.3
25	0.02	0.0	247.4	1.44	35.9	0.08	2.2	255.8	2.45	34.2	0.12	1.6	300.3	3.10	29.3
26	0.00	0.0	445.1	1.46	19.9	0.13	9.7	415.8	0.54	20.6	0.03	6.4	471.8	1.36	18.4
27	0.08	1.7	902.4	11.19	9.8	0.19	3.4	857.7	14.96	10.3	0.08	2.4	1206.8	15.80	7.3
28	0.04	0.4	305.0	1.18	29.0	0.15	1.9	297.5	1.97	29.5	0.13	2.3	354.3	2.85	24.8
29	0.07	2.2	1071.1	5.53	8.3	0.28	8.0	996.9	10.09	8.8	0.09	5.0	1346.6	11.70	6.6
30	0.09	0.3	910.2	11.33	9.7	0.20	4.6	840.9	14.09	10.5	0.24	7.7	1173.7	14.01	7.5
31	0.01	0.0	248.4	1.60	35.7	0.07	2.2	243.9	2.80	35.8	0.11	2.5	303.1	3.06	28.9
32	0.00	0.0	431.0	1.30	20.6	0.25	18.8	399.5	0.65	20.6	0.02	7.0	466.2	1.33	18.6
BAG ACT.	0.13	3.2	627.2	5.02	14.0	0.22	3.4	595.3	6.39	14.8	0.16	8.3	781.0	7.20	11.2
CALC.	0.09	3.1	616.0	5.13	14.3	0.20	4.3	584.1	7.26	15.0	0.13	7.1	765.9	8.03	11.4
33	0.02	0.1	98.0	0.02	90.4	0.01	0.3	98.5	0.02	89.6	0.01	0.0	112.3	0.03	79.0
34	0.47	0.6	1274.1	0.19	7.0	0.21	2.0	1192.2	0.00	7.4	0.33	0.2	1367.0	0.03	6.5
35	0.20	0.3	802.6	0.19	11.0	1.19	17.5	784.7	0.24	10.9	0.18	0.2	673.7	0.02	13.2
36	0.77	10.7	508.0	0.06	16.8	0.90	11.5	509.7	0.19	16.7	0.09	0.1	607.0	0.33	14.6
37	0.13	0.3	398.8	1.13	22.2	0.38	12.4	388.2	0.67	21.7	0.07	0.1	499.0	0.94	17.8
38	0.06	0.2	452.7	1.40	19.6	0.05	0.2	442.3	2.59	20.0	0.02	0.1	550.5	3.47	16.1
39	0.03	0.1	511.3	4.22	17.3	0.01	0.1	521.5	6.51	17.0	0.03	0.2	665.8	8.70	13.3

EMISSION RESULTS IN GRAMS PER MILE (PER MINUTE FOR IDLE)

FUEL ECONOMY IN MILES PER GALLON (MINUTES PER GALLON FOR IDLE)

FUEL ECONOMY CALCULATIONS ASSUME A 1:1.85 CARBON TO HYDROGEN RATIO

APPENDIX E,CONT'D

LISTING OF MODAL RESULTS ON INDIVIDUAL VEHICLES

HOUSTON

	VEH	YEAR	MAKE	MODL	CID	VEH	YEAR	MAKE	MODL	CID	VEH	YEAR	MAKE	MODL	CID
	022	1975	CHRY	NEWP	400	023	1975	DODG	CORO	318	024	1975	DODG	DART	225
MODE NO.	HC	CO	CO2	NOX	MPG	HC	CO	CO2	NOX	MPG	HC	CO	CO2	NOX	MPG
1	4.88	201.1	1642.2	4.62	4.5	0.42	8.1	1399.9	8.41	6.3	0.00	42.7	1057.2	4.18	7.9
2	0.60	39.6	528.0	0.12	15.0	0.05	0.4	367.0	1.21	24.1	0.12	2.9	334.4	0.93	26.2
3	8.99	439.1	1709.2	0.42	3.7	0.56	17.2	1574.9	1.49	5.5	3.23	76.7	1033.1	0.96	7.6
4	2.26	107.5	1207.1	2.16	6.4	0.24	6.0	1022.5	3.79	8.6	1.04	22.8	682.5	2.31	12.3
5	0.12	2.0	1028.1	3.52	8.6	0.14	0.6	723.0	7.87	12.3	0.19	2.3	586.8	3.78	15.0
6	0.14	21.5	441.8	0.50	18.6	0.03	0.0	231.7	1.47	38.3	0.04	0.6	194.4	0.89	45.4
7	1.38	87.2	1149.3	4.82	6.9	0.20	0.1	982.7	14.55	9.0	0.76	37.2	708.2	7.23	11.5
8	0.05	8.7	383.6	0.75	22.3	0.04	0.0	310.6	3.38	28.6	0.05	0.4	217.7	2.29	40.6
9	0.07	2.8	972.3	5.04	9.1	0.12	0.1	742.4	10.97	11.9	0.13	4.9	573.1	5.43	15.3
10	1.14	16.8	429.3	1.07	19.3	0.06	0.0	267.5	2.14	33.1	0.15	1.5	211.9	1.63	41.3
11	1.17	78.0	1161.3	5.17	6.9	0.15	0.9	984.0	12.96	9.0	0.61	18.7	736.5	10.25	11.6
12	1.41	23.4	370.8	0.71	21.5	0.04	0.0	247.0	2.19	35.9	0.07	0.7	224.5	2.03	39.3
13	0.84	43.8	1262.7	6.46	6.7	0.14	1.2	1004.6	12.05	8.8	0.45	12.7	776.4	8.36	11.1
14	0.45	6.8	409.4	0.88	21.1	0.05	0.0	275.0	2.57	32.2	0.03	0.8	201.6	1.65	43.8
15	0.07	4.7	373.3	0.12	23.3	0.04	0.0	416.4	2.24	21.3	0.08	1.5	230.4	0.71	38.1
16	0.70	73.2	1091.2	0.25	7.3	0.07	0.2	748.8	0.86	11.8	1.39	39.3	606.2	0.62	13.2
17	1.79	54.3	1302.8	6.04	6.4	0.18	3.1	1076.8	8.55	8.2	0.73	15.6	795.4	6.15	10.8
18	0.09	15.4	365.4	0.34	22.8	0.05	0.1	343.4	3.22	25.8	0.04	0.7	201.2	0.93	43.8
19	0.94	49.0	1259.1	4.93	6.6	0.14	1.6	1038.7	7.93	8.5	0.65	12.6	736.2	4.72	11.7
20	0.55	32.5	381.4	0.31	20.4	0.04	0.1	279.3	0.97	31.8	0.05	1.4	241.3	1.18	36.4
21	1.94	123.2	1302.3	6.28	5.9	0.25	2.6	1138.5	16.26	7.8	0.85	29.4	850.7	11.19	9.9
22	2.31	26.0	362.2	0.60	21.6	0.06	0.0	240.7	1.65	36.8	0.26	2.6	221.3	1.69	39.2
23	2.56	128.7	1526.6	4.18	5.1	0.36	9.6	1236.9	5.87	7.1	1.24	29.0	870.3	4.21	9.6
24	0.09	3.2	1056.9	5.49	8.4	0.13	0.1	769.6	12.08	11.5	0.11	1.4	631.6	6.26	14.0
25	0.06	5.2	497.5	0.85	17.5	0.04	0.1	266.9	3.09	33.2	0.02	1.3	193.3	1.82	45.4
26	0.32	19.6	521.8	0.06	16.0	0.05	0.1	376.8	1.44	23.5	0.13	2.2	333.8	1.57	26.3
27	0.47	23.7	1140.2	5.71	7.5	0.13	1.0	887.9	10.13	10.0	0.29	6.0	683.3	6.22	12.8
28	2.27	31.4	363.8	0.57	21.1	0.05	0.1	305.0	2.44	29.1	0.29	3.3	228.7	1.54	37.8
29	2.13	105.6	1376.0	3.36	5.7	0.16	3.0	1112.0	4.02	7.9	0.97	21.6	748.4	4.31	11.3
30	0.15	10.2	1133.6	5.19	7.7	0.14	2.0	920.5	10.88	9.6	0.31	12.7	659.3	5.97	13.0
31	0.17	14.6	394.3	0.70	21.2	0.04	0.1	275.3	2.02	32.2	0.03	0.5	195.9	2.03	45.1
32	0.24	29.3	530.6	0.18	15.4	0.05	0.2	414.9	1.17	21.4	0.11	2.9	322.5	1.30	27.1
BAG ACT.	0.87	38.7	790.3	2.63	10.4	0.09	1.0	591.9	5.56	14.9	0.37	6.9	453.4	3.65	19.1
CALC.	0.83	35.9	781.0	2.60	10.6	0.09	0.8	587.3	5.53	15.1	0.32	7.7	450.4	3.96	19.1
33	1.01	40.3	90.1	0.01	56.6	0.01	0.0	84.2	0.01	105.4	0.30	6.5	71.8	0.05	107.0
34	14.22	508.6	1091.4	0.14	4.6	1.33	2.5	981.1	0.03	9.0	4.09	92.6	862.0	0.49	8.7
35	5.98	266.9	745.9	0.26	7.5	0.57	3.4	627.2	0.24	14.0	1.98	43.9	460.9	0.29	16.6
36	3.66	168.8	503.9	0.18	11.4	0.10	0.5	508.7	0.32	17.4	1.37	28.1	333.4	0.29	23.2
37	0.76	22.8	515.6	0.63	16.0	0.08	0.2	340.1	2.78	26.1	0.10	0.3	284.0	1.09	31.2
38	0.02	0.9	591.3	1.15	15.0	0.06	0.1	385.3	1.98	23.0	0.05	0.0	326.8	1.19	27.1
39	0.03	1.6	698.2	2.43	12.7	0.05	0.1	433.4	5.85	20.5	0.04	0.1	391.5	4.12	22.7

EMISSION RESULTS IN GRAMS PER MILE (PER MINUTE FOR IDLE)

FUEL ECONOMY IN MILES PER GALLON (MINUTES PER GALLON FOR IDLE)

FUEL ECONOMY CALCULATIONS ASSUME A 1:1.85 CARBON TO HYDROGEN RATIO

APPENDIX E,CONT'D

LISTING OF MODAL RESULTS ON INDIVIDUAL VEHICLES

HOUSTON

	VEH	YEAR	MAKE	MODL	CID	VEH	YEAR	MAKE	MODL	CID	VEH	YEAR	MAKE	MODL	CID
	025	1975	FORD	PINT	140	026	1975	FORD	GRAN	302	027	1975	FORD	MAVE	250
MODE NO.	HC	CO	CO2	NOX	MPG	HC	CO	CO2	NOX	MPG	HC	CO	CO2	NOX	MPG
1	6.92	38.7	782.9	4.60	10.3	1.02	6.9	1146.7	12.88	7.6	0.95	23.6	1145.6	3.23	7.5
2	4.38	1.8	227.1	0.17	36.4	0.11	0.1	515.2	0.63	17.2	0.28	1.9	393.0	0.47	22.4
3	3.94	15.5	1236.5	2.56	7.0	0.43	0.3	1315.0	0.89	6.7	1.35	10.2	1186.2	1.99	7.4
4	1.77	9.5	594.0	2.47	14.4	0.50	1.6	777.8	8.19	11.4	0.68	6.1	774.3	2.17	11.3
5	1.53	7.3	498.8	4.05	17.2	0.59	0.8	666.2	11.25	13.3	0.35	8.7	711.9	2.29	12.2
6	2.09	0.8	150.0	0.48	56.2	0.21	0.2	324.3	3.07	27.3	0.46	1.5	293.4	0.35	29.9
7	0.85	29.2	575.1	5.96	14.2	0.88	5.1	873.4	10.15	10.0	0.65	41.0	835.0	3.66	9.8
8	1.43	1.2	177.5	0.84	48.3	0.23	0.6	359.4	3.97	24.6	0.66	2.0	315.3	0.82	27.7
9	0.52	4.4	498.0	5.20	17.5	0.60	1.6	678.9	11.72	13.0	0.27	13.8	718.6	2.13	12.0
10	2.61	0.8	170.4	0.48	49.3	0.33	0.4	341.6	2.89	25.9	2.30	2.1	269.6	0.61	31.7
11	2.10	16.3	600.5	6.18	14.0	0.82	2.7	862.2	12.68	10.2	0.22	16.7	867.5	3.66	9.9
12	3.24	0.9	152.5	0.43	54.1	0.45	0.5	368.0	3.22	24.0	2.85	2.4	278.0	0.70	30.5
13	2.10	15.2	647.8	5.93	13.1	0.84	2.5	895.9	14.22	9.8	0.23	14.7	910.1	3.33	9.5
14	2.80	1.3	162.5	0.51	51.2	0.31	0.4	322.9	2.99	27.4	1.58	1.8	277.1	0.69	31.1
15	0.62	5.2	191.5	0.13	44.0	0.08	0.1	379.8	0.57	23.3	0.24	1.8	302.2	0.60	29.0
16	0.94	7.2	512.8	0.00	16.8	0.20	0.3	1024.5	0.36	8.7	0.66	5.2	710.4	1.03	12.3
17	3.35	19.0	656.7	4.90	12.7	0.87	2.2	893.3	16.05	9.9	0.43	15.3	890.2	3.41	9.7
18	2.62	1.0	147.4	0.37	56.5	0.22	0.2	339.8	2.74	26.0	0.93	1.6	275.2	0.34	31.6
19	1.94	13.7	633.9	4.86	13.4	0.76	2.1	823.3	14.53	10.7	0.45	14.2	800.3	3.17	10.8
20	2.88	1.8	170.0	0.43	48.8	0.25	0.2	400.5	2.74	22.1	1.97	1.9	303.5	0.38	28.4
21	3.53	36.7	673.3	6.39	12.0	0.95	4.6	1005.3	11.83	8.7	0.52	49.1	964.5	4.54	8.5
22	2.31	1.7	171.2	0.51	49.0	0.39	0.4	370.9	2.99	23.8	2.80	2.3	285.4	0.69	29.8
23	3.71	24.8	789.1	3.66	10.6	0.68	1.6	1032.0	13.15	8.6	0.79	13.7	1017.0	3.06	8.5
24	0.90	6.5	520.0	5.26	16.6	0.67	1.8	709.4	12.69	12.4	0.18	12.3	732.8	2.64	11.8
25	2.78	1.3	150.4	0.45	55.1	0.40	0.5	324.0	3.40	27.2	1.74	1.9	249.0	0.66	34.5
26	1.70	9.1	244.3	0.18	33.6	0.11	0.2	524.5	0.99	16.9	0.45	2.1	400.7	0.79	21.9
27	1.30	9.7	576.5	4.96	14.9	0.77	2.5	805.4	14.42	10.9	0.22	10.4	801.1	2.98	10.8
28	2.63	1.7	187.6	0.46	44.7	0.32	0.5	379.1	3.14	23.3	2.39	2.2	290.0	0.70	29.5
29	2.85	15.3	741.3	3.49	11.5	0.62	3.4	927.3	11.39	9.5	0.77	10.5	912.7	2.62	9.5
30	0.84	10.1	566.8	6.28	15.2	0.72	1.7	770.4	12.46	11.4	0.24	31.4	791.3	3.30	10.5
31	2.74	1.3	138.9	0.46	59.3	0.40	0.5	325.8	3.67	27.1	1.42	1.9	250.0	0.68	34.5
32	1.42	7.3	239.9	0.12	34.7	0.13	0.2	502.0	0.80	17.7	0.58	2.2	390.7	0.64	22.4
BAG ACT.	1.67	8.5	387.6	2.54	21.9	0.49	1.3	603.6	6.39	14.6	0.91	9.4	574.7	1.74	15.0
CALC.	1.67	7.4	386.1	2.62	22.0	0.46	1.3	597.6	7.22	14.8	0.84	8.4	553.5	1.75	15.6
33	0.79	0.6	37.0	0.00	219.7	0.05	0.0	135.3	0.04	65.5	0.15	0.3	84.1	0.04	104.4
34	0.55	8.8	646.2	0.11	13.4	0.63	0.4	1598.1	0.05	5.5	1.52	3.9	1038.1	0.37	8.5
35	0.32	14.9	602.7	0.40	14.2	0.32	0.2	811.9	0.03	10.9	0.71	2.6	562.5	0.16	15.6
36	0.30	10.7	355.2	0.20	23.8	0.21	0.2	541.3	0.02	16.4	0.48	1.8	450.4	0.16	19.5
37	0.19	4.0	275.1	0.71	31.5	0.15	0.1	437.5	0.88	20.3	0.18	1.8	466.7	0.48	18.9
38	0.24	1.4	265.6	0.69	33.0	0.24	0.3	457.4	5.20	19.4	0.19	2.2	476.1	0.62	18.5
39	0.19	1.6	328.3	1.71	26.8	0.21	1.0	537.4	7.85	16.4	0.08	3.1	515.7	1.97	17.0

EMISSION RESULTS IN GRAMS PER MILE (PER MINUTE FOR IDLE)

FUEL ECONOMY IN MILES PER GALLON (MINUTES PER GALLON FOR IDLE)

FUEL ECONOMY CALCULATIONS ASSUME A 1:1.85 CARBON TO HYDROGEN RATIO

APPENDIX E,CONT'D

LISTING OF MODAL RESULTS ON INDIVIDUAL VEHICLES

HOUSTON

	VEH	YEAR	MAKE	MODL	CID	VEH	YEAR	MAKE	MODL	CID	VEH	YEAR	MAKE	MODL	CID
	028	1975	FORD	LTD	351	029	1975	FORD	LTD	400	030	1975	MERC	MARQ	400
MODE NO.	HC	CO	CO2	NOX	MPG	HC	CO	CO2	NOX	MPG	HC	CO	CO2	NOX	MPG
1	1.44	13.5	1367.4	12.84	6.4	1.40	15.7	1449.3	16.93	6.0	1.49	22.1	1544.5	13.35	5.6
2	0.49	3.8	507.7	0.85	17.2	0.36	9.3	547.3	0.59	15.8	0.23	12.3	638.8	1.27	13.5
3	1.68	12.8	1377.3	3.28	6.3	1.65	38.4	1787.0	3.02	4.8	1.29	46.9	1808.0	3.09	4.7
4	1.01	15.6	865.9	5.92	9.9	0.49	7.8	1036.2	5.96	8.5	0.80	19.5	1067.2	3.93	8.1
5	0.65	6.8	804.2	8.58	10.9	0.47	4.8	841.5	10.38	10.4	0.61	6.5	882.0	7.30	9.9
6	1.12	4.4	356.9	1.74	24.2	0.87	4.1	351.5	0.97	24.6	0.66	3.4	371.6	0.43	23.4
7	2.23	134.7	1062.0	7.46	6.9	0.61	15.8	1065.2	15.18	8.1	1.03	92.0	1151.5	7.07	6.8
8	0.62	3.7	385.6	4.00	22.6	0.90	4.2	366.1	2.91	23.6	0.72	3.2	368.4	1.70	23.6
9	0.45	9.8	812.6	11.07	10.7	0.47	8.1	833.4	13.00	10.5	0.50	11.3	859.6	9.34	10.1
10	0.72	3.2	348.7	2.50	24.9	2.02	4.8	352.2	1.89	24.2	1.20	3.2	362.7	1.43	23.9
11	0.90	76.9	1107.2	8.80	7.2	0.71	13.9	1018.6	17.48	8.5	0.49	32.8	1185.4	9.64	7.2
12	0.51	4.5	389.8	2.93	22.3	2.99	5.3	349.1	2.06	24.2	1.22	4.6	387.8	1.14	22.3
13	0.62	49.1	1150.1	10.90	7.2	0.74	14.2	1061.7	18.14	8.2	0.54	21.8	1216.4	11.36	7.1
14	0.28	4.1	365.7	3.04	23.8	2.13	4.1	334.8	2.13	25.5	0.83	3.3	365.6	1.50	23.8
15	0.23	6.1	398.9	0.95	21.7	0.31	5.6	414.3	0.72	20.9	0.13	6.1	436.8	0.67	19.9
16	0.87	9.9	1002.6	1.58	8.7	1.22	38.0	1019.9	0.76	8.2	0.60	31.4	994.6	0.12	8.5
17	0.72	16.1	1119.7	12.07	7.7	0.91	12.1	1080.2	17.07	8.1	0.92	15.6	1170.2	12.56	7.4
18	0.67	4.5	364.5	1.59	23.8	1.78	5.8	364.7	0.84	23.4	0.36	5.3	400.9	0.46	21.6
19	0.72	11.3	1000.7	11.81	8.7	0.80	11.0	1019.9	14.62	8.5	0.78	12.2	1034.8	10.04	8.4
20	0.90	5.2	403.5	1.59	21.4	2.33	7.3	416.4	1.10	20.4	0.57	8.3	472.6	0.47	18.2
21	1.41	130.3	1307.1	7.73	5.9	0.71	22.6	1209.0	16.86	7.1	0.85	64.9	1374.8	9.94	6.0
22	1.22	5.3	361.3	2.55	23.8	2.75	5.7	368.3	2.06	23.0	1.17	4.9	380.7	1.00	22.6
23	1.11	15.2	1143.7	12.67	7.6	1.10	21.1	1291.1	10.40	6.7	0.99	22.5	1323.6	9.05	6.5
24	0.48	11.1	854.1	11.50	10.2	0.46	9.1	867.6	13.52	10.0	0.51	15.1	930.7	9.66	9.3
25	0.81	4.6	332.6	3.13	25.9	2.11	4.6	317.2	2.13	26.8	0.13	4.1	434.8	1.84	20.1
26	0.49	9.6	536.0	1.19	16.1	0.49	12.1	574.1	1.04	14.9	0.13	9.6	603.3	1.09	14.3
27	0.48	12.2	969.9	12.21	9.0	0.64	10.8	940.7	16.09	9.2	0.61	16.6	1021.5	11.53	8.5
28	1.08	5.3	366.2	2.78	23.5	1.91	6.5	394.8	2.03	21.6	0.18	6.1	446.3	1.65	19.4
29	1.01	13.0	1011.7	10.58	8.6	0.93	20.3	1188.9	8.14	7.3	0.86	21.8	1232.0	5.93	7.0
30	0.50	37.5	981.7	8.40	8.5	0.51	13.0	947.4	14.96	9.2	0.58	20.8	1056.2	10.33	8.1
31	0.97	5.0	319.5	3.09	26.9	2.13	4.7	305.2	2.12	27.8	0.97	4.1	335.5	1.18	25.7
32	0.50	7.8	507.0	1.10	17.0	0.49	13.3	547.1	0.89	15.6	0.20	12.5	597.8	1.12	14.4
BAG ACT.	0.70	19.6	683.4	6.30	12.4	0.95	6.2	711.5	6.86	12.3	0.58	12.5	756.8	5.03	11.4
CALC.	0.67	18.5	677.7	6.38	12.5	0.99	9.1	689.4	7.25	12.6	0.55	13.9	739.4	5.04	11.6
33	0.19	0.2	124.9	0.13	70.5	0.17	1.8	135.7	0.02	63.8	0.14	2.1	132.5	0.15	65.2
34	2.73	2.1	1469.3	1.16	6.0	2.18	24.0	1617.7	0.07	5.3	1.60	20.6	1599.5	1.30	5.4
35	1.55	2.0	804.7	0.29	10.9	1.01	11.8	803.8	0.03	10.8	0.81	10.5	794.7	0.58	10.9
36	1.10	0.8	486.5	0.26	18.1	0.26	1.8	754.2	0.29	11.7	0.52	5.9	560.3	0.48	15.5
37	0.40	1.4	432.7	1.09	20.4	0.07	1.0	636.9	0.90	13.9	0.13	2.2	587.2	1.50	15.0
38	0.26	1.8	493.8	3.08	17.8	0.09	2.0	589.9	2.00	15.0	0.22	3.1	591.6	1.26	14.9
39	0.27	5.0	578.7	8.47	15.1	0.13	3.0	605.5	6.24	14.5	0.14	2.4	601.9	4.68	14.6

EMISSION RESULTS IN GRAMS PER MILE (PER MINUTE FOR IDLE)

FUEL ECONOMY IN MILES PER GALLON (MINUTES PER GALLON FOR IDLE)

FUEL ECONOMY CALCULATIONS ASSUME A 1:1.85 CARBON TO HYDROGEN RATIO

APPENDIX E,CONT'D

LISTING OF MODAL RESULTS ON INDIVIDUAL VEHICLES

HOUSTON

	VEH	YEAR	MAKE	MODL	CID	VEH	YEAR	MAKE	MODL	CID	VEH	YEAR	MAKE	MODL	CID
	031	1975	MERC	COUG	351	032	1975	OLDS	DELT	350	033	1975	OLDS	STAW	350
MODE NO.	HC	CO	CO2	NOX	MPG	HC	CO	CO2	NOX	MPG	HC	CO	CO2	NOX	MPG
1	1.34	33.4	1161.9	9.98	7.3	0.43	11.2	1554.8	8.54	5.6	4.31	76.7	1468.4	4.86	5.5
2	0.38	11.9	566.7	0.87	15.1	0.12	5.9	271.6	1.50	31.6	0.39	0.0	365.3	0.00	24.2
3	0.99	57.8	1325.7	0.00	6.3	0.51	20.8	1529.2	3.09	5.7	10.65	200.4	1646.7	1.62	4.4
4	0.79	19.9	778.1	3.15	10.9	0.29	8.2	1001.2	4.47	8.7	1.03	10.1	1006.3	2.07	8.7
5	0.84	5.4	661.5	6.07	13.2	0.18	3.3	871.6	6.32	10.1	0.37	0.0	904.8	3.52	9.8
6	0.35	1.2	394.5	1.27	22.3	0.07	2.2	182.5	0.46	47.6	0.08	0.0	280.5	0.51	31.6
7	1.23	14.8	842.4	12.03	10.2	3.27	157.9	993.4	6.86	7.1	0.56	33.7	1169.2	5.47	7.3
8	0.37	1.4	439.4	5.25	20.0	0.09	1.9	223.1	1.03	39.2	0.04	0.0	252.3	1.21	35.2
9	0.77	1.3	693.9	9.79	12.7	0.32	13.2	891.3	7.10	9.7	0.17	0.2	839.0	6.57	10.6
10	0.25	0.8	384.5	2.93	23.0	0.06	2.4	218.3	0.74	39.9	0.22	1.0	258.8	0.75	34.0
11	1.19	8.7	900.0	16.17	9.7	1.23	49.9	1084.9	9.04	7.6	0.49	7.5	1085.8	8.39	8.1
12	0.36	0.6	429.9	3.90	20.5	0.08	2.5	198.0	0.80	43.9	0.10	0.0	251.4	0.86	35.3
13	1.19	7.7	935.3	16.76	9.3	1.05	42.7	1141.6	9.88	7.3	0.74	16.7	1206.5	8.10	7.2
14	0.25	0.7	384.4	3.51	23.0	0.06	2.1	214.0	0.84	40.8	0.05	0.0	300.3	1.89	29.5
15	0.23	8.6	456.3	1.42	18.9	0.08	5.3	205.7	1.96	41.4	0.06	0.0	265.1	0.04	33.5
16	0.46	30.3	1099.8	0.00	7.7	0.22	14.3	515.8	1.36	16.5	2.23	38.4	652.1	0.00	12.3
17	1.24	9.8	945.7	13.66	9.2	0.25	8.8	1194.2	8.91	7.3	0.97	16.7	1173.2	6.87	7.4
18	0.28	0.6	416.7	1.27	21.2	0.06	3.5	188.8	0.52	45.6	0.05	0.0	227.7	0.16	39.0
19	1.04	8.4	819.8	10.08	10.6	0.19	5.8	1119.7	9.40	7.9	0.41	4.7	1092.2	5.48	8.1
20	0.35	0.2	469.5	1.25	18.8	0.08	4.5	217.8	0.59	39.4	0.06	0.0	254.4	0.12	34.9
21	1.37	19.1	1042.4	16.60	8.2	3.15	156.5	1185.7	8.22	6.2	1.31	57.7	1292.5	6.45	6.4
22	0.30	1.3	432.8	3.89	20.4	0.10	3.3	218.3	0.74	39.7	0.17	2.3	339.2	1.96	25.8
23	1.09	23.8	1064.1	7.34	8.0	0.25	12.1	1276.0	7.14	6.8	2.41	50.8	1252.7	4.57	6.6
24	0.90	3.7	734.4	11.96	11.9	0.33	17.3	904.6	7.78	9.5	0.15	3.2	959.0	5.92	9.2
25	0.28	1.0	398.4	4.12	22.1	0.05	2.6	193.3	0.78	44.9	0.02	0.0	227.0	0.97	39.1
26	0.28	10.8	614.3	1.39	14.0	0.13	6.9	280.3	2.83	30.4	0.06	0.0	305.6	0.24	29.0
27	1.06	5.5	846.4	14.84	10.3	0.15	4.6	1028.2	8.58	8.6	0.50	7.9	1016.0	7.23	8.6
28	0.26	1.3	424.2	3.12	20.8	0.06	3.3	233.2	0.68	37.2	0.29	2.7	280.4	0.75	31.1
29	0.95	18.6	985.4	5.52	8.7	0.46	21.5	1127.5	6.80	7.6	2.11	44.0	1144.2	3.52	7.3
30	0.95	4.7	784.2	12.31	11.2	1.61	80.1	933.9	7.23	8.3	0.30	14.6	944.0	6.41	9.2
31	0.34	1.0	402.3	4.92	21.9	0.07	2.9	171.6	0.85	50.3	0.03	0.0	238.2	1.09	37.3
32	0.27	10.5	589.2	1.24	14.6	0.12	7.6	270.5	2.94	31.4	0.04	0.0	274.9	0.59	32.3
BAG ACT.	0.59	6.5	654.1	7.35	13.3	0.39	16.3	626.2	3.84	13.6	0.50	10.1	678.1	3.29	12.8
CALC.	0.65	5.8	644.2	7.71	13.5	0.40	17.3	604.5	3.90	14.0	0.53	9.2	666.6	3.44	13.0
33	0.14	8.5	134.8	0.00	59.8	0.01	0.0	68.2	0.03	130.1	0.56	9.1	78.6	0.05	93.7
34	1.64	88.5	1617.3	0.00	5.0	0.23	0.0	827.4	0.01	10.7	8.43	107.3	980.8	0.29	7.5
35	0.90	44.9	808.7	0.00	10.1	0.22	0.0	708.5	0.52	12.5	1.37	4.2	620.9	0.32	14.0
36	0.53	27.6	545.9	0.00	15.0	0.17	0.1	469.0	0.51	18.9	1.34	5.1	381.3	0.36	22.6
37	0.41	9.6	447.6	1.29	19.1	0.12	0.1	375.7	2.59	23.6	0.47	0.0	421.2	0.43	21.0
38	0.45	1.3	497.5	1.85	17.7	0.08	0.1	458.9	1.22	19.3	0.10	0.0	359.5	0.64	24.7
39	0.42	1.7	547.7	7.35	16.1	0.05	0.1	557.2	3.44	15.9	0.05	0.1	560.5	2.80	15.8

EMISSION RESULTS IN GRAMS PER MILE (PER MINUTE FOR IDLE)

FUEL ECONOMY IN MILES PER GALLON (MINUTES PER GALLON FOR IDLE)

FUEL ECONOMY CALCULATIONS ASSUME A 1:1.85 CARBON TO HYDROGEN RATIO

APPENDIX E,CONT'D

LISTING OF MODAL RESULTS ON INDIVIDUAL VEHICLES

HOUSTON

	VEH	YEAR	MAKE	MODL	CID	VEH	YEAR	MAKE	MODL	CID	VEH	YEAR	MAKE	MODL	CID
	034	1975	OLDS	DELT	455	035	1975	PLYM	FURY	318	036	1975	PLYM	VALI	225
MODE NO.	HC	CO	CO2	NOX	MPG	HC	CO	CO2	NOX	MPG	HC	CO	CO2	NOX	MPG
1	4.11	100.1	1669.4	4.27	4.8	0.42	0.5	1470.5	8.68	6.0	1.31	20.6	1038.1	6.05	8.3
2	0.54	12.9	406.0	0.85	20.7	0.11	0.2	309.2	2.09	28.6	0.16	1.6	349.0	2.34	25.2
3	11.35	317.8	1729.4	1.96	3.9	0.39	0.5	1751.9	1.93	5.1	0.35	1.9	1198.8	0.29	7.4
4	3.05	71.5	1106.7	2.04	7.2	0.40	1.1	1013.7	3.77	8.7	0.49	9.3	722.3	2.60	12.0
5	0.20	1.0	973.5	2.72	9.1	0.29	0.2	752.6	8.37	11.8	0.16	0.1	614.2	5.71	14.4
6	0.05	0.6	271.7	0.30	32.5	0.09	0.1	213.9	0.69	41.4	0.06	0.0	201.1	0.69	44.1
7	0.58	42.7	1165.1	3.97	7.2	0.35	0.4	1007.5	14.87	8.8	0.32	3.7	787.9	14.30	11.2
8	0.05	0.4	325.4	0.90	27.2	0.06	0.1	235.0	2.37	37.7	0.05	0.1	214.8	2.17	41.3
9	0.17	3.4	956.9	3.14	9.2	0.20	0.2	764.7	9.96	11.6	0.10	0.3	604.0	7.90	14.7
10	1.10	10.7	287.8	0.53	28.8	0.10	0.1	228.4	1.46	38.8	0.08	0.1	219.8	1.29	40.3
11	0.85	17.9	1193.0	4.79	7.3	0.22	0.4	1000.9	12.70	8.9	0.19	3.1	767.8	13.12	11.5
12	1.19	10.1	305.7	0.68	27.3	0.10	0.2	224.0	1.83	39.5	0.06	0.3	239.7	1.85	36.9
13	0.81	20.9	1259.0	4.87	6.9	0.20	0.5	1039.6	11.76	8.5	0.12	0.2	807.3	12.29	11.0
14	0.61	5.7	281.0	0.64	30.4	0.07	0.2	212.8	1.71	41.6	0.06	0.1	204.0	1.39	43.4
15	0.12	2.1	288.0	0.48	30.4	0.04	0.2	249.7	0.96	35.5	0.05	0.1	257.5	2.02	34.4
16	6.83	186.5	696.7	0.28	8.8	0.23	0.9	588.6	0.62	15.0	0.14	0.2	734.9	1.01	12.1
17	1.47	37.4	1307.5	4.10	6.5	0.25	0.5	1097.9	8.03	8.1	0.21	3.7	841.1	7.39	10.5
18	0.73	8.1	263.9	0.24	31.8	0.08	0.2	211.4	0.62	41.9	0.05	0.4	213.9	0.75	41.3
19	1.62	36.0	1186.7	3.60	7.1	0.24	0.3	1036.5	8.42	8.6	0.16	0.8	778.9	6.11	11.4
20	1.41	17.0	308.1	0.28	26.2	0.11	0.2	236.1	0.59	37.5	0.12	1.9	263.2	0.84	33.3
21	1.19	40.1	1383.5	4.86	6.1	0.28	0.4	1160.4	15.72	7.6	0.39	9.0	880.4	17.34	9.9
22	1.56	15.4	300.6	0.56	26.9	0.13	0.2	234.2	1.51	37.8	0.13	0.7	242.5	1.54	36.4
23	3.08	90.2	1428.2	3.06	5.6	0.20	0.5	1288.2	5.63	6.9	0.14	0.3	918.4	5.44	9.7
24	0.15	2.5	991.9	3.56	8.9	0.22	0.3	800.5	10.31	11.1	0.11	0.2	640.7	9.59	13.8
25	0.14	1.3	283.5	0.67	31.0	0.06	0.2	207.7	1.64	42.6	0.03	0.1	203.5	1.54	43.6
26	0.18	3.8	411.2	0.85	21.2	0.04	0.3	319.5	1.45	27.7	0.06	0.2	357.9	2.61	24.8
27	0.73	21.2	1109.7	3.74	7.7	0.18	0.4	915.5	9.07	9.7	0.11	0.2	716.0	8.44	12.4
28	1.70	20.3	300.6	0.54	26.3	0.11	0.2	246.3	1.57	35.9	0.09	0.3	243.9	1.31	36.3
29	2.76	81.9	1270.7	2.57	6.3	0.15	0.5	1141.9	3.38	7.8	0.13	0.6	810.7	4.70	10.9
30	0.17	4.8	1088.3	3.81	8.1	0.24	0.3	888.4	12.70	10.0	0.16	1.4	698.7	12.16	12.7
31	0.08	1.9	265.8	0.77	33.0	0.05	0.2	200.2	1.74	44.2	1.72	0.1	200.6	1.95	43.0
32	0.54	14.6	401.0	1.56	20.8	0.04	0.4	305.6	1.36	29.0	0.06	0.3	351.9	2.54	25.2
BAG ACT.	1.04	20.3	714.5	1.97	11.8	0.14	0.1	585.9	4.89	15.1	0.13	1.6	479.7	4.95	18.4
CALC.	1.04	21.2	702.1	2.02	12.0	0.15	0.3	581.5	5.08	15.2	0.16	1.3	471.2	5.11	18.7
33	0.95	26.5	81.4	0.02	70.4	0.02	0.0	76.8	0.02	115.5	0.02	0.0	86.0	0.06	103.1
34	13.17	328.3	967.5	0.15	5.8	0.42	0.0	949.6	0.01	9.3	0.25	0.2	1026.3	0.40	8.6
35	7.23	176.7	483.9	0.08	11.3	1.65	0.1	713.6	0.64	12.3	0.15	0.2	575.6	0.18	15.4
36	4.09	89.8	421.8	0.13	15.4	1.71	0.1	584.6	0.70	15.0	0.11	0.3	394.2	0.33	22.5
37	0.17	1.2	434.9	0.46	20.3	0.12	0.0	357.7	2.87	24.8	0.08	0.1	282.3	2.31	31.4
38	0.12	1.6	534.3	0.54	16.5	0.13	0.1	422.4	1.32	21.0	0.07	0.1	327.2	1.12	27.1
39	0.06	1.8	628.9	1.85	14.0	0.08	0.1	462.0	5.34	19.2	0.04	0.1	382.8	4.18	23.2

EMISSION RESULTS IN GRAMS PER MILE (PER MINUTE FOR IDLE)

FUEL ECONOMY IN MILES PER GALLON (MINUTES PER GALLON FOR IDLE)

FUEL ECONOMY CALCULATIONS ASSUME A 1:1.85 CARBON TO HYDROGEN RATIO

APPENDIX E,CONT'D

LISTING OF MODAL RESULTS ON INDIVIDUAL VEHICLES

HOUSTON

	VEH 037	YEAR 1975	MAKE PONT	MODL CATA	CID 400	VEH 038	YEAR 1975	MAKE PONT	MODL LEMA	CID 350	VEH 039	YEAR 1975	MAKE PONT	MODL STAW	CID 455
MODE NO.	HC	CO	CO2	NOX	MPG	HC	CO	CO2	NOX	MPG	HC	CO	CO2	NOX	MPG
1	5.76	177.9	1199.5	17.34	5.9	2.07	29.0	1441.4	8.61	5.9	3.30	72.5	1673.3	6.26	4.9
2	2.51	71.8	410.9	0.70	16.7	0.17	12.2	508.1	1.90	16.8	0.34	6.2	413.0	0.17	20.9
3	13.98	484.3	1087.4	0.54	4.7	4.97	100.5	1591.4	3.08	5.0	7.23	154.8	1752.2	0.96	4.4
4	5.48	144.8	779.9	6.89	8.7	1.51	32.2	1007.6	5.91	8.4	1.23	31.9	1175.0	2.76	7.2
5	1.23	25.3	726.7	10.48	11.5	0.15	2.3	805.2	6.37	11.0	0.19	3.1	955.2	4.44	9.2
6	0.08	0.4	265.0	3.08	33.4	0.05	3.3	267.9	1.31	32.5	0.04	1.0	249.4	0.64	35.3
7	1.80	32.9	923.1	13.19	9.1	1.34	39.0	989.2	10.44	8.4	1.97	135.2	1161.8	5.78	6.4
8	0.08	0.6	269.8	6.12	32.8	0.06	2.5	276.2	2.48	31.7	0.05	1.3	260.5	1.67	33.8
9	0.23	0.9	751.3	13.95	11.8	0.56	25.7	768.1	5.96	11.0	0.30	23.9	968.1	5.83	8.8
10	1.91	15.4	261.5	4.39	30.4	0.32	12.9	285.6	1.69	28.9	0.59	5.7	266.4	1.05	32.0
11	1.51	37.2	928.5	16.86	9.0	1.45	57.5	966.7	9.20	8.4	1.36	64.9	1207.1	7.06	6.8
12	1.71	11.9	291.8	5.62	28.1	0.45	15.8	306.1	2.16	26.7	0.72	7.2	266.6	1.23	31.7
13	1.23	34.4	973.4	18.65	8.6	1.37	58.6	1007.3	9.15	8.0	0.96	47.9	1256.7	7.65	6.6
14	0.69	5.8	258.0	4.49	33.0	0.22	8.4	285.2	2.01	29.7	0.24	3.0	256.4	1.26	33.9
15	1.67	40.9	315.1	0.92	23.1	0.10	9.3	376.9	1.95	22.7	0.08	4.4	325.3	0.08	26.7
16	10.19	329.7	637.8	0.50	7.5	3.42	110.2	1010.4	0.49	7.4	4.31	122.8	771.5	0.00	9.1
17	2.08	59.2	980.7	21.59	8.2	0.82	24.9	1123.8	8.31	7.6	1.07	28.7	1272.2	7.29	6.7
18	0.67	6.2	271.8	2.82	31.3	0.16	11.8	305.2	1.23	27.4	0.19	3.3	269.7	0.56	32.2
19	2.60	65.4	907.4	16.84	8.7	0.91	33.1	1038.8	7.73	8.1	1.24	42.8	1187.8	4.30	7.0
20	1.92	17.3	321.8	2.75	25.0	0.29	20.7	380.6	1.28	21.4	0.86	10.4	319.3	0.51	26.2
21	2.37	63.0	1083.9	17.78	7.5	1.94	73.9	1148.5	10.43	7.0	2.59	162.1	1294.1	6.09	5.7
22	2.48	21.1	283.7	4.32	27.3	0.45	17.7	321.5	1.79	25.3	0.91	9.9	287.9	1.17	29.0
23	4.44	142.9	1073.1	18.31	6.8	1.53	45.6	1269.5	9.82	6.6	2.32	65.8	1387.8	4.86	5.9
24	0.60	12.5	779.1	15.34	11.1	0.65	32.0	831.8	6.45	10.0	0.33	24.6	991.7	5.50	8.6
25	0.29	3.1	253.6	4.95	34.2	0.17	7.8	272.2	2.15	31.1	0.07	2.7	248.5	1.27	35.1
26	2.46	64.2	434.7	1.15	16.3	0.56	27.9	533.3	1.80	15.3	0.17	10.5	446.3	0.18	19.2
27	1.02	28.9	860.3	18.61	9.8	0.79	33.5	920.9	8.77	9.1	0.52	20.4	1079.7	7.12	8.0
28	2.34	23.4	293.0	4.12	26.3	0.44	19.2	329.4	1.73	24.6	0.97	13.3	287.9	0.97	28.5
29	4.15	135.7	919.5	14.17	7.7	1.42	43.3	1114.6	9.10	7.5	1.88	59.8	1245.8	4.14	6.6
30	0.93	23.8	848.8	14.03	10.0	0.91	39.8	915.2	8.15	9.1	1.21	83.3	1063.8	4.90	7.4
31	0.06	0.3	260.5	5.32	34.0	0.07	4.9	267.5	2.27	32.2	0.04	2.8	228.5	1.39	38.1
32	2.41	66.6	405.8	0.83	17.1	0.74	37.4	510.7	1.17	15.5	0.32	14.9	423.0	0.18	19.8
BAG ACT.	1.65	35.9	586.0	8.23	13.7	0.67	20.8	634.4	4.76	13.3	0.85	25.4	697.3	3.43	12.0
CALC.	1.69	34.6	572.8	10.01	14.0	0.64	24.5	623.0	5.06	13.4	0.84	27.1	675.8	3.37	12.3
33	1.22	41.5	56.0	0.00	71.0	0.58	11.9	127.7	0.00	59.8	0.65	11.1	100.9	0.03	73.7
34	18.31	517.1	653.0	0.00	5.8	7.52	151.1	1552.7	0.00	4.9	9.10	126.1	1230.8	0.19	6.1
35	11.41	254.4	345.7	0.00	11.4	3.51	64.8	801.5	0.00	9.7	4.71	54.9	620.3	0.07	12.3
36	6.14	162.2	236.6	0.00	17.4	2.32	36.5	544.4	0.00	14.6	0.44	0.6	571.1	0.26	15.5
37	1.62	38.7	301.5	0.48	24.2	0.24	1.2	427.9	2.34	20.6	0.16	0.0	496.6	0.40	17.9
38	0.03	0.8	400.7	4.98	22.1	0.12	0.0	465.8	2.43	19.0	0.08	0.0	494.0	1.52	18.0
39	0.03	1.8	531.0	11.28	16.6	0.11	0.1	531.0	5.76	16.7	0.04	0.0	578.6	4.49	15.3

EMISSION RESULTS IN GRAMS PER MILE (PER MINUTE FOR IDLE)

FUEL ECONOMY IN MILES PER GALLON (MINUTES PER GALLON FOR IDLE)

FUEL ECONOMY CALCULATIONS ASSUME A 1:1.85 CARBON TO HYDROGEN RATIO

APPENDIX E,CONT'D

LISTING OF MODAL RESULTS ON INDIVIDUAL VEHICLES

HOUSTON

	VEH	YEAR	MAKE	MODL	CID	VEH	YEAR	MAKE	MODL	CID	VEH	YEAR	MAKE	MODL	CID
	040	1976	CAPR	SEDA	140	041	1975	DATS	SEDA	85	042	1975	HOND	CVCC	91
MODE NO.	HC	CO	CO2	NOX	MPG	HC	CO	CO2	NOX	MPG	HC	CO	CO2	NOX	MPG
1	2.09	43.3	808.0	4.37	10.1	5.02	29.8	569.7	5.60	14.0	1.76	14.0	575.4	2.78	14.7
2	0.29	6.8	374.0	0.46	23.0	1.23	1.9	195.4	2.14	43.9	0.07	1.8	229.4	0.35	38.2
3	0.89	40.9	1053.8	1.28	7.9	3.64	24.4	532.7	0.85	15.2	1.03	5.7	696.9	0.32	12.5
4	0.61	13.3	585.6	2.09	14.6	2.81	14.9	415.5	3.25	19.8	0.24	4.1	457.7	1.38	19.1
5	0.74	6.8	486.7	3.63	17.8	2.31	11.6	356.8	5.11	23.2	0.14	3.1	374.2	2.30	23.4
6	0.22	3.0	238.4	0.89	36.4	0.90	3.0	173.3	1.97	49.1	0.02	1.0	144.6	0.58	60.7
7	0.51	31.9	537.3	4.66	15.1	3.67	20.1	449.2	7.08	18.0	1.04	9.7	368.2	4.59	23.0
8	0.23	2.2	255.6	2.22	34.2	0.87	5.3	192.0	3.09	43.7	0.03	1.0	160.1	1.46	54.9
9	0.49	4.4	478.9	5.44	18.2	2.13	14.6	381.8	5.97	21.6	0.43	5.0	357.5	4.46	24.2
10	0.21	3.1	244.9	1.52	35.4	0.64	2.6	170.9	2.12	50.1	0.01	0.6	156.0	0.88	56.5
11	1.03	16.8	594.3	7.40	14.2	3.54	31.7	464.7	6.43	16.9	1.12	15.6	429.9	5.53	19.4
12	0.23	3.0	260.4	1.79	33.4	0.67	3.1	179.3	2.50	47.6	0.01	0.7	160.0	1.08	55.1
13	1.10	17.2	626.3	7.28	13.5	3.23	241.6	469.4	6.25	10.3	1.11	15.0	452.5	5.85	18.5
14	0.20	3.0	242.9	1.75	35.8	0.57	2.6	165.6	2.10	51.8	0.01	0.6	151.2	1.01	58.3
15	0.15	13.2	282.7	0.29	29.2	0.97	1.3	159.5	1.45	53.9	0.00	1.1	155.0	0.33	56.6
16	0.33	29.4	737.8	0.25	11.3	2.14	21.8	319.4	0.37	24.6	0.04	3.3	412.6	0.12	21.2
17	1.22	17.8	632.8	6.29	13.4	3.24	48.0	480.6	5.95	15.7	0.72	10.0	463.5	4.09	18.4
18	0.17	4.9	250.3	0.77	34.3	0.81	2.3	167.3	1.72	51.1	0.01	0.8	148.6	0.52	59.2
19	0.77	13.4	602.3	5.01	14.2	2.74	21.4	458.4	5.39	17.7	0.22	4.1	454.0	3.60	19.2
20	0.18	5.6	276.3	0.78	31.1	0.83	3.6	180.5	1.56	47.0	0.00	0.8	167.9	0.55	52.4
21	1.43	46.5	650.7	5.52	12.2	4.56	33.7	520.7	6.63	15.1	2.17	22.6	459.2	6.03	17.7
22	0.24	4.9	257.2	1.68	33.4	0.65	3.6	179.1	2.19	47.5	0.03	0.7	161.6	1.00	54.5
23	1.11	28.9	741.9	4.19	11.2	3.42	23.4	506.6	4.63	16.0	0.37	6.8	555.1	3.22	15.7
24	0.56	5.9	519.1	5.67	16.7	2.31	18.9	385.8	5.78	21.0	0.52	6.4	384.6	4.79	22.4
25	0.21	3.5	237.3	1.94	36.5	0.63	2.9	171.8	2.34	49.8	0.01	0.7	148.7	1.18	59.2
26	0.20	19.9	349.8	0.42	23.2	1.22	2.0	209.2	1.93	41.0	0.00	1.4	195.5	0.36	44.9
27	0.74	11.4	556.3	6.82	15.4	2.64	51.3	421.0	5.96	17.4	0.45	5.7	410.5	5.13	21.1
28	0.24	5.6	259.1	1.59	33.0	0.61	3.1	175.4	2.02	48.7	0.01	0.9	170.6	0.88	51.6
29	0.78	21.6	712.7	3.31	11.8	3.15	16.2	472.5	4.29	17.5	0.27	5.3	513.0	2.29	17.0
30	0.63	10.6	538.0	6.42	15.9	3.56	31.1	439.6	6.79	17.8	0.95	10.5	400.7	4.68	21.1
31	0.28	4.1	243.4	2.15	35.4	0.70	4.5	176.8	2.52	47.7	0.02	0.8	148.0	1.28	59.5
32	0.18	17.1	337.4	0.35	24.3	1.12	1.6	197.0	1.82	43.7	0.00	1.3	188.9	0.29	46.5
BAG ACT.	0.57	7.9	429.6	3.42	20.0	1.70	20.6	307.6	3.26	25.7	0.34	5.3	299.5	2.77	28.7
CALC.	0.50	9.9	422.5	3.67	20.2	1.73	22.6	304.5	3.85	25.7	0,33	4.7	296.7	2.67	29.1
33	0.07	2.6	70.4	0.00	118.8	0.30	1.9	35.3	0.02	226.2	0.13	0.3	40.7	0.00	213.4
34	0.81	31.3	839.1	0.01	10.0	2.97	15.8	434.8	0.01	18.9	1.71	3.5	533.9	0.10	16.3
35	0.36	23.0	770.2	0.37	11.0	1.64	12.7	242.7	0.05	33.1	0.27	3.8	575.3	0.44	15.2
36	0.18	16.3	492.3	0.17	17.1	1.58	13.1	205.5	0.34	38.4	0.20	2.9	359.0	0.37	24.4
37	0.18	3.3	353.2	0.99	24.7	1.42	1.5	203.0	2.20	42.3	0.06	1.7	272.8	0.61	32.2
38	0.25	1.6	318.6	1.59	27.6	1.24	3.1	233.6	3.05	36.6	0.03	1.3	242.4	1.15	36.3
39	0.29	2.0	361.8	3.99	24.3	0.98	5.0	277.3	5.23	30.8	0.03	1.2	271.2	2.88	32.5

EMISSION RESULTS IN GRAMS PER MILE (PER MINUTE FOR IDLE)

FUEL ECONOMY IN MILES PER GALLON (MINUTES PER GALLON FOR IDLE)

FUEL ECONOMY CALCULATIONS ASSUME A 1:1.85 CARBON TO HYDROGEN RATIO

APPENDIX E,CONT'D

LISTING OF MODAL RESULTS ON INDIVIDUAL VEHICLES

HOUSTON

	VEH	YEAR	MAKE	MODL	CID	VEH	YEAR	MAKE	MODL	CID	VEH	YEAR	MAKE	MODL	CID
	043	1975	TOYO	CORO	133	044	1975	VOLK	SEDA	97	045	1975	VOLK	DASH	90
MODE NO.	HC	CO	CO2	NOX	MPG	HC	CO	CO2	NOX	MPG	HC	CO	CO2	NOX	MPG
1	2.96	33.9	847.9	11.12	9.7	4.81	162.7	545.5	2.15	10.9	0.44	27.6	679.3	0.49	12.3
2	0.50	11.5	310.7	0.69	26.9	1.08	23.4	241.4	0.29	31.5	0.09	3.1	334.6	0.56	26.1
3	3.66	56.4	862.8	4.02	9.2	5.40	218.1	611.6	0.86	9.1	0.17	21.2	783.6	0.56	10.9
4	1.80	17.1	586.9	5.30	14.3	2.31	68.1	369.6	1.47	18.3	0.19	22.2	479.7	0.31	17.2
5	1.33	5.7	533.5	9.09	16.2	1.92	38.3	367.3	2.45	20.5	0.14	9.5	444.7	0.46	19.3
6	0.55	3.0	219.7	3.07	39.2	0.67	12.0	145.3	0.25	53.4	0.12	11.8	234.2	0.00	35.1
7	3.21	98.1	636.4	9.58	11.1	3.49	157.8	334.2	1.38	15.0	0.93	58.7	477.6	1.07	15.5
8	0.67	3.0	328.3	6.69	26.5	0.83	17.7	156.2	0.66	47.5	0.69	35.2	282.2	0.26	26.1
9	1.07	4.8	523.3	13.43	16.6	1.79	40.3	374.6	3.32	20.0	0.43	25.7	448.9	1.10	18.1
10	0.34	3.2	223.2	3.24	38.7	0.88	24.2	159.7	0.60	44.3	0.52	30.6	292.8	0.26	25.9
11	2.24	73.5	618.9	10.02	12.0	3.48	139.3	361.0	1.67	15.0	0.91	68.3	502.3	1.52	14.5
12	0.36	3.0	227.7	3.08	38.0	0.97	17.3	163.4	0.72	45.8	0.74	44.6	330.6	0.32	22.0
13	2.01	55.9	634.8	10.67	12.2	3.12	96.2	435.3	3.12	14.9	0.84	60.8	535.3	1.76	14.0
14	0.31	2.7	210.2	3.10	41.2	0.73	18.1	141.0	0.52	51.7	0.40	22.8	177.0	0.23	41.5
15	0.58	7.1	223.6	1.24	37.5	0.97	30.9	136.1	0.13	47.3	0.04	1.7	224.4	0.31	39.1
16	1.81	40.9	569.6	0.86	13.9	2.32	125.3	349.6	0.25	16.0	0.04	11.5	476.8	0.19	17.9
17	1.91	9.7	698.0	14.52	12.3	3.43	94.8	474.5	3.03	14.0	0.37	38.4	563.4	1.93	14.2
18	0.39	3.3	203.5	2.01	42.3	0.81	18.7	157.1	0.31	47.0	0.15	17.2	184.3	0.00	41.9
19	1.70	11.3	653.3	12.48	13.1	2.56	80.2	366.6	2.22	17.7	0.28	27.7	517.1	0.82	15.8
20	0.48	5.7	240.4	2.21	35.4	0.97	21.1	180.9	0.39	40.9	0.25	23.3	233.6	0.00	32.7
21	3.11	111.7	703.3	9.36	10.0	4.95	184.6	405.4	1.40	12.5	0.65	44.3	608.4	2.11	13.1
22	0.37	4.1	242.3	3.02	35.5	0.84	21.1	154.2	0.43	46.7	0.37	23.1	224.1	0.23	33.9
23	2.09	23.8	740.2	9.51	11.3	5.08	150.3	519.4	2.19	11.5	0.25	38.4	619.7	0.61	13.0
24	1.07	8.2	566.1	11.84	15.2	2.25	55.9	376.0	3.22	18.8	0.23	18.2	463.1	1.14	18.0
25	0.37	2.7	219.6	3.18	39.4	0.69	16.5	126.8	0.41	57.3	0.42	25.6	248.1	0.25	30.6
26	0.86	12.0	335.9	1.85	24.8	1.31	40.6	179.1	0.18	35.9	0.04	7.2	331.2	0.39	25.9
27	1.39	12.1	607.1	13.72	14.1	2.52	57.4	417.2	3.57	17.2	0.51	46.3	485.9	1.11	15.8
28	0.37	5.3	236.3	2.74	36.1	1.01	26.9	172.3	0.72	40.8	0.33	20.0	213.7	0.25	36.0
29	1.86	18.7	679.7	7.82	12.4	3.09	100.0	481.3	1.37	13.7	0.17	28.2	564.5	0.39	14.6
30	1.18	36.7	618.8	9.03	13.0	3.59	124.9	368.5	1.52	15.4	0.52	33.6	485.0	1.45	16.5
31	0.32	3.0	216.9	3.40	39.9	0.67	16.8	121.8	0.42	59.1	0.44	25.7	211.2	0.32	35.1
32	0.89	14.0	313.1	2.04	26.3	1.37	43.6	192.2	0.30	33.5	0.06	1.6	299.8	0.92	29.3
BAG ACT.	1.01	17.3	429.3	6.95	19.3	1.80	56.8	277.6	1.38	23.8	0.52	37.3	366.5	0.73	20.8
CALC.	1.05	16.9	420.1	7.16	19.7	1.81	52.6	272.2	1.44	24.6	0.48	34.9	362.1	0.65	21.2
33	0.38	4.9	73.8	0.18	107.3	0.32	10.3	44.7	0.09	143.6	0.02	0.0	64.9	0.01	136.6
34	4.01	55.1	880.0	1.34	9.1	2.89	95.7	704.1	1.36	10.3	0.20	5.2	761.4	0.31	11.5
35	1.88	29.6	443.0	0.38	17.9	1.82	40.2	546.8	1.14	14.4	0.07	5.2	427.8	0.30	20.4
36	1.30	22.4	295.3	0.25	26.5	1.51	48.5	298.0	0.55	23.4	0.06	3.4	316.9	0.36	27.5
37	0.50	5.5	299.8	1.05	28.6	1.38	16.2	348.0	1.24	23.5	0.03	0.9	276.7	0.28	31.9
38	0.84	2.2	315.5	6.03	27.6	1.14	10.4	268.0	1.68	30.8	0.49	28.6	271.8	0.05	27.9
39	0.53	2.9	387.8	9.08	22.5	1.41	19.0	327.7	3.72	24.5	1.13	47.6	308.7	0.90	22.9

EMISSION RESULTS IN GRAMS PER MILE (PER MINUTE FOR IDLE)

FUEL ECONOMY IN MILES PER GALLON (MINUTES PER GALLON FOR IDLE)

FUEL ECONOMY CALCULATIONS ASSUME A 1:1.85 CARBON TO HYDROGEN RATIO

APPENDIX E

LISTING OF MODAL RESULTS ON INDIVIDUAL VEHICLES

PHOENIX

	VEH 001	YEAR 1975	MAKE CHEV	MODL TRUC	CID 350	VEH 002	YEAR 1975	MAKE CHEV	MODL TRUC	CID 350	VEH 003	YEAR 1975	MAKE CHEV	MODL TRUC	CID 350
MODE NO.	HC	CO	CO2	NOX	MPG	HC	CO	CO2	NOX	MPG	HC	CO	CO2	NOX	MPG
1	0.52	30.7	1275.9	5.66	6.7	0.12	0.3	1285.2	7.42	6.9	9.02	155.3	870.1	9.46	7.8
2	0.00	1.5	464.8	0.34	19.0	0.05	0.2	448.6	0.34	19.8	4.94	21.8	366.4	0.32	21.3
3	0.00	7.0	1640.3	1.26	5.4	0.12	0.8	1454.5	1.98	6.1	13.93	292.2	593.0	0.33	8.1
4	0.20	20.2	948.0	3.28	9.1	0.07	0.2	960.9	2.82	9.2	4.87	83.4	442.4	1.97	15.1
5	0.01	1.3	690.0	5.53	12.8	0.06	0.1	797.5	4.54	11.1	2.78	14.7	579.0	7.11	14.5
6	0.00	1.0	263.8	0.87	33.4	0.02	0.1	294.6	0.82	30.1	1.43	6.2	309.9	1.32	27.4
7	0.50	31.1	854.4	7.07	9.8	0.35	19.6	1011.8	8.61	8.5	3.18	12.6	583.8	11.20	14.5
8	0.00	1.0	279.4	2.06	31.6	0.01	0.1	320.8	1.63	27.7	1.20	10.7	352.2	2.86	23.8
9	0.02	1.0	688.1	9.22	12.9	0.03	0.1	786.1	7.42	11.3	2.47	12.4	630.4	12.74	13.5
10	0.00	1.9	287.6	1.43	30.5	0.02	0.1	313.4	1.19	28.3	4.03	15.9	285.2	1.83	27.5
11	1.10	44.2	823.6	8.89	9.9	0.06	0.3	978.4	10.76	9.1	3.38	29.7	651.4	14.38	12.5
12	0.01	4.1	301.3	1.68	28.8	0.02	0.1	329.8	1.39	26.9	3.78	16.7	400.5	2.60	20.2
13	0.89	32.3	899.2	10.33	9.3	0.06	0.6	1008.6	10.99	8.8	4.03	49.2	639.5	14.02	12.2
14	0.00	1.6	280.6	1.62	31.3	0.01	0.0	306.9	1.37	28.9	2.42	11.0	336.4	2.38	24.6
15	0.00	2.2	349.6	0.29	25.1	0.01	0.1	346.4	1.02	25.6	2.19	8.6	398.0	1.35	21.2
16	0.00	11.3	938.4	0.36	9.3	0.01	0.1	848.4	0.85	10.5	9.26	195.4	581.4	0.38	9.7
17	1.03	32.1	900.6	7.89	9.3	0.06	0.7	1038.4	8.16	8.5	4.98	63.7	780.2	11.60	9.9
18	0.00	1.6	287.5	0.66	30.6	0.01	0.0	306.1	0.69	29.0	3.12	12.4	319.0	1.45	25.5
19	0.29	24.4	866.2	5.82	9.8	0.05	0.1	999.4	7.16	8.9	3.87	45.1	564.0	6.13	13.7
20	0.00	2.0	348.1	0.88	25.3	0.03	0.2	361.2	0.73	24.5	3.72	16.7	404.4	1.75	20.1
21	2.93	116.3	929.8	5.60	7.9	0.50	26.1	1109.5	10.27	7.7	5.38	51.1	878.6	19.92	9.1
22	0.05	2.6	313.3	1.65	27.9	0.03	0.2	334.1	1.20	26.5	4.40	18.9	369.0	2.67	21.5
23	0.17	24.2	1139.8	5.46	7.5	0.07	1.9	1149.4	5.33	7.7	7.61	130.5	703.9	5.78	9.5
24	0.02	1.4	715.7	9.21	12.4	0.04	0.1	827.6	8.11	10.7	2.70	14.5	598.7	11.01	14.1
25	0.00	1.3	272.5	1.82	32.3	0.01	0.1	291.4	1.36	30.4	1.73	14.1	359.7	2.41	22.9
26	0.00	3.9	475.5	0.71	18.4	0.01	0.1	455.6	0.59	19.5	4.03	10.1	560.8	1.07	15.1
27	0.31	9.3	811.3	9.79	10.7	0.05	0.6	896.8	8.97	9.9	3.48	38.0	601.5	9.22	13.2
28	0.00	2.6	324.2	1.42	27.0	0.02	0.1	340.3	1.14	26.1	5.01	24.5	341.8	2.53	22.4
29	0.24	14.2	1081.6	4.97	8.0	0.05	0.9	1049.9	4.42	8.4	6.24	135.5	245.3	0.03	18.6
30	0.03	1.7	790.2	10.17	11.2	0.05	0.1	906.2	9.26	9.8	1.49	3.6	259.8	0.54	32.8
31	0.00	1.4	269.1	2.03	32.7	0.01	0.1	283.4	1.50	31.3	3.37	87.6	676.9	7.16	10.8
32	0.00	3.8	457.6	0.58	19.1	0.01	0.1	456.2	0.86	19.4	7.89	61.5	405.0	0.61	16.9
BAG ACT.	0.28	9.3	584.1	4.54	14.8	0.06	1.0	637.9	4.33	13.9	3.76	34.3	519.0	6.15	15.2
CALC.	0.21	10.0	575.9	4.40	15.0	0.05	1.3	635.0	4.32	13.9	3.96	33.9	503.1	6.28	15.6
33	0.01	0.0	101.1	0.05	87.7	0.01	0.0	95.0	0.09	93.4	1.56	32.8	55.1	0.00	79.6
34	0.11	0.4	1194.5	0.78	7.4	0.28	0.0	1151.4	0.55	7.7	21.36	380.0	700.3	0.01	6.5
35	0.06	0.3	980.5	1.07	9.0	0.14	0.0	680.0	0.42	13.0	11.76	196.6	355.8	0.01	12.6
36	0.07	0.3	954.0	1.44	9.3	0.07	0.0	629.4	0.74	14.1	4.92	97.2	410.5	0.26	15.3
37	0.03	0.1	423.0	0.79	21.0	0.04	0.0	527.3	0.63	16.8	3.61	6.7	396.6	0.85	21.2
38	0.02	0.2	438.2	2.12	20.2	0.02	0.0	516.7	1.66	17.2	1.71	9.2	452.3	2.92	18.8
39	0.02	0.2	516.2	5.16	17.2	0.02	0.1	558.6	3.77	15.9	1.44	18.8	509.7	5.75	16.3

EMISSION RESULTS IN GRAMS PER MILE (PER MINUTE FOR IDLE)

FUEL ECONOMY IN MILES PER GALLON (MINUTES PER GALLON FOR IDLE)

FUEL ECONOMY CALCULATIONS ASSUME A 1:1.85 CARBON TO HYDROGEN RATIO

APPENDIX E,CONT'D

LISTING OF MODAL RESULTS ON INDIVIDUAL VEHICLES

PHOENIX

	VEH	YEAR	MAKE	MODL	CID	VEH	YEAR	MAKE	MODL	CID	VEH	YEAR	MAKE	MODL	CID
	004	1975	CHEV	TRUC	350	005	1975	DODG	TRUC	318	006	1975	FORD	TRUC	302
MODE NO.	HC	CO	CO2	NOX	MPG	HC	CO	CO2	NOX	MPG	HC	CO	CO2	NOX	MPG
1	0.25	10.4	1312.1	6.00	6.7	2.50	76.0	1211.7	4.73	6.6	5.05	118.0	947.3	3.39	7.7
2	0.03	0.8	424.8	0.23	20.8	0.00	2.2	337.9	1.42	26.0	0.14	0.8	459.6	0.28	19.2
3	0.18	6.9	1578.8	0.94	5.6	4.95	187.6	1253.7	1.05	5.7	0.48	4.2	1577.1	4.27	5.6
4	0.12	1.6	892.9	2.66	9.9	1.10	40.0	855.0	3.08	9.6	0.64	7.6	672.7	2.73	12.9
5	0.16	1.3	777.4	5.48	11.4	0.07	1.3	718.0	3.60	12.3	0.37	1.7	616.3	3.93	14.3
6	0.08	0.7	283.6	0.69	31.2	0.00	0.6	205.5	1.72	43.0	0.23	1.0	283.2	1.29	31.1
7	2.25	211.0	896.4	3.48	7.2	0.13	1.1	882.6	7.47	10.0	0.79	15.9	812.2	6.29	10.6
8	0.08	1.2	330.2	2.11	26.7	0.00	0.5	226.4	0.94	39.1	0.20	1.2	299.2	2.16	29.4
9	0.21	1.0	788.8	7.57	11.2	0.03	0.7	704.1	5.81	12.6	0.51	3.8	644.1	7.85	13.6
10	0.15	0.9	300.0	1.38	29.4	0.22	5.3	213.4	0.87	39.9	0.26	0.6	278.5	1.49	31.7
11	0.44	37.1	978.0	7.29	8.6	0.29	11.6	883.5	6.99	9.8	1.62	59.8	739.5	5.75	10.6
12	0.12	1.5	298.8	1.34	29.4	0.20	3.7	218.0	0.95	39.6	0.41	1.1	300.0	1.56	29.3
13	0.24	4.4	1031.7	8.83	8.5	0.35	13.9	908.3	6.79	9.5	1.48	48.0	813.9	7.12	9.9
14	0.11	1.1	285.6	1.47	30.9	0.08	1.6	197.0	1.05	44.4	0.28	0.8	265.4	1.49	33.2
15	0.03	2.2	322.7	1.14	27.2	0.00	2.1	257.6	0.82	34.0	0.00	0.5	335.1	0.33	26.4
16	0.09	3.2	773.9	0.24	11.4	1.48	90.8	645.7	0.12	11.2	0.08	3.2	952.8	2.42	9.3
17	0.21	0.4	1017.1	7.50	8.7	0.76	29.0	944.5	4.94	8.9	2.66	93.0	768.4	2.72	9.6
18	0.10	0.4	293.0	0.66	30.2	0.00	1.6	204.3	1.42	42.9	0.16	0.8	284.6	0.96	31.0
19	0.22	0.4	911.5	6.42	9.7	0.44	19.0	889.5	5.09	9.6	0.93	29.2	783.4	2.59	10.7
20	0.17	0.0	346.8	0.65	25.6	0.03	7.1	243.4	1.57	34.9	0.20	1.0	332.3	0.84	26.5
21	1.37	110.1	1049.7	5.35	7.2	0.54	18.5	1010.2	7.82	8.5	3.54	127.8	790.3	5.81	8.9
22	0.12	0.7	315.4	1.45	28.0	0.31	8.2	225.0	0.84	37.2	0.45	0.7	298.1	1.31	29.5
23	0.19	3.5	1125.8	4.69	7.8	1.45	65.2	1042.2	4.18	7.7	2.16	77.9	907.2	3.25	8.6
24	0.18	0.6	821.7	7.41	10.8	0.05	1.9	693.2	6.68	12.7	0.50	3.6	652.8	6.51	13.4
25	0.11	0.8	288.0	1.60	30.6	0.00	1.6	196.6	1.02	44.6	0.41	0.8	264.4	1.65	33.2
26	0.04	1.6	415.9	1.24	21.2	0.00	3.0	340.7	1.36	25.7	0.02	0.8	485.6	0.47	18.2
27	0.23	2.3	914.2	8.26	9.7	0.29	12.9	802.4	5.29	10.8	1.03	34.2	742.0	6.17	11.1
28	0.16	1.1	327.8	1.36	26.9	0.30	10.0	232.3	1.23	35.6	0.33	0.7	302.6	1.28	29.1
29	0.21	1.4	1047.4	3.56	8.5	1.20	57.9	915.3	3.53	8.8	1.40	36.2	879.2	3.29	9.4
30	0.25	4.2	937.7	6.07	9.4	0.08	2.2	780.6	7.56	11.3	0.53	5.6	727.2	6.85	12.0
31	0.08	1.1	278.8	1.68	31.6	0.00	1.3	189.3	0.90	46.4	0.35	0.8	260.9	1.66	33.7
32	0.08	0.8	405.5	1.04	21.8	0.00	5.3	320.7	1.39	27.0	0.00	1.5	470.5	0.40	18.8
BAG ACT.	0.35	12.8	631.1	4.02	13.6	0.37	10.4	530.9	3.10	16.2	0.72	15.8	534.1	3.60	15.8
CALC.	0.24	12.2	618.4	3.91	13.9	0.29	11.5	520.8	3.00	16.4	0.62	14.9	526.0	3.50	16.1
33	0.01	0.0	108.9	0.05	81.5	0.43	11.8	79.5	0.02	89.2	0.02	0.0	106.0	0.07	83.7
34	0.13	0.0	1316.2	0.47	6.7	5.35	155.1	971.7	0.47	7.2	0.55	0.0	1253.1	1.79	7.1
35	0.20	0.1	658.1	0.24	13.5	2.43	62.3	553.2	0.36	13.5	0.14	0.0	963.7	1.06	9.2
36	0.25	0.1	563.6	0.57	15.7	1.45	32.4	489.3	0.40	16.3	0.10	0.0	574.6	0.67	15.4
37	0.18	0.1	447.8	1.26	19.8	0.10	0.2	344.2	3.46	25.7	0.07	0.1	389.6	0.92	22.8
38	0.16	0.1	483.4	1.91	18.3	0.05	0.1	357.6	5.13	24.8	0.15	0.3	381.5	3.04	23.2
39	0.20	0.1	561.2	5.45	15.8	0.04	0.1	407.7	4.66	21.8	0.14	1.1	478.0	4.38	18.5

EMISSION RESULTS IN GRAMS PER MILE (PER MINUTE FOR IDLE)

FUEL ECONOMY IN MILES PER GALLON (MINUTES PER GALLON FOR IDLE)

FUEL ECONOMY CALCULATIONS ASSUME A 1:1.85 CARBON TO HYDROGEN RATIO

APPENDIX E,CONT'D

LISTING OF MODAL RESULTS ON INDIVIDUAL VEHICLES

PHOENIX

	VEH 007	YEAR 1975	MAKE FORD	MODL TRUC	CID 302	VEH 008	YEAR 1975	MAKE FORD	MODL TRUC	CID 360	VEH 009	YEAR 1975	MAKE FORD	MODL TRUC	CID 360
MODE NO.	HC	CO	CO2	NOX	MPG	HC	CO	CO2	NOX	MPG	HC	CO	CO2	NOX	MPG
1	0.78	9.0	929.5	2.28	9.4	5.29	116.4	1014.8	12.73	7.3	2.92	17.4	1205.6	9.54	7.1
2	0.05	0.0	285.1	0.17	31.1	1.72	48.7	322.0	0.15	22.0	0.41	10.1	499.3	0.74	17.2
3	0.86	0.0	1077.9	0.10	8.2	6.98	187.9	1090.5	0.00	6.3	2.28	24.6	1371.8	3.04	6.3
4	0.38	1.1	589.1	1.46	15.0	3.50	72.0	727.4	6.62	10.4	1.69	11.2	821.3	4.27	10.5
5	0.49	2.0	529.0	1.89	16.6	2.31	28.9	683.3	12.97	12.1	1.57	7.7	750.0	6.79	11.6
6	0.05	0.3	197.0	0.66	44.9	0.78	9.2	225.9	1.52	36.6	1.35	3.6	320.5	0.67	26.9
7	1.14	87.8	630.9	2.31	11.5	2.69	19.6	863.2	22.21	9.8	1.64	13.1	1003.0	13.95	8.6
8	0.09	0.5	221.9	0.98	39.8	0.65	5.1	235.4	3.50	36.2	1.24	4.3	349.2	1.66	24.7
9	0.47	3.8	545.7	3.87	16.0	2.06	7.8	695.9	17.29	12.4	1.58	6.3	783.5	10.20	11.1
10	0.04	0.3	235.0	0.72	37.7	2.49	13.0	232.6	2.42	34.0	2.23	4.5	330.3	1.10	25.8
11	0.74	23.1	696.6	3.45	12.1	2.80	20.1	831.1	22.29	10.2	1.70	9.9	971.4	14.32	8.9
12	0.13	0.4	208.7	0.78	42.3	2.32	14.0	233.5	2.75	33.8	3.83	6.1	339.7	1.29	24.6
13	0.61	9.7	729.7	4.24	11.9	3.22	24.5	859.7	23.28	9.8	1.92	9.3	972.9	13.89	8.9
14	0.09	0.3	191.8	0.72	46.1	1.32	10.9	226.9	2.78	35.8	1.45	4.3	320.9	1.23	26.7
15	0.03	0.0	217.1	0.24	40.9	1.96	36.1	253.9	0.22	28.0	0.47	7.7	392.2	0.78	21.9
16	0.11	1.6	488.9	0.00	18.0	4.66	96.1	607.0	0.00	11.5	1.33	7.6	935.5	1.22	9.3
17	0.71	3.5	748.8	3.61	11.7	3.37	36.1	852.0	19.35	9.7	2.30	8.7	976.4	10.69	8.9
18	0.05	0.0	191.8	0.48	46.2	1.12	16.7	242.8	1.28	32.6	1.91	4.7	331.3	0.60	25.7
19	0.61	3.7	655.9	3.19	13.4	3.28	36.0	800.3	17.35	10.2	2.07	8.8	903.6	9.91	9.6
20	0.07	1.0	224.2	0.53	39.3	2.03	20.2	272.5	1.42	28.6	2.13	4.6	384.2	0.65	22.3
21	1.34	101.1	756.1	2.84	9.7	3.38	28.8	971.2	25.57	8.6	2.10	14.3	1110.4	16.55	7.8
22	0.15	1.1	205.6	0.64	42.7	3.05	17.3	240.5	2.30	32.0	3.05	4.8	358.4	1.31	23.6
23	0.51	2.1	812.6	3.12	10.9	5.34	91.0	902.8	11.60	8.4	2.67	14.8	1071.3	7.44	8.0
24	0.51	5.0	573.7	3.22	15.2	2.15	17.7	710.0	18.22	11.9	1.66	7.1	789.5	10.57	11.0
25	0.10	0.5	189.2	0.77	46.6	0.75	9.0	225.1	2.87	36.7	1.94	4.1	321.9	1.36	26.5
26	0.04	2.3	283.2	0.29	30.9	2.57	46.8	344.6	0.16	20.8	0.59	11.4	533.4	1.01	16.0
27	0.57	5.3	648.1	3.52	13.5	2.56	20.4	765.2	19.70	11.0	1.79	6.9	861.1	10.97	10.1
28	0.12	0.7	207.0	0.64	42.6	3.59	17.7	252.2	2.37	30.5	2.18	4.4	374.4	1.20	22.9
29	0.44	1.4	720.5	2.85	12.3	4.73	77.9	823.8	10.31	9.2	2.25	13.6	963.8	5.24	8.9
30	0.76	33.6	612.1	2.65	13.3	2.40	19.1	794.2	21.56	10.7	1.71	8.0	871.6	12.92	10.0
31	0.11	1.1	201.5	0.88	43.6	0.66	8.5	214.8	2.85	38.5	2.35	4.2	311.5	1.38	27.3
32	0.04	1.5	281.6	0.29	31.2	2.49	45.7	336.0	0.15	21.4	0.63	9.4	510.8	0.87	16.8
BAG ACT.	0.35	8.8	429.3	1.97	20.0	2.82	24.1	517.7	8.58	15.7	1.63	7.9	646.3	5.44	13.4
CALC.	0.33	8.5	424.2	1.82	20.2	2.66	25.0	515.3	9.45	15.8	1.62	7.8	636.8	5.47	13.6
33	0.05	0.0	73.0	0.02	121.1	0.57	14.9	76.1	0.00	87.6	0.25	0.9	122.4	0.17	71.3
34	0.58	0.2	921.9	0.23	9.6	6.49	140.2	946.8	0.00	7.5	2.43	7.0	1429.2	1.23	6.1
35	0.25	0.1	493.0	0.28	18.0	3.18	59.8	491.6	0.00	14.9	1.19	3.2	704.8	0.47	12.4
36	0.15	0.1	406.5	0.50	21.8	2.00	31.3	405.2	0.00	19.3	0.83	5.3	562.7	0.63	15.5
37	0.09	0.1	299.5	0.77	29.6	1.49	37.3	377.9	0.34	20.1	0.51	10.4	485.5	1.36	17.6
38	0.10	0.2	305.9	1.71	29.0	1.13	10.6	414.5	3.22	20.4	0.56	3.9	527.6	1.43	16.6
39	0.11	0.5	368.0	2.57	24.0	0.82	6.6	491.0	7.88	17.6	0.49	5.5	579.1	4.54	15.1

EMISSION RESULTS IN GRAMS PER MILE (PER MINUTE FOR IDLE)

FUEL ECONOMY IN MILES PER GALLON (MINUTES PER GALLON FOR IDLE)

FUEL ECONOMY CALCULATIONS ASSUME A 1:1.85 CARBON TO HYDROGEN RATIO

APPENDIX E,CONT'D

LISTING OF MODAL RESULTS ON INDIVIDUAL VEHICLES

PHOENIX

	VEH	YEAR	MAKE	MODL	CID	VEH	YEAR	MAKE	MODL	CID	VEH	YEAR	MAKE	MODL	CID
	010	1975	GMC	TRUC	350	011	1975	AMMO	HORN	258	012	1975	BUIC	REGA	350
MODE NO.	HC	CO	CO2	NOX	MPG	HC	CO	CO2	NOX	MPG	HC	CO	CO2	NOX	MPG
1	0.24	1.3	1298.5	5.97	6.8	2.51	20.8	951.0	9.53	9.0	0.50	13.9	1201.4	12.18	7.2
2	0.23	0.2	397.2	0.62	22.3	0.52	2.9	289.3	0.96	30.0	0.21	10.5	399.4	0.79	21.3
3	0.45	3.5	1672.8	1.67	5.3	1.78	10.8	1006.7	1.15	8.6	0.22	4.1	1270.3	2.09	6.9
4	0.16	0.2	855.3	2.79	10.4	1.52	5.3	616.1	5.74	14.1	0.42	16.3	842.3	7.24	10.2
5	0.08	0.1	718.1	4.77	12.4	1.35	3.3	543.8	8.26	16.0	0.34	11.0	692.2	6.27	12.5
6	0.12	0.1	272.1	0.45	32.6	0.37	1.9	184.2	1.84	47.1	0.04	0.3	221.6	1.04	39.9
7	0.30	0.7	954.9	9.93	9.3	1.78	36.7	692.6	10.30	11.7	1.01	46.4	907.2	10.66	9.0
8	0.10	0.1	301.7	1.41	29.4	0.32	1.9	198.0	3.51	43.9	0.05	0.5	220.1	1.85	40.2
9	0.07	0.1	736.1	6.79	12.0	1.10	4.8	549.6	10.91	15.8	0.29	10.3	735.5	6.81	11.8
10	0.37	0.1	291.7	1.01	30.3	0.92	2.7	196.7	2.46	43.5	0.16	1.8	240.1	1.22	36.4
11	0.13	0.2	911.5	9.32	9.7	1.33	13.3	711.7	11.96	12.0	0.49	20.6	916.4	9.55	9.3
12	0.32	0.1	293.7	1.03	30.1	0.80	2.9	204.3	2.80	42.0	0.20	1.5	261.2	1.54	33.6
13	0.13	0.5	951.7	9.62	9.3	1.32	11.8	734.8	12.48	11.7	0.43	16.2	940.5	10.08	9.2
14	0.28	0.1	274.8	1.05	32.2	0.36	2.1	187.8	2.60	46.2	0.12	1.6	223.7	1.41	39.2
15	0.08	0.2	292.2	0.86	30.3	0.45	3.1	204.3	0.74	42.1	0.05	1.6	283.3	0.73	31.0
16	0.50	0.5	813.6	0.00	10.9	0.86	7.7	584.2	0.36	14.8	0.08	8.0	806.0	0.49	10.8
17	0.14	0.7	963.9	6.47	9.2	1.51	12.6	751.3	11.04	11.4	0.61	27.1	951.4	10.17	8.9
18	0.25	0.1	282.7	0.45	31.3	0.36	2.7	191.5	1.78	45.1	0.07	1.2	231.2	0.75	38.0
19	0.17	0.2	894.1	6.28	9.9	1.47	8.2	695.0	10.65	12.5	0.39	17.7	921.4	7.66	9.3
20	0.51	0.2	323.7	0.42	27.3	0.56	4.0	227.4	1.80	37.7	0.11	2.5	285.2	0.84	30.7
21	0.25	4.0	1086.0	10.72	8.1	1.80	34.5	824.2	12.52	10.0	0.74	36.8	1067.4	10.87	7.9
22	0.42	0.1	299.5	0.92	29.5	1.09	3.3	211.3	2.51	40.4	0.17	2.2	257.9	1.28	33.9
23	0.29	1.3	1105.2	5.03	8.0	2.11	12.7	839.0	9.94	10.3	0.21	7.8	1043.3	11.05	8.4
24	0.08	0.2	753.3	7.04	11.8	1.16	5.5	583.7	11.21	14.9	0.35	15.9	744.3	7.41	11.5
25	0.28	0.1	264.5	1.06	33.4	0.26	2.6	187.4	2.98	46.2	0.05	0.8	219.7	1.42	40.1
26	0.17	0.2	390.2	1.18	22.7	0.69	3.8	293.2	1.12	29.5	0.11	8.6	398.5	0.95	21.5
27	0.13	0.4	847.1	7.52	10.5	1.25	7.2	645.3	12.33	13.4	0.44	20.6	821.2	8.43	10.4
28	0.45	0.1	314.9	1.01	28.0	0.97	3.6	221.4	2.40	38.6	0.15	2.2	271.3	1.25	32.2
29	0.26	1.6	1006.6	3.74	8.8	2.13	11.2	745.3	9.55	11.5	0.17	7.8	933.5	10.87	9.4
30	0.10	0.2	820.9	8.64	10.8	1.36	8.2	652.8	12.18	13.2	0.40	17.8	822.1	9.03	10.4
31	0.21	0.1	264.5	1.18	33.5	0.26	2.6	176.9	3.06	48.8	0.04	1.1	210.3	1.66	41.8
32	0.42	0.2	392.2	1.04	22.5	0.65	6.0	294.3	1.15	29.0	0.09	8.4	391.5	0.86	21.9
BAG ACT.	0.24	0.3	588.3	3.95	15.1	1.08	5.4	438.4	6.59	19.7	0.28	9.1	546.0	4.63	15.8
CALC.	0.23	0.3	586.4	3.92	15.1	1.08	6.8	429.7	6.52	20.0	0.27	9.7	537.4	4.61	16.0
33	0.01	0.0	117.9	0.02	75.2	0.16	0.3	75.1	0.11	116.6	0.01	0.5	81.9	0.05	107.2
34	0.07	0.0	1457.7	0.24	6.1	1.52	4.0	864.2	0.71	10.1	0.18	0.0	973.1	0.55	9.1
35	0.04	0.0	741.1	0.09	12.0	0.65	2.4	496.4	0.45	17.7	0.16	0.0	643.7	0.21	13.8
36	0.17	0.0	581.5	0.27	15.2	0.67	1.8	358.9	0.58	24.4	0.12	0.0	396.0	0.15	22.4
37	0.11	0.0	389.8	1.46	22.8	0.61	1.8	298.2	1.30	29.3	0.21	1.3	288.0	0.73	30.5
38	0.08	0.0	463.2	1.58	19.1	0.62	2.2	313.1	3.63	27.9	0.07	0.1	358.3	1.67	24.7
39	0.03	0.0	511.0	3.93	17.4	0.56	2.7	370.7	7.38	23.6	0.05	0.0	428.0	4.17	20.7

EMISSION RESULTS IN GRAMS PER MILE (PER MINUTE FOR IDLE)

FUEL ECONOMY IN MILES PER GALLON (MINUTES PER GALLON FOR IDLE)

FUEL ECONOMY CALCULATIONS ASSUME A 1:1.85 CARBON TO HYDROGEN RATIO

APPENDIX E,CONT'D

LISTING OF MODAL RESULTS ON INDIVIDUAL VEHICLES

PHOENIX

	VEH	YEAR	MAKE	MODL	CID	VEH	YEAR	MAKE	MODL	CID	VEH	YEAR	MAKE	MODL	CID
	013	1975	BUIC	LIMI	455	014	1975	BUIC	LESA	350	015	1975	CADI	DEVI	500
MODE NO.	HC	CO	CO2	NOX	MPG	HC	CO	CO2	NOX	MPG	HC	CO	CO2	NOX	MPG
1	3.91	126.7	1423.3	8.88	5.4	0.18	1.1	1370.4	7.03	6.5	3.60	288.2	1467.4	5.68	4.6
2	1.33	55.2	425.9	0.00	17.2	0.33	10.9	397.8	0.56	21.3	0.13	1.3	421.5	2.92	20.9
3	7.33	354.4	1406.3	0.73	4.5	0.37	10.8	1396.5	1.04	6.3	0.64	60.9	1667.3	4.34	5.0
4	2.66	95.1	937.4	2.93	8.1	0.55	15.8	942.2	3.67	9.2	1.64	119.3	971.3	2.65	7.6
5	1.00	20.8	817.0	6.03	10.4	0.10	0.2	819.0	4.82	10.8	1.63	128.1	801.5	3.91	8.8
6	0.00	1.3	293.1	0.25	30.1	0.02	0.1	269.0	0.67	33.0	0.15	23.1	249.3	0.26	31.0
7	3.84	196.1	959.8	5.12	6.9	0.63	33.3	973.1	8.81	8.6	3.97	229.3	926.9	4.20	6.8
8	0.04	0.6	302.3	1.51	29.2	0.03	0.3	293.1	2.03	30.2	0.16	25.3	277.5	0.10	27.9
9	0.10	1.5	886.7	9.47	10.0	0.06	0.1	828.4	7.79	10.7	2.23	191.2	761.5	4.02	8.3
10	0.86	13.1	295.8	0.86	27.8	0.10	0.6	292.5	1.21	30.2	0.13	19.3	281.4	0.11	28.4
11	1.44	66.2	1087.6	10.44	7.4	0.09	7.7	1052.9	11.72	8.3	4.40	296.1	972.0	5.63	6.1
12	1.18	13.6	304.9	1.11	26.9	0.12	0.9	305.6	1.53	28.9	0.24	24.9	278.9	0.13	27.8
13	1.08	40.7	1121.2	11.38	7.5	0.10	2.2	1103.5	11.48	8.0	4.22	314.3	1022.9	6.86	5.8
14	0.64	5.9	281.7	1.02	30.3	0.06	0.5	276.5	1.43	32.0	0.17	23.7	262.2	0.17	29.6
15	1.14	48.0	304.5	0.12	23.1	0.01	0.2	282.2	0.93	31.4	0.09	2.0	311.9	3.00	28.1
16	3.61	220.5	771.1	0.00	7.9	0.35	17.6	760.2	0.24	11.2	0.21	7.6	852.9	1.64	10.3
17	1.16	41.0	1112.6	10.07	7.5	0.08	1.2	1117.8	8.66	7.9	3.78	287.2	1054.2	5.47	5.8
18	0.33	12.6	301.3	0.18	27.6	0.03	0.2	276.1	0.54	32.1	0.24	26.1	260.7	0.29	29.3
19	1.31	52.6	1002.2	8.04	8.1	0.12	4.4	1009.3	9.14	8.7	3.30	240.9	1000.0	5.09	6.4
20	0.48	24.8	345.1	0.11	23.0	0.09	2.1	331.8	0.65	26.5	0.26	27.9	308.3	0.29	25.1
21	2.63	141.2	1196.0	9.40	6.2	0.48	22.6	1189.3	11.44	7.2	5.30	322.2	1084.3	4.79	5.5
22	1.13	20.1	313.8	0.94	25.4	0.12	0.6	313.0	1.31	28.2	0.24	26.7	301.5	0.15	25.8
23	2.79	112.6	1190.4	6.42	6.4	0.17	3.3	1218.2	6.17	7.3	1.53	206.6	1270.9	4.73	5.5
24	0.51	13.9	887.0	9.75	9.7	0.05	0.8	867.2	8.36	10.2	2.84	212.2	796.8	5.42	7.8
25	0.51	4.5	278.3	0.99	30.9	0.03	0.3	266.2	1.47	33.3	0.18	28.4	251.0	0.17	30.0
26	1.65	76.1	426.2	0.18	16.1	0.15	4.2	405.9	0.29	21.5	0.16	3.7	433.6	4.41	20.2
27	1.10	48.6	966.6	8.99	8.5	0.06	1.1	973.0	8.69	9.1	3.38	254.1	885.5	5.86	6.9
28	1.05	24.6	315.3	0.78	24.8	0.19	1.4	317.6	1.22	27.7	0.19	26.0	306.0	0.21	25.5
29	2.60	110.3	1090.0	4.24	7.0	0.24	6.1	1027.0	4.99	8.6	1.83	189.5	1111.0	4.94	6.3
30	1.19	41.0	1019.6	8.87	8.2	0.11	1.8	938.3	9.94	9.4	3.73	236.2	864.7	4.41	7.1
31	0.46	3.8	264.4	0.95	32.6	0.01	0.0	267.4	1.61	33.2	0.23	31.2	233.7	0.19	31.3
32	1.76	85.0	403.8	0.17	16.3	0.02	0.7	401.6	1.26	22.0	0.15	5.2	428.7	1.76	20.3
BAG ACT.	1.27	44.5	639.1	4.31	12.4	0.16	4.6	651.6	4.56	13.5	1.39	128.7	621.9	2.46	10.7
CALC.	1.04	39.8	636.0	4.20	12.6	0.14	3.9	631.0	4.45	13.9	1.41	111.0	609.3	2.38	11.3
33	0.78	33.9	94.9	0.00	58.9	0.02	0.3	101.0	0.09	87.4	0.01	0.0	108.7	0.32	81.6
34	9.47	365.2	1167.1	0.14	5.0	0.24	0.2	1202.2	0.71	7.4	0.29	0.0	1295.2	2.87	6.8
35	4.51	161.9	602.3	0.21	10.2	0.16	0.2	601.1	0.28	14.7	0.19	0.0	638.0	1.08	13.9
36	2.95	101.9	520.8	0.27	12.9	0.47	4.5	566.4	0.27	15.4	0.22	0.0	515.8	1.01	17.2
37	1.49	32.3	364.1	0.91	21.2	0.13	0.0	455.9	0.45	19.4	0.13	0.0	424.1	3.36	20.9
38	0.13	0.7	493.2	0.84	17.9	0.05	0.0	478.8	1.70	18.5	0.04	5.5	518.5	0.29	16.8
39	0.06	1.2	561.6	3.71	15.7	0.04	0.1	557.6	4.62	15.9	0.11	31.3	603.5	0.62	13.6

EMISSION RESULTS IN GRAMS PER MILE (PER MINUTE FOR IDLE)

FUEL ECONOMY IN MILES PER GALLON (MINUTES PER GALLON FOR IDLE)

FUEL ECONOMY CALCULATIONS ASSUME A 1:1.85 CARBON TO HYDROGEN RATIO

APPENDIX E,CONT'D

LISTING OF MODAL RESULTS ON INDIVIDUAL VEHICLES

PHOENIX

	VEH 016	YEAR 1975	MAKE CHEV	MODL VEGA	CID 140	VEH 017	YEAR 1975	MAKE CHEV	MODL NOVA	CID 250	VEH 018	YEAR 1975	MAKE CHEV	MODL MONT	CID 350
MODE NO.	HC	CO	CO2	NOX	MPG	HC	CO	CO2	NOX	MPG	HC	CO	CO2	NOX	MPG
1	5.66	139.9	661.9	6.09	9.9	2.66	127.3	905.6	9.22	8.0	2.71	61.6	1174.6	9.53	6.9
2	0.99	15.0	210.2	1.01	37.5	1.07	41.6	371.3	0.62	20.2	1.38	46.1	339.9	0.15	21.3
3	6.53	215.2	634.2	0.10	8.9	4.78	273.3	852.1	0.63	6.8	5.61	147.0	1189.9	1.75	6.2
4	2.91	42.9	536.5	4.00	14.5	1.85	96.2	604.2	5.37	11.7	2.08	52.1	769.4	3.32	10.3
5	1.06	12.7	411.3	7.58	20.4	0.61	16.1	572.5	8.11	14.8	0.82	23.8	674.9	5.62	12.4
6	0.12	0.0	117.9	1.57	75.0	0.00	0.3	195.8	2.39	45.2	0.19	7.9	216.6	0.07	38.7
7	2.08	76.0	397.4	2.83	17.0	1.26	40.7	720.4	9.81	11.3	1.53	48.7	857.1	10.14	9.5
8	0.14	0.5	123.2	3.50	71.3	0.00	0.5	188.8	3.71	46.8	0.63	22.8	216.3	1.67	34.9
9	0.62	16.8	406.0	5.95	20.4	0.05	0.2	567.3	11.83	15.6	0.19	7.2	696.4	7.26	12.5
10	0.08	1.3	130.3	2.89	67.0	0.27	11.5	204.1	2.90	39.8	1.09	24.4	222.7	1.23	33.6
11	3.12	87.0	438.7	4.62	15.2	0.68	27.4	713.4	12.76	11.7	0.94	39.6	844.5	8.54	9.8
12	0.11	1.1	130.0	3.64	67.2	0.26	9.7	215.9	3.61	38.3	1.37	26.1	233.4	1.53	31.8
13	3.79	82.3	477.1	5.83	14.4	0.58	25.4	744.2	13.17	11.3	0.70	26.8	894.1	9.80	9.5
14	0.08	0.6	122.2	3.34	71.9	0.10	4.3	195.4	3.37	43.8	0.96	20.7	214.0	1.55	35.6
15	0.67	12.9	157.0	1.09	49.5	0.73	26.1	267.3	0.69	28.6	1.03	39.7	256.9	0.64	27.5
16	2.52	93.0	371.7	0.00	16.9	3.28	210.8	608.7	0.61	9.3	3.36	98.7	673.7	1.29	10.6
17	4.19	70.9	501.0	5.96	14.2	0.82	38.2	760.3	13.44	10.8	0.92	28.0	918.7	7.59	9.2
18	0.18	2.4	130.3	1.46	65.9	0.03	4.0	217.6	2.45	39.6	0.45	13.2	229.9	0.35	35.2
19	2.50	44.9	501.4	6.44	15.3	0.88	45.7	695.2	11.45	11.5	0.85	21.8	858.5	10.40	9.9
20	0.31	3.6	157.9	1.77	53.9	0.20	14.2	256.3	2.68	31.8	0.84	16.2	277.7	0.87	29.0
21	4.90	139.0	489.1	3.08	12.3	1.46	64.3	808.8	12.62	9.7	1.72	82.5	949.3	10.79	8.2
22	0.23	3.7	136.5	2.95	62.0	0.33	15.6	224.4	3.38	35.5	1.23	24.2	244.8	1.56	31.0
23	5.65	128.6	586.4	5.70	11.0	1.91	106.8	794.4	10.43	9.2	1.97	59.3	990.0	5.61	8.1
24	1.67	34.1	415.1	6.63	18.7	0.29	8.9	600.6	12.55	14.4	0.44	15.3	719.9	8.91	11.9
25	0.07	1.6	119.3	3.44	72.7	0.01	1.3	188.4	3.72	46.6	0.91	20.6	206.8	1.70	36.7
26	0.77	15.6	216.5	1.23	36.5	0.99	37.0	372.4	0.89	20.5	1.39	53.6	357.5	1.16	19.9
27	2.64	47.9	444.7	6.90	16.8	0.39	20.3	643.6	12.57	13.1	0.69	25.6	791.3	9.71	10.6
28	0.21	5.9	144.6	3.00	57.4	0.37	18.2	221.5	2.93	35.3	1.17	26.4	249.3	1.61	30.1
29	4.02	106.2	544.5	5.21	12.3	1.67	96.3	692.9	9.23	10.4	1.74	61.3	898.4	3.94	8.9
30	2.05	65.2	431.6	5.53	16.4	0.70	23.3	640.0	10.61	13.1	0.52	18.7	794.6	8.45	10.7
31	0.08	1.9	110.9	3.14	77.7	0.00	0.5	185.5	4.10	47.6	0.88	20.8	201.8	1.86	37.4
32	0.82	20.6	216.4	1.19	35.3	1.03	43.8	357.3	0.75	20.7	1.35	43.0	345.6	1.31	21.3
BAG ACT.	1.64	33.0	296.7	4.47	25.1	0.63	25.3	441.7	6.87	18.4	1.11	33.4	513.8	4.21	15.6
CALC.	1.54	34.0	293.0	4.29	25.3	0.53	25.5	429.5	7.06	18.8	1.06	33.8	511.9	4.45	15.6
33	0.41	14.8	39.6	0.00	138.5	0.54	26.3	81.4	0.06	71.3	0.51	9.5	84.4	0.08	87.9
34	4.97	164.5	474.6	0.00	11.9	6.80	318.2	977.2	0.52	5.9	6.24	88.4	1069.0	0.80	7.2
35	1.66	21.8	470.0	0.19	17.4	3.42	150.0	511.8	0.24	11.7	3.64	74.3	615.0	0.45	11.9
36	1.65	25.7	394.6	1.18	20.2	2.24	97.3	341.2	0.17	17.7	2.35	44.7	413.2	0.33	18.1
37	0.71	9.0	235.0	1.83	35.3	0.92	9.9	288.6	0.90	28.9	1.56	45.2	324.4	0.74	22.2
38	0.14	0.2	226.8	3.95	39.0	0.06	0.1	303.5	3.36	29.2	0.20	11.6	389.7	2.00	21.7
39	0.08	0.1	281.9	8.83	31.4	0.04	0.1	358.4	8.31	24.7	1.32	42.7	416.5	4.33	18.2

EMISSION RESULTS IN GRAMS PER MILE (PER MINUTE FOR IDLE)

FUEL ECONOMY IN MILES PER GALLON (MINUTES PER GALLON FOR IDLE)

FUEL ECONOMY CALCULATIONS ASSUME A 1:1.85 CARBON TO HYDROGEN RATIO

LISTING OF MODAL RESULTS ON INDIVIDUAL VEHICLES

PHOENIX

	VEH 019	YEAR 1975	MAKE CHEV	MODL STAW	CID 350	VEH 020	YEAR 1975	MAKE CHEV	MODL IMPA	CID 350	VEH 021	YEAR 1975	MAKE CHEV	MODL IMPA	CID 400
MODE NO.	HC	CO	CO2	NOX	MPG	HC	CO	CO2	NOX	MPG	HC	CO	CO2	NOX	MPG
1	0.24	6.7	1348.0	7.20	6.5	2.47	39.7	1433.9	10.87	5.9	0.69	1.2	1543.8	8.90	5.7
2	0.08	0.0	364.5	0.51	24.3	1.59	44.5	477.6	0.68	16.1	0.20	0.1	419.6	0.17	21.1
3	0.12	0.0	1350.5	2.28	6.6	5.92	142.5	1359.6	3.97	5.5	1.11	0.2	1710.0	1.24	5.2
4	0.10	0.0	942.7	4.30	9.4	1.76	41.5	924.7	3.44	8.9	0.37	0.1	986.9	4.70	9.0
5	0.11	0.6	817.8	6.04	10.8	0.77	17.7	780.9	5.34	10.9	0.22	0.3	865.1	6.35	10.2
6	0.04	0.0	222.0	0.47	40.0	0.02	0.6	272.5	0.57	32.5	0.06	0.1	282.9	0.88	31.3
7	1.18	123.3	962.7	5.84	7.6	2.73	135.2	905.6	4.64	7.9	0.95	116.4	1027.4	6.63	7.3
8	0.04	0.6	224.8	0.75	39.3	0.03	0.5	269.9	1.61	32.8	0.09	0.6	316.1	2.52	28.0
9	0.08	0.7	800.0	9.46	11.1	0.08	0.0	808.5	8.36	11.0	0.25	3.1	905.8	8.08	9.7
10	0.04	0.2	230.1	0.69	38.5	0.40	9.3	292.1	1.10	28.8	0.34	0.1	300.4	1.69	29.4
11	0.84	56.0	944.8	8.62	8.6	1.68	80.2	988.5	7.87	7.9	0.39	7.3	1192.4	9.90	7.4
12	0.04	1.0	219.2	0.44	40.2	0.54	10.7	314.3	1.40	26.7	0.29	0.1	305.8	1.80	28.9
13	0.24	22.0	1036.6	9.57	8.3	1.06	44.6	1036.4	9.95	8.0	0.29	3.3	1221.4	10.28	7.2
14	0.02	0.2	216.9	0.58	40.9	0.29	5.1	277.5	1.27	31.0	0.16	0.1	286.9	1.75	30.9
15	0.01	0.9	295.1	0.85	29.9	1.03	30.4	339.5	0.73	22.7	0.05	0.0	337.7	0.08	26.3
16	0.02	2.6	756.5	0.24	11.7	3.47	88.8	971.9	0.36	7.9	0.28	0.4	837.1	0.00	10.6
17	0.57	38.2	1090.4	7.51	7.7	0.93	24.0	1108.4	9.31	7.7	0.28	2.0	1243.4	9.71	7.1
18	0.03	1.0	225.9	0.27	39.0	0.16	7.6	294.5	0.54	28.9	0.16	0.1	286.3	0.69	30.9
19	0.17	12.9	1043.9	6.40	8.3	0.91	26.8	1019.7	7.69	8.3	0.33	0.9	1120.5	8.68	7.9
20	0.04	1.3	268.9	0.19	32.7	0.35	14.7	361.0	0.50	23.0	0.28	0.1	338.6	0.72	26.1
21	1.37	136.1	1077.9	7.44	6.8	2.67	132.5	1087.5	8.37	6.8	0.69	123.7	1332.7	11.64	5.8
22	0.05	1.7	231.9	0.47	37.8	0.50	11.5	315.4	1.11	26.5	0.27	0.2	308.5	1.55	28.7
23	0.11	6.1	1211.8	7.09	7.3	1.89	42.7	1184.5	7.26	7.1	0.40	0.4	1324.1	7.77	6.7
24	0.08	4.1	859.7	8.17	10.2	0.37	10.6	841.4	8.03	10.3	0.23	1.6	933.8	8.24	9.5
25	0.03	0.7	196.8	0.55	44.8	0.19	2.9	270.6	1.34	32.2	0.19	0.1	283.5	1.82	31.2
26	0.02	2.8	400.8	1.35	21.9	1.49	47.2	482.7	1.12	15.8	0.11	0.2	446.7	0.12	19.8
27	0.11	7.5	911.3	7.66	9.6	0.45	11.6	940.9	9.79	9.2	0.28	1.9	1050.1	9.13	8.4
28	0.03	1.3	243.4	0.55	36.1	0.47	12.6	326.3	1.17	25.5	0.30	0.1	314.6	1.41	28.1
29	0.23	14.5	1029.0	5.02	8.4	1.56	34.7	1076.6	6.13	7.8	0.42	0.4	1173.7	5.96	7.5
30	0.48	30.4	907.6	8.46	9.3	0.97	48.5	898.5	7.35	9.1	0.37	7.7	1049.8	8.60	8.3
31	0.03	2.3	181.1	0.54	48.0	0.12	3.5	259.0	1.44	33.5	0.14	0.1	276.6	1.86	32.0
32	0.03	2.0	370.7	0.91	23.7	1.46	42.9	476.6	0.81	16.2	0.13	0.2	426.7	0.06	20.8
BAG ACT.	0.22	13.1	584.8	3.31	14.6	0.78	25.5	631.7	4.56	13.2	0.33	6.7	695.6	4.97	12.6
CALC.	0.17	12.4	577.5	3.63	14.9	0.74	24.7	614.5	4.36	13.5	0.28	7.1	675.3	4.83	12.9
33	0.01	0.0	88.3	0.00	100.5	0.66	12.2	137.6	0.53	55.9	0.04	0.0	108.8	0.02	81.5
34	0.24	0.0	1059.2	0.00	8.4	7.62	140.9	1691.2	4.48	4.6	0.40	0.0	1325.0	0.23	6.7
35	0.08	0.0	796.7	0.19	11.1	3.76	71.6	840.6	1.89	9.2	0.30	0.0	672.1	0.09	13.2
36	0.06	0.0	524.9	0.25	16.9	2.47	46.8	570.5	0.96	13.6	0.37	0.0	571.8	0.31	15.5
37	0.05	0.0	445.6	0.41	19.9	1.38	31.2	357.5	1.17	21.6	0.12	0.0	457.8	0.76	19.4
38	0.03	0.0	434.1	1.60	20.4	0.04	0.1	470.6	1.59	18.8	0.04	0.0	487.7	2.46	18.2
39	0.02	0.0	492.1	4.15	18.0	0.02	0.1	536.0	4.88	16.6	0.04	0.0	565.8	6.34	15.7

EMISSION RESULTS IN GRAMS PER MILE (PER MINUTE FOR IDLE)

FUEL ECONOMY IN MILES PER GALLON (MINUTES PER GALLON FOR IDLE)

FUEL ECONOMY CALCULATIONS ASSUME A 1:1.85 CARBON TO HYDROGEN RATIO

APPENDIX E,CONT'D

LISTING OF MODAL RESULTS ON INDIVIDUAL VEHICLES

PHOENIX

	VEH	YEAR	MAKE	MODL	CID	VEH	YEAR	MAKE	MODL	CID	VEH	YEAR	MAKE	MODL	CID
	022	1975	CHRY	NEWP	400	023	1975	DODG	DART	318	024	1975	DODG	DART	225
MODE NO.	HC	CO	CO2	NOX	MPG	HC	CO	CO2	NOX	MPG	HC	CO	CO2	NOX	MPG
1	2.49	106.0	1469.9	3.63	5.4	2.44	44.4	1183.8	5.87	7.0	0.93	20.9	913.5	5.86	9.3
2	0.08	17.5	446.9	0.28	18.7	0.16	1.5	366.5	1.29	24.0	0.14	3.1	316.5	1.68	27.6
3	1.90	84.0	1832.0	1.66	4.5	5.17	126.3	1208.3	0.73	6.2	0.16	0.2	930.3	2.79	9.5
4	0.56	41.3	1047.9	0.57	8.0	0.58	8.1	853.0	2.03	10.2	0.14	0.9	613.1	3.45	14.4
5	0.52	30.7	762.2	1.91	10.9	0.22	0.0	670.2	7.14	13.2	0.11	0.9	522.7	5.62	16.9
6	0.01	4.7	253.8	0.98	34.0	0.05	0.3	227.5	0.71	38.9	0.02	0.1	196.5	0.96	45.1
7	1.86	107.2	939.5	3.78	8.0	0.19	0.3	893.2	11.26	9.9	0.89	15.0	642.4	10.42	13.3
8	0.41	12.1	276.2	0.78	29.9	0.03	0.2	256.2	1.38	34.6	0.03	0.2	212.4	1.56	41.7
9	1.01	47.6	748.5	4.37	10.7	0.09	0.2	696.5	8.07	12.7	0.18	4.4	515.7	8.69	17.0
10	0.65	14.1	268.5	0.53	30.3	0.32	2.5	252.2	1.39	34.5	0.23	1.6	202.1	1.11	43.2
11	2.06	86.5	994.9	6.51	7.8	0.37	6.0	890.9	8.87	9.8	0.44	9.3	684.2	11.60	12.7
12	0.93	18.6	280.9	0.42	28.3	0.44	1.5	254.4	1.22	34.4	0.32	2.2	222.4	1.22	39.1
13	1.89	80.5	1044.2	6.68	7.5	0.45	9.4	898.4	8.98	9.7	0.17	4.1	741.8	12.53	11.9
14	0.51	12.4	254.2	0.58	32.2	0.11	0.3	249.0	1.50	35.5	0.20	1.3	189.2	1.04	46.2
15	0.00	8.3	328.0	0.32	26.0	0.05	0.0	267.9	0.81	33.1	0.02	0.1	223.9	1.33	39.6
16	1.88	80.8	845.4	0.00	9.1	1.62	40.1	700.4	0.12	11.5	0.05	0.3	630.3	1.08	14.1
17	1.44	71.2	1103.3	3.64	7.3	0.76	14.8	946.0	6.51	9.1	0.20	4.4	756.0	9.07	11.6
18	0.01	10.1	274.2	0.78	30.6	0.08	0.0	247.7	0.54	35.8	0.13	2.9	200.1	0.78	43.3
19	1.90	73.5	1034.3	5.48	7.7	0.60	11.0	884.2	6.41	9.8	0.16	3.1	699.6	7.93	12.6
20	0.03	14.8	329.5	0.64	25.2	0.31	3.5	276.4	0.57	31.4	0.18	4.9	238.3	0.80	36.0
21	2.33	107.3	1166.8	7.54	6.6	0.55	10.8	1012.2	11.65	8.6	0.41	5.8	823.2	16.97	10.6
22	0.71	18.3	291.2	0.44	27.6	0.49	3.3	266.0	1.19	32.5	0.33	2.3	217.8	0.94	39.9
23	1.63	79.7	1278.2	2.59	6.3	1.58	36.1	1043.6	4.19	8.0	0.19	8.1	828.4	4.50	10.5
24	1.05	53.9	789.7	3.86	10.1	0.14	0.3	698.7	10.45	12.7	0.08	0.4	578.9	9.54	15.3
25	0.71	15.2	251.1	0.59	32.0	0.04	0.0	227.9	1.67	38.9	0.17	0.8	198.5	1.23	44.3
26	0.00	15.1	466.1	0.41	18.1	0.07	0.8	355.7	1.17	24.9	0.03	0.2	336.0	1.99	26.4
27	1.50	69.7	924.1	4.98	8.5	0.36	7.2	803.2	7.70	10.9	0.11	2.0	643.4	8.75	13.7
28	0.48	18.6	297.2	0.58	27.1	0.43	5.2	275.0	1.30	31.2	0.17	2.2	233.7	1.11	37.3
29	1.04	58.0	1199.9	1.58	6.9	1.39	33.2	940.7	3.07	8.9	0.10	2.6	741.8	4.54	11.9
30	1.20	61.9	891.9	4.56	8.9	0.16	0.0	773.9	11.38	11.5	0.16	2.0	637.9	10.90	13.8
31	0.68	13.8	242.9	0.42	33.3	0.03	0.0	214.1	1.45	41.4	0.10	0.6	205.5	1.24	42.9
32	0.07	23.1	442.6	0.29	18.5	0.07	0.0	375.6	1.09	23.6	0.09	1.6	307.8	1.66	28.6
BAG ACT.	0.97	40.6	630.2	2.40	12.7	0.39	6.1	552.0	4.21	15.8	0.19	3.8	418.5	4.79	20.9
CALC.	0.89	40.0	613.7	2.32	13.1	0.39	6.2	545.1	4.23	16.0	0.18	2.6	426.6	4.79	20.6
33	0.39	8.7	112.2	0.04	69.9	0.41	8.5	83.2	0.04	90.7	0.01	0.0	72.7	0.03	122.0
34	5.01	92.9	1375.0	0.42	5.8	5.30	114.3	1027.5	0.42	7.3	0.26	0.0	884.1	0.39	10.0
35	1.52	41.4	900.2	0.28	9.1	2.24	41.9	598.4	0.33	13.2	0.13	0.1	547.8	0.38	16.2
36	1.10	26.9	579.9	0.19	14.2	1.06	13.8	558.6	0.47	15.2	0.10	0.2	365.2	0.38	24.3
37	0.09	0.0	401.0	0.81	22.1	0.10	0.1	374.5	3.54	23.7	0.04	0.0	243.3	1.60	36.5
38	0.06	0.0	428.6	4.09	20.7	0.06	0.1	438.1	1.70	20.2	0.04	0.0	283.3	1.63	31.3
39	0.09	7.0	518.8	1.43	16.7	0.03	0.1	481.5	5.17	18.4	0.03	0.0	339.9	3.66	26.1

EMISSION RESULTS IN GRAMS PER MILE (PER MINUTE FOR IDLE)

FUEL ECONOMY IN MILES PER GALLON (MINUTES PER GALLON FOR IDLE)

FUEL ECONOMY CALCULATIONS ASSUME A 1:1.85 CARBON TO HYDROGEN RATIO

APPENDIX E,CONT'D

LISTING OF MODAL RESULTS ON INDIVIDUAL VEHICLES

PHOENIX

	VEH	YEAR	MAKE	MODL	CID	VEH	YEAR	MAKE	MODL	CID	VEH	YEAR	MAKE	MODL	CID
	025	1975	FORD	PINT	140	026	1975	FORD	TORI	351	027	1975	FORD	MAVE	250
MODE NO.	HC	CO	CO2	NOX	MPG	HC	CO	CO2	NOX	MPG	HC	CO	CO2	NOX	MPG
1	0.03	55.0	696.5	4.69	11.3	1.69	26.2	1311.5	10.22	6.5	1.05	15.2	962.4	7.07	9.0
2	0.21	3.8	310.9	0.34	27.9	0.30	11.2	528.9	0.45	16.2	0.22	5.5	480.5	0.50	18.1
3	0.59	14.0	973.9	3.16	8.9	1.80	59.3	1526.1	1.86	5.5	1.35	8.6	1135.0	5.25	7.7
4	0.75	22.6	535.6	2.64	15.5	0.83	9.7	928.4	3.94	9.4	0.58	6.2	626.6	3.71	13.9
5	0.94	17.2	467.1	4.22	17.9	0.75	4.6	801.3	7.44	10.9	0.42	4.5	600.3	4.04	14.6
6	0.10	2.0	206.3	0.60	42.3	0.78	3.6	345.4	0.66	25.1	1.27	3.8	375.5	0.35	23.0
7	0.51	28.4	541.7	5.07	15.1	1.15	63.2	1048.8	6.48	7.7	0.81	30.7	693.8	5.59	11.9
8	0.09	2.5	243.2	0.74	35.9	1.04	3.9	347.8	2.20	24.8	0.30	3.3	426.3	1.19	20.5
9	0.16	7.5	504.9	4.60	17.2	0.87	8.3	790.4	11.73	11.0	0.29	11.2	613.6	2.75	14.0
10	0.12	2.2	219.3	0.52	39.8	1.51	4.0	337.5	1.41	25.5	1.79	3.9	385.5	0.98	22.3
11	1.88	37.2	573.1	5.48	13.9	1.06	38.0	1029.8	10.08	8.1	0.37	15.9	754.7	7.56	11.4
12	0.12	2.6	233.5	0.56	37.3	1.74	5.1	349.9	1.33	24.4	2.78	4.6	371.7	1.00	22.9
13	1.59	35.6	631.6	4.98	12.8	1.10	24.2	1032.0	12.32	8.3	0.40	16.1	804.4	7.26	10.7
14	0.10	1.9	222.3	0.55	39.3	1.35	4.0	327.1	1.58	26.3	1.66	3.3	334.9	0.99	25.7
15	0.12	3.8	223.8	0.33	38.5	0.24	5.9	400.4	0.57	21.6	0.22	6.2	368.1	1.04	23.4
16	0.27	11.4	582.2	0.49	14.8	1.22	52.5	979.7	0.24	8.2	0.80	13.4	778.0	1.70	11.1
17	2.82	60.6	603.0	3.90	12.5	1.16	14.3	1053.5	11.03	8.2	0.61	11.3	792.5	6.61	10.9
18	0.13	2.8	215.9	0.33	40.2	0.79	5.2	360.8	0.51	23.9	3.00	5.0	359.0	0.36	23.6
19	1.48	31.7	579.7	4.14	14.0	1.06	14.3	963.9	9.53	9.0	0.65	11.5	679.8	5.88	12.7
20	0.18	4.1	238.6	0.46	36.1	1.31	7.5	404.4	0.57	21.1	3.38	5.3	404.7	0.42	20.9
21	3.44	68.7	621.4	4.51	12.0	1.48	80.0	1170.2	9.02	6.8	0.81	44.8	865.7	6.75	9.5
22	0.18	3.4	239.2	0.51	36.2	1.82	5.1	352.6	1.47	24.2	2.33	5.0	372.9	0.91	22.9
23	2.31	56.1	692.6	3.39	11.3	1.43	28.9	1164.8	6.94	7.3	0.81	14.0	924.4	5.95	9.4
24	0.44	12.4	507.0	5.97	16.8	0.87	9.4	830.8	11.46	10.5	0.32	5.8	649.6	6.71	13.5
25	0.09	2.4	222.8	0.64	39.1	1.64	3.4	308.8	1.65	27.8	1.93	3.9	338.5	0.99	25.3
26	0.15	7.9	289.4	0.36	29.4	0.36	7.8	529.7	0.70	16.3	0.41	8.2	491.6	1.32	17.6
27	1.03	23.4	559.8	5.16	14.8	0.98	12.1	912.7	12.38	9.5	0.42	10.0	728.0	6.71	11.9
28	0.11	3.7	239.1	0.53	36.2	1.39	6.6	368.5	1.44	23.2	1.83	5.0	366.2	1.00	23.4
29	1.29	44.5	639.2	3.01	12.4	1.18	25.3	1082.3	5.08	7.9	0.79	14.0	819.2	4.67	10.5
30	0.85	34.5	558.5	4.02	14.4	0.91	14.0	932.0	11.63	9.3	0.34	13.8	593.5	4.62	14.4
31	0.11	2.7	220.1	0.59	39.5	1.30	4.0	320.2	1.93	26.8	1.82	4.2	378.1	1.23	22.7
32	0.16	8.5	285.0	0.35	29.7	0.32	13.6	519.6	0.63	16.4	0.42	7.9	470.0	1.17	18.3
BAG ACT.	0.65	13.9	411.9	2.46	20.4	0.97	12.6	664.7	5.11	12.9	1.05	7.2	571.7	3.26	15.1
CALC.	0.54	14.8	404.8	2.43	20.7	0.95	13.8	661.4	5.28	12.9	0.90	9.0	563.3	3.19	15.3
33	0.03	0.3	56.5	0.00	155.4	0.23	5.7	124.8	0.09	66.0	0.16	0.3	71.5	0.18	122.5
34	0.42	3.2	734.8	0.19	12.0	2.65	60.5	1556.4	1.03	5.3	1.53	3.4	867.9	1.11	10.1
35	0.25	5.8	679.6	0.67	12.9	1.30	30.6	778.2	0.47	10.7	0.71	1.9	438.9	0.43	20.0
36	0.17	4.1	406.6	0.38	21.5	0.34	3.2	725.8	0.72	12.1	0.36	1.7	489.0	0.75	18.0
37	0.17	3.6	294.2	0.86	29.5	0.20	2.1	603.1	0.56	14.6	0.25	2.0	444.9	0.66	19.8
38	0.16	2.2	302.7	1.04	28.9	0.35	3.5	517.7	1.72	16.9	0.24	2.4	430.1	0.83	20.4
39	0.11	2.3	357.0	2.81	24.6	0.26	3.4	570.1	5.40	15.4	0.15	2.5	463.5	2.90	19.0

EMISSION RESULTS IN GRAMS PER MILE (PER MINUTE FOR IDLE)

FUEL ECONOMY IN MILES PER GALLON (MINUTES PER GALLON FOR IDLE)

FUEL ECONOMY CALCULATIONS ASSUME A 1:1.85 CARBON TO HYDROGEN RATIO

LISTING OF MODAL RESULTS ON INDIVIDUAL VEHICLES

PHOENIX

	VEH	YEAR	MAKE	MODL	CID	VEH	YEAR	MAKE	MODL	CID	VEH	YEAR	MAKE	MODL	CID
	028	1975	FORD	TORI	351	029	1975	FORD	LTD	400	030	1975	MERC	COUG	400
MODE NO.	HC	CO	CO2	NOX	MPG	HC	CO	CO2	NOX	MPG	HC	CO	CO2	NOX	MPG
1	2.18	7.1	1248.9	12.00	7.0	0.87	6.4	1464.5	8.71	6.0	1.37	28.5	1262.5	18.22	6.8
2	0.66	1.5	500.8	0.39	17.6	0.10	2.5	568.0	0.85	15.5	0.23	5.2	476.1	0.15	18.3
3	2.00	5.2	1377.9	3.73	6.4	0.89	13.5	1652.4	3.04	5.3	0.96	41.5	1562.4	3.36	5.4
4	1.08	2.0	840.9	4.31	10.5	0.49	4.7	986.6	3.24	8.9	0.50	17.9	877.5	5.69	9.8
5	0.95	1.7	732.7	6.82	12.0	0.41	3.3	854.8	5.74	10.3	0.55	10.6	762.8	12.09	11.4
6	1.33	1.2	305.0	0.52	28.5	0.67	1.6	388.4	0.60	22.6	1.70	2.9	305.0	0.53	28.2
7	1.26	10.3	973.7	14.27	8.9	0.57	16.0	1126.3	8.03	7.7	0.88	56.7	973.3	11.50	8.3
8	1.44	1.2	299.6	1.28	29.0	0.59	1.8	384.1	1.82	22.8	1.42	2.9	313.5	2.70	27.5
9	0.83	2.3	762.9	9.87	11.5	0.38	6.1	872.9	7.74	10.0	0.55	12.7	763.8	15.45	11.3
10	1.91	1.4	304.5	0.93	28.4	2.04	1.8	350.3	1.41	24.7	1.80	3.4	308.6	1.69	27.8
11	1.18	10.9	965.5	14.82	9.0	0.40	14.8	1112.5	10.32	7.8	0.81	22.0	951.1	18.86	9.0
12	2.67	1.8	325.8	1.16	26.3	2.54	2.0	366.0	1.37	23.5	2.68	3.3	313.3	1.65	27.1
13	1.16	5.5	988.2	15.20	8.9	0.43	11.1	1136.5	10.30	7.7	0.86	16.8	984.9	21.13	8.8
14	1.86	1.4	289.4	1.12	29.8	1.56	1.9	354.8	1.42	24.5	2.12	3.2	288.4	1.89	29.6
15	0.55	1.2	377.8	0.40	23.3	0.20	2.9	440.2	0.90	19.9	0.42	5.9	344.9	0.11	25.0
16	1.41	2.4	1002.4	0.36	8.8	0.51	3.6	1021.7	1.22	8.6	0.60	27.3	893.5	0.00	9.5
17	1.42	4.0	997.8	12.41	8.8	0.65	6.5	1110.7	9.55	7.9	1.01	16.5	980.8	18.81	8.8
18	1.18	1.3	323.4	0.48	27.0	1.46	2.5	383.1	0.57	22.7	1.68	3.2	303.4	0.40	28.3
19	1.32	3.2	932.9	11.85	9.4	0.56	5.2	1055.9	7.97	8.3	0.89	15.2	916.9	17.00	9.4
20	1.36	1.7	385.0	0.53	22.6	1.17	2.7	427.4	0.61	20.4	2.39	4.0	355.8	0.41	24.0
21	1.46	14.2	1121.6	17.99	7.7	0.50	18.3	1288.2	11.93	6.7	1.04	58.8	1116.4	14.75	7.3
22	2.29	1.7	337.9	1.05	25.5	3.09	2.1	365.6	1.37	23.4	2.25	4.0	322.2	1.64	26.4
23	1.63	2.6	1100.4	7.95	8.0	0.92	7.7	1246.6	6.54	7.0	0.94	19.1	1151.7	12.68	7.5
24	0.92	2.7	796.9	10.95	11.0	0.37	7.5	917.9	7.92	9.5	0.59	14.5	802.8	15.68	10.7
25	2.50	1.5	278.9	1.11	30.7	1.74	1.7	343.3	1.44	25.2	2.40	3.4	284.9	2.14	29.8
26	0.67	1.7	522.4	0.59	16.8	0.45	3.4	595.7	1.19	14.7	0.66	4.7	484.2	0.16	18.0
27	1.10	3.1	871.9	11.78	10.1	0.41	7.5	980.2	9.03	8.9	0.75	10.9	876.4	19.34	9.9
28	1.88	1.6	342.5	0.91	25.3	1.80	2.0	401.3	1.29	21.6	2.18	3.7	337.8	1.57	25.3
29	1.47	2.4	1022.9	6.30	8.6	0.68	8.4	1165.3	4.28	7.5	0.72	19.1	1065.8	8.27	8.1
30	1.04	5.3	877.4	13.18	10.0	0.39	9.6	1015.3	9.30	8.6	0.66	25.7	902.5	14.95	9.4
31	2.01	1.4	277.9	1.21	31.0	1.39	1.7	335.4	1.57	25.9	2.36	3.5	282.8	1.90	30.0
32	0.63	1.6	506.3	0.40	17.4	0.28	3.6	555.8	1.04	15.8	0.34	6.1	472.1	0.00	18.4
BAG ACT.	1.20	3.1	625.2	5.67	14.0	0.84	6.2	730.0	4.60	12.0	1.03	11.4	639.6	7.49	13.4
CALC.	1.15	3.0	608.1	5.59	14.4	0.82	5.3	707.2	4.60	12.4	0.95	11.6	622.0	7.78	13.8
33	0.28	0.2	128.2	0.11	68.6	0.11	0.2	126.8	0.16	69.6	0.16	3.1	118.1	0.09	71.9
34	3.49	2.8	1548.1	0.84	5.7	1.33	2.8	1532.1	1.36	5.8	1.68	23.8	1397.6	0.80	6.2
35	1.93	1.8	774.0	0.35	11.3	0.65	1.3	771.0	0.61	11.5	0.80	8.5	698.8	0.35	12.4
36	1.18	1.5	616.1	0.33	14.3	0.42	1.0	557.3	0.52	15.8	0.54	4.6	472.3	0.24	18.4
37	0.50	1.0	436.8	0.88	20.2	0.09	1.5	557.2	1.38	15.9	0.12	3.8	513.8	0.87	17.1
38	0.44	1.3	475.3	1.25	18.5	0.20	2.2	569.2	1.18	15.5	0.13	3.6	513.1	2.16	17.1
39	0.34	1.6	503.6	4.06	17.5	0.18	1.9	578.5	4.44	15.2	0.19	4.7	537.6	8.46	16.3

EMISSION RESULTS IN GRAMS PER MILE (PER MINUTE FOR IDLE)

FUEL ECONOMY IN MILES PER GALLON (MINUTES PER GALLON FOR IDLE)

FUEL ECONOMY CALCULATIONS ASSUME A 1:1.85 CARBON TO HYDROGEN RATIO

APPENDIX E,CONT'D

LISTING OF MODAL RESULTS ON INDIVIDUAL VEHICLES

PHOENIX

	VEH	YEAR	MAKE	MODL	CID	VEH	YEAR	MAKE	MODL	CID	VEH	YEAR	MAKE	MODL	CID
	031	1975	MERC	MONT	351	032	1975	OLDS	DELT	350	033	1975	OLDS	CUTL	350
MODE NO.	HC	CO	CO2	NOX	MPG	HC	CO	CO2	NOX	MPG	HC	CO	CO2	NOX	MPG
1	1.16	23.5	1449.8	9.34	6.0	6.03	154.7	1277.9	4.74	5.8	0.43	16.7	1146.6	3.29	7.6
2	0.12	9.0	579.4	0.83	14.9	0.23	3.9	359.1	1.75	24.3	0.00	0.0	295.7	0.74	30.0
3	1.22	29.0	1628.1	2.98	5.3	11.96	269.7	1281.2	1.87	5.1	0.38	18.0	1225.7	0.21	7.1
4	0.64	16.8	957.0	4.22	9.0	3.12	63.8	846.0	1.83	9.3	0.21	5.4	753.9	1.64	11.6
5	0.51	7.0	811.3	6.74	10.8	0.38	12.6	729.0	2.95	11.8	0.16	1.3	657.0	3.16	13.5
6	0.19	4.3	373.8	0.71	23.3	0.07	1.4	229.3	0.74	38.3	0.02	0.6	210.3	0.30	42.0
7	2.26	126.4	951.9	5.10	7.7	3.38	161.4	826.0	3.86	8.1	0.91	72.0	802.4	5.27	9.7
8	0.52	3.2	359.9	2.47	24.2	0.11	1.3	242.7	0.82	36.2	0.04	0.2	229.9	0.79	38.5
9	0.50	11.9	810.0	8.35	10.7	1.03	59.5	749.3	3.88	10.5	0.15	3.1	693.3	3.32	12.7
10	0.55	3.7	354.7	1.62	24.5	0.55	5.7	253.9	0.70	33.5	0.02	0.3	226.7	0.49	39.1
11	0.97	68.6	1095.9	7.45	7.4	3.04	136.8	916.3	5.00	7.8	0.17	4.6	883.2	5.19	10.0
12	0.89	4.4	365.0	1.71	23.7	0.42	4.2	292.6	0.83	29.5	0.01	0.0	239.5	0.59	37.1
13	0.88	51.3	1110.0	8.90	7.4	2.31	106.5	986.9	5.02	7.6	0.16	6.1	910.3	5.32	9.6
14	0.39	3.5	337.4	1.82	25.8	0.19	2.5	249.4	0.74	35.0	0.01	0.2	218.6	0.64	40.5
15	0.07	5.9	439.3	0.76	19.8	0.15	4.4	281.1	1.42	30.8	0.00	0.5	224.9	0.73	39.3
16	0.66	27.3	1091.4	1.30	7.8	5.95	137.7	608.0	0.12	10.5	0.00	1.5	574.2	0.00	15.4
17	0.79	16.9	1120.5	10.13	7.7	2.73	99.9	1023.1	3.50	7.5	0.17	4.8	921.1	4.56	9.6
18	0.18	4.8	378.7	0.59	22.9	0.09	2.5	249.8	0.78	34.9	0.00	0.0	214.8	0.30	41.3
19	0.75	24.2	1031.1	7.82	8.3	2.57	94.6	910.2	3.29	8.3	0.17	7.0	865.3	4.69	10.1
20	0.17	7.6	447.8	0.67	19.3	0.54	6.7	285.0	0.76	29.9	0.04	0.0	401.9	0.80	22.1
21	1.67	134.9	1226.4	6.60	6.1	4.93	249.8	971.4	4.60	6.4	0.69	46.3	1007.9	6.12	8.2
22	0.70	5.2	374.2	1.66	23.1	0.79	8.2	277.1	0.72	30.3	0.02	0.0	237.7	0.53	37.3
23	1.00	23.3	1212.3	8.42	7.1	4.03	146.4	1062.2	3.14	6.8	0.17	9.2	973.4	4.05	9.0
24	0.51	18.0	885.2	7.89	9.7	1.36	80.4	766.4	4.27	9.9	0.12	6.4	718.2	2.82	12.2
25	0.64	3.4	328.6	1.78	26.4	0.07	1.9	254.2	0.74	34.5	0.01	0.0	215.7	0.64	41.1
26	0.09	9.4	604.3	1.04	14.3	0.27	7.2	386.4	2.06	22.3	0.00	0.0	291.1	0.77	30.5
27	0.65	21.4	964.5	9.63	8.9	1.33	67.2	898.4	3.14	8.8	0.12	5.3	804.6	2.98	10.9
28	0.51	5.2	393.5	1.57	22.0	0.95	11.6	268.0	0.64	30.7	0.02	0.3	243.6	0.50	36.3
29	0.80	20.5	1125.2	5.28	7.7	3.45	99.9	965.2	2.81	7.8	0.15	7.0	875.7	3.09	10.0
30	0.80	57.4	980.3	6.12	8.3	2.51	131.5	792.2	4.07	8.8	0.37	21.2	777.1	4.36	10.9
31	0.76	4.0	334.2	2.05	25.9	0.09	2.2	248.3	0.89	35.2	0.02	0.3	211.9	0.67	41.8
32	0.14	10.7	583.0	0.90	14.8	0.44	13.1	362.3	1.84	23.1	0.01	0.7	363.6	1.27	24.3
BAG ACT.	0.63	21.5	698.2	4.55	12.1	1.34	51.8	574.3	2.06	13.4	0.16	5.7	531.3	2.53	16.4
CALC.	0.57	20.8	681.6	4.58	12.4	1.38	48.0	560.6	2.09	13.9	0.12	5.5	520.8	2.23	16.8
33	0.17	2.1	140.1	0.18	61.7	0.69	11.6	65.7	0.02	103.0	0.01	0.0	70.3	0.08	126.0
34	1.81	19.0	1701.7	1.78	5.1	8.46	110.8	811.1	0.26	8.8	0.28	0.0	844.1	0.28	10.5
35	0.30	3.8	1013.5	0.84	8.7	4.16	57.2	399.8	0.11	17.6	0.18	0.0	584.1	0.38	15.2
36	0.28	2.7	644.8	0.61	13.7	2.51	24.5	336.9	0.15	23.2	0.13	0.0	383.1	0.25	23.1
37	0.10	1.8	540.9	1.24	16.3	0.15	0.0	302.1	1.93	29.3	0.09	0.0	312.9	1.41	28.3
38	0.18	3.5	515.3	1.37	17.0	0.07	0.0	397.6	1.43	22.3	0.07	0.0	384.4	1.09	23.1
39	0.28	3.0	548.9	6.24	16.0	0.03	0.0	500.8	2.15	17.7	0.05	0.1	470.1	2.89	18.9

EMISSION RESULTS IN GRAMS PER MILE (PER MINUTE FOR IDLE)

FUEL ECONOMY IN MILES PER GALLON (MINUTES PER GALLON FOR IDLE)

FUEL ECONOMY CALCULATIONS ASSUME A 1:1.85 CARBON TO HYDROGEN RATIO

APPENDIX E,CONT'D

LISTING OF MODAL RESULTS ON INDIVIDUAL VEHICLES

PHOENIX

	VEH	YEAR	MAKE	MODL	CID	VEH	YEAR	MAKE	MODL	CID	VEH	YEAR	MAKE	MODL	CID
	034	1975	OLDS	DELT	455	035	1975	PLYM	FURY	318	036	1975	PLYM	VALI	225
MODE NO.	HC	CO	CO2	NOX	MPG	HC	CO	CO2	NOX	MPG	HC	CO	CO2	NOX	MPG
1	0.39	6.2	1496.9	9.79	5.9	4.42	142.0	1187.0	13.22	6.2	3.24	120.5	837.9	9.31	8.6
2	0.04	0.2	362.5	1.02	24.5	0.07	0.8	340.5	0.00	26.0	1.00	28.6	242.3	1.13	30.5
3	0.28	0.3	1602.7	3.45	5.5	11.79	422.5	1156.2	0.00	4.8	5.94	304.3	738.1	0.42	7.2
4	0.17	0.8	962.2	4.59	9.2	2.13	76.3	839.5	6.66	9.2	1.53	55.4	606.4	8.80	12.7
5	0.13	0.1	789.5	5.42	11.2	0.12	0.0	744.9	9.84	11.9	0.81	15.4	575.9	9.48	14.7
6	0.03	0.0	219.4	0.30	40.4	0.01	0.3	197.2	2.52	44.9	0.02	2.0	148.7	2.71	58.4
7	0.22	1.7	1095.0	12.90	8.1	0.14	0.0	954.4	19.06	9.3	0.57	12.1	770.8	14.23	11.2
8	0.03	0.0	241.5	1.08	36.7	0.00	0.0	234.8	3.47	37.8	0.01	1.4	178.8	2.61	49.0
9	0.10	0.1	837.3	7.18	10.6	0.05	0.0	743.8	12.15	11.9	0.08	1.9	595.3	13.22	14.8
10	0.05	0.0	252.2	0.73	35.2	0.63	5.9	217.7	2.44	38.8	0.31	6.2	169.7	2.13	49.2
11	0.24	5.6	1097.4	11.61	8.0	0.62	17.9	928.5	18.33	9.3	0.48	20.0	725.4	16.43	11.7
12	0.04	0.1	261.7	0.81	33.9	0.24	1.9	230.5	2.24	37.9	0.10	6.3	170.1	2.23	49.2
13	0.13	1.5	1138.3	10.89	7.8	0.67	24.3	951.9	18.04	8.9	0.60	23.3	736.7	17.64	11.4
14	0.02	0.0	243.4	0.83	36.4	0.10	0.8	215.0	2.32	41.0	0.07	3.5	162.0	2.32	52.9
15	0.02	0.0	269.2	0.82	33.0	0.07	0.0	241.1	0.98	36.8	0.74	22.3	164.7	0.82	43.9
16	0.04	0.0	758.1	0.24	11.7	3.20	156.9	511.4	0.00	11.6	2.50	159.2	387.5	0.00	13.7
17	0.13	1.1	1143.6	8.81	7.7	1.25	45.1	955.4	15.62	8.6	1.03	43.5	749.2	10.86	10.8
18	0.02	0.0	231.6	0.30	38.3	0.00	0.4	213.2	1.53	41.5	0.01	4.4	150.9	2.81	56.2
19	0.15	1.8	1062.3	7.92	8.3	1.00	35.4	906.7	13.83	9.2	0.84	38.5	693.1	12.49	11.7
20	0.05	0.0	287.6	0.34	30.8	0.07	1.5	250.8	1.54	35.0	0.13	6.6	183.8	3.21	45.6
21	0.21	2.2	1292.8	14.20	6.8	0.94	29.0	1042.0	22.02	8.1	0.89	37.2	826.2	16.22	10.0
22	0.05	0.0	270.4	0.75	32.8	0.65	7.4	237.6	2.01	35.3	0.53	9.3	172.7	2.15	47.0
23	0.17	3.4	1273.5	8.29	6.9	2.79	111.4	1029.6	12.23	7.3	2.06	99.3	721.9	14.42	10.0
24	0.09	0.1	876.6	7.77	10.1	0.07	0.8	762.0	15.76	11.6	0.35	10.0	600.7	13.52	14.4
25	0.02	0.0	232.4	0.82	38.2	0.00	0.3	199.1	3.68	44.5	0.00	3.4	148.2	2.38	57.8
26	0.03	0.1	372.2	1.54	23.8	0.16	3.1	337.6	0.32	25.9	1.04	34.6	227.4	1.00	31.1
27	0.12	0.9	1002.9	8.71	8.8	0.56	20.5	837.8	14.68	10.2	0.46	20.6	640.1	15.05	13.2
28	0.12	0.8	279.4	0.70	31.6	0.83	12.6	239.0	2.61	33.9	0.71	11.9	175.5	2.12	45.2
29	0.47	9.9	1120.4	6.56	7.8	2.37	95.0	937.0	10.66	8.1	1.83	89.6	647.0	13.17	11.2
30	0.12	0.6	987.2	9.47	9.0	0.12	2.5	840.6	18.24	10.5	0.44	11.9	677.2	14.04	12.7
31	0.02	0.0	227.6	1.01	39.0	0.00	0.5	194.1	3.51	45.5	0.00	2.9	153.4	2.51	56.2
32	0.03	0.2	368.7	0.81	24.0	0.07	0.8	329.2	0.31	26.8	0.93	29.9	232.7	1.33	31.4
BAG ACT.	0.11	1.1	632.2	4.47	14.0	0.73	18.3	554.7	7.59	15.2	0.70	16.7	412.3	7.06	20.1
CALC.	0.10	0.8	622.5	4.45	14.2	0.70	17.9	537.4	7.94	15.6	0.64	19.9	405.6	7.28	20.2
33	0.02	0.0	88.5	0.06	100.3	0.76	26.2	64.9	0.04	81.8	0.48	20.6	42.0	0.00	116.8
34	0.32	0.0	1067.3	0.43	8.3	9.41	334.6	743.4	0.47	6.8	5.70	233.8	530.4	0.00	9.7
35	0.26	0.0	557.2	0.21	15.9	4.21	137.7	517.0	0.40	11.9	2.80	114.4	313.6	0.00	17.7
36	0.26	0.3	506.2	0.35	17.5	2.82	81.6	400.8	0.33	16.5	1.93	72.4	265.8	0.00	23.0
37	0.18	0.0	422.5	0.44	21.0	0.32	3.4	370.6	1.81	23.5	1.19	16.3	249.6	1.86	31.8
38	0.06	0.0	454.1	0.90	19.5	0.05	1.5	385.5	7.56	22.9	0.06	0.0	298.4	5.48	29.7
39	0.04	0.1	533.3	3.16	16.6	0.05	1.3	463.6	13.06	19.1	0.03	0.0	361.7	5.13	24.5

EMISSION RESULTS IN GRAMS PER MILE (PER MINUTE FOR IDLE)

FUEL ECONOMY IN MILES PER GALLON (MINUTES PER GALLON FOR IDLE)

FUEL ECONOMY CALCULATIONS ASSUME A 1:1.85 CARBON TO HYDROGEN RATIO

APPENDIX E,CONT'D

LISTING OF MODAL RESULTS ON INDIVIDUAL VEHICLES

PHOENIX

	VEH	YEAR	MAKE	MODL	CID	VEH	YEAR	MAKE	MODL	CID	VEH	YEAR	MAKE	MODL	CID
	037	1975	PONT	CATA	400	038	1975	PONT	LEMA	350	039	1975	PONT	GRNP	455
MODE NO.	HC	CO	CO2	NOX	MPG	HC	CO	CO2	NOX	MPG	HC	CO	CO2	NOX	MPG
1	3.81	108.6	1214.9	5.22	6.4	4.44	148.5	1154.1	4.24	6.3	3.34	65.9	1243.1	4.60	6.5
2	0.22	0.0	391.4	1.20	22.6	1.90	48.1	421.6	0.68	17.6	0.25	10.6	402.6	0.62	21.1
3	0.28	1.4	1383.8	2.29	6.4	8.35	259.3	1141.9	1.98	5.6	6.23	127.3	1392.5	1.46	5.5
4	1.79	45.9	833.8	2.28	9.7	2.88	83.3	774.6	4.01	9.7	2.74	54.3	843.9	1.76	9.5
5	2.64	69.0	684.5	3.90	11.1	1.08	24.0	704.3	2.83	11.9	0.42	10.7	732.2	3.66	11.8
6	1.12	20.5	218.0	0.62	35.0	0.07	1.2	273.9	0.60	32.2	0.00	1.0	236.5	0.67	37.3
7	4.29	191.8	853.7	3.27	7.6	2.28	49.5	867.1	8.04	9.3	2.30	116.1	876.3	4.87	8.3
8	1.48	43.7	217.2	1.09	30.5	0.07	0.6	273.3	1.30	32.3	0.01	1.5	252.0	1.69	34.9
9	3.09	115.0	696.6	2.97	10.0	0.87	27.9	692.6	3.56	12.0	0.19	15.4	743.2	5.58	11.6
10	1.10	28.7	230.2	0.73	31.8	0.43	10.2	277.6	0.89	30.1	0.35	5.6	263.7	1.15	32.4
11	4.56	196.9	815.8	3.26	7.8	2.56	92.3	851.1	5.35	8.8	1.63	75.8	912.7	5.70	8.6
12	1.33	34.3	236.3	0.84	30.1	0.52	10.7	298.9	0.95	28.0	0.38	6.0	273.6	1.40	31.2
13	4.60	186.3	862.3	3.96	7.6	2.26	87.0	909.5	5.50	8.4	1.35	62.4	959.3	6.21	8.4
14	1.18	32.7	217.2	0.77	32.6	0.29	5.5	263.5	1.05	32.5	0.12	3.2	243.3	1.27	35.7
15	0.14	0.5	285.9	1.17	30.9	1.00	22.6	326.8	0.94	24.3	0.00	6.0	300.3	0.69	28.7
16	0.21	1.6	807.5	0.73	10.9	4.98	168.6	797.7	0.49	8.2	4.45	113.5	770.2	0.00	9.2
17	4.01	124.8	912.3	5.61	7.9	2.62	101.7	955.8	4.04	7.9	1.52	49.4	995.0	4.66	8.2
18	1.18	26.5	231.6	0.51	32.0	0.25	7.1	283.2	0.54	30.1	0.19	5.2	259.9	0.60	33.0
19	3.56	121.7	866.0	4.05	8.3	1.77	62.9	918.5	3.77	8.7	2.25	75.2	916.4	3.99	8.5
20	0.56	9.1	301.4	0.56	27.9	0.50	18.2	336.5	0.54	24.2	0.57	12.2	309.3	0.57	26.9
21	5.27	259.3	951.7	3.03	6.5	3.43	124.2	998.8	6.75	7.4	2.87	135.5	1041.6	6.65	7.0
22	1.08	29.0	247.8	0.64	29.9	0.66	15.5	303.1	0.95	26.9	0.48	8.2	285.4	1.14	29.6
23	2.99	90.3	1056.6	5.37	7.3	2.68	91.7	1048.0	5.50	7.4	1.98	48.5	1121.8	4.33	7.4
24	3.56	130.0	692.3	3.48	9.8	1.31	47.3	734.1	4.12	10.9	0.71	45.3	757.8	4.36	10.7
25	1.30	37.7	211.1	0.81	32.3	0.19	4.2	262.6	1.10	32.9	0.04	3.5	242.4	1.36	35.8
26	0.21	1.6	414.3	1.40	21.3	1.57	42.3	452.0	1.18	17.0	0.00	7.9	420.0	0.59	20.5
27	3.94	129.6	776.6	4.59	8.9	1.84	73.8	811.3	4.72	9.5	0.87	40.1	856.3	5.18	9.6
28	1.06	28.7	265.6	0.71	28.3	0.60	16.2	309.3	0.98	26.4	0.55	10.8	289.9	1.12	28.8
29	2.84	90.9	946.6	4.24	8.1	2.29	71.9	944.3	6.45	8.3	2.36	59.9	985.5	3.20	8.2
30	4.15	184.0	767.3	2.83	8.3	1.62	56.6	792.0	4.87	10.0	1.48	77.0	831.1	5.26	9.3
31	1.30	40.1	187.6	0.76	34.8	0.09	1.8	275.5	1.34	31.9	0.01	3.8	232.0	1.40	37.3
32	0.22	1.5	392.2	1.16	22.5	1.67	47.4	428.8	1.04	17.5	0.20	16.9	403.6	0.69	20.6
BAG ACT.	2.24	85.4	517.7	2.18	13.5	1.21	40.3	566.7	2.91	14.0	0.94	24.7	576.3	3.26	14.4
CALC.	2.33	81.5	511.4	2.16	13.7	1.21	39.9	554.4	2.82	14.3	0.82	28.7	563.3	3.05	14.5
33	0.03	0.0	100.1	0.10	88.6	0.68	15.5	90.2	0.11	76.0	0.63	8.5	99.4	0.07	77.3
34	0.38	0.0	1182.1	0.94	7.5	8.77	219.5	1041.3	0.71	6.3	8.78	100.8	1193.3	0.61	6.4
35	0.49	0.0	691.3	0.47	12.8	4.48	122.3	508.8	0.19	12.4	3.18	12.8	736.7	0.31	11.6
36	0.26	0.0	460.9	0.36	19.2	2.96	74.9	359.2	0.11	18.2	2.08	7.4	471.6	0.19	18.1
37	0.12	0.0	375.8	1.24	23.6	1.21	11.5	324.4	1.31	25.6	0.15	0.5	379.0	1.07	23.3
38	0.09	2.6	414.9	0.62	21.2	0.06	0.0	407.5	1.61	21.8	0.11	0.4	423.8	1.99	20.9
39	2.52	73.4	421.3	2.47	16.3	0.00	0.0	466.6	3.88	19.0	0.05	0.1	491.2	4.47	18.1

EMISSION RESULTS IN GRAMS PER MILE (PER MINUTE FOR IDLE)

FUEL ECONOMY IN MILES PER GALLON (MINUTES PER GALLON FOR IDLE)

FUEL ECONOMY CALCULATIONS ASSUME A 1:1.85 CARBON TO HYDROGEN RATIO

APPENDIX E,CONT'D

LISTING OF MODAL RESULTS ON INDIVIDUAL VEHICLES

PHOENIX

	VEH	YEAR	MAKE	MODL	CID	VEH	YEAR	MAKE	MODL	CID	VEH	YEAR	MAKE	MODL	CID
	040	1976	CAPR	SEDA	140	041	1975	DATS	B210	85	042	1975	HOND	SEDA	91
MODE NO.	HC	CO	CO2	NOX	MPG	HC	CO	CO2	NOX	MPG	HC	CO	CO2	NOX	MPG
1	2.54	25.7	726.4	2.80	11.5	3.87	74.8	534.3	5.11	13.4	2.34	19.2	577.7	4.38	14.4
2	0.02	2.3	358.7	0.25	24.5	0.94	0.8	202.9	1.64	42.9	0.35	4.5	193.6	0.22	44.0
3	0.10	4.1	1040.6	1.09	8.5	3.17	26.3	548.9	2.50	14.8	3.91	16.5	691.0	1.24	12.2
4	0.32	6.0	526.1	1.39	16.5	1.77	5.4	400.1	4.61	21.4	1.18	10.2	420.1	2.30	20.2
5	0.69	5.3	449.5	2.41	19.3	1.80	16.7	347.8	5.90	23.4	0.77	7.2	357.8	3.61	23.9
6	0.00	0.7	223.6	0.69	39.5	0.62	0.7	153.5	1.44	56.7	0.37	4.6	131.4	0.73	63.5
7	0.20	6.8	519.1	3.37	16.7	3.21	66.5	445.4	7.96	15.8	1.41	23.4	360.2	4.90	22.1
8	0.00	0.7	256.9	0.92	34.4	0.60	3.2	168.9	2.43	50.5	0.18	2.9	143.5	1.47	59.7
9	0.09	1.2	448.9	3.39	19.7	1.88	29.6	353.6	6.52	21.9	0.71	7.3	349.4	6.37	24.4
10	0.00	1.2	226.7	0.70	38.8	0.50	2.8	147.4	1.68	57.9	0.19	3.1	140.2	1.04	61.0
11	0.87	15.9	569.0	3.59	14.9	2.67	67.0	415.6	6.31	16.8	1.35	36.1	386.8	4.98	19.8
12	1.70	29.3	182.5	0.49	37.9	0.53	3.0	159.6	1.87	53.5	0.24	3.7	131.7	0.91	64.2
13	2.79	69.8	499.2	2.71	14.4	2.75	67.5	439.2	6.69	16.0	1.35	31.1	423.2	5.97	18.6
14	1.08	23.6	162.5	0.47	43.7	0.45	2.4	146.2	1.77	58.6	0.28	4.5	129.6	0.95	64.5
15	1.35	64.9	148.2	0.12	34.9	0.71	2.2	156.8	1.22	54.6	0.15	3.7	104.2	0.16	80.2
16	3.35	178.1	395.6	0.21	12.9	1.71	17.7	356.9	0.60	22.7	0.13	11.2	313.5	0.00	26.8
17	4.26	97.9	473.2	2.15	13.9	2.37	32.8	455.1	7.26	17.3	1.36	21.6	445.6	5.37	18.3
18	1.11	34.9	158.4	0.46	40.9	0.53	2.0	144.8	1.08	59.3	0.37	5.9	126.1	0.54	65.0
19	3.37	81.2	445.7	2.26	15.2	2.04	21.4	434.3	6.96	18.7	0.84	14.2	418.6	4.51	20.0
20	1.86	40.7	180.4	0.48	35.5	0.63	3.0	175.5	1.22	48.7	0.42	6.5	137.4	0.53	59.6
21	3.24	70.9	581.5	2.97	12.6	3.62	97.9	483.2	6.92	13.7	3.53	47.4	421.3	5.41	17.5
22	2.21	34.2	175.3	0.46	37.6	0.50	3.0	160.3	1.72	53.3	0.30	4.0	139.1	1.02	60.6
23	5.26	149.5	555.7	1.54	11.0	2.72	32.7	495.2	5.59	16.0	1.48	23.9	517.5	3.69	15.9
24	1.72	42.5	424.4	1.92	17.9	2.04	40.0	357.0	5.78	20.8	1.01	15.1	357.5	5.82	23.1
25	0.91	22.6	166.4	0.56	43.3	0.53	3.5	149.5	1.87	56.7	0.27	3.9	129.2	1.10	65.2
26	1.81	90.0	190.0	0.18	26.3	1.01	3.1	218.6	1.89	39.2	0.12	4.7	152.7	0.12	55.3
27	2.46	66.8	439.7	2.13	16.1	2.10	39.6	395.7	6.32	19.1	0.95	17.7	402.0	5.96	20.5
28	1.88	34.5	179.4	0.47	37.0	0.50	3.3	162.9	1.78	52.3	0.20	4.4	141.6	0.99	59.5
29	4.43	131.9	500.1	1.27	12.3	2.16	15.6	448.6	5.37	18.5	1.63	24.5	502.4	3.31	16.3
30	1.69	41.0	456.1	2.30	16.9	2.65	58.6	410.1	6.55	17.4	1.49	34.3	372.0	4.64	20.6
31	0.76	19.1	170.8	0.60	43.7	0.52	3.0	154.1	2.06	55.3	0.25	4.3	131.5	1.22	63.8
32	1.68	79.9	190.5	0.17	27.6	0.88	3.8	208.0	1.44	40.9	0.08	5.3	153.8	0.11	54.7
BAG ACT.	1.59	37.3	355.3	1.49	21.2	1.25	20.6	286.5	3.91	27.5	0.73	11.5	270.0	2.95	30.6
CALC.	1.54	38.0	346.0	1.45	21.6	1.35	20.1	282.9	3.90	27.8	0.71	12.5	269.6	2.87	30.5
33	0.42	15.1	42.8	0.02	130.7	0.29	3.7	41.4	0.09	184.2	0.37	0.2	23.9	0.01	351.0
34	1.92	54.6	783.7	0.32	10.1	2.56	28.4	512.7	0.94	15.7	2.14	3.1	509.1	0.30	17.0
35	0.17	0.0	802.0	0.49	11.1	1.08	11.5	261.8	0.38	31.3	0.23	3.7	536.6	0.58	16.3
36	0.11	0.0	471.4	0.28	18.8	1.08	3.5	220.2	0.94	38.7	0.24	2.9	338.5	0.45	25.8
37	0.06	0.0	355.4	0.42	25.0	0.96	1.3	186.0	2.13	46.5	0.10	1.9	247.0	0.80	35.4
38	1.26	35.1	244.4	1.06	29.2	0.97	2.1	214.6	2.93	40.2	0.07	1.7	217.3	1.61	40.3
39	1.21	27.4	311.9	1.48	24.7	0.93	3.7	263.9	6.62	32.6	0.10	1.0	252.4	3.28	34.9

EMISSION RESULTS IN GRAMS PER MILE (PER MINUTE FOR IDLE)

FUEL ECONOMY IN MILES PER GALLON (MINUTES PER GALLON FOR IDLE)

FUEL ECONOMY CALCULATIONS ASSUME A 1:1.85 CARBON TO HYDROGEN RATIO

LISTING OF MODAL RESULTS ON INDIVIDUAL VEHICLES

PHOENIX

	VEH	YEAR	MAKE	MODL	CID	VEH	YEAR	MAKE	MODL	CID	VEH	YEAR	MAKE	MODL	CID
	043	1975	TOYO	CORO	133	044	1975	VOLK	SEDA	97	045	1975	VOLK	RABB	90
MODE NO.	HC	CO	CO2	NOX	MPG	HC	CO	CO2	NOX	MPG	HC	CO	CO2	NOX	MPG
1	2.23	50.5	765.5	8.95	10.4	2.17	67.8	549.9	0.99	13.4	4.90	267.0	441.3	0.78	10.1
2	0.19	6.7	257.6	0.77	33.0	0.72	29.1	215.7	0.00	33.7	0.05	15.0	293.6	0.04	28.0
3	2.38	96.7	764.6	0.70	9.6	3.75	153.5	812.9	0.23	8.3	3.29	169.2	623.9	0.03	9.9
4	1.07	28.1	539.5	3.93	15.1	1.04	31.8	419.3	0.53	18.8	1.52	74.2	401.5	0.12	17.0
5	0.70	6.3	488.7	6.55	17.7	0.66	15.8	363.3	1.01	22.7	0.87	57.6	368.0	0.53	19.2
6	0.44	2.6	197.0	3.44	43.8	0.40	11.8	135.9	0.00	57.0	0.01	1.0	210.3	0.63	41.9
7	2.08	84.6	539.6	5.86	13.1	1.78	109.1	308.8	0.27	18.3	2.21	136.2	404.6	1.17	14.2
8	0.36	2.9	237.6	4.98	36.5	0.58	27.5	134.7	0.14	49.4	0.04	1.2	255.0	1.52	34.5
9	0.70	6.6	485.5	10.49	17.8	1.15	49.2	344.2	0.57	20.9	0.31	21.6	416.5	1.72	19.7
10	0.25	2.8	205.1	3.47	42.2	0.59	30.3	132.3	0.09	48.8	0.01	0.9	216.6	1.28	40.7
11	1.59	70.9	592.4	7.58	12.5	2.05	135.4	346.0	0.40	15.7	1.05	77.7	443.4	1.00	15.6
12	0.34	3.3	205.8	3.67	41.9	0.64	29.8	147.9	0.16	45.1	0.01	1.5	213.3	1.06	41.1
13	1.91	70.3	599.6	8.78	12.4	1.82	105.1	387.9	0.53	15.9	1.30	88.3	474.3	0.99	14.4
14	0.25	2.6	205.9	3.75	42.1	0.55	25.8	132.1	0.20	50.9	0.02	0.8	214.0	1.31	41.2
15	0.45	12.9	203.2	1.53	39.5	0.37	7.5	164.8	0.05	49.9	0.03	7.0	229.3	0.09	36.9
16	0.51	33.5	391.9	0.33	19.9	0.78	31.9	454.7	0.11	17.5	0.14	30.6	593.4	0.03	13.8
17	1.40	26.0	637.4	10.56	13.0	1.61	59.8	436.3	0.52	16.6	2.32	140.9	413.1	0.29	13.8
18	0.37	4.0	194.8	2.98	43.9	0.48	16.3	148.7	0.19	50.5	0.02	1.2	201.1	0.50	43.7
19	1.05	24.9	582.7	8.08	14.2	1.17	27.7	433.1	0.61	18.5	1.63	105.9	412.1	0.36	15.2
20	0.39	4.5	214.6	3.17	39.8	0.47	15.6	161.2	0.31	47.4	0.02	1.5	222.5	0.58	39.5
21	2.82	131.0	641.6	6.17	10.4	2.29	137.6	358.3	0.48	15.3	1.95	127.7	480.0	0.96	12.9
22	0.30	3.7	208.4	3.56	41.3	0.53	25.4	144.3	0.31	47.8	0.01	1.1	224.6	1.22	39.2
23	1.22	33.8	709.9	6.87	11.6	1.39	45.0	534.4	1.57	14.6	1.76	116.7	492.3	0.20	13.0
24	0.49	9.9	534.0	8.64	16.1	1.42	80.5	337.5	0.71	18.9	0.56	37.9	414.3	1.16	18.7
25	0.29	3.1	204.3	3.92	42.2	0.55	27.5	124.2	0.34	52.5	0.02	1.1	217.8	1.42	40.4
26	0.57	17.1	249.1	1.80	32.0	0.70	28.0	190.7	0.55	37.5	0.01	2.4	329.3	0.22	26.6
27	1.08	16.7	573.0	11.30	14.7	1.54	77.9	369.5	0.71	17.9	0.96	62.0	438.8	1.05	16.5
28	0.27	4.0	214.1	3.50	40.1	0.63	31.3	143.4	0.49	45.6	0.01	0.7	234.8	1.35	37.6
29	1.04	28.8	650.9	5.85	12.7	1.55	54.1	457.8	0.83	16.2	1.20	86.4	451.9	0.23	15.0
30	1.20	43.1	556.0	6.47	14.1	1.66	95.3	329.2	0.69	18.3	1.13	76.7	400.8	0.74	16.9
31	0.32	3.5	199.3	3.95	43.1	0.55	27.1	120.3	0.48	53.9	0.02	1.1	224.1	1.50	39.3
32	0.50	17.4	242.8	1.98	32.7	0.58	18.2	202.5	0.72	38.1	0.01	2.3	312.6	0.34	28.1
BAG ACT.	0.73	19.5	399.8	6.14	20.5	1.09	56.1	254.7	0.49	25.6	0.51	33.9	349.9	1.21	21.9
CALC.	0.75	19.5	390.6	6.16	20.9	1.07	54.9	256.2	0.43	25.7	0.50	33.2	343.9	1.21	22.3
33	0.26	8.1	38.5	0.02	170.9	0.21	7.0	41.1	0.00	168.3	0.68	25.8	43.4	0.00	103.1
34	2.03	73.6	530.2	0.14	13.6	2.28	75.9	547.5	0.37	13.2	11.10	333.6	532.2	0.00	8.1
35	1.16	41.2	317.3	0.19	23.0	1.87	57.9	428.6	0.69	16.9	4.09	143.8	343.1	0.00	15.2
36	0.85	32.6	270.7	0.25	27.3	0.59	8.2	281.8	0.58	29.9	0.68	59.4	307.6	0.00	22.0
37	0.28	3.7	299.0	1.22	29.0	0.55	11.0	213.2	1.42	38.2	0.01	19.6	253.7	0.00	31.2
38	0.76	2.1	305.3	6.22	28.5	0.63	12.1	210.3	0.17	38.4	0.02	0.1	296.0	0.94	30.0
39	0.44	2.9	380.3	9.19	23.0	0.92	40.7	231.0	0.63	29.8	0.32	0.6	371.5	2.26	23.8

EMISSION RESULTS IN GRAMS PER MILE (PER MINUTE FOR IDLE)

FUEL ECONOMY IN MILES PER GALLON (MINUTES PER GALLON FOR IDLE)

FUEL ECONOMY CALCULATIONS ASSUME A 1:1.85 CARBON TO HYDROGEN RATIO

APPENDIX F - LISTING OF CLAYTON KEY MODE AND REPLICATE EMISSION RESULTS ON INDIVIDUAL VEHICLES

Legend

VEHICLE - Vehicle Number

MAKE - Vehicle Make

MODEL - Vehicle Model

CID - Engine Displacement in Cubic Inches

HP - Dynomometer Horsepower setting as specified in the table below

Following are the three modes of the test High Speed, Low Speed, and Idle in Drive as specified in the table below. During each of these modes the following data were taken.

HC - Exhaust Hydocarbon concentration in PPM Hexane

CO - Exhaust Carbon Monoxide Concentration in per cent

NOX - Exhaust Oxides of Nitrogen Concentration in PPM

Class of Vehicle by Weight (NADA)	Transmission Range/Gear	Meter Dyno Load HP@MPH	High Speed Cruise (MPH)	Low Speed Cruise (MPH)	Idle
2000 to 2774 lb.	Drive or Third Gear	15@38	36-38	22-25	Automatic transmission in Drive
2775 to 3774 lb.	Drive or High Gear	24@46	44-46	29-32	
3775 lb. and up	Drive or High Gear	30@50	48-50	32-35	

APPENDIX F

LISTING OF CLAYTON KEY MODE AND REPLICATE
EMISSION RESULTS ON INDIVIDUAL VEHICLES

CHICAGO

VEHICLE	MAKE	MODEL	CID	HP	HIGH SPEED HC PPM/HEX	HIGH SPEED CO %	HIGH SPEED NOX PPM	LOW SPEED HC PPM/HEX	LOW SPEED CO %	LOW SPEED NOX PPM	IDLE HC PPM/HEX	IDLE CO %	IDLE NOX PPM
001	CHEV	TRUC	350	30.0	24	0.01	N/A	20	0.01	N/A	20	0.01	N/A
	REPLICATE TEST				28	0.01	N/A	22	0.01	N/A	22	0.01	N/A
002	CHEV	TRUC	350	30.0	46	0.00	N/A	43	0.00	N/A	44	0.00	N/A
	REPLICATE TEST				46	0.00	N/A	44	0.00	N/A	46	0.00	N/A
003	CHEV	VAN	350	24.0	24	0.04	N/A	24	0.04	N/A	24	0.04	N/A
	REPLICATE TEST				24	0.04	N/A	24	0.04	N/A	24	0.04	N/A
004	CHEV	VAN	350	24.0	37	0.03	N/A	37	0.03	N/A	37	0.03	N/A
	REPLICATE TEST				37	0.03	N/A	37	0.03	N/A	56	0.03	N/A
005	DODG	TRAD	318	24.0	37	0.01	N/A	39	0.01	N/A	43	0.01	N/A
	REPLICATE TEST				37	0.01	N/A	39	0.01	N/A	45	0.01	N/A
006	FORD	F100	302	24.0	46	0.05	N/A	28	0.03	N/A	18	0.02	N/A
	REPLICATE TEST				46	0.06	N/A	28	0.03	N/A	28	0.02	N/A
007	FORD	TRUC	302	24.0	37	0.07	N/A	37	0.05	N/A	46	0.04	N/A
	REPLICATE TEST				46	0.07	N/A	37	0.05	N/A	46	0.04	N/A
008	FORD	TRUC	360	24.0	56	0.20	N/A	74	0.32	N/A	74	0.20	N/A
	REPLICATE TEST				56	0.20	N/A	74	0.35	N/A	74	0.20	N/A
009	FORD	F100	360	24.0	57	0.38	N/A	56	1.05	N/A	74	0.50	N/A
	REPLICATE TEST				56	0.35	N/A	54	1.00	N/A	84	0.50	N/A
010	GMC	TRUC	350	30.0	18	0.03	N/A	18	0.01	N/A	28	0.02	N/A
	REPLICATE TEST				18	0.02	N/A	18	0.02	N/A	28	0.02	N/A
011	AMMO	HORN	258	24.0	46	0.20	N/A	37	0.12	N/A	233	5.00	N/A
	REPLICATE TEST				56	0.30	N/A	37	0.15	N/A	233	5.00	N/A
012	BUIC	REGA	350	24.0	7	0.01	N/A	3	0.01	N/A	3	0.01	N/A
	REPLICATE TEST				5	0.01	N/A	3	0.01	N/A	3	0.01	N/A
013	BUIC	ELEC	455	30.0	26	0.05	N/A	26	0.05	N/A	24	0.04	N/A
	REPLICATE TEST				29	0.05	N/A	29	0.05	N/A	46	0.10	N/A
014	BUIC	LESA	350	30.0	37	0.05	N/A	65	1.40	N/A	177	2.50	N/A
	REPLICATE TEST				37	0.05	N/A	93	1.80	N/A	186	2.00	N/A
015	CADI	DEVI	500	30.0	93	2.60	N/A	168	4.30	N/A	37	0.32	N/A
	REPLICATE TEST				93	2.50	N/A	168	4.20	N/A	28	0.25	N/A
016	CHEV	VEGA	140	15.0	37	0.04	N/A	37	0.04	N/A	635	10.00	N/A
	REPLICATE TEST				37	0.05	N/A	37	0.05	N/A	560	9.00	N/A
017	CHEV	NOVA	250	24.0	28	0.03	N/A	28	0.03	N/A	28	0.03	N/A
	REPLICATE TEST				28	0.03	N/A	28	0.03	N/A	28	0.03	N/A
018	CHEV	MALI	350	24.0	46	1.00	N/A	18	0.05	N/A	18	0.05	N/A
	REPLICATE TEST				56	1.30	N/A	28	0.05	N/A	18	0.05	N/A
019	CHEV	IMPA	350	30.0	28	0.02	N/A	28	0.02	N/A	28	0.02	N/A
	REPLICATE TEST				28	0.02	N/A	28	0.02	N/A	28	0.02	N/A
020	CHEV	IMPA	350	30.0	16	0.02	N/A	13	0.02	N/A	16	0.02	N/A
	REPLICATE TEST				18	0.02	N/A	14	0.02	N/A	18	0.02	N/A
021	CHEV	CAPR	400	30.0	22	0.05	N/A	22	0.04	N/A	18	0.04	N/A
	REPLICATE TEST				22	0.04	N/A	22	0.04	N/A	18	0.04	N/A
022	CHRY	NEWP	400	30.0	16	0.05	N/A	11	0.03	N/A	16	0.02	N/A
	REPLICATE TEST				16	0.04	N/A	13	0.03	N/A	18	0.02	N/A
023	DODG	CHAR	318	30.0	74	3.50	N/A	37	1.18	N/A	28	0.95	N/A
	REPLICATE TEST				74	3.35	N/A	56	1.18	N/A	41	0.95	N/A
024	DODG	DART	225	24.0	18	0.04	N/A	18	0.04	N/A	224	4.80	N/A
	REPLICATE TEST				18	0.04	N/A	18	0.04	N/A	224	4.60	N/A
025	FORD	PINT	140	15.0	65	0.14	N/A	56	0.30	N/A	46	0.14	N/A
	REPLICATE TEST				65	0.14	N/A	56	0.30	N/A	46	0.14	N/A
026	FORD	ELIT	351	30.0	74	0.50	N/A	261	0.20	N/A	280	8.00	N/A
	REPLICATE TEST				93	0.30	N/A	74	0.20	N/A	299	9.00	N/A
027	FORD	GRAN	250	24.0	37	0.40	N/A	37	0.35	N/A	65	0.50	N/A
	REPLICATE TEST				44	0.40	N/A	37	0.40	N/A	65	0.50	N/A
028	FORD	LTD	351	30.0	37	0.15	N/A	28	0.15	N/A	56	0.35	N/A
	REPLICATE TEST				37	0.15	N/A	28	0.15	N/A	93	0.30	N/A
029	FORD	LTD	400	30.0	22	0.12	N/A	20	0.13	N/A	18	0.95	N/A
	REPLICATE TEST				9	0.14	N/A	11	0.16	N/A	39	0.13	N/A
030	MERC	COUG	351	30.0	46	0.15	N/A	37	0.10	N/A	65	0.75	N/A
	REPLICATE TEST				46	0.15	N/A	28	0.10	N/A	56	0.70	N/A

LISTING OF CLAYTON KEY MODE AND REPLICATE
EMISSION RESULTS ON INDIVIDUAL VEHICLES

CHICAGO

VEHICLE	MAKE	MODEL	CID	HP	-- HIGH SPEED -- HC PPM/HEX	CO %	NOX PPM	-- LOW SPEED --- HC PPM/HEX	CO %	NOX PPM	-----IDLE ------ HC PPM/HEX	CO %	NOX PPM
031	MERC	MONT	351	30.0	56	0.35	N/A	41	0.40	N/A	56	0.90	N/A
	REPLICATE TEST				56	0.35	N/A	37	0.40	N/A	56	0.70	N/A
032	OLDS	DELT	350	30.0	56	2.30	N/A	37	0.05	N/A	304	4.40	N/A
	REPLICATE TEST				74	2.50	N/A	37	0.05	N/A	323	5.10	N/A
033	OLDS	CUTL	350	30.0	84	4.20	N/A	93	1.30	N/A	28	0.06	N/A
	REPLICATE TEST				86	4.20	N/A	74	0.90	N/A	28	0.06	N/A
034	OLDS	98	455	30.0	14	0.03	N/A	16	0.01	N/A	355	2.60	N/A
	REPLICATE TEST				16	0.02	N/A	14	0.01	N/A	280	1.50	N/A
035	PLYM	FURY	318	24.0	46	0.05	N/A	46	0.05	N/A	93	1.00	N/A
	REPLICATE TEST				37	0.05	N/A	37	0.05	N/A	74	0.90	N/A
036	PLYM	DUST	225	24.0	18	0.03	N/A	18	0.03	N/A	102	3.00	N/A
	REPLICATE TEST				22	0.03	N/A	22	0.03	N/A	102	2.80	N/A
037	PONT	CATA	400	30.0	29	0.00	N/A	29	0.00	N/A	33	0.00	N/A
	REPLICATE TEST				37	0.00	N/A	37	0.00	N/A	37	0.00	N/A
038	PONT	LEMA	350	30.0	37	0.02	N/A	140	1.50	N/A	261	4.80	N/A
	REPLICATE TEST				37	0.02	N/A	205	2.20	N/A	261	5.00	N/A
039	PONT	STAW	455	30.0	33	0.00	N/A	41	0.00	N/A	392	6.80	N/A
	REPLICATE TEST				37	0.00	N/A	44	0.00	N/A	392	6.80	N/A
040	CAPR	SEDA	140	15.0	46	0.15	N/A	37	1.00	N/A	46	0.85	N/A
	REPLICATE TEST				56	0.15	N/A	37	1.00	N/A	46	0.80	N/A
041	DATS	B210	85	15.0	166	0.35	N/A	246	0.18	N/A	392	3.95	N/A
	REPLICATE TEST				177	0.40	N/A	261	0.20	N/A	392	3.95	N/A
042	HOND	CIVI	91	15.0	37	0.28	N/A	33	0.26	N/A	65	0.34	N/A
	REPLICATE TEST				37	0.30	N/A	33	0.26	N/A	74	0.34	N/A
043	TOYO	CORO	133	15.0	28	0.15	N/A	28	0.25	N/A	37	0.55	N/A
	REPLICATE TEST				37	0.15	N/A	37	0.25	N/A	46	0.55	N/A
044	VOLK	SEDA	97	15.0	102	0.25	N/A	149	0.65	N/A	65	0.60	N/A
	REPLICATE TEST				112	0.25	N/A	140	0.65	N/A	74	0.70	N/A
045	VOLK	DASH	90	15.0	37	0.05	N/A	37	0.05	N/A	112	5.00	N/A
	REPLICATE TEST				37	0.05	N/A	37	0.05	N/A	112	5.40	N/A

APPENDIX F

LISTING OF CLAYTON KEY MODE AND REPLICATE
EMISSION RESULTS ON INDIVIDUAL VEHICLES

HOUSTON

VEHICLE	MAKE	MODEL	CID	HP	HIGH SPEED HC PPM/HEX	HIGH SPEED CO %	HIGH SPEED NOX PPM	LOW SPEED HC PPM/HEX	LOW SPEED CO %	LOW SPEED NOX PPM	IDLE HC PPM/HEX	IDLE CO %	IDLE NOX PPM
001	CHEV	TRUC	350	30.0	25	0.01	1194.36	25	0.01	250.10	25	0.00	121.76
	REPLICATE TEST				26	0.00	1170.75	23	0.00	260.07	24	0.00	141.88
002	CHEV	TRUC	350	24.0	10	0.00	419.16	18	0.01	216.28	127	3.30	91.92
	REPLICATE TEST				25	0.02	498.44	28	0.02	218.88	118	3.50	82.05
003	CHEV	TRUC	350	30.0	10	0.05	1076.02	15	0.05	309.86	170	3.50	58.44
	REPLICATE TEST				15	0.07	932.95	12	0.04	280.00	200	3.60	60.44
004	CHEV	TRUC	350	30.0	25	0.05	2178.95	30	0.20	488.54	160	1.60	250.10
	REPLICATE TEST				27	0.05	2134.47	29	0.10	508.34	165	1.60	260.07
005	DODG	TRUC	318	24.0	110	1.75	1028.46	16	0.03	478.64	125	2.60	60.03
	REPLICATE TEST				102	1.55	1052.25	19	0.03	399.32	132	2.80	35.81
006	FORD	TRUC	300	24.0	30	0.08	735.18	35	0.05	941.00	35	0.05	58.44
	REPLICATE TEST				35	0.07	813.74	35	0.05	970.30	35	0.05	58.44
007	FORD	TRUC	302	24.0	30	0.06	950.77	19	0.01	448.91	23	0.00	164.72
	REPLICATE TEST				35	0.05	892.11	24	0.01	468.73	27	0.00	169.83
008	FORD	TRUC	360	24.0	40	0.15	468.73	35	0.20	419.16	48	0.15	94.39
	REPLICATE TEST				38	0.14	488.54	30	0.22	439.00	55	0.13	86.98
009	FORD	TRUC	360	24.0	25	0.10	280.00	110	0.15	94.94	300	0.13	104.30
	REPLICATE TEST				60	0.12	260.07	150	0.20	82.66	320	0.11	131.80
010	GMC	TRUC	350	24.0	15	0.00	626.88	20	0.01	250.10	15	0.01	74.53
	REPLICATE TEST				20	0.01	626.88	27	0.01	240.13	20	0.01	73.52
011	AMMO	HORN	258	24.0	30	0.09	794.11	50	0.19	1636.73	80	0.10	339.71
	REPLICATE TEST				30	0.10	833.35	50	0.15	1567.65	75	0.19	319.81
012	BUIC	CENT	350	30.0	25	0.06	1498.29	22	0.04	567.66	22	0.03	240.13
	REPLICATE TEST				28	0.05	1311.90	23	0.04	528.12	27	0.05	154.54
013	BUIC	STAW	455	30.0	10	0.01	980.77	12	0.01	203.29	100	1.05	74.53
	REPLICATE TEST				15	0.01	932.95	15	0.01	136.83	95	1.50	72.51
014	BUIC	REGA	350	24.0	15	0.00	941.00	20	1.00	83.67	15	0.00	134.32
	REPLICATE TEST				20	0.00	892.11	20	0.10	83.67	20	0.00	134.32
015	CADI	DEVI	500	30.0	70	2.00	478.64	175	4.40	213.67	330	6.00	40.60
	REPLICATE TEST				95	2.00	518.23	160	3.80	198.11	340	6.20	35.69
016	CHEV	VEGA	140	15.0	35	0.04	2543.98	195	2.50	339.71	185	6.30	43.55
	REPLICATE TEST				45	0.04	2447.00	195	2.00	379.46	185	6.20	43.55
017	CHEV	NOVA	250	24.0	25	0.00	813.74	30	0.00	1405.35	350	4.90	71.50
	REPLICATE TEST				30	0.00	970.30	33	0.00	1544.56	195	5.00	72.51
018	CHEV	MALI	350	30.0	17	0.00	1217.93	20	0.00	319.81	20	0.00	152.01
	REPLICATE TEST				25	0.00	1358.69	25	0.00	359.59	25	0.00	157.08
019	CHEV	IMPA	350	30.0	30	0.05	2134.47	30	0.05	498.44	30	0.05	245.12
	REPLICATE TEST				35	0.05	1910.15	35	0.05	448.91	35	0.05	250.10
020	CHEV	IMPA	350	30.0	20	0.01	2178.95	18	0.01	921.45	17	0.02	172.39
	REPLICATE TEST				25	0.02	2134.47	20	0.02	882.32	21	0.02	203.29
021	CHEV	STAW	400	30.0	15	0.01	1567.65	20	0.01	745.01	19	0.01	198.11
	REPLICATE TEST				25	0.01	1544.56	23	0.01	833.35	22	0.01	174.95
022	CHRY	NEWP	400	30.0	10	0.00	339.71	10	0.00	159.63	130	6.00	36.67
	REPLICATE TEST				10	0.00	339.71	13	0.00	139.36	135	5.80	37.65
023	DODG	CORO	318	24.0	30	0.00	1796.79	35	0.00	1796.79	30	0.00	134.32
	REPLICATE TEST				40	0.00	1705.52	43	0.00	1796.79	34	0.00	124.27
024	DODG	DART	225	24.0	5	0.02	1052.25	5	0.02	892.11	120	2.80	104.30
	REPLICATE TEST				15	0.02	1241.47	20	0.02	872.53	120	2.60	109.28
025	FORD	PINT	140	15.0	37	0.08	349.65	39	0.44	182.64	380	1.60	43.05
	REPLICATE TEST				45	0.08	270.03	48	0.46	192.94	340	1.40	45.46
026	FORD	GRAN	302	24.0	37	0.04	2447.00	25	0.01	813.74	21	0.01	119.26
	REPLICATE TEST				40	0.04	2253.68	28	0.01	852.94	24	0.01	116.76
027	FORD	MAVE	250	24.0	30	0.25	557.78	35	0.15	237.21	50	0.50	162.17
	REPLICATE TEST				35	0.25	666.30	35	0.15	218.88	60	0.70	152.01
028	FORD	LTD	351	30.0	30	0.20	1910.15	30	0.13	794.11	55	0.09	229.34
	REPLICATE TEST				30	0.19	1217.93	35	0.12	794.11	55	0.09	242.47
029	FORD	LTD	400	30.0	25	0.10	1705.52	20	0.12	349.65	40	0.40	91.92
	REPLICATE TEST				30	0.15	1774.02	25	0.10	349.65	40	0.42	96.86
030	MERC	MARQ	400	30.0	35	0.00	1241.47	35	0.01	174.95	55	0.40	121.76
	REPLICATE TEST				45	0.01	1311.90	40	0.10	182.64	60	0.40	134.32

LISTING OF CLAYTON KEY MODE AND REPLICATE
EMISSION RESULTS ON INDIVIDUAL VEHICLES

HOUSTON

VEHICLE	MAKE	MODEL	CID	HP	-- HIGH SPEED -- HC PPM/HEX	CO %	NOX PPM	-- LOW SPEED --- HC PPM/HEX	CO %	NOX PPM	-----IDLE ------ HC PPM/HEX	CO %	NOX PPM
031	MERC	COUG	351	30.0	40	0.05	1694.07	32	0.07	715.52	28	0.90	96.86
	REPLICATE TEST				45	0.05	1544.56	35	0.07	754.84	29	0.80	101.82
032	OLDS	DELT	350	30.0	25	0.00	1052.25	23	0.00	823.54	22	0.00	157.08
	REPLICATE TEST				27	0.00	1076.02	25	0.00	774.48	25	0.00	146.94
033	OLDS	STAW	350	30.0	20	0.02	836.93	20	0.01	220.18	50	0.60	141.88
	REPLICATE TEST				18	0.02	836.93	15	0.02	192.94	48	0.45	157.08
034	OLDS	DELT	455	30.0	16	0.00	508.34	19	0.00	192.94	320	>5.00	33.40
	REPLICATE TEST				25	0.01	429.08	25	0.01	182.64	310	>5.00	31.00
035	PLYM	FURY	318	30.0	17	0.00	1544.56	20	0.00	794.11	30	0.00	89.45
	REPLICATE TEST				30	0.01	1451.88	27	0.01	725.35	24	0.01	104.30
036	PLYM	VALI	225	24.0	20	0.00	980.77	20	0.05	1052.25	35	0.15	172.39
	REPLICATE TEST				22	0.05	1123.45	20	0.05	932.95	37	0.50	182.64
037	PONT	CATA	400	30.0	25	0.01	3823.97	25	0.01	1910.15	400	2.00	68.47
	REPLICATE TEST				35	0.02	3624.71	28	0.01	1217.93	360	2.00	96.86
038	PONT	LEMA	350	24.0	18	0.00	803.93	19	0.00	754.84	95	1.10	146.94
	REPLICATE TEST				25	0.00	931.23	21	0.00	911.67	93	1.35	157.08
039	PONT	STAW	455	30.0	25	0.01	1217.93	27	0.01	250.10	200	3.40	59.44
	REPLICATE TEST				35	0.02	1311.90	30	0.01	299.91	45	3.50	58.44
040	CAPR	SEDA	140	15.0	20	0.08	557.78	16	0.45	172.39	19	0.33	38.22
	REPLICATE TEST				26	0.08	547.90	18	0.46	172.39	20	0.32	38.22
041	DATS	SEDA	85	15.0	68	0.16	1194.36	155	0.09	1217.93	200	0.50	182.64
	REPLICATE TEST				85	0.18	1288.45	175	0.08	1217.93	220	0.60	185.21
042	HOND	CVCC	91	15.0	12	0.09	705.68	13	0.12	237.21	45	0.18	55.45
	REPLICATE TEST				14	0.12	695.84	12	0.12	242.47	35	0.18	60.44
043	TOYO	CORO	133	15.0	42	0.12	941.00	45	0.50	379.46	110	1.10	339.71
	REPLICATE TEST				51	0.12	960.53	52	0.40	419.16	115	1.10	319.81
044	VOLK	SEDA	97	15.0	130	1.80	794.11	180	3.80	245.10	140	4.60	52.46
	REPLICATE TEST				120	0.90	970.30	160	2.90	359.59	125	4.80	50.48
045	VOLK	DASH	90	15.0	120	4.00	94.94	90	3.50	48.50	20	0.01	146.94
	REPLICATE TEST				80	2.50	68.47	20	0.04	121.76	20	0.00	101.82

APPENDIX F

LISTING OF CLAYTON KEY MODE AND REPLICATE
EMISSION RESULTS ON INDIVIDUAL VEHICLES

PHOENIX

VEHICLE	MAKE	MODEL	CID	HP	-- HIGH SPEED -- HC PPM/HEX	CO %	NOX PPM	-- LOW SPEED --- HC PPM/HEX	CO %	NOX PPM	-----IDLE ------ HC PPM/HEX	CO %	NOX PPM
001	CHEV	TRUC	350	30.0	30	0.02	2089.86	20	0.02	597.28	20	0.02	82.05
	REPLICATE TEST				30	0.02	2000.26	25	0.02	597.28	20	0.02	88.78
002	CHEV	TRUC	350	30.0	40	0.02	1451.88	30	0.02	319.81	30	0.02	167.27
	REPLICATE TEST				35	0.02	1405.35	30	0.02	299.91	30	0.02	157.08
003	CHEV	TRUC	350	24.0	77	0.44	1217.93	100	0.12	439.00	280	4.00	28.85
	REPLICATE TEST				77	0.50	1217.93	110	0.12	439.00	300	4.10	26.90
004	CHEV	TRUC	350	24.0	38	0.00	1099.75	35	0.00	208.47	35	0.00	82.66
	REPLICATE TEST				34	0.00	1099.75	36	0.00	211.07	38	0.00	77.57
005	DODG	TRUC	318	24.0	35	0.02	1264.98	30	0.02	1910.15	150	3.60	116.76
	REPLICATE TEST				35	0.02	1264.98	30	0.02	2000.26	160	3.80	116.76
006	FORD	TRUC	302	24.0	40	0.08	1076.02	20	0.04	329.76	20	0.02	67.47
	REPLICATE TEST				40	0.08	1052.25	20	0.02	389.39	20	0.02	66.46
007	FORD	TRUC	302	24.0	65	0.05	882.32	60	0.02	453.87	68	0.02	35.20
	REPLICATE TEST				84	0.03	828.44	72	0.02	443.96	82	0.02	40.10
008	FORD	TRUC	360	24.0	95	0.25	2592.54	140	2.10	349.65	220	3.20	79.60
	REPLICATE TEST				108	0.25	2592.54	140	1.95	394.35	215	3.35	79.09
009	FORD	TRUC	360	24.0	50	0.24	833.35	50	0.50	656.45	55	0.25	145.27
	REPLICATE TEST				55	0.24	848.05	50	0.55	631.81	55	0.25	135.58
010	GMC	TRUC	350	30.0	25	0.03	931.23	30	0.03	299.91	40	0.15	40.60
	REPLICATE TEST				25	0.03	931.23	30	0.03	280.00	40	0.15	36.67
011	AMMO	HORN	258	24.0	65	0.18	3228.75	90	0.22	1682.62	62	0.12	213.67
	REPLICATE TEST				75	0.22	3228.75	100	0.22	1659.69	60	0.12	208.47
012	BUIC	REGA	350	24.0	37	0.04	2089.86	33	0.04	518.23	30	0.03	230.16
	REPLICATE TEST				40	0.04	2022.71	35	0.03	478.64	30	0.03	240.13
013	BUIC	LIMI	455	30.0	35	0.00	1682.62	35	0.15	146.94	80	2.75	23.99
	REPLICATE TEST				40	0.00	1405.35	46	0.40	169.83	100	3.50	23.99
014	BUIC	LESA	350	30.0	50	0.00	823.54	67	0.01	468.73	110	0.80	260.07
	REPLICATE TEST				75	0.00	813.74	85	0.01	429.08	140	0.85	237.21
015	CADI	DEVI	500	30.0	30	3.40	220.18	30	2.20	359.59	10	0.05	508.34
	REPLICATE TEST				32	3.40	245.12	40	2.80	379.46	10	0.04	498.44
016	CHEV	VEGA	140	15.0	30	0.01	3525.40	170	2.20	794.11	210	7.50	35.20
	REPLICATE TEST				35	0.01	3426.31	175	2.00	803.93	210	7.50	43.55
017	CHEV	NOVA	250	24.0	30	0.02	2245.42	30	0.02	2045.13	190	6.20	119.26
	REPLICATE TEST				35	0.02	2311.61	30	0.02	2089.86	185	6.60	111.77
018	CHEV	MONT	350	30.0	30	0.15	970.30	80	1.50	833.35	195	2.50	64.45
	REPLICATE TEST				30	0.20	794.11	95	1.80	813.74	200	2.65	68.47
019	CHEV	STAW	350	30.0	27	0.02	1521.44	28	0.02	419.16	30	0.02	91.92
	REPLICATE TEST				32	0.02	1498.29	34	0.02	389.39	40	0.02	106.79
020	CHEV	IMPA	350	30.0	15	0.02	1194.36	15	0.02	404.28	170	2.40	439.00
	REPLICATE TEST				20	0.02	1147.12	20	0.02	429.08	160	2.30	478.64
021	CHEV	IMPA	400	30.0	40	0.02	1311.90	40	0.01	439.00	40	0.01	63.45
	REPLICATE TEST				30	0.02	1170.75	30	0.01	439.00	40	0.01	63.45
022	CHRY	NEWP	400	30.0	75	1.40	1217.93	30	0.01	1428.63	115	1.90	75.54
	REPLICATE TEST				75	1.40	1099.75	30	0.01	1405.35	95	2.01	69.48
023	DODG	DART	318	24.0	53	0.01	1590.71	57	0.01	2267.52	180	2.45	104.30
	REPLICATE TEST				61	0.02	1533.01	57	0.02	2134.47	180	2.45	101.82
024	DODG	DART	225	24.0	22	0.02	1147.12	25	0.02	1590.71	26	0.02	172.39
	REPLICATE TEST				28	0.02	1217.93	28	0.02	1567.65	29	0.18	182.64
025	FORD	PINT	140	15.0	40	0.12	399.32	40	0.20	240.13	39	0.10	67.47
	REPLICATE TEST				50	0.10	379.46	47	0.20	230.16	45	0.10	65.46
026	FORD	TORI	351	30.0	35	0.10	1774.02	30	0.12	213.67	65	0.80	86.74
	REPLICATE TEST				65	0.11	1728.38	55	0.12	213.67	80	0.80	86.74
027	FORD	MAVE	250	24.0	55	0.15	911.67	67	0.10	250.10	87	0.08	250.10
	REPLICATE TEST				72	0.15	794.11	78	0.10	240.13	95	0.08	299.91
028	FORD	TORI	351	30.0	50	0.06	1288.45	63	0.05	349.65	80	0.04	146.94
	REPLICATE TEST				75	0.06	1217.93	73	0.06	349.65	100	0.04	134.32
029	FORD	LTD	400	30.0	35	0.09	1123.45	30	0.10	177.51	35	0.08	157.08
	REPLICATE TEST				35	0.09	1076.02	30	0.10	172.39	35	0.08	152.01
030	MERC	COUG	400	30.0	48	0.15	2350.23	48	0.15	379.46	25	0.45	111.77
	REPLICATE TEST				71	0.19	2350.23	60	0.15	379.46	80	0.35	109.28

LISTING OF CLAYTON KEY MODE AND REPLICATE
EMISSION RESULTS ON INDIVIDUAL VEHICLES

PHOENIX

VEHICLE	MAKE	MODEL	CID	HP	-- HIGH SPEED -- HC PPM/HEX	CO %	NOX PPM	-- LOW SPEED --- HC PPM/HEX	CO %	NOX PPM	-----IDLE ------ HC PPM/HEX	CO %	NOX PPM
031	MERC	MONT	351	30.0	30	0.10	1451.88	18	0.20	239.83	30	0.30	177.51
	REPLICATE TEST				30	0.15	1498.29	18	0.18	231.96	30	0.35	167.27
032	OLDS	DELT	350	30.0	27	0.25	369.52	28	0.01	941.00	300	4.30	29.82
	REPLICATE TEST				34	0.10	299.91	35	0.02	960.53	310	4.50	31.77
033	OLDS	CUTL	350	24.0	30	0.02	1004.63	35	0.03	429.08	30	0.03	136.83
	REPLICATE TEST				30	0.02	956.87	25	0.02	419.16	20	0.02	146.94
034	OLDS	DELT	455	30.0	85	0.01	1253.23	90	0.01	434.04	89	0.01	100.58
	REPLICATE TEST				98	0.01	1170.75	99	0.01	384.42	98	0.01	106.07
035	PLYM	FURY	318	24.0	30	0.02	4528.03	20	0.02	1076.02	260	8.20	32.75
	REPLICATE TEST				30	0.02	3228.75	20	0.02	1288.45	270	8.10	31.77
036	PLYM	VALI	225	24.0	85	0.02	2641.17	90	0.02	2311.61	260	6.40	76.56
	REPLICATE TEST				105	0.02	2836.18	105	0.02	2311.61	260	6.40	80.62
037	PONT	CATA	400	30.0	180	3.20	1311.90	30	0.05	715.52	20	0.05	154.54
	REPLICATE TEST				185	3.30	1123.45	30	0.05	725.35	25	0.05	167.27
038	PONT	LEMA	350	24.0	25	0.02	754.84	27	0.02	1382.03	220	3.70	121.76
	REPLICATE TEST				32	0.02	788.72	35	0.02	1335.31	210	3.70	141.88
039	PONT	GRNP	455	30.0	57	0.01	1475.10	63	0.01	488.54	220	1.80	131.80
	REPLICATE TEST				69	0.01	1194.36	72	0.01	429.08	260	2.20	104.30
040	CAPR	SEDA	140	15.0	130	1.90	567.66	225	7.40	104.30	195	6.50	47.50
	REPLICATE TEST				125	1.75	429.08	225	7.40	101.82	190	6.50	47.50
041	DATS	B210	85	15.0	55	0.20	1217.93	135	0.11	1217.93	150	0.65	260.07
	REPLICATE TEST				65	0.20	1217.93	135	0.12	1170.75	145	0.60	270.03
042	HOND	SEDA	91	15.0	32	0.14	1451.88	40	0.20	518.23	60	0.29	97.00
	REPLICATE TEST				35	0.16	1521.44	50	0.24	557.78	100	0.27	76.56
043	TOYO	CORO	133	15.0	30	0.17	992.70	30	0.40	429.08	150	2.40	77.57
	REPLICATE TEST				30	0.17	1028.46	30	0.40	404.28	150	2.30	79.60
044	VOLK	SEDA	97	15.0	130	2.80	240.13	140	2.20	224.11	110	0.50	245.10
	REPLICATE TEST				130	2.90	220.18	150	2.30	218.88	130	1.30	260.07
045	VOLK	RABB	90	15.0	30	0.05	2061.21	20	0.04	1451.88	19	0.03	219.18
	REPLICATE TEST				29	0.04	2333.61	20	0.04	1358.69	20	0.03	200.22

APPENDIX G - LISTING OF LOW SPEED CYCLE EMISSIONS AND FUEL ECONOMY RESULTS ON INDIVIDUAL VEHICLES

Legend

VEH NO. - Vehicle Number

YR - Model Year

MAKE - Vehicle Make

MODL - Vehicle Model

CID - Engine Displacement in Cubic Inches

TEST TYPE - Indicates the Portion of the test or Composite

COLD TRNS1	-	First bag of Cold Transient portion of test. (240 sec - 0.82 miles)
COLD TRNS2	-	Second bag of Cold Transient portion of test. (412 sec - 0.91 miles)
COLD STAB	-	Cold Stabilized portion of test (658 sec - 2.56 miles)
HOT TRANS	-	Hot Transient portion of test (652 sec - 1.73 miles)
72 WEIGHTING	-	Composite of Cold Transients and Cold Stabilized portions (uses same methods as 1972 Federal Test Procedure)
75 WEIGHTING	-	Composite of Total Test using same methods as 1975 Federal Test Procedure

HC - Hydrocarbon Emissions in grams per mile

CO - Carbon Monoxide Emissions in grams per mile

CO2 - Carbon Dioxide Emissions in grams per mile

NOXC - Oxides of Nitrogen Emissions Corrected for Humidity in grams per mile

FUEL ECON - Fuel Economy Calculated by the Carbon Balance Method in miles per gallon

APPENDIX G

LISTING OF LOW SPEED CYCLE EMISSIONS AND FUEL ECONOMY RESULTS ON INDIVIDUAL VEHICLES

CHICAGO

VEH NO	YR	MAKE	MODL	CID	TEST TYPE	-----GRAMS PER MILE----- HC	CO	CO2	NOXC	MPG FUEL ECON
011	75	AMMO	HORN	258	COLD TRNS1	5.43	101.6	924.9	2.44	8.1
					COLD TRNS2	3.37	112.9	901.5	2.10	8.1
					COLD STAB	1.51	43.5	660.6	1.48	12.1
					HOT TRANS	3.72	68.4	768.8	1.93	10.0
				72	WEIGHTING	2.66	69.3	762.2	1.80	10.1
				75	WEIGHTING	2.51	60.3	729.2	1.72	10.7
012	75	BUIC	REGA	350	COLD TRNS1	4.57	48.8	1084.8	3.15	7.5
					COLD TRNS2	0.79	10.5	1214.2	1.73	7.2
					COLD STAB	0.25	3.3	792.9	1.53	11.1
					HOT TRANS	0.78	7.5	1017.3	1.88	8.6
				72	WEIGHTING	1.19	13.5	938.0	1.88	9.2
				75	WEIGHTING	0.77	8.6	906.9	1.76	9.6
013	75	BUIC	ELEC	455	COLD TRNS1	4.67	40.7	1213.8	4.09	6.9
					COLD TRNS2	1.77	11.6	1423.2	2.27	6.1
					COLD STAB	0.55	3.3	937.7	1.99	9.4
					HOT TRANS	1.44	12.2	1182.1	2.52	7.4
				72	WEIGHTING	1.59	12.2	1093.4	2.45	7.9
				75	WEIGHTING	1.20	9.2	1060.8	2.31	8.2
014	75	BUIC	LESA	350	COLD TRNS1	10.14	118.2	1035.6	3.42	7.1
					COLD TRNS2	4.78	85.2	1136.0	1.79	6.9
					COLD STAB	2.14	31.6	755.4	1.41	10.9
					HOT TRANS	2.80	34.1	924.2	1.56	9.0
				72	WEIGHTING	4.23	59.5	889.7	1.88	8.9
				75	WEIGHTING	3.19	44.2	851.9	1.65	9.5
015	75	CADI	DEVI	500	COLD TRNS1	13.92	194.2	1306.6	2.81	5.4
					COLD TRNS2	4.46	55.9	1296.8	0.69	6.3
					COLD STAB	0.90	20.3	829.2	0.38	10.3
					HOT TRANS	1.24	28.7	1139.3	0.98	7.5
				72	WEIGHTING	4.15	61.1	1019.6	0.91	7.9
				75	WEIGHTING	2.37	39.8	982.4	0.75	8.4
016	75	CHEV	VEGA	140	COLD TRNS1	10.02	172.8	495.5	1.78	11.1
					COLD TRNS2	2.68	40.1	603.2	1.57	13.2
					COLD STAB	1.29	20.9	389.7	1.74	20.8
					HOT TRANS	2.25	41.7	494.3	1.23	15.7
				72	WEIGHTING	3.26	54.0	455.2	1.71	16.1
				75	WEIGHTING	2.36	39.9	441.9	1.61	17.3

LISTING OF LOW SPEED CYCLE EMISSIONS AND FUEL ECONOMY RESULTS ON INDIVIDUAL VEHICLES

CHICAGO

VEH NO	YR	MAKE	MODL	CID	TEST TYPE	-----GRAMS PER MILE----- HC	CO	CO2	NOXC	MPG FUEL ECON
017	75	CHEV	NOVA	250	COLD TRNS1	4.84	68.1	865.8	4.28	9.0
					COLD TRNS2	1.14	7.7	1026.7	3.00	8.5
					COLD STAB	0.25	3.4	701.5	2.01	12.5
					HOT TRANS	0.34	9.5	836.4	2.55	10.4
				72	WEIGHTING	1.32	16.7	801.9	2.65	10.7
				75	WEIGHTING	0.73	10.5	775.7	2.41	11.2
018	75	CHEV	MALI	350	COLD TRNS1	6.92	80.7	1043.6	2.28	7.4
					COLD TRNS2	1.28	18.2	1096.4	1.31	7.9
					COLD STAB	0.35	6.9	734.9	1.17	11.9
					HOT TRANS	1.00	27.2	902.6	1.10	9.4
				72	WEIGHTING	1.80	23.4	870.6	1.41	9.7
				75	WEIGHTING	1.12	18.6	831.8	1.26	10.3
019	75	CHEV	IMPA	350	COLD TRNS1	6.94	91.1	1111.9	2.46	6.9
					COLD TRNS2	1.00	15.2	1184.8	1.79	7.3
					COLD STAB	0.39	11.5	770.8	1.61	11.2
					HOT TRANS	0.67	13.6	973.6	1.79	8.9
				72	WEIGHTING	1.77	27.5	923.8	1.81	9.1
				75	WEIGHTING	1.05	18.8	883.2	1.74	9.7
020	75	CHEV	IMPA	350	COLD TRNS1	5.47	76.0	1099.4	3.28	7.2
					COLD TRNS2	2.39	40.6	1153.5	1.91	7.2
					COLD STAB	0.41	6.7	809.4	1.97	10.8
					HOT TRANS	0.72	16.0	1036.2	2.40	8.3
				72	WEIGHTING	1.80	27.2	937.9	2.21	9.0
				75	WEIGHTING	1.08	17.7	916.8	2.17	9.4
021	75	CHEV	CAPR	400	COLD TRNS1	5.30	65.2	1192.2	3.59	6.8
					COLD TRNS2	0.38	0.0	1273.8	3.02	7.0
					COLD STAB	0.22	0.0	1133.3	3.57	7.8
					HOT TRANS	0.33	1.2	853.1	2.60	10.4
				72	WEIGHTING	1.23	12.5	1174.4	3.46	7.4
				75	WEIGHTING	0.68	5.6	1086.6	3.30	8.1
022	75	CHRY	NEWP	400	COLD TRNS1	66.69	474.6	1317.9	2.52	3.9
					COLD TRNS2	0.79	16.2	1489.9	2.01	5.8
					COLD STAB	0.29	5.6	873.9	1.91	10.0
					HOT TRANS	0.85	26.9	1268.9	2.11	6.8
				72	WEIGHTING	13.09	97.5	1089.4	2.05	6.9
				75	WEIGHTING	5.92	50.0	1057.4	2.02	7.7

LISTING OF LOW SPEED CYCLE EMISSIONS AND FUEL ECONOMY RESULTS ON INDIVIDUAL VEHICLES

CHICAGO

VEH NO	YR	MAKE	MODL	CID	TEST TYPE	-----GRAMS PER MILE----- HC	CO	CO2	NOXC	MPG FUEL ECON
023	75	DODG	CHAR	318	COLD TRNS1	9.38	230.4	1118.6	3.21	5.9
					COLD TRNS2	5.12	168.7	1310.1	2.67	5.6
					COLD STAB	2.35	75.6	830.5	2.99	9.3
					HOT TRANS	4.33	117.9	1104.4	2.82	6.8
				72	WEIGHTING	4.28	124.9	987.3	2.96	7.4
				75	WEIGHTING	3.63	106.5	960.9	2.94	7.8
024	75	DODG	DART	225	COLD TRNS1	14.81	141.1	827.7	3.07	8.1
					COLD TRNS2	2.81	68.4	875.2	1.22	9.0
					COLD STAB	1.26	25.1	607.0	1.69	13.6
					HOT TRANS	2.15	41.9	739.8	1.26	10.9
				72	WEIGHTING	4.18	56.5	706.0	1.85	11.0
				75	WEIGHTING	2.72	42.4	680.1	1.66	11.7
025	75	FORD	PINT	140	COLD TRNS1	4.36	76.8	774.6	2.14	9.8
					COLD TRNS2	1.59	24.5	805.0	2.11	10.5
					COLD STAB	0.69	9.8	486.0	2.09	17.6
					HOT TRANS	0.86	10.6	668.5	2.01	12.9
				72	WEIGHTING	1.58	25.7	608.8	2.10	13.6
				75	WEIGHTING	1.11	16.8	580.8	2.08	14.5
026	75	FORD	ELIT	351	COLD TRNS1	21.30	556.3	1054.3	1.53	4.4
					COLD TRNS2	8.13	239.4	1420.4	1.64	4.9
					COLD STAB	4.02	89.2	1007.4	1.25	7.6
					HOT TRANS	6.20	132.5	1220.4	1.48	6.1
				72	WEIGHTING	8.20	210.4	1104.0	1.39	6.1
				75	WEIGHTING	6.32	151.3	1097.9	1.36	6.5
027	75	FORD	GRAN	250	COLD TRNS1	6.46	100.5	1032.6	2.88	7.3
					COLD TRNS2	2.12	38.3	1023.5	2.82	8.1
					COLD STAB	1.01	14.9	740.0	1.98	11.6
					HOT TRANS	1.87	24.9	890.2	2.33	9.5
				72	WEIGHTING	2.29	36.2	856.1	2.33	9.6
				75	WEIGHTING	1.76	26.4	824.4	2.21	10.2
028	75	FORD	LTD	351	COLD TRNS1	2.06	20.7	1256.3	3.44	6.9
					COLD TRNS2	1.94	22.1	1299.2	2.66	6.6
					COLD STAB	1.31	8.4	877.4	2.25	9.9
					HOT TRANS	2.09	12.6	1095.1	2.80	7.9
				72	WEIGHTING	1.59	13.7	1039.3	2.57	8.3
				75	WEIGHTING	1.61	11.7	997.1	2.51	8.7

LISTING OF LOW SPEED CYCLE EMISSIONS AND FUEL ECONOMY RESULTS ON INDIVIDUAL VEHICLES

CHICAGO

VEH NO	YR	MAKE	MODL	CID	TEST TYPE	GRAMS PER MILE HC	CO	CO2	NOXC	MPG FUEL ECON
029	75	FORD	LTD	400	COLD TRNS1	9.83	57.0	1736.1	4.19	4.8
					COLD TRNS2	2.74	19.1	1665.1	2.23	5.2
					COLD STAB	2.38	7.8	1132.0	1.90	7.7
					HOT TRANS	2.94	23.7	1364.4	1.93	6.3
					72 WEIGHTING	3.88	19.6	1360.5	2.41	6.3
					75 WEIGHTING	3.15	16.5	1283.7	2.12	6.7
030	75	MERC	COUG	351	COLD TRNS1	2.80	29.0	1351.6	4.39	6.3
					COLD TRNS2	2.78	48.3	1396.1	3.45	6.0
					COLD STAB	1.53	19.3	904.6	2.53	9.4
					HOT TRANS	2.47	28.3	1144.0	3.25	7.4
					72 WEIGHTING	2.04	27.3	1094.3	3.08	7.8
					75 WEIGHTING	1.96	24.8	1041.2	2.93	8.2
031	75	MERC	MONT	351	COLD TRNS1	4.13	59.9	1846.9	10.60	4.5
					COLD TRNS2	1.87	80.5	1338.2	1.78	6.0
					COLD STAB	1.12	34.5	777.4	1.93	10.6
					HOT TRANS	2.34	65.3	1116.2	2.89	7.2
					72 WEIGHTING	1.85	49.1	1100.8	3.55	7.5
					75 WEIGHTING	1.72	47.9	994.3	2.85	8.3
032	75	OLDS	DELT	350	COLD TRNS1	16.26	167.9	814.2	1.76	7.9
					COLD TRNS2	7.28	107.0	951.5	1.27	7.8
					COLD STAB	2.94	42.1	684.0	1.00	11.7
					HOT TRANS	4.58	71.3	831.6	1.07	9.3
					72 WEIGHTING	6.40	79.9	765.7	1.20	9.7
					75 WEIGHTING	4.80	65.0	753.1	1.10	10.2
033	75	OLDS	CUTL	350	COLD TRNS1	9.57	52.2	900.0	2.03	8.8
					COLD TRNS2	1.16	11.5	957.4	1.35	9.1
					COLD STAB	0.35	7.2	660.1	1.30	13.2
					HOT TRANS	0.86	17.9	803.5	1.16	10.6
					72 WEIGHTING	2.28	16.7	769.0	1.45	11.1
					75 WEIGHTING	1.30	13.7	739.9	1.33	11.6
034	75	OLDS	98	455	COLD TRNS1	10.78	63.6	1142.6	2.43	7.0
					COLD TRNS2	3.16	19.2	1146.2	1.45	7.5
					COLD STAB	0.68	5.2	767.5	1.01	11.4
					HOT TRANS	1.38	19.0	954.6	1.22	9.0
					72 WEIGHTING	3.13	19.3	919.5	1.37	9.2
					75 WEIGHTING	1.90	14.4	875.9	1.22	9.8

APPENDIX G,CONT'D

LISTING OF LOW SPEED CYCLE EMISSIONS AND FUEL ECONOMY RESULTS ON INDIVIDUAL VEHICLES

CHICAGO

VEH NO	YR	MAKE	MODL	CID	TEST TYPE	-----GRAMS PER MILE----- HC	CO	CO2	NOXC	MPG FUEL ECON
035	75	PLYM	FURY	318	COLD TRNS1	18.18	575.3	772.0	0.68	5.1
					COLD TRNS2	5.14	133.9	1298.6	4.39	5.8
					COLD STAB	1.40	35.0	742.3	1.92	11.1
					HOT TRANS	0.82	10.6	983.9	2.12	8.8
				72	WEIGHTING	5.40	159.2	866.0	2.21	7.8
				75	WEIGHTING	2.98	82.8	851.0	2.09	9.0
036	75	PLYM	DUST	225	COLD TRNS1	6.63	121.9	716.9	1.70	9.5
					COLD TRNS2	2.19	48.1	864.2	2.77	9.4
					COLD STAB	0.68	11.3	559.4	2.80	15.3
					HOT TRANS	2.41	8.7	728.3	3.20	11.8
				72	WEIGHTING	2.14	40.2	654.1	2.59	12.3
				75	WEIGHTING	1.70	23.1	639.0	2.80	13.0
037	75	PONT	CATA	400	COLD TRNS1	9.41	166.4	1111.0	3.62	6.3
					COLD TRNS2	1.08	3.8	1166.1	2.64	7.6
					COLD STAB	0.44	2.5	904.9	3.46	9.8
					HOT TRANS	1.05	4.7	1014.1	3.14	8.7
				72	WEIGHTING	2.29	34.1	999.7	3.32	8.4
				75	WEIGHTING	1.38	16.6	970.8	3.33	8.9
038	75	PONT	LEMA	350	COLD TRNS1	14.03	206.0	1132.6	6.61	5.9
					COLD TRNS2	7.75	214.2	1047.1	3.70	6.3
					COLD STAB	3.42	73.3	726.1	2.79	10.4
					HOT TRANS	5.56	109.7	945.2	3.42	7.8
				72	WEIGHTING	6.36	128.5	871.9	3.71	8.1
				75	WEIGHTING	5.18	105.4	839.2	3.33	8.7
039	75	PONT	STAW	455	COLD TRNS1	23.13	88.7	1323.2	1.84	5.8
					COLD TRNS2	9.04	177.7	1248.1	1.05	5.7
					COLD STAB	3.43	58.9	859.6	1.18	9.2
					HOT TRANS	6.03	78.9	1064.8	1.21	7.3
				72	WEIGHTING	8.39	89.8	1030.6	1.28	7.4
				75	WEIGHTING	6.16	76.8	980.3	1.23	7.9
040	76	CAPR	SEDA	140	COLD TRNS1	2.88	60.8	924.9	3.64	8.6
					COLD TRNS2	1.38	39.6	834.2	2.38	9.9
					COLD STAB	0.78	17.9	549.4	2.11	15.3
					HOT TRANS	1.18	26.0	700.7	2.18	11.9
				72	WEIGHTING	1.31	30.7	681.6	2.46	12.1
				75	WEIGHTING	1.10	25.2	641.0	2.28	13.0

APPENDIX G,CONT'D

LISTING OF LOW SPEED CYCLE EMISSIONS AND FUEL ECONOMY RESULTS ON INDIVIDUAL VEHICLES

CHICAGO

VEH NO	YR	MAKE	MODL	CID	TEST TYPE	HC	CO	CO2	NOXC	MPG FUEL ECON
						-----GRAMS PER MILE-----				
041	75	DATS	B210	85	COLD TRNS1	5.27	79.8	541.5	5.48	13.0
					COLD TRNS2	3.54	53.5	470.9	3.78	15.7
					COLD STAB	2.11	24.4	331.7	3.47	23.6
					HOT TRANS	2.95	39.5	387.2	3.09	19.3
				72	WEIGHTING	3.02	41.2	401.3	3.92	18.7
				75	WEIGHTING	2.69	35.1	374.4	3.58	20.3
042	75	HOND	CIVI	91	COLD TRNS1	7.80	20.3	459.7	1.64	17.2
					COLD TRNS2	2.01	11.6	543.1	1.60	15.6
					COLD STAB	0.88	5.6	361.8	1.74	23.8
					HOT TRANS	1.88	7.2	454.7	1.70	18.8
				72	WEIGHTING	2.44	9.7	419.0	1.69	20.1
				75	WEIGHTING	1.78	7.7	407.7	1.71	20.9
043	75	TOYO	CORO	133	COLD TRNS1	5.04	41.9	738.6	3.84	10.8
					COLD TRNS2	2.39	23.5	857.6	2.13	9.8
					COLD STAB	1.00	13.3	545.3	3.13	15.6
					HOT TRANS	1.75	19.1	705.0	2.37	12.0
				72	WEIGHTING	2.07	20.9	648.5	3.05	12.9
				75	WEIGHTING	1.63	17.9	626.4	2.92	13.5
044	75	VOLK	SEDA	97	COLD TRNS1	3.84	73.3	545.7	2.30	13.2
					COLD TRNS2	1.46	11.3	711.6	2.24	12.1
					COLD STAB	0.87	7.3	456.8	1.63	18.8
					HOT TRANS	1.28	10.0	570.5	1.90	15.0
				72	WEIGHTING	1.56	20.8	527.8	1.89	15.7
				75	WEIGHTING	1.26	13.7	513.5	1.80	16.5
045	75	VOLK	DASH	90	COLD TRNS1	10.56	156.3	588.7	2.43	10.2
					COLD TRNS2	0.54	39.9	721.3	1.25	11.3
					COLD STAB	0.29	18.6	475.1	1.61	17.6
					HOT TRANS	0.62	26.3	595.6	1.49	13.9
				72	WEIGHTING	2.31	49.4	549.1	1.69	14.0
				75	WEIGHTING	1.23	33.6	534.6	1.62	15.0
076	72	AMMO	HORN	258	COLD TRNS1	7.62	165.6	760.3	3.74	8.5
					COLD TRNS2	3.26	59.3	819.3	3.73	9.6
					COLD STAB	1.74	14.8	554.6	4.91	15.2
					HOT TRANS	3.49	29.4	674.5	4.28	12.1
				72	WEIGHTING	3.19	53.1	650.1	4.43	11.9
				75	WEIGHTING	2.76	34.6	623.2	4.56	12.9

APPENDIX G,CONT'D

LISTING OF LOW SPEED CYCLE EMISSIONS AND FUEL ECONOMY RESULTS ON INDIVIDUAL VEHICLES

CHICAGO

VEH NO	YR	MAKE	MODL	CID	TEST TYPE	HC	CO	CO2	NOXC	MPG FUEL ECON
						-----GRAMS PER MILE-----				
077	72	BUIC	ELEC	455	COLD TRNS1	11.72	218.5	1784.6	9.60	4.1
					COLD TRNS2	5.26	94.4	1457.3	5.71	5.5
					COLD STAB	2.81	34.5	887.7	6.10	9.3
					HOT TRANS	4.73	61.5	1167.2	6.78	6.9
					72 WEIGHTING	5.04	82.4	1179.9	6.69	6.7
					75 WEIGHTING	4.21	61.3	1077.6	6.51	7.5
078	72	CADI	DEVI	472	COLD TRNS1	6.69	262.7	1439.4	3.23	4.7
					COLD TRNS2	2.79	51.1	1671.5	4.50	5.0
					COLD STAB	1.93	33.5	991.0	4.34	8.5
					HOT TRANS	3.03	50.8	1330.9	4.24	6.2
					72 WEIGHTING	3.02	81.1	1221.1	4.16	6.5
					75 WEIGHTING	2.65	57.9	1168.1	4.24	7.0
079	72	CHEV	VEGA	140	COLD TRNS1	7.96	72.0	632.3	2.44	11.5
					COLD TRNS2	4.10	51.4	807.5	1.65	9.8
					COLD STAB	1.75	31.5	490.4	1.87	16.3
					HOT TRANS	3.34	45.1	626.0	1.62	12.5
					72 WEIGHTING	3.43	43.5	584.8	1.93	13.4
					75 WEIGHTING	2.84	39.8	562.1	1.84	14.0
080	72	CHEV	MONT	350	COLD TRNS1	10.92	171.6	910.8	4.44	7.3
					COLD TRNS2	8.58	127.4	897.3	4.00	7.9
					COLD STAB	4.50	64.2	610.0	4.34	12.2
					HOT TRANS	6.44	92.8	757.4	3.96	9.6
					72 WEIGHTING	6.59	98.1	728.5	4.28	9.8
					75 WEIGHTING	5.85	85.4	694.8	4.23	10.5
081	72	CHEV	MONT	350	COLD TRNS1	15.09	240.1	1380.7	6.42	4.9
					COLD TRNS2	5.96	117.8	1016.1	2.27	7.3
					COLD STAB	3.11	49.5	718.1	2.11	11.0
					HOT TRANS	4.90	82.2	895.6	2.37	8.5
					72 WEIGHTING	6.00	100.4	907.9	2.96	8.2
					75 WEIGHTING	4.77	78.9	840.5	2.54	9.1
082	72	CHEV	NOVA	307	COLD TRNS1	60.95	106.3	921.2	5.35	6.9
					COLD TRNS2	51.82	93.7	892.0	3.04	7.4
					COLD STAB	28.66	33.3	550.6	3.84	12.8
					HOT TRANS	39.20	48.1	770.4	3.56	9.1
					72 WEIGHTING	39.74	60.0	693.8	3.96	9.7
					75 WEIGHTING	35.85	48.2	662.7	3.83	10.4

APPENDIX G,CONT'D

LISTING OF LOW SPEED CYCLE EMISSIONS AND FUEL ECONOMY RESULTS ON INDIVIDUAL VEHICLES

CHICAGO

VEH NO	YR	MAKE	MODL	CID	TEST TYPE	-----GRAMS PER MILE----- HC	CO	CO2	NOXC	MPG FUEL ECON
083	72	CHEV	IMPA	350	COLD TRNS1	14.21	335.8	1462.9	6.60	4.4
					COLD TRNS2	8.09	131.6	2393.3	14.95	3.4
					COLD STAB	6.27	156.6	1561.4	7.81	4.9
					HOT TRANS	6.69	89.9	1020.6	2.79	7.5
					72 WEIGHTING	8.17	185.6	1719.1	9.09	4.4
					75 WEIGHTING	7.18	153.7	1504.9	7.21	5.0
084	72	CHEV	CHEV	400	COLD TRNS1	18.36	232.5	801.3	2.54	7.2
					COLD TRNS2	13.38	274.8	882.9	2.76	6.5
					COLD STAB	6.30	129.5	616.8	2.77	10.6
					HOT TRANS	10.06	203.6	771.0	2.97	7.9
					72 WEIGHTING	10.10	180.0	708.5	2.72	8.7
					75 WEIGHTING	8.80	168.2	691.7	2.80	9.0
085	72	DODG	CORO	318	COLD TRNS1	13.18	114.3	973.1	3.78	7.4
					COLD TRNS2	7.36	138.7	883.9	2.86	7.9
					COLD STAB	3.94	51.9	612.1	3.56	12.6
					HOT TRANS	5.34	82.0	784.6	3.28	9.5
					72 WEIGHTING	6.43	82.3	738.8	3.45	10.0
					75 WEIGHTING	5.33	71.9	706.2	3.45	10.6
086	72	FORD	PINT	122	COLD TRNS1	12.34	131.3	483.0	1.89	12.2
					COLD TRNS2	5.97	90.1	598.2	2.49	11.7
					COLD STAB	3.11	44.5	399.3	2.15	18.5
					HOT TRANS	4.40	57.3	514.3	2.47	14.4
					72 WEIGHTING	5.48	70.7	457.5	2.17	15.1
					75 WEIGHTING	4.43	58.7	450.7	2.23	15.9
087	72	FORD	TORI	351	COLD TRNS1	22.41	530.6	862.8	1.36	5.0
					COLD TRNS2	5.72	111.2	1036.5	4.11	7.2
					COLD STAB	2.98	42.6	701.0	4.01	11.4
					HOT TRANS	3.95	60.3	885.2	4.26	8.9
					72 WEIGHTING	7.27	150.4	803.1	3.52	8.4
					75 WEIGHTING	5.05	93.0	787.2	3.86	9.3
088	72	FORD	MAVE	200	COLD TRNS1	7.63	75.3	690.3	4.66	10.7
					COLD TRNS2	4.04	59.6	693.4	2.62	11.1
					COLD STAB	2.51	14.4	464.8	4.01	17.9
					HOT TRANS	3.61	22.4	578.5	2.96	14.2
					72 WEIGHTING	3.81	35.7	556.4	3.84	14.2
					75 WEIGHTING	3.32	25.4	530.3	3.70	15.3

LISTING OF LOW SPEED CYCLE EMISSIONS AND FUEL ECONOMY RESULTS ON INDIVIDUAL VEHICLES

CHICAGO

VEH NO	YR	MAKE	MODL	CID	TEST TYPE	-----GRAMS PER MILE----- HC	CO	CO2	NOXC	MPG FUEL ECON
089	72	FORD	LTD	351	COLD TRNS1	10.21	146.2	964.7	5.56	7.2
					COLD TRNS2	7.35	207.5	1088.0	4.20	6.2
					COLD STAB	4.17	79.5	717.3	4.71	10.4
					HOT TRANS	5.85	112.9	968.5	4.94	7.6
				72	WEIGHTING	6.00	119.4	843.2	4.77	8.5
				75	WEIGHTING	5.34	104.4	829.2	4.79	8.8
090	72	FORD	STAW	400	COLD TRNS1	64.58	407.2	1171.1	2.88	4.4
					COLD TRNS2	8.22	149.6	1287.2	5.99	5.7
					COLD STAB	4.20	80.3	752.5	5.27	10.0
					HOT TRANS	7.73	123.3	926.3	5.05	7.8
				72	WEIGHTING	16.59	157.5	945.9	4.97	7.1
				75	WEIGHTING	10.34	123.4	875.6	5.09	8.1
091	72	MERC	MONR	400	COLD TRNS1	24.27	168.3	1133.7	4.56	6.0
					COLD TRNS2	7.11	197.0	1123.5	4.75	6.1
					COLD STAB	3.49	74.4	749.8	5.14	10.1
					HOT TRANS	6.67	123.9	924.5	4.95	7.8
				72	WEIGHTING	8.23	118.4	902.4	4.95	8.0
				75	WEIGHTING	6.26	104.7	855.6	5.01	8.5
092	72	OLDS	DELT	350	COLD TRNS1	13.72	252.4	1198.4	4.33	5.4
					COLD TRNS2	7.30	183.2	1123.3	2.81	6.2
					COLD STAB	5.13	65.7	765.8	4.29	10.0
					HOT TRANS	6.45	86.7	985.5	3.54	7.8
				72	WEIGHTING	7.23	126.3	924.3	3.99	7.7
				75	WEIGHTING	6.34	96.6	884.5	3.99	8.4
093	72	PLYM	VALI	225	COLD TRNS1	9.49	109.1	603.8	5.34	11.0
					COLD TRNS2	5.63	114.7	612.2	3.96	11.0
					COLD STAB	3.21	50.5	439.4	5.58	16.8
					HOT TRANS	3.89	53.1	548.1	4.69	13.8
				72	WEIGHTING	4.92	75.3	507.5	5.19	13.8
				75	WEIGHTING	4.10	61.8	493.7	5.21	14.7
094	72	PLYM	FRY3	360	COLD TRNS1	10.91	226.4	890.2	4.51	6.9
					COLD TRNS2	9.39	284.8	953.7	3.58	6.2
					COLD STAB	4.94	128.1	633.0	4.20	10.4
					HOT TRANS	7.00	187.7	835.8	4.32	7.7
				72	WEIGHTING	7.03	180.1	750.2	4.13	8.4
				75	WEIGHTING	6.31	164.2	730.0	4.20	8.8

LISTING OF LOW SPEED CYCLE EMISSIONS AND FUEL ECONOMY RESULTS ON INDIVIDUAL VEHICLES

CHICAGO

VEH NO	YR	MAKE	MODL	CID	TEST TYPE	-----GRAMS PER MILE----- HC	CO	CO2	NOXC	MPG FUEL ECON
095	72	PONT	GRNV	455	COLD TRNS1	4.64	121.1	1212.6	13.27	6.3
					COLD TRNS2	2.57	167.7	1261.7	11.65	5.8
					COLD STAB	4.29	80.5	822.7	7.68	9.2
					HOT TRANS	3.52	140.0	989.3	10.96	7.3
				72	WEIGHTING	3.99	106.8	990.4	9.59	7.6
				75	WEIGHTING	3.98	105.5	933.1	9.26	8.0
096	72	PONT	LEMA	350	COLD TRNS1	12.54	173.6	928.5	2.77	7.2
					COLD TRNS2	8.41	177.7	1104.9	2.03	6.3
					COLD STAB	4.57	65.0	716.8	3.15	10.6
					HOT TRANS	6.82	101.0	921.1	2.29	8.1
				72	WEIGHTING	6.91	109.6	839.6	2.84	8.6
				75	WEIGHTING	6.09	92.5	816.5	2.82	9.0
097	72	DATS	SEDA	97	COLD TRNS1	5.51	36.9	425.5	3.76	17.7
					COLD TRNS2	6.23	44.9	453.2	3.02	16.3
					COLD STAB	2.75	18.5	306.8	2.76	25.8
					HOT TRANS	4.89	35.4	379.9	2.66	19.7
				72	WEIGHTING	4.01	27.6	360.5	3.01	21.3
				75	WEIGHTING	3.78	26.3	346.7	2.85	22.2
098	72	TOYO	CORO	120	COLD TRNS1	8.86	137.9	530.2	3.45	11.5
					COLD TRNS2	3.59	35.2	591.2	3.50	13.5
					COLD STAB	1.99	13.3	386.9	3.73	21.4
					HOT TRANS	3.59	22.8	485.0	3.37	16.7
				72	WEIGHTING	3.64	41.7	457.6	3.63	16.6
				75	WEIGHTING	3.07	27.7	439.8	3.60	18.0
099	72	VOLK	SEDA	97	COLD TRNS1	10.03	103.0	450.0	2.95	13.8
					COLD TRNS2	5.86	121.9	549.2	2.29	11.7
					COLD STAB	2.99	53.9	376.8	2.48	18.8
					HOT TRANS	4.76	88.4	468.4	2.01	14.3
				72	WEIGHTING	4.94	77.7	427.4	2.53	15.7
				75	WEIGHTING	4.24	72.1	419.6	2.39	16.2
100	72	VOLK	SEDA	97	COLD TRNS1	10.47	102.1	433.7	2.68	14.1
					COLD TRNS2	8.52	124.9	536.8	2.78	11.7
					COLD STAB	3.41	59.4	362.7	2.44	19.0
					HOT TRANS	6.61	95.5	433.2	2.16	14.7
				72	WEIGHTING	5.84	81.5	413.2	2.56	15.9
				75	WEIGHTING	5.19	77.2	400.6	2.43	16.5

APPENDIX G

LISTING OF LOW SPEED CYCLE EMISSIONS AND FUEL ECONOMY RESULTS ON INDIVIDUAL VEHICLES

HOUSTON

VEH NO	YR	MAKE	MODL	CID	TEST TYPE	-----GRAMS PER MILE----- HC	CO	CO2	NOXC	MPG FUEL ECON
011	75	AMMO	HORN	258	COLD TRANS 1	5.25	171.8	835.9	2.81	7.9
					COLD TRANS 2	2.48	33.3	948.7	3.63	8.8
					COLD STAB	1.18	8.4	656.5	2.75	13.2
					HOT TRANS	2.35	15.5	799.6	3.27	10.7
					72 WEIGHTING	2.23	44.9	752.8	2.95	10.7
					75 WEIGHTING	1.90	25.8	730.8	2.96	11.4
012	75	BUIC	CENT	350	COLD TRANS 1	5.00	85.2	1143.9	3.27	6.9
					COLD TRANS 2	1.36	12.6	1327.7	2.15	6.6
					COLD STAB	0.38	3.0	848.5	1.83	10.4
					HOT TRANS	1.08	7.5	1081.5	2.01	8.1
					72 WEIGHTING	1.47	20.8	1006.6	2.18	8.5
					75 WEIGHTING	1.01	11.7	970.0	2.02	9.0
013	75	BUIC	STAW	455	COLD TRANS 1	11.52	205.8	1129.4	3.83	6.0
					COLD TRANS 2	3.76	65.0	1434.7	1.31	5.7
					COLD STAB	1.40	23.2	955.9	1.28	8.9
					HOT TRANS	2.37	40.6	1162.0	1.42	7.2
					72 WEIGHTING	3.84	67.0	1090.6	1.78	7.3
					75 WEIGHTING	2.67	46.0	1061.2	1.53	7.8
014	75	BUIC	REGA	350	COLD TRANS 1	3.89	56.2	1091.8	2.43	7.4
					COLD TRANS 2	0.76	8.3	1160.6	1.27	7.5
					COLD STAB	0.18	1.8	758.8	1.25	11.6
					HOT TRANS	0.69	6.2	934.1	1.32	9.4
					72 WEIGHTING	1.01	13.6	907.7	1.48	9.5
					75 WEIGHTING	0.65	7.9	863.1	1.36	10.1
015	75	CADI	DEVI	500	COLD TRANS 1	12.26	256.2	1291.1	2.53	5.1
					COLD TRANS 2	8.38	272.9	1226.9	1.34	5.3
					COLD STAB	4.41	145.1	817.2	0.83	8.4
					HOT TRANS	6.92	175.7	1096.9	1.56	6.4
					72 WEIGHTING	6.75	193.4	994.7	1.26	6.7
					75 WEIGHTING	5.99	172.9	957.8	1.18	7.1
016	75	CHEV	VEGA	140	COLD TRANS 1	16.91	198.2	455.4	2.43	10.8
					COLD TRANS 2	6.95	153.0	595.0	3.91	10.4
					COLD STAB	2.53	63.5	398.5	2.83	17.5
					HOT TRANS	5.87	110.5	492.1	2.75	13.0
					72 WEIGHTING	6.21	108.2	451.1	2.98	13.8
					75 WEIGHTING	4.88	93.6	442.6	2.88	14.7

LISTING OF LOW SPEED CYCLE EMISSIONS AND FUEL ECONOMY RESULTS ON INDIVIDUAL VEHICLES

HOUSTON

VEH NO	YR	MAKE	MODL	CID	TEST TYPE	-----GRAMS PER MILE----- HC	CO	CO2	NOXC	MPG FUEL ECON
017	75	CHEV	NOVA	250	COLD TRANS 1	7.48	104.9	941.8	3.13	7.9
					COLD TRANS 2	3.10	88.5	994.6	2.82	7.8
					COLD STAB	1.37	43.2	607.9	1.41	13.0
					HOT TRANS	2.46	55.4	760.1	1.98	10.4
					72 WEIGHTING	2.91	64.6	753.8	2.03	10.3
					75 WEIGHTING	2.28	55.2	705.6	1.81	11.1
018	75	CHEV	MALI	350	COLD TRANS 1	4.38	66.0	1170.8	2.89	6.9
					COLD TRANS 2	0.55	4.1	1198.2	1.89	7.4
					COLD STAB	0.22	0.5	792.0	1.53	11.2
					HOT TRANS	0.50	2.1	976.3	1.62	9.0
					72 WEIGHTING	1.08	13.8	950.6	1.86	9.1
					75 WEIGHTING	0.65	6.6	902.6	1.69	9.7
019	75	CHEV	IMPA	350	COLD TRANS 1	7.20	95.2	1042.6	2.82	7.3
					COLD TRANS 2	2.06	33.4	1184.3	2.17	7.1
					COLD STAB	0.45	7.3	785.7	1.75	11.1
					HOT TRANS	2.33	51.2	957.5	1.89	8.5
					72 WEIGHTING	2.08	29.6	919.3	2.04	9.1
					75 WEIGHTING	1.58	27.0	882.6	1.91	9.5
020	75	CHEV	IMPA	350	COLD TRANS 1	5.44	95.8	1083.5	4.74	7.1
					COLD TRANS 2	3.43	61.7	1091.4	3.34	7.4
					COLD STAB	1.32	20.3	497.8	2.10	16.6
					HOT TRANS	1.65	23.5	927.1	3.41	9.2
					72 WEIGHTING	2.55	43.5	735.7	2.87	10.9
					75 WEIGHTING	1.92	31.0	698.7	2.73	11.8
021	75	CHEV	STAW	400	COLD TRANS 1	11.71	109.0	1374.7	6.00	5.6
					COLD TRANS 2	0.45	0.0	1354.0	4.62	6.5
					COLD STAB	0.25	0.2	906.1	4.12	9.8
					HOT TRANS	0.39	0.6	1119.8	4.77	7.9
					72 WEIGHTING	2.48	21.0	1090.7	4.58	7.8
					75 WEIGHTING	1.24	9.2	1034.6	4.47	8.4
022	75	CHRY	NEWP	400	COLD TRANS 1	14.14	319.2	1414.3	2.10	4.5
					COLD TRANS 2	7.77	290.0	1277.9	1.25	5.0
					COLD STAB	3.19	130.9	909.5	1.50	7.9
					HOT TRANS	5.87	214.2	1090.5	1.42	6.1
					72 WEIGHTING	6.26	200.6	1084.1	1.56	6.3
					75 WEIGHTING	5.13	180.0	1026.2	1.51	6.7

LISTING OF LOW SPEED CYCLE EMISSIONS AND FUEL ECONOMY RESULTS ON INDIVIDUAL VEHICLES

HOUSTON

VEH NO	YR	MAKE	MODL	CID	TEST TYPE	GRAMS PER MILE HC	CO	CO2	NOXC	MPG FUEL ECON
023	75	DODG	CORO	318	COLD TRANS 1	7.43	178.7	1029.0	1.94	6.7
					COLD TRANS 2	0.47	6.7	1177.5	2.09	7.5
					COLD STAB	0.20	1.6	743.1	2.63	11.9
					HOT TRANS	0.95	3.6	963.7	2.63	9.1
					72 WEIGHTING	1.64	36.5	889.9	2.39	9.3
					75 WEIGHTING	0.99	17.1	856.9	2.53	10.0
024	75	DODG	DART	225	COLD TRANS 1	6.96	91.1	765.2	2.74	9.5
					COLD TRANS 2	3.58	89.3	819.4	2.70	9.1
					COLD STAB	1.46	34.3	536.3	2.34	14.9
					HOT TRANS	2.22	40.8	689.7	2.72	11.7
					72 WEIGHTING	2.96	56.9	640.1	2.50	12.0
					75 WEIGHTING	2.28	45.5	616.2	2.50	12.8
025	75	FORD	PINT	140	COLD TRANS 1	6.57	61.7	761.1	2.29	10.1
					COLD TRANS 2	3.09	25.0	787.0	1.84	10.6
					COLD STAB	1.61	11.5	516.6	1.91	16.4
					HOT TRANS	3.64	17.4	666.4	1.93	12.6
					72 WEIGHTING	2.88	23.9	620.7	1.97	13.3
					75 WEIGHTING	2.62	18.2	595.8	1.94	14.0
026	75	FORD	GRAN	302	COLD TRANS 1	3.79	57.8	1018.3	4.57	7.9
					COLD TRANS 2	0.81	1.6	1298.8	4.86	6.8
					COLD STAB	0.49	0.6	819.6	4.98	10.8
					HOT TRANS	0.78	2.9	1051.4	4.74	8.4
					72 WEIGHTING	1.19	11.7	959.2	4.88	9.0
					75 WEIGHTING	0.85	5.9	932.9	4.88	9.4
027	75	FORD	MAVE	250	COLD TRANS 1	7.19	93.3	1019.1	2.45	7.5
					COLD TRANS 2	1.87	26.4	1134.0	2.29	7.5
					COLD STAB	0.80	7.6	774.1	1.40	11.3
					HOT TRANS	1.55	12.8	929.0	1.76	9.3
					72 WEIGHTING	2.25	28.0	897.3	1.79	9.4
					75 WEIGHTING	1.59	17.6	862.7	1.65	9.9
028	75	FORD	LTD	351	COLD TRANS 1	5.26	49.2	1603.1	3.16	5.2
					COLD TRANS 2	2.17	19.6	1369.6	4.44	6.3
					COLD STAB	1.26	6.1	888.7	4.38	9.8
					HOT TRANS	2.01	11.8	1140.8	5.07	7.6
					72 WEIGHTING	2.22	17.2	1127.3	4.16	7.6
					75 WEIGHTING	1.84	12.2	1049.2	4.44	8.3

LISTING OF LOW SPEED CYCLE EMISSIONS AND FUEL ECONOMY RESULTS ON INDIVIDUAL VEHICLES

HOUSTON

VEH NO	YR	MAKE	MODL	CID	TEST TYPE	HC	CO	CO2	NOXC	MPG FUEL ECON
						-----GRAMS PER MILE-----				
029	75	FORD	LTD	400	COLD TRANS 1	1.94	42.1	1577.0	6.05	5.4
					COLD TRANS 2	1.67	27.9	1510.4	4.13	5.7
					COLD STAB	0.84	13.0	1031.2	3.63	8.4
					HOT TRANS	1.46	19.9	1259.5	4.15	6.9
					72 WEIGHTING	1.23	21.7	1237.2	4.20	7.0
					75 WEIGHTING	1.15	18.3	1172.2	3.99	7.4
030	75	MERC	MARQ	400	COLD TRANS 1	2.96	40.2	1554.1	3.23	5.5
					COLD TRANS 2	1.71	36.9	1481.6	2.26	5.7
					COLD STAB	1.06	15.2	1032.9	1.83	8.4
					HOT TRANS	1.64	20.0	1249.9	2.45	6.9
					72 WEIGHTING	1.56	24.6	1227.7	2.19	7.0
					75 WEIGHTING	1.41	20.3	1166.6	2.13	7.4
031	75	MERC	COUG	351	COLD TRANS 1	4.76	65.2	1315.7	8.03	6.2
					COLD TRANS 2	2.69	89.0	1388.3	2.84	5.8
					COLD STAB	1.12	32.4	890.9	2.81	9.4
					HOT TRANS	2.14	57.6	1130.1	3.33	7.2
					72 WEIGHTING	2.15	50.7	1077.6	3.82	7.6
					75 WEIGHTING	1.80	46.0	1026.2	3.36	8.0
032	75	OLDS	DELT	350	COLD TRANS 1	8.32	62.8	1001.1	3.27	7.9
					COLD TRANS 2	2.62	14.7	1056.8	3.17	8.2
					COLD STAB	0.50	2.4	735.3	2.35	12.0
					HOT TRANS	0.74	10.0	880.4	2.53	9.9
					72 WEIGHTING	2.44	16.5	854.3	2.70	10.0
					75 WEIGHTING	1.39	10.2	819.8	2.54	10.6
033	75	OLDS	STAW	350	COLD TRANS 1	7.72	37.9	1105.3	3.41	7.5
					COLD TRANS 2	5.44	90.1	1056.4	2.12	7.3
					COLD STAB	1.34	40.4	742.5	1.46	11.0
					HOT TRANS	3.96	51.2	904.4	1.66	8.9
					72 WEIGHTING	3.43	50.5	878.4	1.97	9.2
					75 WEIGHTING	2.84	47.2	838.2	1.73	9.6
034	75	OLDS	DELT	455	COLD TRANS 1	12.68	90.1	1272.0	2.42	6.1
					COLD TRANS 2	7.14	189.6	1204.5	1.56	5.8
					COLD STAB	3.55	89.2	833.9	1.05	9.0
					HOT TRANS	6.79	161.6	969.1	1.27	7.1
					72 WEIGHTING	6.06	110.7	996.2	1.42	7.5
					75 WEIGHTING	5.37	115.1	934.8	1.26	7.8

APPENDIX G,CONT'D

LISTING OF LOW SPEED CYCLE EMISSIONS AND FUEL ECONOMY RESULTS ON INDIVIDUAL VEHICLES

HOUSTON

VEH NO	YR	MAKE	MODL	CID	TEST TYPE	HC	CO	CO2	NOXC	MPG FUEL ECON
						-----GRAMS PER MILE-----				
035	75	PLYM	FURY	318	COLD TRANS 1	12.12	359.6	863.4	0.98	6.1
					COLD TRANS 2	0.74	3.7	1268.9	2.36	6.9
					COLD STAB	0.23	0.4	656.3	1.12	13.5
					HOT TRANS	0.95	1.9	956.6	1.95	9.2
					72 WEIGHTING	2.61	69.8	825.8	1.36	9.4
					75 WEIGHTING	1.42	30.6	798.2	1.41	10.4
036	75	PLYM	VALI	225	COLD TRANS 1	7.02	200.4	810.8	3.78	7.7
					COLD TRANS 2	1.86	24.1	957.9	3.20	8.9
					COLD STAB	0.79	12.0	635.5	2.82	13.5
					HOT TRANS	0.50	6.3	787.2	3.17	11.1
					72 WEIGHTING	2.21	50.6	737.4	3.09	10.8
					75 WEIGHTING	1.33	27.3	714.2	3.02	11.7
037	75	PONT	CATA	400	COLD TRANS 1	11.22	218.5	1097.7	5.06	6.0
					COLD TRANS 2	10.75	313.9	1020.1	3.79	5.7
					COLD STAB	3.78	119.0	719.1	4.76	9.7
					HOT TRANS	6.32	185.3	909.7	4.69	7.3
					72 WEIGHTING	6.68	179.4	855.3	4.61	7.7
					75 WEIGHTING	5.61	160.2	821.5	4.68	8.1
038	75	PONT	LEMA	350	COLD TRANS 1	8.67	128.2	1187.6	5.00	6.3
					COLD TRANS 2	5.61	153.7	1218.8	2.21	6.0
					COLD STAB	2.28	50.5	818.8	2.60	9.8
					HOT TRANS	3.52	67.2	1060.1	2.83	7.5
					72 WEIGHTING	4.21	87.2	974.2	2.97	7.9
					75 WEIGHTING	3.40	70.1	941.1	2.81	8.4
039	75	PONT	STAW	455	COLD TRANS 1	11.08	65.9	1334.9	1.92	6.0
					COLD TRANS 2	6.83	145.9	1269.3	1.38	5.8
					COLD STAB	2.79	54.6	875.7	1.48	9.1
					HOT TRANS	4.41	69.3	1106.3	1.65	7.2
					72 WEIGHTING	5.23	76.1	1046.9	1.54	7.5
					75 WEIGHTING	4.21	67.2	1002.3	1.55	7.9
040	76	CAPR	SEDA	140	COLD TRANS 1	3.72	56.8	811.1	2.84	9.7
					COLD TRANS 2	1.11	28.3	896.3	2.45	9.4
					COLD STAB	0.64	12.7	563.7	2.21	15.2
					HOT TRANS	1.09	17.6	729.6	2.25	11.7
					72 WEIGHTING	1.33	24.4	681.5	2.38	12.3
					75 WEIGHTING	1.04	18.8	652.5	2.29	12.9

LISTING OF LOW SPEED CYCLE EMISSIONS AND FUEL ECONOMY RESULTS ON INDIVIDUAL VEHICLES

HOUSTON

VEH NO	YR	MAKE	MODL	CID	TEST TYPE	-----GRAMS PER MILE----- HC	CO	CO2	NOXC	MPG FUEL ECON
041	75	DATS	SEDA	85	COLD TRANS 1	4.42	57.8	523.6	3.95	14.1
					COLD TRANS 2	3.76	38.4	495.8	3.40	15.6
					COLD STAB	2.41	17.4	352.7	2.95	22.9
					HOT TRANS	3.16	23.0	407.2	2.95	19.6
					72 WEIGHTING	3.08	29.6	415.7	3.24	18.8
					75 WEIGHTING	2.87	23.9	392.3	3.07	20.2
042	75	HOND	CVCC	91	COLD TRANS 1	22.89	30.3	533.7	1.60	13.6
					COLD TRANS 2	1.14	7.8	623.0	1.65	13.9
					COLD STAB	0.56	4.5	412.1	1.50	21.1
					HOT TRANS	1.28	7.1	509.5	1.55	16.9
					72 WEIGHTING	4.95	10.1	480.1	1.55	17.3
					75 WEIGHTING	2.61	7.5	463.7	1.54	18.3
043	75	TOYO	CORO	133	COLD TRANS 1	4.80	49.6	718.6	6.32	10.9
					COLD TRANS 2	3.76	51.0	782.1	4.43	10.2
					COLD STAB	2.20	25.3	521.9	4.88	15.6
					HOT TRANS	3.03	30.6	665.2	4.19	12.3
					72 WEIGHTING	3.03	35.4	614.7	5.06	13.1
					75 WEIGHTING	2.75	30.9	594.7	4.80	13.6
044	75	VOLK	SEDA	97	COLD TRANS 1	5.88	120.1	475.1	1.78	13.0
					COLD TRANS 2	5.18	182.4	532.6	1.24	10.6
					COLD STAB	3.71	116.9	343.6	1.00	16.5
					HOT TRANS	4.35	93.8	488.4	1.63	13.7
					72 WEIGHTING	4.44	131.4	408.8	1.20	14.1
					75 WEIGHTING	4.17	117.8	404.9	1.23	14.7
045	75	VOLK	DASH	90	COLD TRANS 1	13.55	218.9	571.0	0.78	9.3
					COLD TRANS 2	1.03	57.4	693.8	0.36	11.3
					COLD STAB	0.50	29.6	462.5	0.20	17.4
					HOT TRANS	0.61	29.9	580.2	0.48	14.1
					72 WEIGHTING	3.11	71.7	532.3	0.34	13.6
					75 WEIGHTING	1.65	47.8	519.6	0.32	14.8
076	72	AMMO	GREM	258	COLD TRANS 1	5.05	93.0	549.8	3.04	12.5
					COLD TRANS 2	4.24	75.6	595.3	3.02	12.2
					COLD STAB	2.40	19.2	432.9	3.60	18.9
					HOT TRANS	3.81	30.9	524.0	3.31	15.2
					72 WEIGHTING	3.30	45.3	489.7	3.37	15.5
					75 WEIGHTING	3.11	33.1	478.3	3.43	16.4

LISTING OF LOW SPEED CYCLE EMISSIONS AND FUEL ECONOMY RESULTS ON INDIVIDUAL VEHICLES

HOUSTON

VEH NO	YR	MAKE	MODL	CID	TEST TYPE	-----GRAMS PER MILE----- HC	CO	CO2	NOXC	MPG FUEL ECON
077	72	BUIC	ELEC	455	COLD TRANS 1	6.53	129.3	1681.1	7.65	4.7
					COLD TRANS 2	3.65	98.4	1551.9	4.58	5.2
					COLD STAB	2.28	51.7	863.5	4.27	9.3
					HOT TRANS	3.57	75.1	1192.2	5.11	6.7
					72 WEIGHTING	3.38	76.5	1165.8	4.98	6.8
					75 WEIGHTING	3.05	67.7	1069.0	4.77	7.5
078	72	CADI	DEVI	472	COLD TRANS 1	5.12	111.4	1743.3	3.90	4.6
					COLD TRANS 2	0.96	40.4	2215.1	4.09	3.9
					COLD STAB	0.60	16.3	1225.2	3.29	7.1
					HOT TRANS	1.36	39.7	1692.4	3.41	5.0
					72 WEIGHTING	1.54	39.6	1534.2	3.57	5.5
					75 WEIGHTING	1.18	31.7	1465.5	3.44	5.8
079	72	CHEV	VEGA	140	COLD TRANS 1	7.08	91.3	662.1	1.90	10.7
					COLD TRANS 2	3.56	45.5	915.7	1.76	8.9
					COLD STAB	1.16	26.4	558.9	2.12	14.7
					HOT TRANS	2.92	42.0	716.4	1.61	11.2
					72 WEIGHTING	2.80	42.9	654.3	2.00	12.1
					75 WEIGHTING	2.27	37.1	636.1	1.95	12.7
080	72	CHEV	MONT	350	COLD TRANS 1	20.96	438.9	801.4	1.57	5.7
					COLD TRANS 2	11.18	229.5	835.6	2.30	7.2
					COLD STAB	6.33	114.2	576.4	2.39	11.4
					HOT TRANS	9.07	161.9	706.6	2.41	9.0
					72 WEIGHTING	10.15	200.7	674.4	2.21	8.7
					75 WEIGHTING	8.60	162.3	648.5	2.32	9.5
081	72	CHEV	STAW	350	COLD TRANS 1	12.88	163.9	1014.4	4.08	6.8
					COLD TRANS 2	9.88	239.2	1006.4	2.45	6.3
					COLD STAB	5.67	106.3	677.1	3.84	10.3
					HOT TRANS	7.83	167.9	839.8	2.62	7.9
					72 WEIGHTING	7.94	145.5	811.5	3.59	8.3
					75 WEIGHTING	7.14	137.3	772.3	3.45	8.8
082	72	CHEV	MALI.	307	COLD TRANS 1	13.80	34.3	1179.4	12.60	7.0
					COLD TRANS 2	9.88	24.6	1296.3	10.87	6.5
					COLD STAB	5.41	9.0	742.4	6.96	11.5
					HOT TRANS	7.88	16.6	1009.8	6.78	8.4
					72 WEIGHTING	7.96	17.1	943.4	8.87	8.9
					75 WEIGHTING	7.07	14.2	890.3	7.74	9.5

LISTING OF LOW SPEED CYCLE EMISSIONS AND FUEL ECONOMY RESULTS ON INDIVIDUAL VEHICLES

HOUSTON

VEH NO	YR	MAKE	MODL	CID	TEST TYPE	-----GRAMS PER MILE----- HC	CO	CO2	NOXC	MPG FUEL ECON
083	72	CHEV	STAW	350	COLD TRANS 1	14.40	137.4	1167.4	3.99	6.2
					COLD TRANS 2	8.43	108.4	1374.1	2.91	5.6
					COLD STAB	5.46	61.7	826.2	3.61	9.4
					HOT TRANS	9.19	114.1	1082.6	2.54	6.9
					72 WEIGHTING	7.80	86.1	1007.6	3.53	7.6
					75 WEIGHTING	7.32	84.2	963.1	3.33	7.9
084	72	CHEV	IMPA	400	COLD TRANS 1	12.93	502.1	1296.1	3.08	4.2
					COLD TRANS 2	2.10	21.2	1598.7	4.07	5.4
					COLD STAB	1.15	14.0	1008.3	2.88	8.6
					HOT TRANS	2.09	21.4	1271.8	3.23	6.8
					72 WEIGHTING	3.60	108.8	1188.5	3.17	6.5
					75 WEIGHTING	2.42	56.5	1146.4	3.08	7.1
085	72	DODG	CHAR	318	COLD TRANS 1	6.55	86.7	998.0	3.51	7.7
					COLD TRANS 2	4.44	55.1	1096.2	3.16	7.4
					COLD STAB	3.09	18.4	691.4	3.43	12.2
					HOT TRANS	4.79	37.8	881.8	3.15	9.3
					72 WEIGHTING	4.04	39.2	835.9	3.39	9.8
					75 WEIGHTING	3.88	31.8	797.3	3.35	10.3
086	72	FORD	PINT	122	COLD TRANS 1	5.72	55.9	537.5	4.35	13.8
					COLD TRANS 2	3.93	42.8	589.2	3.65	13.3
					COLD STAB	2.22	17.7	398.7	4.16	20.5
					HOT TRANS	3.07	23.6	500.0	3.55	16.2
					72 WEIGHTING	3.25	30.3	465.6	4.09	17.0
					75 WEIGHTING	2.86	24.5	450.8	3.99	17.8
087	72	FORD	STAW	351	COLD TRANS 1	16.64	154.9	1053.5	5.84	6.6
					COLD TRANS 2	8.12	237.8	1204.5	4.75	5.5
					COLD STAB	4.66	108.9	753.8	4.66	9.4
					HOT TRANS	9.32	167.2	1010.5	4.97	6.8
					72 WEIGHTING	7.68	145.0	906.7	4.91	7.7
					75 WEIGHTING	7.03	137.8	878.6	4.84	7.9
088	72	FORD	MAVE	250	COLD TRANS 1	11.50	269.7	552.2	2.44	8.8
					COLD TRANS 2	5.37	124.5	719.6	5.45	9.5
					COLD STAB	2.96	55.3	451.9	4.82	16.2
					HOT TRANS	6.20	82.0	587.5	4.78	12.1
					72 WEIGHTING	5.10	111.0	527.9	4.50	12.4
					75 WEIGHTING	4.63	85.4	515.7	4.67	13.4

LISTING OF LOW SPEED CYCLE EMISSIONS AND FUEL ECONOMY RESULTS ON INDIVIDUAL VEHICLES

HOUSTON

VEH NO	YR	MAKE	MODL	CID	TEST TYPE	-----GRAMS PER MILE----- HC	CO	CO2	NOXC	MPG FUEL ECON
089	72	FORD	GALA	351	COLD TRANS 1	23.88	299.1	944.5	2.65	6.0
					COLD TRANS 2	24.02	356.3	1043.3	1.46	5.3
					COLD STAB	15.93	213.9	662.1	1.59	8.5
					HOT TRANS	27.65	272.1	863.4	1.57	6.4
					72 WEIGHTING	19.16	260.4	796.9	1.76	7.0
					75 WEIGHTING	20.01	247.3	766.3	1.66	7.3
090	72	FORD	LTD	400	COLD TRANS 1	12.34	86.3	1241.5	7.06	6.3
					COLD TRANS 2	9.45	270.1	1134.9	5.60	5.6
					COLD STAB	4.99	112.3	770.7	6.04	9.2
					HOT TRANS	9.14	176.0	968.5	5.98	7.0
					72 WEIGHTING	7.34	140.8	937.9	6.14	7.5
					75 WEIGHTING	6.95	139.2	888.1	6.07	7.9
091	72	MERC	STAW	400	COLD TRANS 1	11.29	243.7	1250.0	4.42	5.3
					COLD TRANS 2	8.35	169.0	1415.1	7.53	5.2
					COLD STAB	4.57	74.9	835.7	6.42	9.2
					HOT TRANS	6.68	103.9	1083.3	7.08	7.0
					72 WEIGHTING	6.66	127.1	1037.8	6.27	7.1
					75 WEIGHTING	5.95	104.0	979.5	6.51	7.6
092	72	OLDS	CUTL	350	COLD TRANS 1	26.68	466.8	886.0	2.48	5.2
					COLD TRANS 2	21.37	581.4	976.7	1.36	4.5
					COLD STAB	10.17	293.5	638.4	2.58	7.8
					HOT TRANS	13.06	414.9	831.4	1.91	5.8
					72 WEIGHTING	15.70	387.7	757.5	2.30	6.3
					75 WEIGHTING	13.21	361.9	734.0	2.31	6.6
093	72	PLYM	VALI	225	COLD TRANS 1	9.40	208.2	581.6	2.80	9.5
					COLD TRANS 2	6.65	184.4	575.3	3.93	10.0
					COLD STAB	3.66	73.6	439.5	5.33	15.7
					HOT TRANS	4.93	87.3	534.6	4.97	12.9
					72 WEIGHTING	5.39	122.8	495.5	4.55	12.6
					75 WEIGHTING	4.70	97.9	485.4	4.91	13.6
094	72	PLYM	STAW	360	COLD TRANS 1	189.8	1077	821.8	0.78	2.8
					COLD TRANS 2	138.1	1049	855.9	0.40	3.0
					COLD STAB	75.56	651.7	501.0	0.32	5.0
					HOT TRANS	32.00	585.7	820.7	1.55	4.8
					72 WEIGHTING	110.7	817	637.6	0.42	3.9
					75 WEIGHTING	80.64	707.8	633.2	0.65	4.4

LISTING OF LOW SPEED CYCLE EMISSIONS AND FUEL ECONOMY RESULTS ON INDIVIDUAL VEHICLES

HOUSTON

VEH NO	YR	MAKE	MODL	CID	TEST TYPE	HC	CO	CO2	NOXC	MPG FUEL ECON
						-----GRAMS PER MILE-----				
095	72	PONT	CATA	400	COLD TRANS 1	11.81	252.6	948.1	2.31	6.4
					COLD TRANS 2	9.52	335.8	1094.6	2.06	5.4
					COLD STAB	5.20	147.7	701.5	2.53	9.3
					HOT TRANS	7.99	232.5	936.3	2.33	6.7
					72 WEIGHTING	7.38	207.6	832.0	2.39	7.5
					75 WEIGHTING	6.78	192.9	811.6	2.42	7.8
096	72	PONT	LEMA	350	COLD TRANS 1	10.21	198.4	988.0	2.70	6.7
					COLD TRANS 2	8.10	229.7	1142.8	2.34	5.8
					COLD STAB	4.68	107.5	713.6	3.09	9.9
					HOT TRANS	6.82	166.5	896.1	2.38	7.5
					72 WEIGHTING	6.46	150.8	857.1	2.86	8.0
					75 WEIGHTING	5.94	139.7	817.3	2.83	8.4
097	72	DATS	STAW	97	COLD TRANS 1	8.11	58.5	443.3	5.81	15.8
					COLD TRANS 2	7.88	54.9	445.9	6.74	15.9
					COLD STAB	4.30	28.8	308.4	7.33	24.2
					HOT TRANS	7.01	46.9	359.0	6.21	19.5
					72 WEIGHTING	5.78	40.0	363.4	6.92	20.0
					75 WEIGHTING	5.56	37.8	343.7	6.89	21.1
098	72	TOYO	CORO	120	COLD TRANS 1	6.13	90.2	536.6	3.60	12.7
					COLD TRANS 2	4.19	36.1	617.5	3.34	12.9
					COLD STAB	2.39	20.5	381.6	2.67	21.1
					HOT TRANS	3.18	16.6	505.3	3.23	16.4
					72 WEIGHTING	3.49	37.2	461.3	2.99	16.7
					75 WEIGHTING	3.04	26.8	444.3	2.94	17.9
099	72	VOLK	SEDA	97	COLD TRANS 1	12.85	153.7	411.3	2.65	12.8
					COLD TRANS 2	5.70	105.0	556.3	2.47	12.0
					COLD STAB	3.01	49.6	360.5	2.23	19.8
					HOT TRANS	6.00	82.7	478.3	2.13	14.1
					72 WEIGHTING	5.46	81.2	411.7	2.36	15.9
					75 WEIGHTING	4.75	70.8	409.6	2.27	16.6
100	72	VOLK	SEDA	103	COLD TRANS 1	14.82	180.2	544.4	1.54	10.1
					COLD TRANS 2	12.05	159.2	641.5	1.26	9.5
					COLD STAB	6.84	127.9	394.3	0.96	14.4
					HOT TRANS	18.99	215.4	449.8	0.62	10.5
					72 WEIGHTING	9.47	144.5	475.4	1.13	12.1
					75 WEIGHTING	10.77	155.2	441.9	0.96	12.3

APPENDIX G

LISTING OF LOW SPEED CYCLE EMISSIONS AND FUEL ECONOMY RESULTS ON INDIVIDUAL VEHICLES

PHOENIX

VEH NO	YR	MAKE	MODL	CID	TEST TYPE	HC	CO	CO2	NOXC	MPG FUEL ECON
						-----GRAMS PER MILE-----				
011	75	AMMO	HORN	258	COLD TRNS1	5.28	106.9	726.3	3.46	9.7
					COLD TRNS2	2.25	13.2	843.4	3.44	10.2
					COLD STAB	1.27	4.2	523.2	2.88	16.6
					HOT TRANS	2.32	9.5	681.4	3.35	12.6
					72 WEIGHTING	2.24	25.7	629.9	3.11	13.1
					75 WEIGHTING	1.93	14.7	605.5	3.09	14.0
012	75	BUIC	REGA	350	COLD TRNS1	5.30	123.7	881.8	2.92	8.1
					COLD TRNS2	4.07	72.5	1011.9	3.14	7.8
					COLD STAB	1.17	12.3	682.8	2.23	12.6
					HOT TRANS	1.59	13.1	884.4	3.22	9.8
					72 WEIGHTING	2.57	46.3	790.7	2.55	10.2
					75 WEIGHTING	1.87	27.1	775.5	2.60	10.8
013	75	BUIC	LIMI	455	COLD TRNS1	7.93	128.6	1150.1	2.93	6.4
					COLD TRNS2	5.46	145.4	1299.1	1.71	5.7
					COLD STAB	2.63	73.3	787.3	1.11	9.7
					HOT TRANS	4.92	125.2	1017.3	1.70	7.2
					72 WEIGHTING	4.24	99.2	965.2	1.59	7.8
					75 WEIGHTING	3.85	96.4	916.7	1.45	8.2
014	75	BUIC	LESA	350	COLD TRNS1	19.23	190.9	1060.3	2.11	6.2
					COLD TRNS2	5.01	82.7	1172.3	1.82	6.7
					COLD STAB	1.11	13.1	798.3	1.50	10.8
					HOT TRANS	0.92	10.8	985.1	1.77	8.8
					72 WEIGHTING	5.40	61.8	927.7	1.68	8.5
					75 WEIGHTING	2.91	33.5	896.9	1.64	9.3
015	75	CADI	DEVI	500	COLD TRNS1	13.88	235.0	1095.9	2.84	5.9
					COLD TRNS2	2.41	39.4	1275.3	3.19	6.6
					COLD STAB	0.67	18.5	848.3	1.96	10.1
					HOT TRANS	1.49	44.2	1060.1	2.83	7.8
					72 WEIGHTING	3.57	64.3	986.2	2.39	8.1
					75 WEIGHTING	2.10	44.1	956.3	2.35	8.6
016	75	CHEV	VEGA	140	COLD TRNS1	10.72	142.9	434.2	2.92	12.8
					COLD TRNS2	7.99	119.3	571.9	4.38	11.3
					COLD STAB	2.34	49.2	390.0	3.51	18.7
					HOT TRANS	4.26	73.6	492.9	3.36	14.3
					72 WEIGHTING	5.14	82.0	437.0	3.58	15.2
					75 WEIGHTING	3.98	68.9	433.9	3.51	16.0

LISTING OF LOW SPEED CYCLE EMISSIONS AND FUEL ECONOMY RESULTS ON INDIVIDUAL VEHICLES

PHOENIX

VEH NO	YR	MAKE	MODL	CID	TEST TYPE	-----GRAMS PER MILE----- HC	CO	CO2	NOXC	MPG FUEL ECON
017	75	CHEV	NOVA	250	COLD TRNS1	6.69	104.6	822.7	3.46	8.8
					COLD TRNS2	4.33	162.0	902.2	3.12	7.6
					COLD STAB	2.12	95.0	557.1	3.05	12.4
					HOT TRANS	3.86	138.1	706.3	2.98	9.5
				72	WEIGHTING	3.46	111.0	681.1	3.15	10.2
				75	WEIGHTING	3.10	111.8	644.7	3.08	10.7
018	75	CHEV	MONT	350	COLD TRNS1	7.08	160.6	864.2	3.22	7.8
					COLD TRNS2	6.01	166.4	879.2	2.07	7.7
					COLD STAB	3.19	85.4	598.4	1.95	11.9
					HOT TRANS	4.27	93.5	802.6	2.31	9.2
				72	WEIGHTING	4.53	117.0	708.7	2.22	9.8
				75	WEIGHTING	4.02	100.9	692.8	2.14	10.3
019	75	CHEV	STAW	350	COLD TRNS1	5.13	99.5	1098.5	3.09	7.0
					COLD TRNS2	1.01	17.3	1090.8	1.40	7.9
					COLD STAB	1.62	29.9	812.3	1.75	10.3
					HOT TRANS	0.65	8.4	917.4	1.46	9.5
				72	WEIGHTING	2.16	40.5	926.1	1.93	8.9
				75	WEIGHTING	1.63	29.5	885.4	1.76	9.5
020	75	CHEV	IMPA	350	COLD TRNS1	9.13	159.4	946.9	2.23	7.2
					COLD TRNS2	5.88	143.8	1197.4	1.96	6.2
					COLD STAB	2.48	50.8	794.0	1.79	10.1
					HOT TRANS	4.19	71.6	1053.0	2.68	7.5
				72	WEIGHTING	4.47	91.3	908.8	1.91	8.3
				75	WEIGHTING	3.73	73.0	902.9	2.05	8.6
021	75	CHEV	IMPA	400	COLD TRNS1	8.70	120.7	1184.5	2.98	6.3
					COLD TRNS2	1.78	4.7	1334.6	2.00	6.6
					COLD STAB	0.60	0.4	872.1	1.99	10.1
					HOT TRANS	1.60	3.7	1104.3	1.89	8.0
				72	WEIGHTING	2.40	24.3	1029.9	2.18	8.3
				75	WEIGHTING	1.61	11.4	993.3	2.05	8.7
022	75	CHRY	NEWP	400	COLD TRNS1	7.78	180.4	1118.4	2.43	6.2
					COLD TRNS2	4.23	89.7	1228.4	1.43	6.4
					COLD STAB	1.40	36.2	830.9	1.37	9.9
					HOT TRANS	2.58	66.2	1073.7	1.02	7.5
				72	WEIGHTING	3.22	75.1	970.2	1.59	8.1
				75	WEIGHTING	2.45	59.8	946.6	1.39	8.5

LISTING OF LOW SPEED CYCLE EMISSIONS AND FUEL ECONOMY RESULTS ON INDIVIDUAL VEHICLES

PHOENIX

VEH NO	YR	MAKE	MODL	CID	TEST TYPE	HC	CO	CO2	NOXC	MPG FUEL ECON
						-----GRAMS PER MILE-----				
023	75	DODG	DART	318	COLD TRNS1	7.20	120.3	1015.1	1.90	7.2
					COLD TRNS2	3.83	96.1	1000.1	1.46	7.6
					COLD STAB	1.56	34.2	685.4	1.59	11.9
					HOT TRANS	2.87	35.2	886.0	1.76	9.3
					72 WEIGHTING	3.12	63.8	815.2	1.62	9.6
					75 WEIGHTING	2.53	47.1	787.3	1.64	10.2
024	75	DODG	DART	225	COLD TRNS1	8.05	142.4	706.7	3.86	9.3
					COLD TRNS2	1.74	20.0	838.4	2.76	10.1
					COLD STAB	0.22	2.1	552.3	2.32	16.0
					HOT TRANS	0.98	13.5	703.3	2.49	12.2
					72 WEIGHTING	2.03	32.7	642.5	2.71	12.7
					75 WEIGHTING	1.17	17.9	625.8	2.53	13.5
025	75	FORD	PINT	140	COLD TRNS1	3.81	61.4	715.9	1.66	10.8
					COLD TRNS2	0.74	19.6	767.1	1.58	11.1
					COLD STAB	0.39	7.7	524.1	1.43	16.5
					HOT TRANS	0.88	14.0	646.5	1.66	13.2
					72 WEIGHTING	1.12	20.5	612.3	1.51	13.7
					75 WEIGHTING	0.81	14.6	590.2	1.52	14.4
026	75	FORD	TORI	351	COLD TRNS1	2.84	33.7	1279.1	2.99	6.6
					COLD TRNS2	2.10	50.3	1349.6	2.02	6.2
					COLD STAB	1.24	23.9	848.5	1.68	10.0
					HOT TRANS	2.44	42.0	1101.6	2.39	7.6
					72 WEIGHTING	1.73	31.4	1037.1	2.00	8.1
					75 WEIGHTING	1.73	31.3	987.8	1.98	8.5
027	75	FORD	MAVE	250	COLD TRNS1	5.24	95.3	1003.3	2.45	7.6
					COLD TRNS2	1.85	14.0	1071.2	3.52	8.1
					COLD STAB	1.25	5.7	749.7	1.85	11.6
					HOT TRANS	2.21	12.2	882.6	2.60	9.8
					72 WEIGHTING	2.14	24.6	866.4	2.32	9.7
					75 WEIGHTING	1.85	15.4	830.4	2.23	10.3
028	75	FORD	TORI	351	COLD TRNS1	3.32	19.4	1171.3	4.14	7.3
					COLD TRNS2	2.30	4.1	1314.8	2.90	6.7
					COLD STAB	1.49	2.2	861.3	2.06	10.2
					HOT TRANS	2.52	3.7	1107.7	2.63	7.9
					72 WEIGHTING	2.01	5.9	1016.7	2.64	8.6
					75 WEIGHTING	1.95	4.1	984.8	2.44	8.9

LISTING OF LOW SPEED CYCLE EMISSIONS AND FUEL ECONOMY RESULTS ON INDIVIDUAL VEHICLES

PHOENIX

VEH NO	YR	MAKE	MODL	CID	TEST TYPE	-----GRAMS PER MILE----- HC	CO	CO2	NOXC	MPG FUEL ECON
029	75	FORD	LTD	400	COLD TRNS1	1.90	30.8	1409.0	2.39	6.1
					COLD TRNS2	1.11	13.2	1454.2	2.16	6.0
					COLD STAB	0.77	5.2	954.9	1.64	9.2
					HOT TRANS	1.37	9.2	1182.7	2.10	7.4
				72	WEIGHTING	1.06	11.8	1147.6	1.89	7.6
				75	WEIGHTING	1.03	8.9	1090.2	1.85	8.0
030	75	MERC	COUG	400	COLD TRNS1	2.13	44.2	1309.8	4.70	6.4
					COLD TRNS2	1.44	26.8	1267.0	3.24	6.8
					COLD STAB	0.89	12.9	854.0	2.85	10.1
					HOT TRANS	1.72	24.4	1075.0	3.46	7.9
				72	WEIGHTING	1.24	21.8	1028.7	3.29	8.3
				75	WEIGHTING	1.23	19.4	979.9	3.18	8.8
031	75	MERC	MONT	351	COLD TRNS1	3.51	54.0	1340.5	2.31	6.2
					COLD TRNS2	1.89	39.1	1452.8	2.18	5.8
					COLD STAB	0.89	12.4	941.0	1.82	9.2
					HOT TRANS	1.59	19.2	1192.1	2.36	7.2
				72	WEIGHTING	1.60	26.0	1125.9	1.99	7.6
				75	WEIGHTING	1.36	19.8	1078.2	2.02	8.0
032	75	OLDS	DELT	350	COLD TRNS1	9.77	99.3	882.2	2.66	8.3
					COLD TRNS2	7.09	133.0	950.8	1.87	7.5
					COLD STAB	3.11	54.3	655.6	1.50	11.8
					HOT TRANS	5.38	94.8	791.7	1.50	9.3
				72	WEIGHTING	5.23	79.6	761.6	1.80	9.8
				75	WEIGHTING	4.54	74.5	732.5	1.63	10.3
033	75	OLDS	CUTL	350	COLD TRNS1	7.37	44.2	890.6	2.34	9.0
					COLD TRNS2	2.91	6.4	985.7	2.01	8.8
					COLD STAB	0.78	1.7	652.5	1.54	13.5
					HOT TRANS	0.89	5.0	789.1	1.76	11.1
				72	WEIGHTING	2.49	10.8	768.7	1.79	11.2
				75	WEIGHTING	1.54	6.3	733.9	1.70	11.9
034	75	OLDS	DELT	455	COLD TRNS1	9.11	139.9	1137.4	1.83	6.4
					COLD TRNS2	3.51	16.4	1100.2	1.74	7.8
					COLD STAB	0.99	2.0	739.3	1.35	11.9
					HOT TRANS	1.60	5.7	927.1	1.84	9.4
				72	WEIGHTING	3.08	31.4	892.0	1.52	9.3
				75	WEIGHTING	2.03	15.5	848.1	1.54	10.1

LISTING OF LOW SPEED CYCLE EMISSIONS AND FUEL ECONOMY RESULTS ON INDIVIDUAL VEHICLES

PHOENIX

VEH NO	YR	MAKE	MODL	CID	TEST TYPE	HC (GRAMS PER MILE)	CO (GRAMS PER MILE)	CO2 (GRAMS PER MILE)	NOXC (GRAMS PER MILE)	MPG FUEL ECON
035	75	PLYM	FURY	318	COLD TRNS1	18.04	241.0	799.8	2.14	7.2
					COLD TRNS2	8.16	194.8	850.2	2.36	7.5
					COLD STAB	3.34	94.1	612.8	3.32	11.5
					HOT TRANS	4.74	131.6	750.6	3.19	9.1
				72	WEIGHTING	7.17	143.5	698.9	2.89	9.4
				75	WEIGHTING	5.31	124.0	681.5	3.10	9.9
036	75	PLYM	VALI	225	COLD TRNS1	8.71	189.5	710.9	3.88	8.6
					COLD TRNS2	5.37	179.8	709.1	3.64	8.8
					COLD STAB	2.06	69.8	448.2	4.64	15.7
					HOT TRANS	3.54	92.8	554.3	4.53	12.5
				72	WEIGHTING	4.03	116.0	553.8	4.28	11.9
				75	WEIGHTING	3.25	94.9	518.0	4.46	13.1
037	75	PONT	CATA	400	COLD TRNS1	25.65	272.8	894.9	1.78	6.3
					COLD TRNS2	4.01	59.1	1102.5	1.01	7.3
					COLD STAB	1.66	39.0	709.0	1.09	11.4
					HOT TRANS	2.11	44.1	911.7	1.24	9.0
				72	WEIGHTING	6.75	88.0	828.0	1.20	9.0
				75	WEIGHTING	3.95	61.2	806.8	1.17	9.7
038	75	PONT	LEMA	350	COLD TRNS1	14.90	158.0	1122.8	3.16	6.3
					COLD TRNS2	6.14	145.7	1181.2	1.97	6.2
					COLD STAB	1.23	14.5	830.9	2.36	10.3
					HOT TRANS	1.34	13.5	1072.1	3.64	8.1
				72	WEIGHTING	4.88	69.7	961.0	2.43	8.2
				75	WEIGHTING	2.83	38.0	942.3	2.69	8.8
039	75	PONT	GRNP	455	COLD TRNS1	8.69	88.9	1195.8	2.13	6.5
					COLD TRNS2	5.46	81.1	1113.6	1.56	7.1
					COLD STAB	2.54	25.6	712.4	1.26	11.7
					HOT TRANS	3.73	31.2	975.1	1.61	8.6
				72	WEIGHTING	4.33	49.4	889.9	1.49	9.0
				75	WEIGHTING	3.58	37.1	849.1	1.44	9.7
040	76	CAPR	SEDA	140	COLD TRNS1	2.67	24.9	863.0	1.60	9.7
					COLD TRNS2	0.63	11.8	845.4	0.96	10.2
					COLD STAB	0.26	4.0	557.6	0.95	15.7
					HOT TRANS	1.04	20.2	693.6	1.06	12.2
				72	WEIGHTING	0.80	9.6	677.0	1.08	12.8
				75	WEIGHTING	0.67	10.1	640.2	1.03	13.5

LISTING OF LOW SPEED CYCLE EMISSIONS AND FUEL ECONOMY RESULTS ON INDIVIDUAL VEHICLES

PHOENIX

VEH NO	YR	MAKE	MODL	CID	TEST TYPE	-----GRAMS PER MILE----- HC	CO	CO2	NOXC	MPG FUEL ECON
041	75	DATS	B210	85	COLD TRNS1	3.95	46.4	496.7	3.29	15.2
					COLD TRNS2	3.21	33.2	531.0	3.11	15.0
					COLD STAB	1.95	16.4	368.7	2.68	22.2
					HOT TRANS	2.56	20.8	435.2	2.51	18.6
				72	WEIGHTING	2.60	25.7	427.6	2.89	18.6
				75	WEIGHTING	2.37	21.4	409.3	2.73	19.7
042	75	HOND	SEDA	91	COLD TRNS1	6.01	21.5	453.0	1.39	17.5
					COLD TRNS2	1.29	6.4	561.2	1.53	15.4
					COLD STAB	0.67	3.8	338.1	1.36	25.6
					HOT TRANS	1.57	5.6	410.2	1.41	20.9
				72	WEIGHTING	1.83	7.7	407.4	1.40	20.9
				75	WEIGHTING	1.38	5.9	384.5	1.39	22.3
043	75	TOYO	CORO	133	COLD TRNS1	4.60	74.5	659.6	4.10	11.2
					COLD TRNS2	2.79	58.3	616.5	2.87	12.4
					COLD STAB	1.64	26.1	438.3	3.96	18.3
					HOT TRANS	2.20	39.3	518.5	2.75	15.1
				72	WEIGHTING	2.45	42.2	518.4	3.75	15.0
				75	WEIGHTING	2.12	36.1	491.2	3.59	16.0
044	75	VOLK	SEDA	97	COLD TRNS1	6.24	107.2	409.9	1.82	14.8
					COLD TRNS2	2.69	62.1	536.4	2.23	13.8
					COLD STAB	1.54	42.0	349.6	1.02	21.1
					HOT TRANS	2.61	55.0	455.2	1.71	16.1
				72	WEIGHTING	2.68	58.7	400.8	1.43	17.7
				75	WEIGHTING	2.28	52.2	395.9	1.36	18.3
045	75	VOLK	RABB	90	COLD TRNS1	3.20	52.6	616.2	3.24	12.5
					COLD TRNS2	0.25	1.3	650.7	2.08	13.6
					COLD STAB	0.15	0.5	425.2	2.64	20.8
					HOT TRANS	0.40	2.6	540.9	1.98	16.3
				72	WEIGHTING	0.75	10.6	509.5	2.63	16.8
				75	WEIGHTING	0.47	5.3	488.0	2.48	17.8
076	72	AMMO	GREM	258	COLD TRNS1	6.79	103.6	576.7	3.85	11.7
					COLD TRNS2	4.22	39.7	630.0	3.88	12.6
					COLD STAB	2.60	16.5	445.5	3.67	18.5
					HOT TRANS	5.42	16.1	551.2	3.91	15.0
				72	WEIGHTING	3.74	38.0	509.7	3.75	15.3
				75	WEIGHTING	3.74	25.7	497.4	3.76	16.1

LISTING OF LOW SPEED CYCLE EMISSIONS AND FUEL ECONOMY RESULTS ON INDIVIDUAL VEHICLES

PHOENIX

VEH NO	YR	MAKE	MODL	CID	TEST TYPE	HC (GRAMS PER MILE)	CO (GRAMS PER MILE)	CO2 (GRAMS PER MILE)	NOXC (GRAMS PER MILE)	MPG FUEL ECON
077	72	BUIC	LESA	455	COLD TRNS1	10.96	188.7	1203.0	6.32	5.8
					COLD TRNS2	6.21	155.7	1329.2	5.30	5.6
					COLD STAB	3.51	70.3	843.8	6.73	9.2
					HOT TRANS	5.42	114.1	1075.6	6.10	7.0
					72 WEIGHTING	5.50	111.1	1015.5	6.35	7.4
					75 WEIGHTING	4.80	97.9	970.9	6.42	7.8
078	72	CADI	DEVI	472	COLD TRNS1	9.38	246.5	1091.2	2.07	5.9
					COLD TRNS2	5.04	141.0	1475.5	4.40	5.2
					COLD STAB	2.65	57.3	880.2	4.22	9.1
					HOT TRANS	4.07	76.9	1128.7	4.84	7.0
					72 WEIGHTING	4.44	111.2	1046.8	3.85	7.2
					75 WEIGHTING	3.75	85.0	1009.0	4.20	7.7
079	72	CHEV	VEGA	140	COLD TRNS1	11.95	149.0	509.9	1.21	11.4
					COLD TRNS2	2.75	22.4	574.0	2.88	14.4
					COLD STAB	1.32	13.5	361.8	2.13	22.9
					HOT TRANS	3.39	21.5	473.1	2.38	17.1
					72 WEIGHTING	3.66	41.3	435.1	2.11	17.3
					75 WEIGHTING	2.80	27.3	418.9	2.18	18.9
080	72	CHEV	MONT	350	COLD TRNS1	9.16	161.0	847.8	3.11	7.9
					COLD TRNS2	7.61	196.8	822.7	1.86	7.7
					COLD STAB	4.26	83.2	562.3	2.74	12.6
					HOT TRANS	6.26	122.5	696.9	2.07	9.8
					72 WEIGHTING	5.90	122.2	672.1	2.63	10.1
					75 WEIGHTING	5.42	109.0	640.5	2.54	10.7
081	72	CHEV	MALI	350	COLD TRNS1	23.47	179.0	878.2	3.04	7.2
					COLD TRNS2	7.26	127.3	1041.8	2.36	7.0
					COLD STAB	4.43	60.0	677.3	3.23	11.3
					HOT TRANS	6.23	91.9	870.3	2.36	8.6
					72 WEIGHTING	8.67	97.0	793.0	3.01	9.1
					75 WEIGHTING	6.67	83.2	771.4	2.94	9.6
082	72	CHEV	NOVA	307	COLD TRNS1	15.61	135.2	704.6	3.15	9.2
					COLD TRNS2	9.52	153.6	826.1	1.82	8.1
					COLD STAB	4.69	68.4	514.9	2.77	13.9
					HOT TRANS	6.68	93.1	778.1	2.15	9.4
					72 WEIGHTING	7.80	99.3	617.1	2.64	11.1
					75 WEIGHTING	6.49	87.4	619.4	2.57	11.4

LISTING OF LOW SPEED CYCLE EMISSIONS AND FUEL ECONOMY RESULTS ON INDIVIDUAL VEHICLES

PHOENIX

VEH NO	YR	MAKE	MODL	CID	TEST TYPE	-----GRAMS PER MILE----- HC	CO	CO2	NOXC	MPG FUEL ECON
083	72	CHEV	IMPA	350	COLD TRNS1	14.46	115.9	1000.0	3.56	7.2
					COLD TRNS2	7.42	112.9	1087.3	2.61	6.9
					COLD STAB	4.23	48.4	686.2	3.24	11.4
					HOT TRANS	6.05	72.5	885.6	2.67	8.7
					72 WEIGHTING	6.86	75.0	831.3	3.17	9.1
					75 WEIGHTING	5.78	65.4	794.4	3.08	9.7
084	72	CHEV	IMPA	400	COLD TRNS1	32.23	232.7	1112.4	5.39	5.6
					COLD TRNS2	6.85	167.2	1148.9	3.51	6.2
					COLD STAB	3.91	81.3	771.1	4.89	9.7
					HOT TRANS	6.61	132.4	912.4	3.46	7.8
					72 WEIGHTING	9.95	128.5	916.4	4.69	7.7
					75 WEIGHTING	7.13	113.3	866.1	4.48	8.3
085	72	DODG	DART	318	COLD TRNS1	7.17	127.7	809.7	2.22	8.6
					COLD TRNS2	4.68	97.0	976.9	1.76	7.8
					COLD STAB	2.04	31.4	644.0	1.57	12.7
					HOT TRANS	3.49	55.0	840.5	1.84	9.5
					72 WEIGHTING	3.58	63.7	746.3	1.73	10.3
					75 WEIGHTING	3.04	50.7	733.2	1.70	10.8
086	72	FORD	PINT	122	COLD TRNS1	5.97	92.0	493.2	3.88	13.5
					COLD TRNS2	5.58	71.5	598.4	4.06	12.2
					COLD STAB	4.29	35.8	397.3	4.15	19.0
					HOT TRANS	5.76	38.6	516.0	4.27	14.9
					72 WEIGHTING	4.88	54.1	458.3	4.08	15.9
					75 WEIGHTING	4.88	44.3	450.8	4.14	16.6
087	72	FORD	TORI	351	COLD TRNS1	9.40	186.7	1315.2	3.21	5.4
					COLD TRNS2	6.69	212.6	1297.5	2.39	5.4
					COLD STAB	3.50	88.5	930.0	2.46	8.2
					HOT TRANS	7.25	149.2	1061.8	2.24	6.7
					72 WEIGHTING	5.30	133.6	1081.6	2.59	6.8
					75 WEIGHTING	5.14	121.9	1025.5	2.46	7.2
088	72	FORD	MAVE	200	COLD TRNS1	10.64	186.3	639.4	3.20	9.2
					COLD TRNS2	9.93	267.5	646.0	1.86	8.1
					COLD STAB	5.88	125.6	432.3	2.73	13.7
					HOT TRANS	8.73	196.1	532.7	2.13	10.2
					72 WEIGHTING	7.65	167.3	517.2	2.63	11.0
					75 WEIGHTING	7.29	159.7	491.9	2.55	11.6

LISTING OF LOW SPEED CYCLE EMISSIONS AND FUEL ECONOMY RESULTS ON INDIVIDUAL VEHICLES

PHOENIX

VEH NO	YR	MAKE	MODL	CID	TEST TYPE	HC	CO	CO2	NOXC	MPG FUEL ECON
						-----GRAMS PER MILE-----				
089	72	FORD	LTD	351	COLD TRNS1	13.22	266.0	958.0	3.93	6.3
					COLD TRNS2	-10.10	263.0	887.1	3.64	6.7
					COLD STAB	5.25	109.3	701.7	4.81	10.0
					HOT TRANS	7.22	176.5	770.0	3.97	8.3
				72	WEIGHTING	7.80	171.9	790.0	4.39	8.2
				75	WEIGHTING	6.80	151.6	755.4	4.44	8.7
090	72	FORD	LTD	400	COLD TRNS1	9.89	169.0	1225.4	3.93	5.8
					COLD TRNS2	8.30	167.0	1060.8	3.42	6.6
					COLD STAB	4.31	62.5	720.7	3.17	10.7
					HOT TRANS	6.44	88.7	926.4	3.52	8.2
				72	WEIGHTING	6.22	105.0	889.3	3.37	8.3
				75	WEIGHTING	5.62	86.8	840.5	3.34	8.9
091	72	MERC	MARQ	400	COLD TRNS1	16.08	310.8	1242.8	2.98	5.0
					COLD TRNS2	20.30	451.8	1026.1	2.52	4.9
					COLD STAB	9.17	207.9	793.8	2.32	7.7
					HOT TRANS	12.47	316.4	920.8	3.03	6.1
				72	WEIGHTING	12.86	279.3	928.9	2.49	6.3
				75	WEIGHTING	11.51	263.6	881.1	2.56	6.7
092	72	OLDS	CUTL	350	COLD TRNS1	11.91	249.9	1080.9	3.13	5.9
					COLD TRNS2	7.12	211.7	959.3	1.64	6.8
					COLD STAB	4.14	94.0	625.2	2.48	11.3
					HOT TRANS	5.71	115.1	843.7	2.21	8.5
				72	WEIGHTING	6.26	148.8	783.2	2.43	8.6
				75	WEIGHTING	5.41	122.4	743.4	2.40	9.3
093	72	PLYM	DUST	225	COLD TRNS1	6.83	148.7	539.6	3.06	11.2
					COLD TRNS2	6.00	199.2	525.0	2.61	10.4
					COLD STAB	2.97	74.9	387.2	3.23	17.3
					HOT TRANS	4.41	106.7	487.8	3.09	13.3
				72	WEIGHTING	4.35	115.4	445.6	3.07	13.9
				75	WEIGHTING	3.90	99.6	435.4	3.13	14.7
094	72	PLYM	FURY	360	COLD TRNS1	12.19	164.6	871.3	4.31	7.6
					COLD TRNS2	10.20	250.9	988.0	3.35	6.3
					COLD STAB	5.19	122.3	654.3	3.22	10.3
					HOT TRANS	7.59	154.1	841.6	3.59	8.0
				72	WEIGHTING	7.59	157.7	766.6	3.46	8.5
				75	WEIGHTING	6.77	144.8	745.6	3.41	8.9

LISTING OF LOW SPEED CYCLE EMISSIONS AND FUEL ECONOMY RESULTS ON INDIVIDUAL VEHICLES

PHOENIX

VEH NO	YR	MAKE	MODL	CID	TEST TYPE	HC (GRAMS PER MILE)	CO (GRAMS PER MILE)	CO2 (GRAMS PER MILE)	NOXC (GRAMS PER MILE)	MPG FUEL ECON
095	72	PONT	CATA	400	COLD TRNS1	17.97	90.6	1075.0	3.70	7.0
					COLD TRNS2	21.75	19.2	1297.0	2.87	6.4
					COLD STAB	10.25	9.8	812.5	2.54	10.3
					HOT TRANS	15.03	16.0	1031.8	3.04	8.0
				72	WEIGHTING	14.17	27.2	965.4	2.83	8.4
				75	WEIGHTING	13.03	18.7	928.7	2.78	8.9
096	72	PONT	LEMA	350	COLD TRNS1	10.11	154.3	893.2	2.35	7.6
					COLD TRNS2	10.87	301.4	857.2	2.04	6.5
					COLD STAB	5.64	134.9	599.8	2.37	10.7
					HOT TRANS	8.64	199.4	754.1	2.41	8.1
				72	WEIGHTING	7.60	173.9	710.4	2.29	8.8
				75	WEIGHTING	7.18	166.5	682.8	2.34	9.2
097	72	DATS	STAW	97	COLD TRNS1	7.76	55.0	454.0	4.30	15.7
					COLD TRNS2	5.77	27.4	525.1	4.40	15.1
					COLD STAB	2.69	14.8	289.7	2.78	27.6
					HOT TRANS	4.93	23.4	428.1	4.06	18.5
				72	WEIGHTING	4.31	25.2	371.1	3.41	20.9
				75	WEIGHTING	3.90	21.2	356.5	3.35	22.1
098	72	TOYO	CORO	120	COLD TRNS1	11.52	91.3	449.2	3.40	14.1
					COLD TRNS2	2.92	28.5	616.5	2.45	13.2
					COLD STAB	1.96	19.1	389.3	2.80	20.9
					HOT TRANS	5.13	17.5	480.2	2.50	16.9
				72	WEIGHTING	3.99	34.9	448.9	2.84	17.2
				75	WEIGHTING	3.56	25.5	435.8	2.75	18.2
099	72	VOLK	SEDA	97	COLD TRNS1	8.59	83.7	378.4	2.36	16.5
					COLD TRNS2	7.68	58.1	482.6	2.65	14.8
					COLD STAB	2.80	29.8	342.3	2.49	22.3
					HOT TRANS	5.20	37.2	416.4	2.49	18.1
				72	WEIGHTING	4.94	46.1	378.9	2.50	19.0
				75	WEIGHTING	4.27	38.5	375.1	2.49	19.8
100	72	VOLK	SEDA	103	COLD TRNS1	10.93	72.6	608.8	1.83	11.7
					COLD TRNS2	7.59	35.2	651.5	1.38	12.1
					COLD STAB	2.40	17.6	472.4	1.13	17.5
					HOT TRANS	5.12	56.5	554.7	1.00	13.5
				72	WEIGHTING	5.13	31.9	536.5	1.32	14.7
				75	WEIGHTING	4.20	32.7	518.9	1.18	15.2

APPENDIX H - LISTING OF HIGH SPEED CYCLE EMISSIONS AND FUEL ECONOMY RESULTS ON INDIVIDUAL VEHICLES

Legend

VEH NO. - Vehicle Number

YR - Model Year

MAKE - Vehicle Make

MODL - Vehicle Model

CID - Engine Displacement in Cubic Inches

TEST TYPE - Indicates the Portion of the Test or Composite

- COLD TRANS - Cold transient portion of test (520 sec-3.835 miles)
- COLD STAB - Cold stabilized portion of test (878 sec-9.773 miles)
- HOT TRANS - Hot transient portion of test (520 sec-3.835 miles)
- 72 WEIGHTING - Composite of Cold Transient and Cold Stabilized portions (uses same methods as 1972 Federal Test Procedure)
- 75 WEIGHTING - Composite of Total Test using same methods of calculation as 1975 Federal Test Procedure.

HC - Hydrocarbon Emissions in grams per mile

CO - Carbon Monoxide Emissions in grams per mile

CO2 - Carbon Dioxide Emission in grams per mile

NOXC - Oxides of Nitrogen Emissions Corrected for Humidity in grams per mile

FUEL ECON - Fuel Economy Calculated by the Carbon Balance Method in miles per gallon

APPENDIX H

LISTING OF HIGH SPEED CYCLE EMISSIONS AND FUEL ECONOMY RESULTS ON INDIVIDUAL VEHICLES

CHICAGO

VEH NO	YR	MAKE	MODL	CID	TEST TYPE	HC	CO	CO2	NOXC	MPG FUEL ECON
						-----GRAMS PER MILE-----				
011	75	AMMO	HORN	258	COLD TRANS	1.92	37.7	579.7	2.17	13.8
					COLD STAB	0.46	10.4	473.0	1.84	18.1
					HOT TRANS	1.76	19.7	508.4	1.92	16.3
					72 WEIGHTING	0.87	18.1	503.1	1.94	16.6
					75 WEIGHTING	0.85	15.2	491.6	1.90	17.1
012	75	BUIC	REGA	350	COLD TRANS	1.42	27.4	699.6	3.14	11.9
					COLD STAB	0.08	2.4	528.5	2.61	16.7
					HOT TRANS	0.39	3.9	595.8	2.36	14.7
					72 WEIGHTING	0.46	9.4	576.7	2.76	15.0
					75 WEIGHTING	0.29	5.6	560.0	2.64	15.6
013	75	BUIC	ELEC	455	COLD TRANS	1.75	17.1	776.8	5.11	11.0
					COLD STAB	0.22	4.4	600.7	4.00	14.6
					HOT TRANS	0.92	12.5	664.5	3.71	12.9
					72 WEIGHTING	0.66	7.9	650.3	4.31	13.3
					75 WEIGHTING	0.52	7.2	632.3	4.09	13.8
014	75	BUIC	LESA	350	COLD TRANS	2.16	33.9	687.8	3.13	11.9
					COLD STAB	0.36	9.1	523.2	2.51	16.5
					HOT TRANS	0.95	13.5	572.9	2.40	14.9
					72 WEIGHTING	0.87	16.1	569.6	2.69	14.9
					75 WEIGHTING	0.67	12.8	551.2	2.57	15.5
015	75	CADI	DEVI	500	COLD TRANS	3.21	51.1	784.2	0.86	10.1
					COLD STAB	0.62	36.9	592.7	0.84	13.6
					HOT TRANS	1.27	43.1	662.1	0.89	12.1
					72 WEIGHTING	1.35	40.9	646.7	0.85	12.4
					75 WEIGHTING	1.04	39.6	627.1	0.85	12.8
016	75	CHEV	VEGA	140	COLD TRANS	3.77	45.8	338.3	2.03	21.0
					COLD STAB	0.23	4.8	274.0	2.47	31.4
					HOT TRANS	0.43	9.2	311.2	2.00	27.1
					72 WEIGHTING	1.22	16.4	292.1	2.34	27.6
					75 WEIGHTING	0.69	10.5	287.8	2.34	29.0
017	75	CHEV	NOVA	250	COLD TRANS	2.25	26.3	565.9	2.59	14.4
					COLD STAB	0.15	7.6	493.2	1.80	17.6
					HOT TRANS	0.80	8.2	521.8	1.69	16.5
					72 WEIGHTING	0.75	12.9	513.7	2.02	16.6
					75 WEIGHTING	0.51	10.0	506.6	1.88	16.9

APPENDIX H,CONT'D

LISTING OF HIGH SPEED CYCLE EMISSIONS AND FUEL ECONOMY RESULTS ON INDIVIDUAL VEHICLES

CHICAGO

VEH NO	YR	MAKE	MODL	CID	TEST TYPE	HC	CO	CO2	NOXC	MPG FUEL ECON
						-----GRAMS PER MILE-----				
018	75	CHEV	MALI	350	COLD TRANS	2.36	46.6	611.8	2.65	12.8
					COLD STAB	0.40	16.9	498.3	2.32	16.9
					HOT TRANS	0.36	15.8	545.9	1.65	15.5
					72 WEIGHTING	0.96	25.3	530.3	2.42	15.5
					75 WEIGHTING	0.64	20.3	519.7	2.25	16.0
019	75	CHEV	IMPA	350	COLD TRANS	2.75	27.3	696.8	3.08	11.9
					COLD STAB	0.15	6.5	546.4	2.70	15.9
					HOT TRANS	0.28	7.2	580.4	2.29	15.0
					72 WEIGHTING	0.88	12.3	588.8	2.81	14.5
					75 WEIGHTING	0.48	9.1	570.1	2.68	15.1
020	75	CHEV	IMPA	350	COLD TRANS	1.34	21.4	670.8	3.38	12.5
					COLD STAB	0.12	4.4	540.5	3.04	16.2
					HOT TRANS	0.38	4.4	592.4	2.76	14.8
					72 WEIGHTING	0.46	9.2	577.2	3.13	15.0
					75 WEIGHTING	0.31	6.5	564.6	3.04	15.4
021	75	CHEV	CAPR	400	COLD TRANS	1.12	19.1	544.9	2.60	15.3
					COLD STAB	0.05	0.2	584.5	4.63	15.2
					HOT TRANS	0.27	0.8	648.7	4.15	13.6
					72 WEIGHTING	0.35	5.6	573.3	4.06	15.2
					75 WEIGHTING	0.21	2.6	590.0	4.31	14.9
022	75	CHRY	NEWP	400	COLD TRANS	13.73	125.4	811.8	2.28	8.4
					COLD STAB	0.09	10.4	642.5	2.58	13.5
					HOT TRANS	0.49	18.4	740.4	2.26	11.5
					72 WEIGHTING	3.93	42.8	690.2	2.50	11.5
					75 WEIGHTING	1.81	25.6	678.8	2.49	12.2
023	75	DODG	CHAR	318	COLD TRANS	4.82	143.8	616.1	1.96	10.4
					COLD STAB	1.71	72.4	507.4	2.51	14.2
					HOT TRANS	2.71	87.8	552.6	2.26	12.7
					72 WEIGHTING	2.59	92.5	538.0	2.36	12.8
					75 WEIGHTING	2.25	83.5	527.8	2.40	13.3
024	75	DODG	DART	225	COLD TRANS	2.34	31.5	575.9	3.13	14.0
					COLD STAB	0.23	8.3	434.8	2.22	19.8
					HOT TRANS	0.96	18.4	460.9	1.94	18.0
					72 WEIGHTING	0.82	14.8	474.6	2.48	17.7
					75 WEIGHTING	0.60	12.7	456.1	2.29	18.6

APPENDIX H,CONT'D

LISTING OF HIGH SPEED CYCLE EMISSIONS AND FUEL ECONOMY RESULTS ON INDIVIDUAL VEHICLES

CHICAGO

VEH NO	YR	MAKE	MODL	CID	TEST TYPE	HC	CO	CO2	NOXC	MPG FUEL ECON
						-----GRAMS PER MILE-----				
025	75	FORD	PINT	140	COLD TRANS	2.14	34.6	438.3	2.74	17.8
					COLD STAB	0.44	7.4	341.1	3.13	25.1
					HOT TRANS	0.42	9.1	387.4	2.60	22.0
				72	WEIGHTING	0.92	15.1	368.5	3.02	22.5
				75	WEIGHTING	0.64	11.0	360.3	3.00	23.4
026	75	FORD	ELIT	351	COLD TRANS	7.01	173.9	757.2	2.18	8.4
					COLD STAB	1.09	21.9	682.0	1.55	12.3
					HOT TRANS	6.18	66.8	745.6	1.53	10.2
				72	WEIGHTING	2.76	64.7	703.2	1.73	10.9
				75	WEIGHTING	2.63	47.5	701.3	1.62	11.3
027	75	FORD	GRAN	250	COLD TRANS	2.65	47.1	669.0	2.48	11.8
					COLD STAB	0.38	17.8	564.7	1.82	14.9
					HOT TRANS	1.08	31.4	576.4	1.77	14.1
				72	WEIGHTING	1.02	26.1	594.1	2.00	13.9
				75	WEIGHTING	0.77	23.6	579.2	1.89	14.3
028	75	FORD	LTD	351	COLD TRANS	1.45	10.6	785.7	4.93	11.0
					COLD STAB	0.59	5.1	605.7	4.73	14.4
					HOT TRANS	1.04	6.8	648.0	4.17	13.4
				72	WEIGHTING	0.83	6.7	656.4	4.79	13.3
				75	WEIGHTING	0.76	6.0	634.3	4.66	13.7
029	75	FORD	LTD	400	COLD TRANS	1.54	20.4	956.3	2.71	8.9
					COLD STAB	0.18	6.1	696.9	2.30	12.6
					HOT TRANS	0.81	12.4	780.9	2.24	11.1
				72	WEIGHTING	0.57	10.1	770.0	2.41	11.3
				75	WEIGHTING	0.45	8.8	741.8	2.34	11.7
030	75	MERC	COUG	351	COLD TRANS	1.43	11.3	785.7	4.82	11.0
					COLD STAB	0.58	4.0	608.5	4.06	14.4
					HOT TRANS	1.20	9.1	669.1	3.87	12.9
				72	WEIGHTING	0.82	6.0	658.4	4.27	13.2
				75	WEIGHTING	0.78	5.7	639.7	4.12	13.6
031	75	MERC	MONT	351	COLD TRANS	1.46	25.6	793.8	4.09	10.6
					COLD STAB	0.56	13.2	613.9	4.00	13.9
					HOT TRANS	1.28	23.0	671.0	3.72	12.5
				72	WEIGHTING	0.81	16.7	664.6	4.02	12.8
				75	WEIGHTING	0.78	16.3	644.9	3.96	13.2

APPENDIX H,CONT'D

LISTING OF HIGH SPEED CYCLE EMISSIONS AND FUEL ECONOMY RESULTS ON INDIVIDUAL VEHICLES

CHICAGO

VEH NO	YR	MAKE	MODL	CID	TEST TYPE	HC	CO	CO2	NOXC	MPG FUEL ECON
						-----GRAMS PER MILE-----				
032	75	OLDS	DELT	350	COLD TRANS	3.79	45.2	608.8	1.38	12.8
					COLD STAB	0.56	22.7	503.9	0.98	16.4
					HOT TRANS	1.31	31.0	527.0	0.89	15.3
				72	WEIGHTING	1.47	29.0	533.4	1.09	15.2
				75	WEIGHTING	1.07	26.7	520.3	1.02	15.7
033	75	OLDS	CUTL	350	COLD TRANS	1.43	15.8	613.1	1.03	13.8
					COLD STAB	0.16	14.3	474.7	1.04	17.8
					HOT TRANS	0.55	20.0	496.9	0.82	16.7
				72	WEIGHTING	0.52	14.8	513.7	1.04	16.5
				75	WEIGHTING	0.38	15.4	495.0	1.00	17.1
034	75	OLDS	98	455	COLD TRANS	2.55	23.5	744.3	2.18	11.2
					COLD STAB	0.29	14.1	572.3	2.05	14.9
					HOT TRANS	0.74	19.0	619.5	1.64	13.6
				72	WEIGHTING	0.92	16.7	620.8	2.09	13.7
				75	WEIGHTING	0.63	16.0	600.7	2.00	14.1
035	75	PLYM	FURY	318	COLD TRANS	4.41	168.7	540.3	1.26	10.8
					COLD STAB	0.08	1.5	506.2	3.17	17.4
					HOT TRANS	0.28	1.9	560.5	2.59	15.7
				72	WEIGHTING	1.30	48.6	515.8	2.63	14.9
				75	WEIGHTING	0.64	21.9	519.1	2.84	16.0
036	75	PLYM	DUST	225	COLD TRANS	2.04	52.9	442.5	1.59	16.7
					COLD STAB	0.29	17.6	368.5	1.29	22.4
					HOT TRANS	0.94	19.7	362.4	1.16	22.4
				72	WEIGHTING	0.78	27.5	389.4	1.37	20.4
				75	WEIGHTING	0.61	22.2	376.5	1.30	21.5
037	75	PONT	CATA	400	COLD TRANS	1.95	44.4	729.9	4.09	11.0
					COLD STAB	0.19	3.8	539.9	4.44	16.2
					HOT TRANS	0.47	4.6	593.4	4.11	14.7
				72	WEIGHTING	0.68	15.3	593.5	4.34	14.3
				75	WEIGHTING	0.45	8.9	571.6	4.34	15.1
038	75	PONT	LEMA	350	COLD TRANS	3.60	71.0	642.8	4.58	11.6
					COLD STAB	0.68	18.2	498.2	4.52	16.8
					HOT TRANS	1.74	31.9	549.4	3.64	14.7
				72	WEIGHTING	1.50	33.1	539.0	4.53	14.9
				75	WEIGHTING	1.20	26.8	524.0	4.38	15.6

APPENDIX H,CONT'D

LISTING OF HIGH SPEED CYCLE EMISSIONS AND FUEL ECONOMY RESULTS ON INDIVIDUAL VEHICLES

CHICAGO

VEH NO	YR	MAKE	MODL	CID	TEST TYPE	-----GRAMS PER MILE----- HC	CO	CO2	NOXC	MPG FUEL ECON
039	75	PONT	STAW	455	COLD TRANS	3.57	33.6	836.1	2.72	9.9
					COLD STAB	0.55	8.8	609.9	3.29	14.2
					HOT TRANS	1.85	18.9	655.1	2.57	12.9
				72	WEIGHTING	1.40	15.8	673.6	3.13	12.6
				75	WEIGHTING	1.12	13.5	644.5	3.10	13.3
040	76	CAPR	SEDA	140	COLD TRANS	1.66	26.2	509.9	2.97	16.0
					COLD STAB	0.44	5.4	378.4	2.63	22.9
					HOT TRANS	0.52	8.5	421.7	2.48	20.3
				72	WEIGHTING	0.78	11.3	415.5	2.72	20.4
				75	WEIGHTING	0.60	8.4	401.3	2.65	21.3
041	75	DATS	B210	85	COLD TRANS	2.00	31.4	363.9	4.35	21.2
					COLD STAB	1.20	13.6	287.4	4.30	28.4
					HOT TRANS	1.52	15.9	293.4	3.57	27.5
				72	WEIGHTING	1.42	18.6	308.9	4.32	25.9
				75	WEIGHTING	1.35	16.1	297.6	4.19	27.1
042	75	HOND	CIVI	91	COLD TRANS	2.84	10.4	303.8	2.16	27.0
					COLD STAB	0.34	3.6	248.4	2.56	34.8
					HOT TRANS	3.83	6.3	277.7	2.19	29.6
				72	WEIGHTING	1.05	5.5	264.0	2.45	32.2
				75	WEIGHTING	1.20	4.9	259.8	2.45	32.7
043	75	TOYO	CORO	133	COLD TRANS	1.36	12.2	466.0	5.12	18.1
					COLD STAB	0.67	5.3	352.9	5.05	24.4
					HOT TRANS	0.90	6.0	416.4	3.82	20.7
				72	WEIGHTING	0.86	7.3	384.8	5.07	22.2
				75	WEIGHTING	0.79	6.3	376.8	4.86	22.8
044	75	VOLK	SEDA	97	COLD TRANS	1.58	21.1	342.2	2.81	23.3
					COLD STAB	0.63	4.8	270.0	2.37	31.7
					HOT TRANS	0.77	5.6	310.6	2.14	27.6
				72	WEIGHTING	0.90	9.4	290.4	2.49	28.8
				75	WEIGHTING	0.77	6.9	285.3	2.38	29.7
045	75	VOLK	DASH	90	COLD TRANS	2.61	39.4	406.5	2.33	18.6
					COLD STAB	0.23	6.0	334.7	2.13	25.7
					HOT TRANS	0.31	8.7	361.1	1.89	23.6
				72	WEIGHTING	0.90	15.4	355.0	2.19	23.2
				75	WEIGHTING	0.53	10.5	347.7	2.12	24.3

APPENDIX H,CONT'D

LISTING OF HIGH SPEED CYCLE EMISSIONS AND FUEL ECONOMY RESULTS ON INDIVIDUAL VEHICLES

CHICAGO

VEH NO	YR	MAKE	MODL	CID	TEST TYPE	-----GRAMS PER MILE----- HC	CO	CO2	NOXC	MPG FUEL ECON
076	72	AMMO	HORN	258	COLD TRANS	3.08	65.6	517.7	5.59	14.1
					COLD STAB	1.13	9.8	415.5	6.57	20.4
					HOT TRANS	1.97	10.4	430.9	5.92	19.6
					72 WEIGHTING	1.68	25.5	444.3	6.30	18.1
					75 WEIGHTING	1.50	16.6	430.4	6.35	19.2
077	72	BUIC	ELEC	455	COLD TRANS	4.21	51.7	832.0	8.61	9.6
					COLD STAB	1.82	11.8	598.2	8.59	14.3
					HOT TRANS	3.35	20.3	672.8	9.06	12.4
					72 WEIGHTING	2.49	23.0	664.1	8.59	12.5
					75 WEIGHTING	2.35	18.0	638.5	8.67	13.2
078	72	CADI	DEVI	472	COLD TRANS	2.86	61.6	889.3	5.64	8.9
					COLD STAB	1.45	16.1	621.8	6.00	13.6
					HOT TRANS	2.31	28.6	740.8	5.59	11.2
					72 WEIGHTING	1.85	29.0	697.2	5.90	11.9
					75 WEIGHTING	1.76	23.6	673.4	5.89	12.4
079	72	CHEV	VEGA	140	COLD TRANS	3.56	36.9	375.1	2.97	20.0
					COLD STAB	1.02	21.4	281.0	2.80	27.9
					HOT TRANS	1.48	26.7	330.1	2.46	23.6
					72 WEIGHTING	1.74	25.8	307.5	2.85	25.1
					75 WEIGHTING	1.40	24.2	300.3	2.77	25.9
080	72	CHEV	MONT	350	COLD TRANS	5.28	65.1	580.3	5.52	12.7
					COLD STAB	2.44	31.5	432.7	5.57	18.1
					HOT TRANS	3.84	41.7	470.4	5.06	16.2
					72 WEIGHTING	3.24	41.0	474.3	5.55	16.2
					75 WEIGHTING	3.01	37.2	456.6	5.48	16.9
081	72	CHEV	MONT	350	COLD TRANS	5.14	72.7	618.2	3.06	11.9
					COLD STAB	1.81	21.8	472.6	2.96	17.3
					HOT TRANS	2.65	34.4	530.2	3.10	15.0
					72 WEIGHTING	2.75	36.2	513.6	2.99	15.3
					75 WEIGHTING	2.35	30.0	499.5	2.99	16.0
082	72	CHEV	NOVA	307	COLD TRANS	32.76	48.8	544.2	4.35	12.2
					COLD STAB	20.61	19.4	401.0	5.86	17.9
					HOT TRANS	23.03	29.4	452.0	4.54	15.5
					72 WEIGHTING	24.03	27.7	441.3	5.44	15.8
					75 WEIGHTING	22.47	24.6	426.5	5.47	16.5

APPENDIX H,CONT'D

LISTING OF HIGH SPEED CYCLE EMISSIONS AND FUEL ECONOMY RESULTS ON INDIVIDUAL VEHICLES

CHICAGO

VEH NO	YR	MAKE	MODL	CID	TEST TYPE	HC	CO	CO2	NOXC	MPG FUEL ECON
						-----GRAMS PER MILE-----				
083	72	CHEV	IMPA	350	COLD TRANS	4.58	89.9	653.2	4.52	11.0
					COLD STAB	2.70	56.6	483.9	4.83	15.3
					HOT TRANS	3.17	64.5	569.0	4.11	13.0
					72 WEIGHTING	3.23	66.0	531.6	4.74	13.7
					75 WEIGHTING	3.01	61.9	518.1	4.67	14.2
084	72	CHEV	CHEV	400	COLD TRANS	8.23	90.9	564.4	4.45	12.1
					COLD STAB	2.88	43.4	462.3	4.91	16.4
					HOT TRANS	5.94	77.8	540.3	4.28	13.0
					72 WEIGHTING	4.39	56.8	491.1	4.78	14.9
					75 WEIGHTING	4.02	54.7	487.2	4.75	15.1
085	72	DODG	CORO	318	COLD TRANS	4.82	54.6	557.5	4.32	13.5
					COLD STAB	2.15	14.7	441.4	4.97	18.8
					HOT TRANS	3.57	28.1	473.2	4.15	16.8
					72 WEIGHTING	2.90	26.0	474.1	4.79	16.9
					75 WEIGHTING	2.70	21.7	460.6	4.76	17.6
086	72	FORD	PINT	122	COLD TRANS	4.69	58.1	333.8	2.49	20.2
					COLD STAB	2.14	24.6	263.9	2.98	28.7
					HOT TRANS	2.76	26.4	298.5	2.84	25.5
					72 WEIGHTING	2.86	34.0	283.6	2.84	25.6
					75 WEIGHTING	2.55	28.9	277.9	2.90	26.8
087	72	FORD	TORI	351	COLD TRANS	9.68	144.6	590.9	4.03	10.5
					COLD STAB	2.04	19.6	483.7	5.51	17.0
					HOT TRANS	2.98	26.1	522.1	5.14	15.5
					72 WEIGHTING	4.20	54.8	513.9	5.10	14.5
					75 WEIGHTING	3.12	35.8	502.8	5.27	15.6
088	72	FORD	MAVE	200	COLD TRANS	2.90	26.4	428.8	5.75	18.5
					COLD STAB	1.73	5.7	309.6	5.93	27.4
					HOT TRANS	2.19	7.4	351.6	5.17	24.0
					72 WEIGHTING	2.06	11.5	343.2	5.88	24.1
					75 WEIGHTING	1.95	8.5	330.8	5.79	25.3
089	72	FORD	LTD	351	COLD TRANS	5.40	59.6	644.7	7.41	11.7
					COLD STAB	2.95	38.5	481.8	6.65	16.1
					HOT TRANS	5.18	44.6	547.1	6.97	14.0
					72 WEIGHTING	3.64	44.4	527.7	6.86	14.6
					75 WEIGHTING	3.61	42.0	512.0	6.79	15.1

APPENDIX H,CONT'D

LISTING OF HIGH SPEED CYCLE EMISSIONS AND FUEL ECONOMY RESULTS ON INDIVIDUAL VEHICLES

CHICAGO

VEH NO	YR	MAKE	MODL	CID	TEST TYPE	-----GRAMS PER MILE----- HC	CO	CO2	NOXC	MPG FUEL ECON
090	72	FORD	STAW	400	COLD TRANS	11.84	123.2	647.4	6.10	10.1
					COLD STAB	1.80	15.7	517.7	7.15	16.2
					HOT TRANS	3.63	31.6	553.8	7.31	14.4
				72	WEIGHTING	4.63	46.0	554.3	6.86	13.8
				75	WEIGHTING	3.31	31.3	539.2	7.05	14.8
091	72	MERC	MONR	400	COLD TRANS	8.97	83.1	651.0	6.25	11.0
					COLD STAB	1.81	17.6	500.5	7.43	16.6
					HOT TRANS	3.25	29.5	537.3	7.19	14.9
				72	WEIGHTING	3.83	36.0	542.9	7.10	14.5
				75	WEIGHTING	2.91	27.4	524.6	7.25	15.4
092	72	OLDS	DELT	350	COLD TRANS	6.33	84.3	671.2	5.89	10.8
					COLD STAB	3.60	31.3	517.9	6.51	15.3
					HOT TRANS	4.99	42.0	580.8	5.90	13.4
				72	WEIGHTING	4.37	46.2	561.1	6.34	13.7
				75	WEIGHTING	4.15	39.4	546.6	6.34	14.3
093	72	PLYM	VALI	225	COLD TRANS	5.38	55.2	431.7	7.17	16.6
					COLD STAB	1.88	28.1	331.1	5.75	23.3
					HOT TRANS	2.56	27.2	353.8	6.16	21.9
				72	WEIGHTING	2.87	35.7	359.4	6.15	20.9
				75	WEIGHTING	2.41	31.2	346.9	5.99	22.0
094	72	PLYM	FRY3	360	COLD TRANS	5.28	105.4	524.5	5.70	12.6
					COLD STAB	2.26	41.0	418.8	6.15	18.1
					HOT TRANS	3.13	65.0	463.8	6.32	15.4
				72	WEIGHTING	3.11	59.1	448.5	6.02	16.1
				75	WEIGHTING	2.77	52.7	438.8	6.12	16.7
095	72	PONT	GRNV	455	COLD TRANS	4.85	38.8	794.5	6.96	10.2
					COLD STAB	2.58	14.3	597.2	9.32	14.1
					HOT TRANS	4.12	34.0	623.1	8.47	12.9
				72	WEIGHTING	3.22	21.2	652.8	8.65	12.7
				75	WEIGHTING	3.10	20.4	625.3	8.89	13.3
096	72	PONT	LEMA	350	COLD TRANS	5.37	57.1	638.1	4.52	11.9
					COLD STAB	2.43	19.9	472.2	4.99	17.4
					HOT TRANS	3.32	26.5	542.0	4.79	14.9
				72	WEIGHTING	3.26	30.4	518.9	4.86	15.4
				75	WEIGHTING	2.93	25.5	503.5	4.90	16.1

APPENDIX H,CONT'D

LISTING OF HIGH SPEED CYCLE EMISSIONS AND FUEL ECONOMY RESULTS ON INDIVIDUAL VEHICLES

CHICAGO

VEH NO	YR	MAKE	MODL	CID	TEST TYPE	HC	CO	CO2	NOXC	MPG FUEL ECON
						-----GRAMS PER MILE-----				
097	72	DATS	SEDA	97	COLD TRANS	3.32	18.9	307.0	3.46	25.6
					COLD STAB	1.51	7.4	242.3	3.77	34.3
					HOT TRANS	2.41	13.6	261.2	3.21	30.6
				72	WEIGHTING	2.02	10.6	260.5	3.68	31.3
				75	WEIGHTING	1.87	9.8	253.1	3.64	32.3
098	72	TOYO	CORO	120	COLD TRANS	3.25	51.9	359.2	4.79	19.7
					COLD STAB	0.92	7.8	299.3	5.48	28.2
					HOT TRANS	2.08	10.5	320.4	4.76	25.8
				72	WEIGHTING	1.58	20.2	316.2	5.28	25.2
				75	WEIGHTING	1.39	13.5	309.9	5.28	26.4
099	72	VOLK	SEDA	97	COLD TRANS	5.12	50.3	329.0	3.75	20.9
					COLD STAB	1.60	24.5	259.1	3.51	29.3
					HOT TRANS	2.03	37.7	283.3	2.96	25.4
				72	WEIGHTING	2.59	31.8	278.8	3.58	26.3
				75	WEIGHTING	2.09	29.8	271.5	3.45	27.3
100	72	VOLK	SEDA	97	COLD TRANS	4.46	49.4	322.5	4.04	21.4
					COLD STAB	1.61	18.5	258.9	3.69	30.3
					HOT TRANS	2.60	32.5	284.7	3.06	25.8
				72	WEIGHTING	2.41	27.2	276.8	3.79	27.1
				75	WEIGHTING	2.11	24.5	270.7	3.63	28.1

APPENDIX H

LISTING OF HIGH SPEED CYCLE EMISSIONS AND FUEL ECONOMY RESULTS ON INDIVIDUAL VEHICLES

HOUSTON

VEH NO	YR	MAKE	MODEL	CID	TEST TYPE	-----GRAMS PER MILE----- HC	CO	CO2	NOXC	MPG FUEL ECON
011	75	AMMO	HORN	258	COLD TRANS	1.76	42.1	557.7	2.58	14.1
					COLD STAB	0.57	5.8	451.9	2.44	19.2
					HOT TRANS	1.54	6.7	486.6	2.80	17.7
					72 WEIGHTING	0.90	16.0	481.7	2.48	17.4
					75 WEIGHTING	0.87	10.3	470.3	2.51	18.1
012	75	BUIC	CENT	350	COLD TRANS	1.81	26.0	664.9	3.24	12.5
					COLD STAB	0.10	1.2	510.2	2.71	17.3
					HOT TRANS	0.43	3.4	560.5	2.27	15.7
					72 WEIGHTING	0.58	8.2	553.8	2.86	15.6
					75 WEIGHTING	0.36	4.5	537.0	2.71	16.3
013	75	BUIC	STAW	455	COLD TRANS	2.52	47.8	806.8	3.67	10.0
					COLD STAB	0.32	8.4	657.7	2.81	13.2
					HOT TRANS	0.99	19.7	705.3	2.48	12.0
					72 WEIGHTING	0.94	19.5	699.7	3.05	12.1
					75 WEIGHTING	0.69	15.0	683.4	2.86	12.5
014	75	BUIC	REGA	350	COLD TRANS	1.40	17.8	639.8	2.68	13.2
					COLD STAB	0.05	0.8	500.9	2.22	17.7
					HOT TRANS	0.32	2.1	552.0	1.93	16.0
					72 WEIGHTING	0.43	5.6	540.1	2.35	16.1
					75 WEIGHTING	0.25	3.0	526.0	2.23	16.7
015	75	CADI	DEVI	500	COLD TRANS	3.76	159.7	725.4	0.99	9.0
					COLD STAB	1.06	87.0	575.8	0.65	12.4
					HOT TRANS	1.99	87.9	618.7	0.86	11.6
					72 WEIGHTING	1.82	107.5	617.9	0.75	11.2
					75 WEIGHTING	1.54	95.9	600.8	0.73	11.7
016	75	CHEV	VEGA	140	COLD TRANS	4.36	53.9	342.7	3.88	20.1
					COLD STAB	0.71	15.9	266.9	3.40	30.2
					HOT TRANS	2.88	31.8	310.5	3.12	24.0
					72 WEIGHTING	1.74	26.6	288.2	3.53	26.4
					75 WEIGHTING	1.50	23.1	283.1	3.41	27.4
017	75	CHEV	NOVA	250	COLD TRANS	2.97	39.3	548.8	2.27	14.3
					COLD STAB	0.19	5.5	454.6	1.58	19.1
					HOT TRANS	1.30	11.1	484.7	1.78	17.5
					72 WEIGHTING	0.98	15.0	481.1	1.77	17.5
					75 WEIGHTING	0.71	10.5	470.8	1.69	18.1

APPENDIX H,CONT'D

LISTING OF HIGH SPEED CYCLE EMISSIONS AND FUEL ECONOMY RESULTS ON INDIVIDUAL VEHICLES

HOUSTON

VEH NO	YR	MAKE	MODEL	CID	TEST TYPE	-----GRAMS PER MILE----- HC	CO	CO2	NOXC	MPG FUEL ECON
018	75	CHEV	MALI	350	COLD TRANS	1.23	21.1	662.7	2.68	12.7
					COLD STAB	0.08	0.2	523.4	2.52	16.9
					HOT TRANS	0.21	1.1	572.1	2.17	15.4
					72 WEIGHTING	0.41	6.1	562.7	2.57	15.5
					75 WEIGHTING	0.24	2.9	548.1	2.49	16.0
019	75	CHEV	IMPA	350	COLD TRANS	2.28	38.0	702.5	4.06	11.5
					COLD STAB	0.10	2.7	566.4	4.00	15.5
					HOT TRANS	0.32	3.0	611.1	3.49	14.4
					72 WEIGHTING	0.71	12.7	604.8	4.01	14.2
					75 WEIGHTING	0.40	7.1	590.1	3.92	14.7
020	75	CHEV	IMPA	350	COLD TRANS	2.72	34.8	636.7	5.48	12.7
					COLD STAB	0.27	6.5	536.1	5.30	16.2
					HOT TRANS	0.81	13.2	567.4	4.82	15.0
					72 WEIGHTING	0.96	14.5	564.4	5.35	15.0
					75 WEIGHTING	0.65	11.0	553.3	5.24	15.5
021	75	CHEV	STAW	400	COLD TRANS	0.82	15.5	827.6	5.94	10.4
					COLD STAB	0.07	0.6	642.8	5.53	13.8
					HOT TRANS	0.16	0.5	717.1	5.79	12.4
					72 WEIGHTING	0.28	4.8	694.9	5.65	12.6
					75 WEIGHTING	0.18	2.4	677.1	5.62	13.0
022	75	CHRY	NEWP	400	COLD TRANS	4.11	79.0	744.9	4.13	10.1
					COLD STAB	0.44	19.4	639.4	2.10	13.2
					HOT TRANS	1.64	50.0	677.7	1.83	11.7
					72 WEIGHTING	1.47	36.2	669.2	2.67	12.1
					75 WEIGHTING	1.08	31.6	658.4	2.30	12.5
023	75	DODG	CORO	318	COLD TRANS	2.06	46.7	642.2	3.09	12.3
					COLD STAB	0.07	0.2	472.4	3.21	18.8
					HOT TRANS	0.29	1.3	571.9	3.04	15.4
					72 WEIGHTING	0.63	13.3	520.3	3.18	16.3
					75 WEIGHTING	0.35	6.0	509.0	3.17	17.1
024	75	DODG	DART	225	COLD TRANS	1.20	21.2	492.2	3.13	16.8
					COLD STAB	0.20	4.4	385.8	2.95	22.6
					HOT TRANS	0.56	8.8	390.5	2.50	21.9
					72 WEIGHTING	0.48	9.2	415.8	3.00	20.6
					75 WEIGHTING	0.38	7.2	399.4	2.90	21.5

APPENDIX H,CONT'D

LISTING OF HIGH SPEED CYCLE EMISSIONS AND FUEL ECONOMY RESULTS ON INDIVIDUAL VEHICLES

HOUSTON

VEH NO	YR	MAKE	MODEL	CID	TEST TYPE	-----GRAMS PER MILE----- HC	CO	CO2	NOXC	MPG FUEL ECON
025	75	FORD	PINT	140	COLD TRANS	2.17	20.2	465.8	2.55	17.6
					COLD STAB	0.72	5.5	359.4	2.35	24.0
					HOT TRANS	1.57	7.9	400.7	2.35	21.2
					72 WEIGHTING	1.13	9.7	389.4	2.40	21.7
					75 WEIGHTING	1.03	7.7	378.9	2.37	22.5
026	75	FORD	GRAN	302	COLD TRANS	1.35	13.5	677.6	5.62	12.6
					COLD STAB	0.33	1.1	542.0	6.42	16.3
					HOT TRANS	0.57	2.2	579.1	5.90	15.2
					72 WEIGHTING	0.61	4.6	580.2	6.19	15.1
					75 WEIGHTING	0.49	2.8	564.4	6.24	15.6
027	75	FORD	MAVE	250	COLD TRANS	1.89	24.8	684.2	1.98	12.2
					COLD STAB	0.24	5.5	533.9	1.60	16.3
					HOT TRANS	0.90	9.5	565.7	1.34	15.2
					72 WEIGHTING	0.70	10.9	576.3	1.71	14.9
					75 WEIGHTING	0.54	8.5	557.2	1.60	15.5
028	75	FORD	LTD	351	COLD TRANS	1.85	15.5	798.9	4.40	10.7
					COLD STAB	0.43	5.9	566.6	5.22	15.4
					HOT TRANS	0.98	5.9	631.5	5.35	13.8
					72 WEIGHTING	0.83	8.6	632.1	4.99	13.7
					75 WEIGHTING	0.69	7.1	605.2	5.14	14.4
029	75	FORD	LTD	400	COLD TRANS	1.03	15.9	842.6	5.52	10.2
					COLD STAB	0.32	4.4	649.5	5.47	13.5
					HOT TRANS	0.65	7.3	687.5	4.83	12.7
					72 WEIGHTING	0.52	7.7	703.9	5.49	12.4
					75 WEIGHTING	0.46	6.3	679.0	5.37	12.9
030	75	MERC	MARQ	400	COLD TRANS	1.66	13.4	886.2	3.58	9.7
					COLD STAB	0.39	5.8	665.8	3.15	13.1
					HOT TRANS	1.38	9.1	722.5	3.03	12.0
					72 WEIGHTING	0.75	7.9	727.9	3.27	11.9
					75 WEIGHTING	0.70	7.3	701.6	3.19	12.4
031	75	MERC	COUG	351	COLD TRANS	1.78	18.9	756.3	6.09	11.2
					COLD STAB	0.53	4.4	570.3	4.61	15.3
					HOT TRANS	0.92	11.7	634.0	4.47	13.5
					72 WEIGHTING	0.88	8.5	622.7	5.03	13.9
					75 WEIGHTING	0.74	7.4	603.1	4.77	14.4

APPENDIX H,CONT'D

LISTING OF HIGH SPEED CYCLE EMISSIONS AND FUEL ECONOMY RESULTS ON INDIVIDUAL VEHICLES

HOUSTON

VEH NO	YR	MAKE	MODEL	CID	TEST TYPE	-----GRAMS PER MILE----- HC	CO	CO2	NOXC	MPG FUEL ECON
032	75	OLDS	DELT	350	COLD TRANS	2.55	21.8	718.4	3.49	11.7
					COLD STAB	0.14	3.4	566.0	2.96	15.5
					HOT TRANS	0.38	4.6	578.6	3.05	15.1
					72 WEIGHTING	0.82	8.6	608.9	3.11	14.2
					75 WEIGHTING	0.47	5.8	586.5	3.04	14.9
033	75	OLDS	STAW	350	COLD TRANS	5.15	28.6	725.1	2.50	11.3
					COLD STAB	0.38	4.5	564.4	2.05	15.5
					HOT TRANS	1.14	11.8	591.4	1.98	14.5
					72 WEIGHTING	1.72	11.3	609.7	2.18	14.0
					75 WEIGHTING	1.08	8.6	588.2	2.10	14.7
034	75	OLDS	DELT	455	COLD TRANS	3.88	41.4	831.4	1.93	9.8
					COLD STAB	0.52	10.5	639.6	1.52	13.5
					HOT TRANS	1.50	29.3	677.5	1.45	12.2
					72 WEIGHTING	1.47	19.2	693.6	1.64	12.2
					75 WEIGHTING	1.08	17.3	668.9	1.56	12.7
035	75	PLYM	FURY	318	COLD TRANS	2.96	84.7	649.4	3.03	11.2
					COLD STAB	0.10	0.1	540.6	2.96	16.4
					HOT TRANS	0.29	0.7	591.6	2.58	14.9
					72 WEIGHTING	0.90	24.0	571.3	2.98	14.5
					75 WEIGHTING	0.47	10.5	562.0	2.91	15.3
036	75	PLYM	VALI	225	COLD TRANS	1.85	68.6	521.3	3.32	14.0
					COLD STAB	0.15	2.4	423.2	2.99	20.8
					HOT TRANS	0.33	5.1	461.2	2.77	18.9
					72 WEIGHTING	0.63	21.1	450.8	3.08	18.3
					75 WEIGHTING	0.39	10.9	441.2	3.00	19.3
037	75	PONT	CATA	400	COLD TRANS	4.23	71.1	664.7	7.44	11.2
					COLD STAB	0.65	15.4	520.4	8.03	16.2
					HOT TRANS	1.29	36.6	555.6	7.58	14.4
					72 WEIGHTING	1.66	31.1	561.1	7.87	14.4
					75 WEIGHTING	1.18	25.5	543.5	7.89	15.1
038	75	PONT	LEMA	350	COLD TRANS	2.33	40.3	669.1	3.86	12.0
					COLD STAB	0.27	6.5	533.7	4.17	16.3
					HOT TRANS	0.55	8.9	593.6	4.04	14.6
					72 WEIGHTING	0.85	16.0	571.8	4.08	14.8
					75 WEIGHTING	0.57	11.0	559.7	4.11	15.3

APPENDIX H,CONT'D

LISTING OF HIGH SPEED CYCLE EMISSIONS AND FUEL ECONOMY RESULTS ON INDIVIDUAL VEHICLES

HOUSTON

VEH NO	YR	MAKE	MODEL	CID	TEST TYPE	-----GRAMS PER MILE----- HC	CO	CO2	NOXC	MPG FUEL ECON
039	75	PONT	STAW	455	COLD TRANS	2.28	41.0	792.2	2.60	10.3
					COLD STAB	0.47	10.6	615.5	2.90	14.0
					HOT TRANS--	1.77	17.4	679.0	2.52	12.5
					72 WEIGHTING	0.98	19.1	665.3	2.81	12.7
					75 WEIGHTING	0.90	15.4	647.1	2.80	13.2
040	76	CAPR	SEDA	140	COLD TRANS	1.09	18.1	485.7	3.35	17.1
					COLD STAB	0.48	4.8	373.4	3.15	23.2
					HOT TRANS	0.48	6.1	422.5	2.81	20.5
					72 WEIGHTING	0.65	8.5	405.1	3.20	21.1
					75 WEIGHTING	0.55	6.6	394.9	3.12	21.8
041	75	DATS	SEDA	85	COLD TRANS	2.19	25.5	357.9	3.55	21.9
					COLD STAB	1.15	9.2	278.5	3.78	29.9
					HOT TRANS	1.44	10.1	287.1	3.22	28.9
					72 WEIGHTING	1.44	13.8	300.9	3.72	27.1
					75 WEIGHTING	1.32	11.3	289.5	3.66	28.5
042	75	HOND	CVCC	91	COLD TRANS	3.21	20.4	358.4	2.06	22.1
					COLD STAB	0.17	2.6	278.7	2.14	31.3
					HOT TRANS	1.53	4.5	309.7	1.93	27.6
					72 WEIGHTING	1.03	7.6	301.2	2.12	28.1
					75 WEIGHTING	0.76	5.1	293.3	2.10	29.2
043	75	TOYO	CORO	133	COLD TRANS	2.06	18.7	464.4	6.32	17.7
					COLD STAB	0.85	6.3	372.3	6.11	23.1
					HOT TRANS	1.08	7.6	398.9	4.98	21.4
					72 WEIGHTING	1.19	9.8	398.3	6.17	21.3
					75 WEIGHTING	1.04	8.0	387.8	5.95	22.0
044	75	VOLK	SEDA	97	COLD TRANS	3.21	51.7	321.2	1.95	21.5
					COLD STAB	1.21	22.2	258.2	1.88	29.9
					HOT TRANS	1.65	21.4	304.7	1.99	25.8
					72 WEIGHTING	1.77	30.5	275.9	1.90	26.9
					75 WEIGHTING	1.52	25.7	273.3	1.91	27.9
045	75	VOLK	DASH	90	COLD TRANS	2.56	60.6	418.1	1.03	17.0
					COLD STAB	0.40	28.5	326.8	0.56	23.8
					HOT TRANS	0.40	23.5	350.5	0.49	22.8
					72 WEIGHTING	1.01	37.6	352.6	0.69	21.4
					75 WEIGHTING	0.66	31.6	341.7	0.60	22.6

APPENDIX H,CONT'D

LISTING OF HIGH SPEED CYCLE EMISSIONS AND FUEL ECONOMY RESULTS ON INDIVIDUAL VEHICLES

HOUSTON

VEH NO	YR	MAKE	MODEL	CID	TEST TYPE	-----GRAMS PER MILE----- HC	CO	CO2	NOXC	MPG FUEL ECON
076	72	AMMO	GREM	258	COLD TRANS	3.07	29.9	406.2	4.46	19.2
					COLD STAB	1.52	8.2	320.5	4.96	26.2
					HOT TRANS	2.40	13.8	323.0	4.43	25.2
					72 WEIGHTING	1.95	14.3	344.7	4.82	23.8
					75 WEIGHTING	1.85	11.7	331.3	4.81	25.0
077	72	BUIC	ELEC	455	COLD TRANS	2.42	26.0	838.4	7.63	10.0
					COLD STAB	1.10	8.0	579.8	7.44	14.9
					HOT TRANS	1.68	16.3	714.0	6.75	11.9
					72 WEIGHTING	1.47	13.0	652.7	7.49	13.1
					75 WEIGHTING	1.35	11.5	632.7	7.35	13.5
078	72	CADI	DEVI	472	COLD TRANS	1.38	40.7	1121	3.90	7.5
					COLD STAB	0.41	10.9	732.6	4.08	11.8
					HOT TRANS	0.62	14.7	906.1	3.77	9.5
					72 WEIGHTING	0.68	19.3	842.3	4.03	10.1
					75 WEIGHTING	0.56	15.1	807.7	4.01	10.7
079	72	CHEV	VEGA	140	COLD TRANS	4.64	48.2	439.4	3.05	16.7
					COLD STAB	0.89	23.4	341.1	3.18	23.3
					HOT TRANS	2.25	27.9	377.2	2.79	20.7
					72 WEIGHTING	1.94	30.4	368.8	3.15	21.0
					75 WEIGHTING	1.56	27.1	358.8	3.10	21.8
080	72	CHEV	MONT	350	COLD TRANS	7.86	151.8	517.3	3.25	11.4
					COLD STAB	3.33	54.6	416.8	3.45	17.3
					HOT TRANS	4.54	68.9	446.2	3.49	15.6
					72 WEIGHTING	4.61	82.0	445.1	3.40	15.1
					75 WEIGHTING	4.07	68.7	433.7	3.43	16.0
081	72	CHEV	STAW	350	COLD TRANS	7.05	76.1	621.2	6.66	11.6
					COLD STAB	3.01	27.7	469.5	6.05	17.0
					HOT TRANS	4.24	57.3	511.1	4.86	14.4
					72 WEIGHTING	4.15	41.3	512.2	6.22	15.0
					75 WEIGHTING	3.70	38.3	494.5	5.93	15.7
082	72	CHEV	MALI	307	COLD TRANS	5.79	13.4	640.4	8.41	13.1
					COLD STAB	2.42	5.0	435.0	6.41	19.7
					HOT TRANS	3.20	8.8	512.0	6.79	16.6
					72 WEIGHTING	3.37	7.4	492.9	6.97	17.2
					75 WEIGHTING	2.96	6.7	472.3	6.71	18.0

APPENDIX H,CONT'D

LISTING OF HIGH SPEED CYCLE EMISSIONS AND FUEL ECONOMY RESULTS ON INDIVIDUAL VEHICLES

HOUSTON

VEH NO	YR	MAKE	MODEL	CID	TEST TYPE	-----GRAMS PER MILE----- HC	CO	CO2	NOXC	MPG FUEL ECON
083	72	CHEV	STAW	350	COLD TRANS	6.55	64.7	716.0	4.11	10.6
					COLD STAB	3.68	31.2	526.8	5.26	15.1
					HOT TRANS	4.92	53.3	607.5	4.01	12.6
					72 WEIGHTING	4.49	40.6	580.1	4.94	13.5
					75 WEIGHTING	4.23	38.8	562.7	4.92	13.9
084	72	CHEV	IMPA	400	COLD TRANS	3.56	110.1	751.4	3.00	9.5
					COLD STAB	0.83	17.8	592.2	2.88	14.3
					HOT TRANS	1.34	17.5	676.8	3.12	12.5
					72 WEIGHTING	1.60	43.8	637.1	2.91	12.5
					75 WEIGHTING	1.25	28.9	625.1	2.93	13.2
085	72	DODG	CHAR	318	COLD TRANS	4.58	29.0	566.4	4.06	14.2
					COLD STAB	2.60	7.4	420.7	4.13	20.1
					HOT TRANS	4.43	13.5	472.8	3.67	17.5
					72 WEIGHTING	3.16	13.5	461.7	4.11	18.0
					75 WEIGHTING	3.13	11.0	446.7	4.05	18.7
086	72	FORD	PINT	122	COLD TRANS	2.84	25.5	343.7	5.42	22.6
					COLD STAB	1.28	7.8	274.1	5.76	30.6
					HOT TRANS	1.67	7.6	298.2	4.84	28.1
					72 WEIGHTING	1.72	12.8	293.7	5.66	27.8
					75 WEIGHTING	1.53	9.9	286.4	5.57	28.9
087	72	FORD	STAW	351	COLD TRANS	7.29	62.4	651.5	6.16	11.5
					COLD STAB	3.02	24.4	488.0	6.69	16.6
					HOT TRANS	4.76	49.5	551.0	6.01	13.8
					72 WEIGHTING	4.22	35.1	534.1	6.54	14.7
					75 WEIGHTING	3.82	33.1	517.9	6.52	15.3
088	72	FORD	MAVE	250	COLD TRANS	4.31	86.5	362.0	5.22	17.3
					COLD STAB	1.55	16.1	306.2	5.78	26.4
					HOT TRANS	3.20	30.0	324.8	5.51	23.2
					72 WEIGHTING	2.32	35.9	322.0	5.62	23.0
					75 WEIGHTING	2.15	26.8	316.0	5.67	24.3
089	72	FORD	GALA	351	COLD TRANS	12.62	161.5	578.2	2.51	10.2
					COLD STAB	7.58	138.3	421.6	1.91	13.4
					HOT TRANS	12.11	150.1	470.0	1.87	11.9
					72 WEIGHTING	9.00	144.9	465.7	2.08	12.3
					75 WEIGHTING	8.92	143.0	448.4	1.98	12.7

APPENDIX H,CONT'D

LISTING OF HIGH SPEED CYCLE EMISSIONS AND FUEL ECONOMY RESULTS ON INDIVIDUAL VEHICLES

HOUSTON

VEH NO	YR	MAKE	MODEL	CID	TEST TYPE	-----GRAMS PER MILE----- HC	CO	CO2	NOXC	MPG FUEL ECON
090	72	FORD	LTD	400	COLD TRANS	4.17	44.4	695.1	6.78	11.4
					COLD STAB	2.22	20.3	518.5	6.57	15.9
					HOT TRANS	4.74	45.0	563.5	6.75	13.7
					72 WEIGHTING	2.77	27.1	568.2	6.63	14.3
					75 WEIGHTING	2.86	27.2	547.1	6.62	14.8
091	72	MERC	STAW	400	COLD TRANS	5.56	96.3	717.6	7.04	10.0
					COLD STAB	2.43	23.4	564.2	7.98	14.6
					HOT TRANS	4.08	34.7	611.4	8.66	13.1
					72 WEIGHTING	3.31	44.0	607.4	7.71	12.9
					75 WEIGHTING	3.07	34.1	590.4	7.97	13.6
092	72	OLDS	CUTL	350	COLD TRANS	8.66	162.9	570.4	4.90	10.4
					COLD STAB	3.65	66.5	447.2	5.14	15.8
					HOT TRANS	4.71	115.9	493.5	4.39	12.9
					72 WEIGHTING	5.06	93.7	481.9	5.07	13.8
					75 WEIGHTING	4.43	86.1	469.6	4.99	14.3
093	72	PLYM	VALI	225	COLD TRANS	5.06	93.1	394.5	5.50	15.9
					COLD STAB	1.77	25.2	345.0	6.24	22.7
					HOT TRANS	3.65	41.7	351.8	5.57	20.7
					72 WEIGHTING	2.70	44.4	358.9	6.03	20.3
					75 WEIGHTING	2.47	36.1	352.1	6.05	21.3
094	72	PLYM	STAW	360	COLD TRANS	40.19	443.1	497.4	1.78	6.7
					COLD STAB	23.38	293.5	361.7	1.80	9.9
					HOT TRANS	9.08	188.0	516.1	3.63	10.6
					72 WEIGHTING	28.11	335.7	400.0	1.79	8.7
					75 WEIGHTING	23.12	294.7	403.0	2.09	9.4
095	72	PONT	CATA	400	COLD TRANS	6.57	93.8	669.3	3.44	10.6
					COLD STAB	2.17	29.2	511.5	3.97	15.7
					HOT TRANS	3.62	66.9	559.2	3.89	13.1
					72 WEIGHTING	3.41	47.4	556.0	3.82	13.8
					75 WEIGHTING	2.94	43.1	538.3	3.89	14.4
096	72	PONT	LEMA	350	COLD TRANS	4.30	65.0	645.8	4.78	11.7
					COLD STAB	2.32	23.0	487.1	5.50	16.7
					HOT TRANS	3.09	46.6	541.6	4.60	14.2
					72 WEIGHTING	2.88	34.8	531.8	5.30	14.9
					75 WEIGHTING	2.69	31.9	515.1	5.27	15.5

APPENDIX H,CONT'D

LISTING OF HIGH SPEED CYCLE EMISSIONS AND FUEL ECONOMY RESULTS ON INDIVIDUAL VEHICLES

HOUSTON

VEH NO	YR	MAKE	MODEL	CID	TEST TYPE	-----GRAMS PER MILE----- HC	CO	CO2	NOXC	MPG FUEL ECON
097	72	DATS	STAW	97	COLD TRANS	4.03	19.9	327.8	7.59	23.9
					COLD STAB	1.92	9.1	260.0	7.67	31.7
					HOT TRANS	3.49	15.2	256.0	7.31	30.5
					72 WEIGHTING	2.52	12.1	279.1	7.65	29.0
					75 WEIGHTING	2.43	11.4	267.5	7.60	30.3
098	72	TOYO	CORO	120	COLD TRANS	3.80	41.1	345.7	4.33	21.0
					COLD STAB	1.40	11.0	273.4	4.38	30.1
					HOT TRANS	2.20	8.9	309.4	4.39	26.9
					72 WEIGHTING	2.08	19.5	293.8	4.37	26.8
					75 WEIGHTING	1.82	14.3	287.9	4.38	28.1
099	72	VOLK	SEDA	97	COLD TRANS	4.51	56.9	290.6	2.77	22.5
					COLD STAB	1.06	13.3	241.7	2.79	33.4
					HOT TRANS	1.78	28.0	265.2	2.49	28.2
					72 WEIGHTING	2.04	25.5	255.5	2.79	29.4
					75 WEIGHTING	1.60	20.9	251.4	2.74	30.7
100	72	VOLK	SEDA	103	COLD TRANS	6.75	98.0	348.6	1.68	16.9
					COLD STAB	3.04	89.6	250.0	1.09	22.2
					HOT TRANS	7.52	107.5	269.1	0.89	19.2
					72 WEIGHTING	4.08	92.0	277.8	1.25	20.4
					75 WEIGHTING	4.21	93.5	265.0	1.13	20.9

APPENDIX H

LISTING OF HIGH SPEED CYCLE EMISSIONS AND FUEL ECONOMY RESULTS ON INDIVIDUAL VEHICLES

PHOENIX

VEH NO	YR	MAKE	MODL	CID	TEST TYPE	-----GRAMS PER MILE----- HC	CO	CO2	NOXC	MPG FUEL ECON
011	75	AMMO	HORN	258	COLD TRANS	1.86	26.9	467.4	4.40	17.2
					COLD STAB	0.75	3.2	367.5	4.63	23.7
					HOT TRANS	1.46	3.3	401.5	4.51	21.6
				72	WEIGHTING	1.07	9.9	395.7	4.56	21.4
				75	WEIGHTING	1.00	6.1	385.1	4.58	22.3
012	75	BUIC	REGA	350	COLD TRANS	2.04	37.2	562.8	3.31	14.1
					COLD STAB	0.26	4.5	462.8	2.99	18.9
					HOT TRANS	0.87	5.5	506.8	3.27	17.1
				72	WEIGHTING	0.76	13.7	491.0	3.08	17.2
				75	WEIGHTING	0.58	8.6	482.0	3.08	17.8
013	75	BUIC	LIMI	455	COLD TRANS	2.27	43.0	758.7	2.73	10.6
					COLD STAB	0.43	11.8	581.7	2.50	14.8
					HOT TRANS	1.51	34.2	614.3	2.33	13.2
				72	WEIGHTING	0.95	20.6	631.6	2.57	13.3
				75	WEIGHTING	0.82	19.2	608.4	2.50	13.8
014	75	BUIC	LESA	350	COLD TRANS	3.50	49.0	712.9	2.39	11.1
					COLD STAB	0.19	3.0	558.9	2.45	15.7
					HOT TRANS	0.33	4.6	598.8	2.26	14.6
				72	WEIGHTING	1.12	16.0	602.3	2.43	14.1
				75	WEIGHTING	0.61	8.8	584.0	2.41	14.8
015	75	CADI	DEVI	500	COLD TRANS	3.27	89.4	702.2	1.45	10.4
					COLD STAB	0.27	35.0	593.7	0.82	13.7
					HOT TRANS	1.45	51.6	609.0	1.27	12.8
				72	WEIGHTING	1.11	50.3	624.3	1.00	12.6
				75	WEIGHTING	0.82	44.2	609.3	0.97	13.0
016	75	CHEV	VEGA	140	COLD TRANS	5.12	50.0	333.6	3.92	20.7
					COLD STAB	0.78	12.2	271.8	4.41	30.2
					HOT TRANS	1.80	24.5	298.3	4.09	25.9
				72	WEIGHTING	2.00	22.9	289.2	4.27	26.8
				75	WEIGHTING	1.47	18.8	283.6	4.30	27.9
017	75	CHEV	NOVA	250	COLD TRANS	2.11	42.2	470.8	4.62	16.3
					COLD STAB	0.37	14.2	367.4	4.43	22.7
					HOT TRANS	0.91	30.8	403.5	4.15	19.5
				72	WEIGHTING	0.86	22.1	396.6	4.48	20.5
				75	WEIGHTING	0.67	20.3	385.8	4.41	21.1

APPENDIX H,CONT'D

LISTING OF HIGH SPEED CYCLE EMISSIONS AND FUEL ECONOMY RESULTS ON INDIVIDUAL VEHICLES

PHOENIX

VEH NO	YR	MAKE	MODL	CID	TEST TYPE	HC (GRAMS PER MILE)	CO (GRAMS PER MILE)	CO2 (GRAMS PER MILE)	NOXC (GRAMS PER MILE)	MPG FUEL ECON
018	75	CHEV	MONT	350	COLD TRANS	3.41	78.7	552.2	3.62	12.9
					COLD STAB	1.01	37.0	448.7	2.80	17.4
					HOT TRANS	1.61	41.6	487.3	2.45	15.9
					72 WEIGHTING	1.68	48.8	477.8	3.03	15.9
					75 WEIGHTING	1.40	42.8	467.4	2.84	16.5
019	75	CHEV	STAW	350	COLD TRANS	1.28	26.9	656.5	2.79	12.6
					COLD STAB	0.08	3.3	522.8	2.43	16.8
					HOT TRANS	0.20	3.8	565.2	2.01	15.5
					72 WEIGHTING	0.42	9.9	560.5	2.53	15.4
					75 WEIGHTING	0.25	6.2	545.8	2.40	16.0
020	75	CHEV	IMPA	350	COLD TRANS	4.64	63.1	651.6	2.57	11.6
					COLD STAB	0.44	10.4	532.6	2.49	16.1
					HOT TRANS	3.24	20.0	588.9	2.76	14.1
					72 WEIGHTING	1.63	25.3	566.1	2.51	14.5
					75 WEIGHTING	1.40	18.4	556.1	2.54	15.1
021	75	CHEV	IMPA	400	COLD TRANS	2.25	28.8	759.1	3.11	10.9
					COLD STAB	0.16	0.4	594.4	3.22	14.9
					HOT TRANS	0.74	3.3	645.7	2.90	13.6
					72 WEIGHTING	0.75	8.4	640.8	3.19	13.5
					75 WEIGHTING	0.51	4.3	622.6	3.15	14.1
022	75	CHRY	NEWP	400	COLD TRANS	2.32	59.5	673.5	1.81	11.5
					COLD STAB	0.32	16.0	541.6	1.66	15.6
					HOT TRANS	0.83	31.1	616.8	1.26	13.3
					72 WEIGHTING	0.88	28.2	578.8	1.70	14.2
					75 WEIGHTING	0.64	23.7	569.6	1.61	14.6
023	75	DODG	DART	318	COLD TRANS	2.12	43.7	638.6	2.63	12.4
					COLD STAB	0.20	3.7	490.3	3.11	17.9
					HOT TRANS	0.89	9.4	535.0	2.77	16.1
					72 WEIGHTING	0.74	15.0	532.1	2.98	15.9
					75 WEIGHTING	0.54	9.5	515.5	3.00	16.7
024	75	DODG	DART	225	COLD TRANS	2.16	41.5	459.4	3.05	16.7
					COLD STAB	0.11	1.9	367.2	2.56	24.0
					HOT TRANS	0.59	7.0	411.5	2.59	20.9
					72 WEIGHTING	0.69	13.0	393.2	2.70	21.3
					75 WEIGHTING	0.43	7.5	385.5	2.63	22.3

APPENDIX H,CONT'D

LISTING OF HIGH SPEED CYCLE EMISSIONS AND FUEL ECONOMY RESULTS ON INDIVIDUAL VEHICLES

PHOENIX

VEH NO	YR	MAKE	MODL	CID	TEST TYPE	HC	CO	CO2	NOXC	MPG FUEL ECON
						-----GRAMS PER MILE-----				
025	75	FORD	PINT	140	COLD TRANS	1.09	29.3	470.0	1.71	17.1
					COLD STAB	0.31	6.2	355.3	1.73	24.3
					HOT TRANS--	0.35	6.0	393.1	1.74	22.0
				72	WEIGHTING	0.53	12.7	387.6	1.72	21.7
				75	WEIGHTING	0.41	9.0	375.2	1.73	22.7
026	75	FORD	TORI	351	COLD TRANS	1.71	17.9	775.1	4.01	11.0
					COLD STAB	0.58	5.4	583.8	4.17	14.9
					HOT TRANS	1.35	18.6	623.0	3.75	13.5
				72	WEIGHTING	0.90	8.9	637.7	4.13	13.6
				75	WEIGHTING	0.84	9.0	613.3	4.08	14.1
027	75	FORD	MAVE	250	COLD TRANS	1.48	15.3	674.1	2.39	12.6
					COLD STAB	0.40	3.6	539.9	1.70	16.2
					HOT TRANS	1.66	10.0	557.0	1.82	15.4
				72	WEIGHTING	0.71	6.9	577.7	1.90	15.0
				75	WEIGHTING	0.74	6.0	558.9	1.80	15.6
028	75	FORD	TORI	351	COLD TRANS	1.57	13.0	721.0	3.50	11.9
					COLD STAB	0.60	1.8	546.2	2.88	16.1
					HOT TRANS	1.08	3.3	602.1	2.79	14.5
				72	WEIGHTING	0.88	5.0	595.5	3.06	14.6
				75	WEIGHTING	0.80	3.4	576.4	2.94	15.2
029	75	FORD	LTD	400	COLD TRANS	1.56	16.6	871.8	2.72	9.8
					COLD STAB	0.37	3.8	647.7	2.70	13.6
					HOT TRANS	0.86	8.8	682.7	2.48	12.7
				72	WEIGHTING	0.71	7.4	710.9	2.70	12.2
				75	WEIGHTING	0.60	6.2	680.5	2.66	12.8
030	75	MERC	COUG	400	COLD TRANS	1.30	26.4	748.7	5.22	11.2
					COLD STAB	0.41	8.2	590.1	4.90	14.7
					HOT TRANS	0.91	12.8	626.1	4.55	13.7
				72	WEIGHTING	0.66	13.3	634.8	4.99	13.5
				75	WEIGHTING	0.60	11.1	615.1	4.88	14.0
031	75	MERC	MONT	351	COLD TRANS	1.07	16.7	785.3	3.23	10.9
					COLD STAB	0.34	6.6	584.8	3.03	14.9
					HOT TRANS	1.11	10.4	669.2	2.86	12.9
				72	WEIGHTING	0.55	9.4	641.3	3.08	13.5
				75	WEIGHTING	0.55	8.4	622.6	3.03	13.9

APPENDIX H,CONT'D

LISTING OF HIGH SPEED CYCLE EMISSIONS AND FUEL ECONOMY RESULTS ON INDIVIDUAL VEHICLES

PHOENIX

VEH NO	YR	MAKE	MODL	CID	TEST TYPE	-----GRAMS PER MILE----- HC	CO	CO2	NOXC	MPG FUEL ECON
032	75	OLDS	DELT	350	COLD TRANS	3.31	34.0	621.4	1.84	12.9
					COLD STAB	0.45	12.2	505.0	1.32	16.9
					HOT TRANS	1.19	20.3	538.8	1.39	15.5
				72	WEIGHTING	1.26	18.4	537.8	1.47	15.6
				75	WEIGHTING	0.92	16.2	524.5	1.39	16.1
033	75	OLDS	CUTL	350	COLD TRANS	1.77	10.2	600.8	1.99	14.3
					COLD STAB	0.11	1.2	470.6	1.66	18.8
					HOT TRANS	0.72	4.3	498.9	1.69	17.5
				72	WEIGHTING	0.58	3.7	507.3	1.75	17.2
				75	WEIGHTING	0.41	2.8	490.9	1.71	17.9
034	75	OLDS	DELT	455	COLD TRANS	2.23	40.9	663.9	1.86	12.1
					COLD STAB	0.09	0.3	531.9	1.90	16.7
					HOT TRANS	0.39	2.1	574.2	1.98	15.3
				72	WEIGHTING	0.70	11.8	569.1	1.89	15.0
				75	WEIGHTING	0.40	5.5	554.7	1.91	15.7
035	75	PLYM	FURY	318	COLD TRANS	8.34	196.5	474.6	2.17	11.0
					COLD STAB	0.43	11.4	468.6	5.55	18.2
					HOT TRANS	0.99	28.1	495.5	4.33	16.4
				72	WEIGHTING	2.66	63.6	470.3	4.60	15.3
				75	WEIGHTING	1.48	36.5	473.6	4.95	16.6
036	75	PLYM	VALI	225	COLD TRANS	2.96	63.6	445.5	4.41	16.0
					COLD STAB	0.40	9.9	353.0	5.19	24.0
					HOT TRANS	1.25	19.7	386.6	5.31	21.1
				72	WEIGHTING	1.12	25.0	379.1	4.97	21.0
				75	WEIGHTING	0.85	17.9	369.6	5.11	22.2
037	75	PONT	CATA	400	COLD TRANS	7.88	146.1	533.0	1.08	11.3
					COLD STAB	2.06	69.7	448.3	1.30	15.7
					HOT TRANS	2.01	56.6	507.3	1.33	14.7
				72	WEIGHTING	3.70	91.2	472.1	1.24	14.2
				75	WEIGHTING	2.75	76.8	468.0	1.28	14.9
038	75	PONT	LEMA	350	COLD TRANS	3.32	39.7	682.5	2.20	11.7
					COLD STAB	0.21	5.4	519.6	2.21	16.8
					HOT TRANS	1.01	10.9	586.9	2.19	14.6
				72	WEIGHTING	1.08	15.1	565.5	2.20	15.0
				75	WEIGHTING	0.71	10.5	550.2	2.20	15.6

APPENDIX H,CONT'D

LISTING OF HIGH SPEED CYCLE EMISSIONS AND FUEL ECONOMY RESULTS ON INDIVIDUAL VEHICLES

PHOENIX

VEH NO	YR	MAKE	MODL	CID	TEST TYPE	HC	CO	CO2	NOXC	MPG FUEL ECON
						-----GRAMS PER MILE-----				
039	75	PONT	GRNP	455	COLD TRANS	2.18	32.6	658.4	2.12	12.4
					COLD STAB	0.47	9.2	516.7	2.32	16.7
					HOT TRANS	0.79	5.9	579.9	2.01	15.0
					72 WEIGHTING	0.95	15.8	556.6	2.27	15.2
					75 WEIGHTING	0.73	11.5	544.0	2.25	15.7
040	76	CAPR	SEDA	140	COLD TRANS	0.48	4.5	476.3	1.30	18.3
					COLD STAB	0.94	21.5	333.6	1.13	24.0
					HOT TRANS	0.85	16.4	380.2	1.23	21.7
					72 WEIGHTING	0.81	16.7	373.9	1.18	22.0
					75 WEIGHTING	0.87	18.6	358.4	1.16	22.7
041	75	DATS	B210	85	COLD TRANS	1.67	20.9	349.4	3.30	22.9
					COLD STAB	0.96	8.5	263.8	3.25	31.7
					HOT TRANS	1.30	8.4	280.5	2.89	29.8
					72 WEIGHTING	1.16	12.0	287.9	3.26	28.6
					75 WEIGHTING	1.10	10.0	276.9	3.20	30.0
042	75	HOND	SEDA	91	COLD TRANS	1.88	8.2	324.0	1.98	25.9
					COLD STAB	0.16	2.4	251.9	2.20	34.6
					HOT TRANS	1.06	3.3	275.6	1.86	31.2
					72 WEIGHTING	0.64	4.1	272.3	2.14	31.6
					75 WEIGHTING	0.51	3.3	264.5	2.12	32.7
043	75	TOYO	CORO	133	COLD TRANS	1.58	20.5	439.4	5.32	18.6
					COLD STAB	0.61	5.2	350.4	5.12	24.6
					HOT TRANS	0.84	7.3	369.8	4.42	23.1
					72 WEIGHTING	0.88	9.5	375.5	5.18	22.6
					75 WEIGHTING	0.76	7.4	364.3	5.03	23.5
044	75	VOLK	SEDA	97	COLD TRANS	2.57	57.3	302.7	0.91	22.1
					COLD STAB	0.85	32.1	234.4	0.28	30.9
					HOT TRANS	0.98	32.0	266.5	0.39	27.7
					72 WEIGHTING	1.33	39.2	253.7	0.45	27.8
					75 WEIGHTING	1.08	35.2	247.9	0.37	29.0
045	75	VOLK	RABB	90	COLD TRANS	0.81	20.4	388.9	2.49	21.0
					COLD STAB	0.11	0.5	317.3	2.48	27.9
					HOT TRANS	0.17	1.0	330.2	2.17	26.7
					72 WEIGHTING	0.31	6.1	337.5	2.48	25.5
					75 WEIGHTING	0.21	3.0	328.0	2.43	26.6

APPENDIX H,CONT'D

LISTING OF HIGH SPEED CYCLE EMISSIONS AND FUEL ECONOMY RESULTS ON INDIVIDUAL VEHICLES

PHOENIX

VEH NO	YR	MAKE	MODL	CID	TEST TYPE	GRAMS PER MILE HC	CO	CO2	NOXC	MPG FUEL ECON
076	72	AMMO	GREM	258	COLD TRANS	2.89	29.8	383.1	5.46	20.2
					COLD STAB	1.67	13.0	315.2	5.81	26.0
					HOT TRANS	3.76	17.9	335.4	4.82	23.6
					72 WEIGHTING	2.01	17.7	334.3	5.71	24.1
					75 WEIGHTING	2.15	15.8	326.7	5.61	24.8
077	72	BUIC	LESA	455	COLD TRANS	3.68	39.7	780.5	8.13	10.4
					COLD STAB	1.67	9.5	574.4	8.26	14.9
					HOT TRANS	2.76	21.5	646.4	8.24	12.9
					72 WEIGHTING	2.24	18.0	632.5	8.23	13.3
					75 WEIGHTING	2.09	15.1	610.9	8.24	13.8
078	72	CADI	DEVI	472	COLD TRANS	3.87	78.1	680.9	5.37	10.9
					COLD STAB	1.36	13.9	563.3	5.92	15.1
					HOT TRANS	2.30	25.6	626.2	6.36	13.2
					72 WEIGHTING	2.07	32.0	596.4	5.76	13.6
					75 WEIGHTING	1.82	23.6	587.6	5.92	14.1
079	72	CHEV	VEGA	140	COLD TRANS	5.18	79.1	326.0	2.02	19.0
					COLD STAB	0.67	12.8	254.6	2.22	32.1
					HOT TRANS	1.37	15.6	275.6	2.22	29.2
					72 WEIGHTING	1.94	31.5	274.7	2.16	26.9
					75 WEIGHTING	1.33	21.3	266.6	2.20	29.2
080	72	CHEV	MONT	350	COLD TRANS	3.87	78.1	680.7	5.31	10.9
					COLD STAB	1.36	13.9	563.2	5.93	15.1
					HOT TRANS	2.31	25.7	626.7	6.48	13.2
					72 WEIGHTING	2.07	32.0	596.3	5.76	13.6
					75 WEIGHTING	1.82	23.6	587.6	5.94	14.1
081	72	CHEV	MALI	350	COLD TRANS	8.35	90.2	556.4	3.72	12.2
					COLD STAB	2.37	20.4	440.6	4.34	18.5
					HOT TRANS	2.98	29.5	496.7	3.74	16.1
					72 WEIGHTING	4.05	40.1	473.2	4.17	16.2
					75 WEIGHTING	3.19	30.3	463.6	4.17	17.0
082	72	CHEV	NOVA	307	COLD TRANS	5.45	42.6	499.6	4.96	15.2
					COLD STAB	1.95	11.6	388.8	4.99	21.5
					HOT TRANS	2.66	24.4	419.1	3.98	19.1
					72 WEIGHTING	2.94	20.3	420.0	4.98	19.2
					75 WEIGHTING	2.49	17.4	407.1	4.83	20.1

APPENDIX H,CONT'D

LISTING OF HIGH SPEED CYCLE EMISSIONS AND FUEL ECONOMY RESULTS ON INDIVIDUAL VEHICLES

PHOENIX

VEH NO	YR	MAKE	MODL	CID	TEST TYPE	HC	CO	CO2	NOXC	MPG FUEL ECON
						-----GRAMS PER MILE-----				
083	72	CHEV	IMPA	350	COLD TRANS	4.60	42.3	652.2	4.14	12.1
					COLD STAB	2.60	18.7	454.4	4.35	18.0
					HOT TRANS	3.17	28.3	518.5	3.79	15.5
					72 WEIGHTING	3.17	25.4	510.1	4.29	15.8
					75 WEIGHTING	2.94	23.1	488.7	4.23	16.6
084	72	CHEV	IMPA	400	COLD TRANS	8.16	122.9	634.5	5.52	10.4
					COLD STAB	2.10	27.5	498.5	6.30	16.2
					HOT TRANS	3.44	46.3	551.6	5.59	14.0
					72 WEIGHTING	3.81	54.6	536.9	6.08	14.0
					75 WEIGHTING	3.05	42.4	523.5	6.09	14.8
085	72	DODG	DART	318	COLD TRANS	4.41	65.3	481.9	4.17	14.8
					COLD STAB	1.61	16.7	394.8	5.22	20.8
					HOT TRANS	2.49	34.8	430.7	4.38	18.0
					72 WEIGHTING	2.40	30.4	419.4	4.93	18.7
					75 WEIGHTING	2.09	25.5	411.1	4.96	19.4
086	72	FORD	PINT	122	COLD TRANS	2.99	50.2	330.1	4.66	21.2
					COLD STAB	1.90	21.7	273.7	4.95	28.3
					HOT TRANS	2.50	25.9	294.9	4.52	25.8
					72 WEIGHTING	2.20	29.8	289.6	4.87	25.8
					75 WEIGHTING	2.13	25.9	283.9	4.85	26.8
087	72	FORD	TORI	351	COLD TRANS	4.22	101.1	829.0	2.72	8.9
					COLD STAB	1.61	42.8	659.3	2.42	12.1
					HOT TRANS	4.24	61.5	670.4	2.73	11.4
					72 WEIGHTING	2.35	59.2	707.1	2.50	11.0
					75 WEIGHTING	2.35	52.9	681.6	2.50	11.5
088	72	FORD	MAVE	200	COLD TRANS	4.58	64.8	408.4	3.98	16.9
					COLD STAB	2.60	21.3	325.8	4.25	24.2
					HOT TRANS	3.96	51.2	339.0	3.89	20.5
					72 WEIGHTING	3.16	33.5	349.1	4.17	21.6
					75 WEIGHTING	3.06	31.4	337.9	4.16	22.4
089	72	FORD	LTD	351	COLD TRANS	6.75	108.1	580.1	5.55	11.5
					COLD STAB	2.84	28.1	477.1	6.46	16.7
					HOT TRANS	4.13	47.0	498.4	6.51	15.2
					72 WEIGHTING	3.94	50.7	506.1	6.21	14.8
					75 WEIGHTING	3.52	40.9	493.0	6.36	15.6

APPENDIX H,CONT'D

LISTING OF HIGH SPEED CYCLE EMISSIONS AND FUEL ECONOMY RESULTS ON INDIVIDUAL VEHICLES

PHOENIX

VEH NO	YR	MAKE	MODL	CID	TEST TYPE	HC	CO	CO2	NOXC	MPG FUEL ECON
						-----GRAMS PER MILE-----				
090	72	FORD	LTD	400	COLD TRANS	4.24	64.7	636.1	4.92	11.8
					COLD STAB	2.20	13.9	542.8	5.18	15.5
					HOT TRANS	3.75	29.1	591.2	5.31	13.7
					72 WEIGHTING	2.78	28.2	569.1	5.11	14.3
					75 WEIGHTING	2.70	22.5	561.9	5.17	14.7
091	72	MERC	MARQ	400	COLD TRANS	6.79	130.6	823.2	2.82	8.5
					COLD STAB	1.87	30.9	697.9	3.28	11.8
					HOT TRANS	5.42	77.6	687.2	3.06	10.7
					72 WEIGHTING	3.25	59.0	733.2	3.15	10.6
					75 WEIGHTING	3.03	50.5	711.4	3.19	11.1
092	72	OLDS	CUTL	350	COLD TRANS	3.79	65.1	566.0	3.75	13.0
					COLD STAB	2.00	20.7	421.4	4.03	19.3
					HOT TRANS	10.27	41.2	472.5	3.91	15.6
					72 WEIGHTING	2.50	33.2	462.1	3.95	17.0
					75 WEIGHTING	3.54	29.4	447.1	3.98	17.6
093	72	PLYM	DUST	225	COLD TRANS	4.02	73.3	340.7	3.89	18.9
					COLD STAB	1.40	21.1	285.9	4.28	27.4
					HOT TRANS	2.72	35.2	306.2	4.05	24.0
					72 WEIGHTING	2.14	35.8	301.3	4.17	24.4
					75 WEIGHTING	1.93	29.7	295.8	4.20	25.5
094	72	PLYM	FURY	360	COLD TRANS	4.88	79.5	557.2	4.90	12.7
					COLD STAB	2.80	54.5	420.3	4.29	17.2
					HOT TRANS	3.29	55.8	476.9	5.07	15.4
					72 WEIGHTING	3.38	61.5	458.9	4.46	15.7
					75 WEIGHTING	3.13	57.7	446.0	4.49	16.2
095	72	PONT	CATA	400	COLD TRANS	5.97	21.1	696.3	3.46	11.9
					COLD STAB	3.03	5.9	532.2	3.21	16.1
					HOT TRANS	4.86	8.8	592.3	3.37	14.3
					72 WEIGHTING	3.86	10.2	578.4	3.28	14.6
					75 WEIGHTING	3.68	8.2	561.7	3.27	15.1
096	72	PONT	LEMA	350	COLD TRANS	5.70	75.2	558.1	3.43	12.8
					COLD STAB	2.09	31.2	444.8	3.88	17.7
					HOT TRANS	3.75	65.3	452.4	3.44	15.7
					72 WEIGHTING	3.11	43.6	476.7	3.75	16.0
					75 WEIGHTING	2.79	42.0	459.7	3.75	16.6

APPENDIX H,CONT'D

LISTING OF HIGH SPEED CYCLE EMISSIONS AND FUEL ECONOMY RESULTS ON INDIVIDUAL VEHICLES

PHOENIX

VEH NO	YR	MAKE	MODL	CID	TEST TYPE	-----GRAMS PER MILE----- HC	CO	CO2	NOXC	MPG FUEL ECON
097	72	DATS	STAW	97	COLD TRANS	3.18	17.0	331.1	4.92	24.1
					COLD STAB	1.41	4.9	245.1	4.81	34.5
					HOT TRANS	3.26	9.6	268.9	4.73	30.2
				72	WEIGHTING	1.91	8.3	269.3	4.84	30.8
				75	WEIGHTING	1.92	7.1	259.3	4.81	32.1
098	72	TOYO	GORO	120	COLD TRANS	2.61	30.7	341.6	4.31	22.3
					COLD STAB	1.20	6.1	275.3	5.12	30.7
					HOT TRANS	1.91	11.2	302.6	4.08	27.2
				72	WEIGHTING	1.60	13.1	294.0	4.89	27.8
				75	WEIGHTING	1.48	9.9	287.7	4.85	28.8
099	72	VOLK	SEDA	97	COLD TRANS	5.15	56.2	272.1	2.90	23.6
					COLD STAB	1.42	16.9	237.0	3.20	33.1
					HOT TRANS	2.36	23.6	252.9	2.79	29.8
				72	WEIGHTING	2.47	28.0	246.9	3.11	29.7
				75	WEIGHTING	2.02	22.8	243.9	3.10	31.0
100	72	VOLK	SEDA	103	COLD TRANS	5.03	26.1	423.6	2.01	18.5
					COLD STAB	0.94	14.1	332.1	1.64	24.8
					HOT TRANS	2.18	28.2	352.4	1.46	22.0
				72	WEIGHTING	2.09	17.5	357.9	1.75	22.6
				75	WEIGHTING	1.64	17.8	346.4	1.66	23.4

APPENDIX I - LISTING OF LOADED VEHICLE TEST RESULTS ON INDIVIDUAL VEHICLES

Legend

The heading of each test contains five items describing the vehicle tested, they are:

Vehicle Number
Model Year
Vehicle Make
Vehicle Model
Engine Displacement in Cubic Inches

Each vehicle was subjected to three tests, each using the modal emissions testing procedure. The first test was conducted with the normal inertia weight and road load horsepower. The second test was conducted with an increased inertia weight to simulate a vehicle with additional passengers and baggage. The third test was conducted with additional inertia and additional road load horsepower to simulate the conditions a vehicle would experience while towing a trailer. Appendix I is divided into three tests for each vehicle. Above the results for each test is listed the inertia weight and the road load horsepower at which the test was conducted.

IWT - Inertia Weight in pounds

RLHP - Road Load Horsepower

MODE NO. - Lists the Individual Modes of the Test

- 1 thru 32 - Modes of the Surveillance Driving Sequence (SDS), listed on the following page
- BAG ACT. - Results of the entire SDS as measured using the CVS
- BAG CALC. - Results of the entire SDS obtained by combining individual modes

33 - Idle mode
34 - 5 MPH Steady State
35 - 10 MPH Steady State
36 - 15 MPH Steady State
37 - 30 MPH Steady State
38 - 45 MPH Steady State
39 - 60 MPH Steady State

HC - Hydrocarbon Emissions in grams per mile

CO - Carbon Monoxide Emissions in grams per mile

CO2 - Carbon Dioxide Emissions in grams per mile

NOX - Oxides of Nitrogen Emissions in grams per mile (not Humidity Corrected)

FUEL ECON - Fuel Economy in miles per gallon, Calculated Using the Carbon Balance Method

SURVEILLANCE DRIVING SEQUENCE

No	Mode Type	Mode Speed Range (mph)	Time in Mode (sec)	Average Speed (mph)	Average Acceleration Rate (mph/sec)	Distance (miles)
1	Accel	0-30	12	18.05	2.50	0.0602
2	Decel	30-0	16	16.66	-1.88	0.0741
3	Accel	0-15	8	9.04	1.88	0.0201
4	Accel	15-30	11	23.07	1.36	0.0705
5	Accel	30-45	13	37.65	1.15	0.1360
6	Decel	45-30	12	38.05	-1.25	0.1268
7	Accel	30-60	17	45.80	1.76	0.2163
8	Decel	60-45	12	51.48	-1.25	0.1716
9	Accel	45-60	14	52.54	1.07	0.2043
10	Decel	60-15	30	40.40	-1.50	0.3367
11	Accel	15-60	26	43.42	1.73	0.3136
12	Decel	60-0	21	33.83	-2.86	0.1973
13	Accel	0-60	32	37.27	1.88	0.3313
14	Decel	60-30	23	46.86	-1.30	0.2994
15	Decel	30-15	9	23.18	-1.67	0.0579
16	Decel	15-0	8	7.81	-1.88	0.0173
17	Accel	0-45	22	28.85	2.05	0.1759
18	Decel	45-15	16	31.33	-1.88	0.1392
19	Accel	15-45	18	30.55	1.67	0.1528
20	Decel	45-0	19	24.72	-2.37	0.1304
21	Accel	0-60	25	38.28	2.40	0.2654
22	Decel	60-0	28	33.87	-2.14	0.2634
23	Accel	0-30	15	17.73	2.00	0.0737
24	Accel	30-60	25	45.14	1.20	0.3134
25	Decel	60-30	18	47.23	-1.67	0.2362
26	Decel	30-0	10	15.99	-3.00	0.0444
27	Accel	0-60	38	38.01	1.58	0.4009
28	Decel	60-0	35	33.87	-1.71	0.3293
29	Accel	0-30	18	17.73	1.67	0.0886
30	Accel	30-60	21	44.55	1.43	0.2599
31	Decel	60-30	14	46.63	-2.14	0.1813
32	Decel	30-0	13	16.40	-2.31	0.0592

APPENDIX I

LISTING OF LOADED TESTING EMISSION AND FUEL ECONOMY RESULTS ON

VEHICLE 002 1975 CHEV TRUC 350

HOUSTON

MODE NO.	IWT=4000 RLHP=12.0 HC	CO	CO2	NOX	FUEL ECON	IWT=4500 RLHP=12.0 HC	CO	CO2	NOX	FUEL ECON	IWT=5000 RLHP=25.9 HC	CO	CO2	NOX	FUEL ECON
1	2.58	110.2	1464.7	5.70	5.4	2.03	83.8	1561.4	7.63	5.2	2.81	170.0	1581.3	4.07	4.8
2	0.09	14.6	429.3	0.06	19.6	0.05	14.6	424.1	0.12	19.8	0.06	15.4	410.2	0.35	20.4
3	5.36	296.5	1617.3	0.64	4.2	5.30	269.4	1697.5	1.28	4.2	4.63	261.4	1819.1	1.28	4.0
4	1.20	77.0	1110.4	2.92	7.2	0.89	65.6	1179.0	3.13	6.9	0.75	65.9	1225.0	3.23	6.7
5	0.20	6.1	975.0	3.96	9.0	0.12	3.7	1000.3	4.53	8.8	0.13	2.4	1084.6	6.85	8.2
6	0.02	0.7	286.0	0.53	30.9	0.01	2.7	278.1	0.51	31.4	0.01	0.7	318.8	0.97	27.7
7	0.20	6.4	1139.7	10.57	7.7	0.34	26.2	1167.5	10.37	7.3	1.18	93.2	1254.4	8.82	6.3
8	0.01	0.5	333.2	1.16	26.6	0.00	1.0	315.2	1.16	28.0	0.01	0.3	445.5	2.50	19.9
9	0.01	0.0	924.9	5.00	9.6	0.01	0.7	949.8	5.90	9.3	0.04	0.0	1123.0	11.80	7.9
10	0.42	10.8	318.2	0.76	26.4	0.42	9.5	320.2	0.83	26.4	0.49	10.8	380.6	1.94	22.2
11	0.27	13.6	1085.0	8.85	8.0	0.25	15.1	1125.3	10.76	7.7	0.66	54.1	1271.4	11.82	6.5
12	0.36	9.5	298.1	0.80	28.3	0.38	11.4	308.1	0.80	27.1	0.47	11.0	365.2	1.86	23.1
13	0.38	16.2	1114.4	8.99	7.8	0.37	19.7	1181.7	10.47	7.3	0.44	26.4	1342.0	14.37	6.4
14	0.24	6.3	314.4	0.84	27.3	0.20	7.9	296.6	0.84	28.7	0.19	7.1	395.0	2.08	21.8
15	0.41	30.5	352.5	0.12	22.1	0.36	30.0	316.2	0.12	24.4	0.07	7.2	356.1	0.29	24.1
16	1.75	130.7	694.6	0.00	9.8	1.72	135.7	726.9	0.00	9.4	1.54	127.8	697.5	0.37	9.8
17	0.61	27.7	1158.2	7.02	7.4	0.59	29.9	1222.6	7.93	7.0	0.59	33.7	1372.4	10.71	6.2
18	0.10	5.3	285.1	0.34	30.2	0.04	7.8	287.4	0.40	29.6	0.04	4.5	336.8	0.80	25.8
19	0.49	27.3	1154.7	5.70	7.4	0.47	29.9	1188.0	7.25	7.2	0.43	24.9	1325.6	11.23	6.5
20	0.22	9.9	305.8	0.35	27.6	0.13	12.5	326.9	0.43	25.6	0.03	9.9	367.2	0.78	23.2
21	0.50	26.3	1192.4	9.62	7.2	0.65	47.2	1281.2	11.44	6.5	1.02	86.6	1413.2	11.94	5.7
22	0.49	12.5	313.4	0.68	26.5	0.50	15.2	325.2	0.80	25.3	0.47	12.6	399.6	1.91	21.1
23	1.58	76.7	1310.5	4.19	6.2	1.71	87.1	1396.7	5.01	5.8	1.61	80.7	1481.8	7.05	5.5
24	0.06	3.4	948.9	5.72	9.3	0.04	4.3	1007.5	6.94	8.8	0.05	0.0	1123.0	12.45	7.9
25	0.03	3.8	285.2	0.82	30.5	0.04	5.4	288.2	0.92	29.9	0.02	2.2	371.1	2.07	23.7
26	0.33	28.9	401.6	0.00	19.8	0.11	17.7	417.7	0.12	19.9	0.02	0.8	421.6	0.60	21.0
27	0.26	13.5	998.8	6.31	8.7	0.26	14.2	1077.5	7.56	8.1	0.27	13.2	1226.3	13.03	7.1
28	0.44	11.4	345.3	0.80	24.3	0.50	16.3	339.5	0.77	24.2	0.45	12.6	421.4	2.03	20.1
29	1.33	63.3	1219.1	3.42	6.7	1.16	64.0	1340.6	3.70	6.1	1.33	65.7	1385.7	5.73	5.9
30	0.08	4.9	1010.7	7.93	8.7	0.08	6.9	1069.6	9.77	8.2	0.25	34.7	1200.9	9.66	7.1
31	0.01	0.8	261.5	0.89	33.8	0.01	5.2	270.3	0.87	31.9	0.01	1.1	341.2	2.12	25.9
32	0.30	36.8	394.6	0.00	19.6	0.39	34.5	416.3	0.18	18.8	0.22	26.7	408.1	0.12	19.7
BAG ACT.	0.45	18.7	706.9	3.38	12.0	0.46	18.8	740.5	3.80	11.5	0.45	24.0	868.4	5.44	9.8
CALC.	0.40	18.1	702.6	3.26	12.1	0.39	20.2	728.2	3.72	11.7	0.41	23.2	853.5	5.67	10.0
33	0.43	16.3	81.5	0.03	81.7	0.35	11.7	84.0	0.00	85.8	0.42	15.2	82.1	0.00	82.8
34	4.83	168.9	1035.1	0.33	6.7	4.11	126.5	1085.0	0.00	6.8	4.26	143.3	1041.5	0.02	6.9
35	2.77	101.5	648.8	0.27	10.9	2.47	86.1	650.0	0.10	11.2	2.40	86.8	656.8	0.16	11.1
36	2.13	103.3	640.3	0.48	11.0	1.98	92.1	630.9	0.32	11.4	2.02	95.8	649.2	0.42	11.0
37	0.06	4.4	651.3	0.40	13.5	0.09	6.0	623.2	0.19	14.0	0.03	2.2	694.7	0.77	12.7
38	0.01	0.0	622.7	1.50	14.3	0.02	0.0	604.8	1.28	14.7	0.01	0.0	735.6	2.68	12.1
39	0.06	0.0	692.3	3.20	12.8	0.02	0.1	686.4	2.99	12.9	0.23	0.0	889.2	6.67	10.0

EMISSION RESULTS IN GRAMS PER MILE (PER MINUTE FOR IDLE)

FUEL ECONOMY IN MILES PER GALLON (MINUTES PER GALLON FOR IDLE)

FUEL ECONOMY CALCULATIONS ASSUME A 1:1.85 CARBON TO HYDROGEN RATIO

APPENDIX I,CONT'D

LISTING OF LOADED TESTING EMISSION AND FUEL ECONOMY RESULTS ON

VEHICLE 005 1975 DODG TRUC 318

HOUSTON

MODE NO.	IWT=3500 RLHP=11.2 HC	CO	CO2	NOX	FUEL ECON	IWT=4000 RLHP=11.2 HC	CO	CO2	NOX	FUEL ECON	IWT=4500 RLHP=24.7 HC	CO	CO2	NOX	FUEL ECON
1	5.03	120.9	1138.5	3.33	6.6	4.96	133.9	1209.9	2.20	6.2	5.06	115.5	1339.7	3.44	5.8
2	0.81	19.4	419.6	0.17	19.6	0.28	14.0	421.8	0.00	20.0	0.22	4.7	453.6	2.73	19.2
3	5.48	158.4	1270.2	0.54	5.8	4.31	128.1	1326.2	0.32	5.8	2.87	100.3	1489.9	0.00	5.4
4	1.92	45.6	819.7	1.09	9.9	1.24	39.5	851.6	0.92	9.7	0.79	40.5	904.9	0.59	9.1
5	1.72	36.0	663.8	3.04	12.2	1.33	32.9	691.4	1.90	11.9	1.42	41.2	748.2	2.34	10.9
6	0.36	6.1	280.5	1.27	30.5	0.15	3.5	266.5	0.82	32.6	0.78	18.7	324.6	1.61	24.9
7	2.70	99.2	794.1	1.46	9.3	2.85	111.8	823.6	1.61	8.8	3.07	144.5	923.0	2.39	7.7
8	0.72	19.2	293.4	0.98	27.2	0.71	18.7	287.1	0.94	27.8	1.28	41.1	427.2	1.38	17.9
9	1.52	47.8	642.6	2.07	12.3	1.83	51.6	674.8	3.47	11.7	2.78	120.9	790.0	2.57	9.0
10	0.86	18.6	284.3	1.20	28.1	0.75	17.4	281.8	1.22	28.5	1.01	29.3	370.7	1.78	21.1
11	2.78	85.9	824.7	2.66	9.2	3.29	119.8	855.7	2.46	8.4	3.81	213.4	932.5	1.72	6.9
12	0.89	20.3	304.4	1.26	26.2	0.95	19.2	301.4	1.18	26.5	1.21	34.9	388.4	1.89	19.8
13	2.40	82.3	868.7	2.34	8.8	3.35	104.5	896.6	3.36	8.3	4.50	209.0	973.3	2.84	6.7
14	0.61	15.8	273.5	1.32	29.6	0.66	15.8	269.0	1.20	30.0	1.10	30.8	364.1	2.09	21.3
15	0.02	0.0	321.4	1.13	27.6	0.06	1.7	325.3	0.33	27.0	0.15	3.9	333.1	1.51	26.1
16	1.73	74.8	753.7	0.37	10.1	1.58	65.0	782.8	0.00	10.0	0.62	43.2	824.3	0.75	9.9
17	3.01	81.1	936.3	2.86	8.3	3.32	87.4	968.9	3.03	7.9	3.50	123.9	1037.5	2.83	7.1
18	0.24	9.5	290.0	1.18	29.0	0.21	7.5	279.9	0.77	30.4	0.76	20.2	331.4	2.14	24.3
19	1.68	61.8	865.7	1.33	9.2	1.87	67.2	891.5	1.27	8.8	1.96	92.1	969.8	1.17	7.9
20	0.26	13.6	346.7	0.67	24.1	0.24	11.6	331.8	0.47	25.3	0.69	20.9	377.1	1.77	21.5
21	3.44	140.4	926.8	2.08	7.7	4.27	189.1	926.3	2.16	7.2	4.77	231.7	1061.7	3.22	6.2
22	0.87	21.8	305.6	1.12	25.9	0.77	19.9	299.4	0.92	26.6	1.11	33.0	386.3	1.78	20.1
23	2.01	84.8	1037.7	1.43	7.5	2.97	97.0	1071.9	2.30	7.2	3.28	104.3	1155.2	3.13	6.7
24	1.59	50.2	697.2	2.69	11.4	2.00	63.5	708.0	3.09	10.9	2.43	115.7	805.3	1.89	8.9
25	0.64	16.5	268.9	1.35	29.9	0.60	15.4	270.4	1.37	29.9	1.05	31.2	356.1	1.83	21.7
26	0.02	2.5	462.6	0.67	19.0	0.09	8.2	458.8	0.18	18.8	0.17	5.7	476.4	2.18	18.3
27	2.28	63.2	777.7	3.27	10.0	2.64	76.1	815.5	3.32	9.4	3.36	145.8	912.9	2.50	7.7
28	0.71	20.3	310.3	1.20	25.8	0.79	21.1	305.7	1.20	26.0	1.04	31.4	401.3	2.26	19.6
29	1.46	59.4	942.9	1.42	8.5	1.79	72.1	979.1	1.64	8.1	1.98	83.8	1077.9	1.75	7.3
30	1.87	68.9	725.0	2.15	10.6	2.18	83.5	762.2	2.13	9.9	2.53	128.6	854.1	1.76	8.3
31	0.65	17.5	270.1	1.50	29.6	0.60	17.6	268.0	1.29	29.8	1.11	35.6	354.4	1.62	21.4
32	0.13	15.0	441.9	0.53	19.0	0.09	7.2	428.9	1.12	20.1	0.17	5.5	461.4	1.36	18.9
BAG ACT.	1.49	45.6	554.3	1.43	14.1	1.56	52.4	568.2	1.51	13.5	1.93	84.6	681.5	1.10	10.8
CALC.	1.43	44.3	553.1	1.69	14.1	1.55	49.7	561.4	1.72	13.8	2.01	83.0	667.3	2.08	11.0
33	0.51	9.1	97.3	0.00	78.4	0.42	9.7	95.4	0.00	79.3	0.38	8.9	90.5	0.00	84.0
34	6.07	114.4	1158.1	0.25	6.5	4.93	98.5	1163.8	0.00	6.7	4.43	88.7	1116.4	0.15	7.0
35	3.05	57.2	588.7	0.17	12.9	2.49	50.6	581.9	0.00	13.3	2.24	45.8	576.7	0.05	13.5
36	0.66	7.1	548.7	0.02	15.8	0.92	13.9	513.9	0.00	16.5	0.04	0.4	553.6	0.12	16.0
37	0.07	0.6	426.5	0.86	20.8	0.39	7.0	387.6	0.45	22.2	0.02	0.0	440.7	4.36	20.1
38	0.15	3.1	458.0	1.20	19.2	0.45	12.2	430.3	2.43	19.7	1.68	37.8	504.1	4.25	15.6
39	1.38	35.7	469.5	2.99	16.7	1.59	40.8	466.8	2.73	16.6	2.07	62.8	658.2	4.54	11.6

EMISSION RESULTS IN GRAMS PER MILE (PER MINUTE FOR IDLE)

FUEL ECONOMY IN MILES PER GALLON (MINUTES PER GALLON FOR IDLE)

FUEL ECONOMY CALCULATIONS ASSUME A 1:1.85 CARBON TO HYDROGEN RATIO

APPENDIX I, CONT'D

LISTING OF LOADED TESTING EMISSION AND FUEL ECONOMY RESULTS ON

VEHICLE 008 1975 FORD TRUC 360

HOUSTON

MODE NO.	IWT=4000 RLHP=12.0 HC	CO	CO2	NOX	FUEL ECON	IWT=4500 RLHP=12.0 HC	CO	CO2	NOX	FUEL ECON	IWT=5000 RLHP=25.9 HC	CO	CO2	NOX	FUEL ECON
1	1.71	9.7	1304.6	4.38	6.7	1.74	16.0	1425.6	5.41	6.1	3.68	18.3	1530.4	7.51	5.7
2	2.77	3.7	459.8	0.49	18.7	2.95	4.1	471.4	0.73	18.2	2.42	6.3	522.5	0.96	16.4
3	2.07	18.8	1593.3	1.16	5.4	1.88	14.0	1590.8	2.24	5.5	3.68	23.3	1662.5	1.47	5.2
4	1.00	6.4	933.6	1.97	9.4	1.01	6.1	1001.9	2.51	8.7	1.41	7.4	1111.4	2.77	7.9
5	0.77	4.2	786.7	3.58	11.2	0.77	4.1	835.6	3.80	10.5	0.93	5.3	953.0	6.68	9.2
6	1.62	2.5	343.6	0.33	25.2	1.67	2.4	340.1	0.43	25.4	0.83	4.2	428.4	0.84	20.3
7	0.99	7.8	976.9	11.63	8.9	0.98	13.4	1043.8	13.05	8.3	1.42	56.5	1168.4	16.03	7.0
8	1.08	2.3	358.2	1.17	24.3	0.94	2.3	376.1	1.16	23.2	0.60	4.1	504.9	4.38	17.3
9	0.80	4.1	790.9	5.76	11.1	0.77	5.5	835.1	6.58	10.5	0.83	11.8	1026.2	13.05	8.5
10	3.34	2.6	319.3	0.75	26.6	5.61	2.8	324.5	0.80	25.6	3.20	4.6	432.2	3.03	19.7
11	1.03	6.5	956.9	10.89	9.1	1.04	8.2	1045.7	13.31	8.4	0.90	20.1	1246.2	21.18	6.9
12	4.31	2.9	324.8	0.95	25.9	6.51	3.2	350.7	1.18	23.6	3.82	5.5	442.9	3.69	19.1
13	1.03	6.4	1016.7	9.13	8.6	1.11	7.9	1064.8	13.38	8.2	0.95	15.2	1282.7	19.29	6.8
14	2.61	2.6	312.6	0.90	27.3	5.08	2.6	312.1	0.92	26.7	2.93	5.1	422.4	3.34	20.2
15	0.83	3.4	387.6	0.79	22.4	1.20	2.4	398.4	0.87	21.9	1.05	6.3	410.5	1.27	20.9
16	1.40	3.9	866.2	0.55	10.1	1.49	5.1	923.6	0.94	9.5	1.16	13.6	932.5	0.34	9.3
17	1.17	6.3	1024.1	5.89	8.6	1.09	7.2	1120.0	6.59	7.8	1.13	9.6	1266.7	10.48	6.9
18	3.59	2.9	348.9	0.36	24.3	4.00	3.1	343.1	0.39	24.6	2.81	5.1	396.8	0.85	21.5
19	1.12	4.8	967.0	5.55	9.1	1.15	4.9	1037.2	6.47	8.5	1.24	9.1	1156.1	13.97	7.6
20	5.03	3.4	395.9	0.38	21.3	5.87	3.5	384.4	0.42	21.7	3.59	7.5	453.1	0.86	18.6
21	1.13	10.8	1105.5	14.73	7.9	1.13	11.8	1202.5	16.16	7.2	1.02	31.9	1389.8	20.81	6.2
22	4.26	3.0	340.8	0.89	24.7	7.06	3.2	337.0	0.98	24.4	3.92	5.5	442.3	3.22	19.2
23	1.78	10.3	1162.1	3.85	7.5	1.83	10.0	1208.6	4.96	7.2	1.53	18.7	1324.8	5.72	6.5
24	0.70	4.2	836.0	6.24	10.5	0.70	4.6	879.4	7.48	10.0	0.78	12.0	1018.4	14.51	8.5
25	2.22	2.4	322.7	0.87	26.6	3.98	2.5	320.9	0.97	26.3	2.17	4.7	419.1	3.43	20.5
26	2.49	4.3	486.0	0.95	17.7	1.40	4.4	517.8	1.20	16.8	1.41	10.7	545.0	1.50	15.7
27	0.92	4.9	922.5	6.45	9.5	0.88	4.9	972.4	8.39	9.0	0.95	10.8	1113.4	16.36	7.8
28	3.77	2.9	352.3	0.75	24.1	5.98	3.0	350.1	0.95	23.7	3.07	6.2	451.0	3.06	18.9
29	1.55	7.0	1134.3	3.34	7.7	1.57	7.8	1136.3	3.66	7.7	1.37	18.6	1197.9	4.66	7.2
30	0.78	5.2	930.6	8.17	9.4	0.79	5.1	929.3	10.57	9.4	0.75	20.8	1066.8	16.13	8.1
31	2.20	2.5	321.8	1.01	26.7	3.15	2.4	327.8	1.09	26.0	1.94	5.7	413.7	3.87	20.7
32	2.19	4.0	470.7	0.81	18.3	2.89	4.1	476.3	1.11	18.0	1.10	12.1	515.4	1.46	16.5
BAG ACT.	2.10	4.5	655.5	3.37	13.3	2.29	4.8	678.7	4.20	12.8	1.68	9.0	801.3	6.42	10.8
CALC.	1.68	4.5	644.6	3.61	13.5	2.27	4.9	668.5	4.33	13.0	1.68	11.1	809.0	8.07	10.7
33	0.25	0.4	106.7	0.03	82.1	0.25	0.4	106.9	0.03	82.0	0.19	0.4	95.6	0.02	91.6
34	4.19	5.4	1280.1	0.05	6.8	5.41	4.8	1282.3	0.03	6.8	4.97	4.4	1096.9	0.00	7.9
35	1.56	3.1	731.6	0.10	12.0	1.91	3.0	732.8	0.12	11.9	1.22	2.5	692.1	0.00	12.7
36	0.62	2.2	595.8	0.28	14.8	0.65	2.2	607.4	0.26	14.5	0.54	1.9	592.7	0.13	14.9
37	0.30	2.5	490.9	1.04	17.9	0.29	2.5	489.7	0.97	17.9	0.32	3.1	532.1	1.49	16.5
38	0.42	3.4	573.8	0.65	15.3	0.42	3.3	563.6	0.64	15.6	0.52	3.0	622.6	1.65	14.1
39	0.23	3.1	582.1	2.60	15.1	0.25	2.9	582.9	2.77	15.1	0.39	4.5	829.3	8.82	10.6

EMISSION RESULTS IN GRAMS PER MILE (PER MINUTE FOR IDLE)

FUEL ECONOMY IN MILES PER GALLON (MINUTES PER GALLON FOR IDLE)

FUEL ECONOMY CALCULATIONS ASSUME A 1:1.85 CARBON TO HYDROGEN RATIO

APPENDIX I

LISTING OF LOADED TESTING EMISSION AND FUEL ECONOMY RESULTS ON

VEHICLE 012 1975 BUIC CENT 350

HOUSTON

MODE NO.	IWT=4000 RLHP=13.2 HC	CO	CO2	NOX	FUEL ECON	IWT=4500 RLHP=13.2 HC	CO	CO2	NOX	FUEL ECON	IWT=5000 RLHP=27.1 HC	CO	CO2	NOX	FUEL ECON
1	0.39	8.6	1276.8	5.39	6.9	0.67	17.8	1275.6	7.20	6.8	0.51	18.1	1555.9	7.74	5.6
2	0.12	1.1	480.8	0.00	18.4	0.10	0.3	311.1	0.00	28.5	0.09	0.9	512.9	0.35	17.2
3	0.35	10.9	1390.0	1.28	6.3	0.26	2.2	1148.9	1.81	7.7	0.19	6.0	1577.3	2.34	5.6
4	0.24	6.1	874.8	2.25	10.0	0.26	3.9	847.7	3.13	10.4	0.18	4.1	1042.9	3.59	8.5
5	0.42	15.8	722.2	2.74	11.9	0.19	1.8	738.3	4.50	12.0	0.18	1.6	921.3	6.75	9.6
6	0.06	0.5	282.7	0.71	31.3	0.06	0.8	203.1	0.71	43.4	0.05	0.7	328.9	2.20	26.9
7	0.31	3.7	952.1	11.17	9.3	0.86	69.3	903.3	9.09	8.7	1.13	156.9	1075.6	7.61	6.7
8	0.05	0.7	295.5	2.32	29.9	0.05	0.2	230.5	2.32	38.4	0.29	8.1	438.9	2.66	19.6
9	0.14	1.9	746.7	6.33	11.8	0.16	3.1	745.8	7.41	11.8	0.79	89.1	928.6	8.31	8.3
10	0.10	1.1	293.2	1.38	30.0	0.07	0.8	216.1	1.34	40.8	0.15	4.9	402.4	2.65	21.6
11	0.25	8.6	938.4	9.27	9.3	0.24	7.3	972.6	11.09	9.0	0.51	35.8	1215.7	12.36	7.0
12	0.07	1.3	308.4	1.65	28.6	0.07	0.9	231.7	1.91	38.0	0.15	10.7	416.8	2.36	20.4
13	0.19	7.2	977.6	9.15	9.0	0.22	8.8	242.2	10.34	34.6	0.56	40.9	1241.7	12.18	6.8
14	0.05	1.3	280.3	1.71	31.4	0.04	0.7	219.3	1.79	40.2	0.11	7.2	387.0	3.10	22.3
15	0.03	1.9	346.1	0.00	25.4	0.02	1.3	221.8	0.08	39.6	0.03	2.3	378.1	0.46	23.2
16	0.04	7.2	931.9	0.00	9.4	0.01	3.8	546.1	0.00	16.1	0.03	3.5	987.2	0.00	8.9
17	0.21	9.6	1012.4	6.06	8.6	0.19	6.8	1019.5	8.03	8.6	0.22	14.1	1246.8	8.13	7.0
18	0.05	2.3	307.5	0.65	28.5	0.04	1.4	216.9	0.71	40.5	0.03	0.9	362.6	2.34	24.4
19	0.19	5.6	936.9	6.49	9.4	0.16	3.5	942.4	9.55	9.4	0.16	7.8	1117.5	6.24	7.9
20	0.06	2.3	368.4	0.70	23.8	0.04	1.8	248.7	0.78	35.3	0.04	2.2	422.5	2.26	20.8
21	0.37	15.8	1090.9	10.41	7.9	0.54	29.0	1122.8	11.37	7.6	1.30	197.0	1214.2	7.16	5.8
22	0.07	1.7	327.2	1.76	26.9	0.05	1.7	247.9	1.76	35.4	0.18	11.1	429.8	2.33	19.8
23	0.11	6.5	1115.9	5.01	7.9	0.21	11.5	1068.1	6.05	8.2	0.28	24.2	1326.3	6.05	6.5
24	0.15	5.9	779.0	4.27	11.3	0.13	3.6	788.1	7.77	11.2	0.63	73.7	952.7	7.56	8.3
25	0.04	1.3	280.5	1.90	31.4	0.04	1.2	212.7	2.00	41.3	0.17	9.1	382.6	2.51	22.3
26	0.04	4.4	495.1	0.00	17.7	0.02	3.5	301.7	0.06	28.9	0.08	1.7	515.8	0.48	17.1
27	0.16	7.3	870.1	6.75	10.1	0.16	6.3	888.4	8.80	9.9	0.30	19.9	1133.9	8.62	7.6
28	0.05	1.7	332.0	1.54	26.5	0.04	2.1	238.0	1.59	36.8	0.14	11.1	438.3	2.59	19.5
29	0.31	20.2	994.3	3.64	8.6	0.11	8.6	943.5	4.95	9.3	0.31	31.4	1216.0	5.22	7.0
30	0.22	9.5	843.3	6.27	10.3	0.18	5.1	865.6	9.54	10.2	0.97	135.7	977.1	6.60	7.4
31	0.04	1.6	283.0	2.25	31.1	0.03	1.3	215.5	2.17	40.8	0.44	18.6	383.8	2.58	21.4
32	0.04	3.5	479.6	0.00	18.3	0.02	2.6	291.0	0.00	30.1	0.12	3.2	509.1	0.47	17.2
BAG ACT.	0.14	5.8	605.6	3.80	14.4	0.16	8.0	555.1	4.35	15.6	0.63	42.6	821.1	4.17	10.0
CALC.	0.14	4.7	594.4	3.91	14.7	0.15	6.2	516.7	4.52	16.8	0.41	35.7	764.3	5.03	10.8
33	0.03	0.0	120.6	0.18	73.5	0.02	0.0	122.2	0.03	72.6	0.01	0.0	123.1	0.08	72.1
34	0.40	0.2	1447.0	1.16	6.1	0.30	0.0	1456.7	0.00	6.1	0.21	0.0	1476.7	0.00	6.0
35	0.11	0.2	845.8	0.51	10.5	0.16	0.0	723.4	0.00	12.3	0.08	0.0	850.0	0.00	10.4
36	0.10	0.0	540.1	0.39	16.4	0.09	0.0	549.6	0.00	16.1	0.08	0.0	563.2	0.00	15.8
37	0.21	0.1	409.2	0.37	21.6	0.16	0.0	411.5	0.03	21.5	0.15	0.1	475.5	0.55	18.6
38	0.10	0.1	423.6	1.56	20.9	0.09	0.0	433.3	1.31	20.5	0.10	0.0	566.6	4.17	15.7
39	0.05	0.1	470.5	4.22	18.9	0.05	0.0	499.7	4.46	17.8	0.26	24.6	822.2	6.73	10.3

EMISSION RESULTS IN GRAMS PER MILE (PER MINUTE FOR IDLE)

FUEL ECONOMY IN MILES PER GALLON (MINUTES PER GALLON FOR IDLE)

FUEL ECONOMY CALCULATIONS ASSUME A 1:1.85 CARBON TO HYDROGEN RATIO

LISTING OF LOADED TESTING EMISSION AND FUEL ECONOMY RESULTS ON

VEHICLE 018 1975 CHEV MALI 350

HOUSTON

MODE NO.	IWT=4000 RLHP=13.2 HC	CO	CO2	NOX	FUEL ECON	IWT=4500 RLHP=13.2 HC	CO	CO2	NOX	FUEL ECON	IWT=5000 RLHP=27.1 HC	CO	CO2	NOX	FUEL ECON
1	0.47	14.9	1237.2	4.39	7.0	0.80	30.0	1345.1	5.99	6.4	0.41	16.4	1405.2	7.91	6.2
2	0.07	0.3	471.8	0.93	18.8	0.06	1.5	450.3	0.70	19.6	0.04	0.8	467.9	0.29	18.9
3	0.14	0.3	1284.3	1.28	6.9	0.29	12.8	1429.3	0.96	6.1	0.20	11.4	1409.7	1.28	6.2
4	0.15	0.3	867.4	1.72	10.2	0.13	1.7	904.1	1.63	9.8	0.10	1.1	1023.2	2.47	8.7
5	0.14	1.2	722.1	2.36	12.3	0.19	2.1	760.1	2.98	11.6	0.14	0.7	897.0	4.36	9.9
6	0.03	0.1	288.2	0.48	30.8	0.03	1.0	283.5	0.41	31.1	0.02	0.7	339.6	1.34	26.0
7	0.41	7.6	887.0	6.29	9.9	0.85	61.5	912.6	6.67	8.8	1.71	92.4	1055.3	8.30	7.4
8	0.03	0.1	286.0	1.45	31.0	0.03	1.0	286.6	1.50	30.8	0.08	3.0	426.5	4.41	20.6
9	0.12	0.1	716.2	5.12	12.4	0.12	1.0	740.9	5.48	11.9	0.73	36.2	898.8	7.51	9.3
10	0.06	0.1	297.1	1.03	29.8	0.05	1.3	293.8	0.98	30.0	0.04	1.0	472.2	4.20	18.7
11	0.12	0.3	916.1	8.08	9.7	0.23	8.9	952.6	8.39	9.2	1.58	84.0	1077.0	8.80	7.3
12	0.07	0.1	319.3	1.31	27.8	0.05	2.3	312.5	1.29	28.1	0.04	1.9	470.6	3.54	18.7
13	0.11	0.2	946.9	8.04	9.4	0.15	4.5	1011.2	8.89	8.7	1.17	61.5	1149.3	9.24	7.1
14	0.03	0.1	277.5	1.13	31.9	0.02	1.1	279.5	1.03	31.6	0.03	1.4	421.9	3.44	20.9
15	0.02	0.2	352.9	1.13	25.1	0.01	3.3	361.4	0.88	24.2	0.01	1.7	403.4	0.42	21.9
16	0.04	0.4	849.7	0.62	10.4	0.01	6.6	843.2	0.00	10.4	0.00	3.3	854.6	0.37	10.3
17	0.24	6.2	989.6	5.68	8.9	0.15	5.4	1055.5	7.45	8.3	0.09	4.0	1168.3	9.19	7.6
18	0.04	0.2	304.0	0.52	29.2	0.02	2.1	307.0	0.40	28.6	0.01	1.6	335.5	1.17	26.3
19	0.16	0.2	896.9	4.59	9.9	0.13	2.5	962.9	5.53	9.2	0.07	1.3	1033.0	7.01	8.6
20	0.08	0.1	362.1	0.55	24.5	0.04	3.1	368.0	0.51	23.8	0.01	2.1	397.3	1.37	22.2
21	0.56	10.1	1012.6	8.17	8.6	0.88	50.5	1073.6	8.47	7.7	1.78	106.1	1200.0	10.10	6.5
22	0.06	0.2	325.3	1.11	27.2	0.05	2.7	302.7	1.00	28.9	0.04	1.9	431.9	3.28	20.4
23	0.14	2.9	1085.0	4.32	8.1	0.26	16.7	1139.6	4.37	7.6	0.12	9.4	1270.9	6.00	6.9
24	0.09	0.1	766.3	5.68	11.6	0.08	2.3	799.3	6.40	11.1	0.60	33.6	935.6	6.86	9.0
25	0.02	0.1	282.5	1.27	31.4	0.02	1.9	273.7	1.15	32.1	0.03	1.4	421.2	3.39	21.0
26	0.03	0.3	489.0	1.39	18.1	0.01	5.6	466.6	1.15	18.7	0.02	4.0	561.8	0.42	15.6
27	0.12	0.2	845.5	6.80	10.5	0.12	2.4	885.6	7.25	10.0	0.34	20.7	1048.9	7.93	8.2
28	0.06	0.1	326.9	1.03	27.1	0.02	3.4	360.3	1.08	24.3	0.01	1.5	476.9	3.50	18.5
29	0.07	0.7	988.8	3.38	9.0	0.06	6.5	1031.6	3.71	8.5	0.04	3.6	1144.3	5.45	7.7
30	0.09	0.2	828.1	6.12	10.7	0.15	6.9	875.4	6.46	10.0	1.12	62.8	981.1	7.88	8.2
31	0.02	0.1	283.8	1.43	31.2	0.01	2.2	273.7	1.31	32.0	0.04	1.7	385.3	3.54	22.9
32	0.02	0.3	464.4	1.30	19.1	0.01	7.1	445.8	0.88	19.4	0.02	3.9	513.1	0.47	17.1
BAG ACT.	0.10	1.8	594.3	2.75	14.9	0.14	4.3	612.2	3.38	14.3	0.37	20.0	761.3	4.77	11.2
CALC.	0.10	1.0	586.5	3.35	15.1	0.13	6.0	599.1	3.54	14.6	0.36	19.4	748.2	5.40	11.4
33	0.02	0.0	102.7	0.03	86.4	0.01	0.0	103.7	0.06	85.5	0.01	0.0	102.2	0.06	86.8
34	0.59	0.8	1270.0	0.05	7.0	0.43	0.0	1238.5	0.16	7.2	0.43	0.0	1196.8	0.04	7.4
35	0.25	0.3	774.3	0.15	11.4	0.20	0.1	795.9	0.42	11.1	0.21	0.0	747.1	0.14	11.9
36	0.18	0.2	497.0	0.11	17.8	0.15	0.1	492.3	0.18	18.0	0.15	0.0	474.6	0.11	18.7
37	0.10	0.1	410.3	1.05	21.6	0.07	0.1	387.5	1.04	22.9	0.07	0.0	374.9	0.91	23.7
38	0.06	0.1	485.0	0.97	18.3	0.03	0.1	691.5	4.82	12.8	0.05	0.0	583.1	3.37	15.2
39	0.02	0.1	537.7	3.00	16.5	0.02	0.1	517.1	3.43	17.2	0.02	0.0	756.5	7.23	11.7

EMISSION RESULTS IN GRAMS PER MILE (PER MINUTE FOR IDLE)

FUEL ECONOMY IN MILES PER GALLON (MINUTES PER GALLON FOR IDLE)

FUEL ECONOMY CALCULATIONS ASSUME A 1:1.85 CARBON TO HYDROGEN RATIO

LISTING OF LOADED TESTING EMISSION AND FUEL ECONOMY RESULTS ON

VEHICLE 035 1975 PLYM FURY 318

HOUSTON

MODE NO.	IWT=4000 RLHP=13.2 HC	CO	CO2	NOX	FUEL ECON	IWT=4500 RLHP=13.2 HC	CO	CO2	NOX	FUEL ECON	IWT=5000 RLHP=27.1 HC	CO	CO2	NOX	FUEL ECON
1	0.42	0.5	1470.5	8.68	6.0	0.50	2.3	1533.1	8.89	5.8	0.46	1.3	1717.3	11.76	5.2
2	0.11	0.2	309.2	2.09	28.6	0.08	0.1	299.5	0.64	29.6	0.08	0.2	299.0	2.34	29.6
3	0.39	0.5	1751.9	1.93	5.1	0.58	8.0	1759.9	2.14	5.0	0.59	7.8	1863.3	3.17	4.7
4	0.40	1.1	1013.7	3.77	8.7	0.32	0.2	1028.2	3.90	8.6	0.43	0.3	1079.8	7.19	8.2
5	0.29	0.2	752.6	8.37	11.8	0.25	0.2	781.3	8.32	11.3	0.27	0.2	923.5	11.34	9.6
6	0.09	0.1	213.9	0.69	41.4	0.07	0.1	194.5	0.66	45.5	0.05	0.1	229.2	1.50	38.7
7	0.35	0.4	1007.5	14.87	8.8	0.33	0.3	1028.7	14.89	8.6	0.84	8.2	1147.5	19.29	7.6
8	0.06	0.1	235.0	2.37	37.7	0.06	0.1	220.4	1.82	40.2	0.08	0.3	329.7	4.28	26.9
9	0.20	0.2	764.7	9.96	11.6	0.20	0.2	818.2	10.59	10.8	0.25	0.3	980.0	18.60	9.0
10	0.10	0.1	228.4	1.46	38.8	0.13	0.1	221.3	1.44	40.0	0.07	0.1	302.2	3.02	29.3
11	0.22	0.4	1000.9	12.70	8.9	0.25	0.3	1053.6	14.66	8.4	0.30	0.6	1208.1	23.80	7.3
12	0.10	0.2	224.0	1.83	39.5	0.13	0.1	215.8	1.54	41.0	0.08	0.1	295.0	3.23	30.0
13	0.20	0.5	1039.6	11.76	8.5	0.22	0.3	1097.6	13.73	8.1	0.27	0.8	1255.0	22.31	7.1
14	0.07	0.2	212.8	1.71	41.6	0.08	0.1	207.6	1.55	42.7	0.07	0.1	298.0	3.87	29.7
15	0.04	0.2	249.7	0.96	35.5	0.04	0.1	240.5	0.79	36.9	0.02	0.1	223.5	0.56	39.7
16	0.23	0.9	588.6	0.62	15.0	0.10	0.4	604.8	0.12	14.7	0.11	0.4	567.5	0.00	15.6
17	0.25	0.5	1097.9	8.03	8.1	0.25	0.3	1153.1	10.08	7.7	0.26	0.5	1277.8	12.63	6.9
18	0.08	0.2	211.4	0.62	41.9	0.05	0.1	191.8	0.56	46.2	0.06	0.2	252.1	1.58	35.2
19	0.24	0.3	1036.5	8.42	8.6	0.24	0.3	1103.9	10.23	8.0	0.37	0.4	1185.0	14.23	7.5
20	0.11	0.2	236.1	0.59	37.5	0.09	0.1	225.5	0.55	39.3	0.06	0.2	270.7	1.26	32.7
21	0.28	0.4	1160.4	15.72	7.6	0.30	0.5	1208.9	17.64	7.3	0.47	1.3	1440.2	31.00	6.1
22	0.13	0.2	234.2	1.51	37.8	0.12	0.1	223.0	1.60	39.7	0.07	0.1	313.7	3.45	28.3
23	0.20	0.5	1288.2	5.63	6.9	0.26	1.9	1341.2	6.02	6.6	0.20	0.6	1491.0	7.48	5.9
24	0.22	0.3	800.5	10.31	11.1	0.20	0.3	832.4	11.13	10.6	0.41	3.1	996.3	19.14	8.9
25	0.06	0.2	207.7	1.64	42.6	0.06	0.1	199.2	1.86	44.5	0.05	0.1	266.8	3.68	33.2
26	0.04	0.3	319.5	1.45	27.7	0.05	0.2	309.4	1.09	28.6	0.02	0.2	311.9	0.98	28.4
27	0.18	0.4	915.5	9.07	9.7	0.18	0.3	954.9	9.86	9.3	0.23	0.4	1137.1	17.56	7.8
28	0.11	0.2	246.3	1.57	35.9	0.10	0.1	241.0	1.57	36.7	0.06	0.1	316.8	3.14	28.0
29	0.15	0.5	1141.9	3.38	7.8	0.20	1.3	1185.8	4.31	7.5	0.17	0.4	1299.0	5.57	6.8
30	0.24	0.3	888.4	12.70	10.0	0.22	0.3	916.3	13.57	9.7	0.38	0.6	1097.8	25.01	8.1
31	0.05	0.2	200.2	1.74	44.2	0.05	0.1	188.4	1.76	47.0	0.05	0.1	261.9	3.95	33.8
32	0.04	0.4	305.6	1.36	29.0	0.07	0.2	307.5	1.18	28.8	0.02	0.2	304.1	2.06	29.2
BAG ACT.	0.14	0.1	585.9	4.89	15.1	0.15	0.2	599.4	5.60	14.8	0.21	2.1	765.7	9.05	11.5
CALC.	0.15	0.3	581.5	5.08	15.2	0.15	0.2	593.8	5.44	14.9	0.18	0.7	736.0	9.81	12.0
33	0.02	0.0	76.8	0.02	115.5	0.03	0.0	77.6	0.00	114.3	0.01	0.0	75.1	0.02	118.2
34	0.42	0.0	949.6	0.01	9.3	0.64	0.0	930.7	0.00	9.5	0.43	0.0	891.4	0.01	9.9
35	1.65	0.1	713.6	0.64	12.3	1.50	0.0	698.6	0.19	12.6	1.42	0.0	875.6	0.68	10.1
36	1.71	0.1	584.6	0.70	15.0	1.40	0.0	577.7	0.39	15.2	0.78	0.0	563.0	0.78	15.7
37	0.12	0.0	357.7	2.87	24.8	0.12	0.0	348.7	2.55	25.4	0.12	0.0	412.0	3.87	21.5
38	0.13	0.1	422.4	1.32	21.0	0.12	0.0	415.5	1.23	21.3	0.12	0.0	533.2	4.56	16.6
39	0.08	0.1	462.0	5.34	19.2	0.10	0.0	472.8	5.98	18.8	0.12	0.1	742.3	12.78	11.9

EMISSION RESULTS IN GRAMS PER MILE (PER MINUTE FOR IDLE)

FUEL ECONOMY IN MILES PER GALLON (MINUTES PER GALLON FOR IDLE)

FUEL ECONOMY CALCULATIONS ASSUME A 1:1.85 CARBON TO HYDROGEN RATIO

APPENDIX I,CONT'D

LISTING OF LOADED TESTING EMISSION AND FUEL ECONOMY RESULTS ON

VEHICLE 038 1975 PONT LEMA 350

HOUSTON

MODE NO.	IWT=4000 RLHP=12.0 HC	CO	CO2	NOX	FUEL ECON	IWT=4500 RLHP=12.0 HC	CO	CO2	NOX	FUEL ECON	IWT=5000 RLHP=25.9 HC	CO	CO2	NOX	FUEL ECON
1	2.07	29.0	1441.4	8.61	5.9	2.03	32.6	1550.0	10.05	5.5	2.70	82.7	1650.3	8.56	5.0
2	0.17	12.2	508.1	1.90	16.8	0.14	5.3	503.1	1.90	17.3	0.12	13.2	537.3	3.69	15.9
3	4.97	100.5	1591.4	3.08	5.0	4.72	83.3	1710.7	4.46	4.8	4.45	128.6	1708.3	5.52	4.6
4	1.51	32.2	1007.6	5.91	8.4	1.20	23.1	1038.8	6.50	8.2	1.09	35.9	1095.2	8.66	7.7
5	0.15	2.3	805.2	6.37	11.0	0.14	2.5	864.7	6.38	10.2	0.23	9.1	972.3	7.75	9.0
6	0.05	3.3	267.9	1.31	32.5	0.03	0.4	272.7	1.26	32.5	0.04	0.1	308.0	3.15	28.8
7	1.34	39.0	989.2	10.44	8.4	1.18	37.4	1061.3	12.27	7.9	1.27	52.3	1162.4	12.28	7.1
8	0.06	2.5	276.2	2.48	31.7	0.05	0.6	273.4	3.00	32.3	0.08	2.1	399.7	3.71	22.0
9	0.56	25.7	768.1	5.96	11.0	0.67	28.6	800.6	7.22	10.5	0.51	33.6	976.4	10.47	8.6
10	0.32	12.9	285.6	1.69	28.9	0.32	10.9	286.2	1.88	29.2	0.26	14.4	391.1	3.94	21.4
11	1.45	57.5	966.7	9.20	8.4	1.67	62.4	1015.1	10.18	7.9	1.76	83.1	1170.5	11.63	6.8
12	0.45	15.8	306.1	2.16	26.7	0.40	12.9	305.2	2.05	27.2	0.43	23.3	400.7	2.55	20.2
13	1.37	58.6	1007.3	9.15	8.0	1.51	62.6	1071.6	10.72	7.6	1.88	89.9	1212.4	11.54	6.5
14	0.22	8.4	285.2	2.01	29.7	0.24	7.7	265.5	2.05	31.9	0.21	11.6	388.4	3.63	21.8
15	0.10	9.3	376.9	1.95	22.7	0.06	2.2	373.3	1.62	23.5	0.09	1.8	382.3	0.62	23.0
16	3.42	110.2	1010.4	0.49	7.4	3.24	95.6	986.8	0.25	7.7	3.61	144.1	923.7	0.12	7.6
17	0.82	24.9	1123.8	8.31	7.6	0.80	27.9	1179.7	5.87	7.2	1.97	95.4	1212.0	5.37	6.5
18	0.16	11.8	305.2	1.23	27.4	0.12	8.6	300.9	1.14	28.2	0.07	6.6	332.8	3.03	25.8
19	0.91	33.1	1038.8	7.73	8.1	0.92	32.6	1080.8	7.04	7.8	1.07	52.8	1136.2	6.03	7.3
20	0.29	20.7	380.6	1.28	21.4	0.28	15.6	366.7	1.17	22.6	0.08	11.0	387.8	2.91	21.9
21	1.94	73.9	1148.5	10.43	7.0	2.07	79.3	1219.1	11.19	6.6	1.29	69.5	1393.2	10.90	5.9
22	0.45	17.7	321.5	1.79	25.3	0.41	16.0	314.3	1.76	26.0	0.24	11.9	413.5	3.54	20.5
23	1.53	45.6	1269.5	9.82	6.6	1.66	45.4	1366.5	10.27	6.1	1.46	41.1	1417.0	12.59	6.0
24	0.65	32.0	831.8	6.45	10.0	0.81	38.9	873.8	7.26	9.5	0.49	34.7	1007.1	10.40	8.3
25	0.17	7.8	272.2	2.15	31.1	0.15	5.5	259.9	2.05	33.0	0.06	6.1	371.1	2.85	23.3
26	0.56	27.9	533.3	1.80	15.3	0.24	16.0	524.9	0.72	16.1	0.06	1.0	531.5	6.49	16.6
27	0.79	33.5	920.9	8.77	9.1	0.98	45.7	969.2	7.51	8.5	1.24	63.0	1097.5	10.14	7.4
28	0.44	19.2	329.4	1.73	24.6	0.44	16.0	327.0	1.87	25.1	0.34	19.8	418.6	3.91	19.7
29	1.42	43.3	1114.6	9.10	7.5	1.43	38.5	1163.7	9.71	7.2	1.33	37.3	1252.3	10.89	6.7
30	0.91	39.8	915.2	8.15	9.1	1.05	45.7	949.9	8.39	8.7	1.06	67.6	1030.3	9.48	7.8
31	0.07	4.9	267.5	2.27	32.2	0.06	3.1	263.3	2.25	33.1	0.12	11.1	352.9	3.65	23.9
32	0.74	37.4	510.7	1.17	15.5	0.85	40.7	490.2	1.11	15.9	0.05	9.5	515.1	2.99	16.7
BAG ACT.	0.67	20.8	634.4	4.76	13.3	0.62	25.9	647.6	4.66	12.9	0.76	42.3	774.1	5.37	10.5
CALC.	0.64	24.5	623.0	5.06	13.4	0.66	24.3	640.3	5.33	13.0	0.80	40.2	759.9	6.33	10.7
33	0.58	11.9	127.7	0.00	59.8	0.42	4.7	108.7	0.06	75.5	0.47	7.5	126.2	0.08	63.7
34	7.52	151.1	1552.7	0.00	4.9	6.32	97.2	1305.7	0.43	6.0	6.00	70.8	1544.8	0.60	5.3
35	3.51	64.8	801.5	0.00	9.7	2.78	36.0	673.1	0.05	12.0	2.67	32.6	792.7	0.01	10.4
36	2.32	36.5	544.4	0.00	14.6	2.03	28.3	442.0	0.05	18.0	2.08	26.9	525.1	0.07	15.5
37	0.24	1.2	427.9	2.34	20.6	0.07	0.2	358.0	2.35	24.8	0.11	0.1	462.2	4.52	19.2
38	0.12	0.0	465.8	2.43	19.0	0.05	0.0	424.0	2.68	20.9	0.10	0.0	573.3	6.56	15.5
39	0.11	0.1	531.0	5.76	16.7	0.04	0.0	514.7	6.93	17.2	1.49	70.4	741.5	7.55	10.4

EMISSION RESULTS IN GRAMS PER MILE (PER MINUTE FOR IDLE)

FUEL ECONOMY IN MILES PER GALLON (MINUTES PER GALLON FOR IDLE)

FUEL ECONOMY CALCULATIONS ASSUME A 1:1.85 CARBON TO HYDROGEN RATIO

APPENDIX I,CONT'D

LISTING OF LOADED TESTING EMISSION AND FUEL ECONOMY RESULTS ON

VEHICLE 047 1974 BUIC ELEC 455

HOUSTON

MODE NO.	IWT=5000 RLHP=14.7 HC	CO	CO2	NOX	FUEL ECON	IWT=5500 RLHP=14.7 HC	CO	CO2	NOX	FUEL ECON	IWT=6000 RLHP=29.4 HC	CO	CO2	NOX	FUEL ECON
1	9.03	58.3	1558.9	20.41	5.3	8.12	46.2	1736.7	23.88	4.8	9.23	82.8	1834.6	24.30	4.5
2	1.67	10.5	463.9	1.01	18.3	1.78	5.2	454.4	1.25	19.0	1.94	2.4	480.0	2.02	18.1
3	7.33	26.5	1714.8	3.59	5.0	7.72	18.1	1891.3	6.03	4.6	7.82	31.5	1877.1	5.74	4.5
4	4.42	14.3	1025.2	11.45	8.4	4.16	9.9	1136.3	13.84	7.6	4.77	13.5	1152.9	14.73	7.5
5	3.78	9.5	838.9	15.42	10.3	3.73	9.8	926.7	17.27	9.3	4.43	20.6	973.6	18.53	8.7
6	0.89	5.6	293.8	2.35	29.1	0.87	3.6	295.6	2.86	29.2	1.24	2.4	360.1	6.31	24.1
7	5.18	55.8	1085.3	18.28	7.5	4.84	61.7	1202.1	19.57	6.8	7.34	140.0	1201.7	13.87	6.1
8	0.93	5.4	311.6	5.48	27.5	0.88	3.7	324.1	6.10	26.7	1.80	9.3	518.1	13.46	16.5
9	3.62	25.0	823.5	17.11	10.2	3.47	31.1	926.1	18.23	9.0	3.99	57.7	1026.6	18.98	7.9
10	4.98	6.2	280.7	3.61	29.0	5.44	4.4	277.1	3.84	29.5	3.35	6.7	424.7	10.55	19.9
11	4.74	44.0	1068.1	21.21	7.7	4.52	55.2	1199.7	21.43	6.8	4.60	87.5	1295.3	19.28	6.1
12	5.54	7.1	297.3	4.62	27.2	5.81	5.2	297.6	5.05	27.4	2.94	9.2	516.3	14.40	16.4
13	5.17	40.6	1109.7	23.52	7.5	5.01	51.7	1243.5	23.91	6.6	4.92	91.5	1366.0	21.06	5.8
14	3.53	5.9	282.0	4.32	29.3	3.80	4.3	283.9	4.52	29.3	1.79	8.0	468.0	12.38	18.3
15	1.73	7.6	358.0	1.17	23.6	1.77	4.3	333.7	1.46	25.6	1.66	2.8	442.0	2.47	19.7
16	3.02	22.5	935.8	0.83	9.1	3.03	12.8	953.8	1.67	9.0	2.58	5.1	969.6	0.67	9.0
17	5.73	24.9	1169.0	24.34	7.2	5.43	35.8	1268.0	24.51	6.6	5.40	57.0	1373.7	24.94	6.0
18	2.53	6.8	297.6	2.44	28.1	2.29	4.0	304.4	2.40	27.9	1.64	3.7	426.6	8.32	20.3
19	4.91	19.7	1066.0	20.64	8.0	4.68	23.1	1160.3	21.53	7.3	4.66	44.2	1255.9	22.02	6.6
20	3.91	8.7	345.9	2.15	23.9	4.13	5.6	339.7	2.63	24.5	2.30	4.2	479.9	7.85	18.0
21	5.78	75.2	1237.5	20.94	6.5	5.44	86.4	1368.3	20.67	5.8	5.85	143.6	1496.0	19.11	5.1
22	6.00	8.2	296.9	3.85	27.0	6.19	4.8	301.9	4.28	27.0	4.05	8.4	428.3	9.88	19.5
23	6.85	29.6	1329.8	19.69	6.3	6.86	18.0	1462.6	24.10	5.9	6.51	36.6	1523.8	25.39	5.5
24	3.96	27.7	864.3	18.66	9.6	3.66	28.9	940.3	19.04	8.9	3.89	53.9	1042.9	18.77	7.8
25	2.66	6.2	286.9	4.88	29.1	2.72	4.0	284.0	4.65	29.7	1.85	11.8	479.6	13.61	17.6
26	2.23	13.4	487.1	1.54	17.2	2.46	5.4	486.7	1.95	17.6	2.18	5.7	529.4	3.25	16.3
27	4.60	26.0	988.2	22.62	8.5	4.30	29.9	1081.0	22.95	7.8	4.51	61.6	1208.1	22.36	6.7
28	6.00	7.8	304.7	3.70	26.4	6.01	4.8	314.5	4.13	26.0	3.32	8.0	457.4	10.86	18.5
29	6.01	22.2	1212.4	17.93	7.0	5.81	15.1	1306.2	20.33	6.6	5.62	27.7	1388.2	23.77	6.1
30	4.47	42.2	967.1	18.90	8.5	4.15	45.0	1050.5	18.79	7.8	4.25	75.6	1136.3	18.06	7.0
31	2.37	6.2	273.9	4.95	30.5	1.93	4.1	287.7	5.09	29.6	1.55	10.3	430.5	11.58	19.7
32	2.18	13.0	462.7	1.66	18.1	2.24	6.1	465.2	1.90	18.4	2.24	6.3	525.5	2.85	16.4
BAG ACT.	3.89	14.0	649.1	9.19	13.0	3.83	17.0	676.4	9.09	12.4	3.41	40.0	835.0	11.37	9.8
CALC.	4.02	18.3	648.9	10.99	12.9	3.94	18.5	695.8	11.54	12.0	3.64	36.7	826.4	14.48	9.9
33	0.47	0.5	112.2	0.02	77.5	0.46	0.1	111.8	0.02	78.2	0.45	0.0	111.8	0.00	78.3
34	6.24	6.7	1336.5	0.05	6.5	6.19	4.3	1321.3	0.05	6.6	5.78	3.0	1332.2	0.00	6.5
35	2.89	4.7	783.7	0.25	11.1	3.06	3.5	670.6	0.02	12.9	2.71	0.2	676.0	0.00	13.0
36	1.91	3.8	577.2	0.34	15.1	1.77	4.1	561.9	0.28	15.5	1.81	2.8	592.7	0.00	14.7
37	1.42	2.6	430.9	1.10	20.2	1.38	3.5	421.1	1.04	20.6	1.66	3.2	517.9	2.33	16.8
38	1.15	3.3	467.2	4.12	18.6	1.13	3.4	455.8	3.96	19.1	1.65	4.2	579.2	10.43	15.0
39	1.47	5.8	559.5	11.21	15.5	1.36	6.5	553.5	11.29	15.6	2.41	20.5	767.7	18.97	11.0

EMISSION RESULTS IN GRAMS PER MILE (PER MINUTE FOR IDLE)

FUEL ECONOMY IN MILES PER GALLON (MINUTES PER GALLON FOR IDLE)

FUEL ECONOMY CALCULATIONS ASSUME A 1:1.85 CARBON TO HYDROGEN RATIO

APPENDIX I,CONT'D

LISTING OF LOADED TESTING EMISSION AND FUEL ECONOMY RESULTS ON

VEHICLE 067 1974 PLYM SATE 318

HOUSTON

MODE NO.	IWT=4000 RLHP=13.2 HC	CO	CO2	NOX	FUEL ECON	IWT=4500 RLHP=13.2 HC	CO	CO2	NOX	FUEL ECON	IWT=5000 RLHP=27.1 HC	CO	CO2	NOX	FUEL ECON
1	7.47	151.1	1326.8	6.30	5.6	8.72	174.2	1467.8	8.41	5.0	9.59	208.7	1484.5	9.16	4.8
2	2.18	35.9	421.7	0.40	18.3	1.95	35.9	370.6	0.40	20.5	2.51	38.9	407.1	0.92	18.6
3	9.65	336.9	1305.2	0.85	4.8	10.93	363.3	1457.2	1.27	4.3	11.89	415.1	1459.9	1.16	4.1
4	4.53	91.9	947.1	3.27	8.0	4.69	77.6	1074.1	4.56	7.3	5.47	104.2	1063.3	4.56	7.1
5	3.24	17.2	747.8	5.38	11.3	3.84	21.3	780.9	6.34	10.7	4.41	33.6	878.4	7.94	9.4
6	1.16	3.7	258.1	2.26	33.2	1.12	3.3	226.4	2.06	37.7	1.66	7.0	360.0	2.86	23.6
7	4.32	48.4	980.1	9.91	8.3	4.64	47.8	1060.8	11.12	7.7	5.15	115.0	1106.6	10.83	6.8
8	1.14	6.7	315.0	2.23	27.0	1.01	5.7	282.1	1.86	30.2	1.45	14.1	477.7	3.99	17.6
9	2.83	19.2	765.7	7.26	11.0	3.04	19.7	813.7	7.66	10.4	4.06	44.0	952.0	11.54	8.6
10	1.80	18.3	253.5	1.54	30.8	1.68	19.6	258.4	1.44	30.1	1.68	20.5	422.5	3.64	19.3
11	3.82	51.0	993.4	9.02	8.2	4.24	59.1	1051.7	10.17	7.7	5.49	96.5	1165.1	13.65	6.7
12	1.53	15.0	271.9	1.50	29.5	2.39	18.8	260.8	1.64	29.8	2.15	23.0	428.5	3.87	18.8
13	4.03	51.6	1026.1	8.90	7.9	4.37	58.7	1092.0	9.98	7.4	5.56	92.3	1209.0	13.95	6.5
14	1.53	12.5	221.9	1.51	36.0	1.68	12.8	243.4	1.75	33.0	1.45	16.6	494.8	4.00	16.9
15	1.34	22.5	288.7	0.21	27.0	1.49	21.4	311.2	0.29	25.4	1.93	23.6	331.6	0.83	23.7
16	5.44	229.9	608.5	0.00	9.0	5.67	226.6	617.4	0.00	9.0	5.15	192.8	686.8	0.00	8.8
17	5.04	76.0	1054.1	7.14	7.5	5.12	69.6	1146.2	8.97	7.0	6.25	110.2	1200.6	10.53	6.4
18	1.43	14.6	227.6	1.37	34.8	1.19	10.5	258.8	1.62	31.8	1.57	14.6	287.3	1.86	28.2
19	4.44	62.9	1012.1	6.78	7.9	4.58	60.3	1097.1	8.29	7.4	5.44	89.3	1097.8	9.13	7.1
20	1.92	22.1	270.6	1.39	28.5	1.72	23.7	271.8	1.16	28.2	1.80	22.6	349.7	1.78	22.7
21	5.04	78.6	1119.7	11.25	7.0	5.61	89.3	1181.0	12.50	6.6	6.68	154.8	1282.0	14.48	5.7
22	2.35	23.3	247.5	1.33	30.4	2.41	24.1	256.0	1.35	29.4	2.23	29.0	433.0	3.67	18.3
23	6.55	145.1	1159.5	4.97	6.3	6.96	133.6	1269.3	6.54	5.9	7.76	164.4	1304.1	7.40	5.6
24	3.20	26.4	792.1	6.84	10.5	3.14	24.9	883.1	7.60	9.5	4.40	49.4	953.5	10.93	8.5
25	1.32	9.1	219.0	1.48	37.4	1.37	9.4	247.1	1.60	33.3	1.30	13.2	396.1	3.18	21.1
26	1.89	33.4	385.0	0.12	20.0	1.82	23.9	389.5	0.48	20.5	2.18	25.4	455.4	0.96	17.7
27	3.48	43.7	900.1	7.07	9.1	3.63	43.0	980.2	8.28	8.4	4.68	72.2	1092.3	11.25	7.3
28	2.04	25.6	261.0	1.50	28.8	1.80	25.2	274.2	1.58	27.8	2.00	29.0	427.9	3.41	18.5
29	5.85	121.2	1041.2	3.99	7.1	5.74	109.2	1132.7	4.96	6.7	6.80	137.2	1209.5	5.50	6.1
30	3.67	35.2	869.4	8.08	9.5	3.77	35.8	919.1	9.01	9.0	5.11	70.3	1039.5	12.16	7.6
31	1.21	7.6	224.2	1.54	37.0	1.13	7.6	252.7	1.68	33.1	1.16	13.4	354.6	2.77	23.4
32	2.00	38.0	372.4	0.17	20.2	1.99	38.8	374.0	0.23	20.1	2.11	35.7	399.1	0.64	19.2
BAG ACT.	2.63	37.3	597.1	4.01	13.4	2.67	37.6	618.1	4.36	12.9	3.22	53.9	770.9	5.27	10.3
CALC.	2.69	37.1	575.6	3.92	13.8	2.75	37.1	610.8	4.38	13.1	3.33	53.9	752.7	6.63	10.5
33	0.77	30.0	77.6	0.04	69.8	0.73	28.5	80.4	0.02	69.6	0.68	25.0	82.0	0.00	72.0
34	8.60	330.7	977.8	0.57	5.8	8.60	337.2	983.9	0.19	5.8	8.14	302.2	993.1	0.00	5.9
35	4.39	161.4	493.6	0.29	11.7	4.33	167.3	496.6	0.10	11.5	4.16	156.3	524.9	0.00	11.3
36	2.97	107.7	441.1	0.30	14.3	2.89	111.5	436.5	0.13	14.3	2.72	95.6	485.6	0.06	13.8
37	2.17	24.1	349.9	1.01	22.5	2.21	26.4	336.6	0.80	23.1	2.63	8.4	412.0	3.38	20.5
38	1.61	2.5	381.9	4.31	22.7	1.69	3.4	378.3	3.84	22.8	2.59	8.1	551.6	5.69	15.5
39	2.32	10.3	467.0	5.59	18.1	2.47	12.1	480.2	5.80	17.5	3.05	25.7	837.7	7.25	10.0

EMISSION RESULTS IN GRAMS PER MILE (PER MINUTE FOR IDLE)

FUEL ECONOMY IN MILES PER GALLON (MINUTES PER GALLON FOR IDLE)

FUEL ECONOMY CALCULATIONS ASSUME A 1:1.85 CARBON TO HYDROGEN RATIO

APPENDIX I,CONT'D

LISTING OF LOADED TESTING EMISSION AND FUEL ECONOMY RESULTS ON

VEHICLE 069 1974 PONT CATA 400

HOUSTON

MODE NO.	IWT=4500 RLHP=14.0 HC	CO	CO2	NOX	FUEL ECON	IWT=5000 RLHP=14.0 HC	CO	CO2	NOX	FUEL ECON	IWT=5500 RLHP=28.3 HC	CO	CO2	NOX	FUEL ECON
1	8.94	183.1	1335.1	14.56	5.4	9.46	177.0	1442.2	17.48	5.1	11.75	232.1	1501.7	19.56	4.7
2	4.99	128.0	378.9	0.23	14.9	5.34	126.1	365.2	0.16	15.3	4.69	104.3	411.0	1.09	15.0
3	17.96	562.0	1266.8	0.64	4.0	17.06	531.5	1356.8	0.86	4.0	17.97	529.7	1338.1	2.29	4.0
4	5.92	134.6	874.4	5.22	8.0	5.71	125.8	959.4	7.70	7.6	8.40	151.5	974.3	11.46	7.2
5	4.17	47.7	756.7	12.22	10.5	4.19	49.0	793.7	13.42	10.0	4.00	32.0	942.0	17.51	8.8
6	1.55	24.2	240.2	1.87	31.3	1.66	25.5	239.0	1.70	31.2	1.55	17.0	285.9	4.73	28.0
7	4.48	43.5	1049.7	15.73	7.8	5.02	58.5	1087.8	19.06	7.4	6.65	154.7	1172.1	14.24	6.2
8	1.15	12.6	256.5	4.19	31.7	1.16	12.6	259.6	4.35	31.4	1.72	10.6	372.7	10.48	22.5
9	3.01	9.7	815.7	14.81	10.6	3.14	15.3	845.4	18.39	10.1	3.84	37.7	1055.5	21.00	7.9
10	3.92	38.3	248.4	2.69	27.6	5.84	38.9	234.2	2.62	28.3	4.77	36.5	332.2	7.74	21.9
11	4.27	35.2	1005.2	18.23	8.3	4.74	38.3	1055.9	20.90	7.8	5.61	74.6	1251.8	22.62	6.4
12	4.34	38.4	256.5	3.22	26.8	6.80	38.3	261.3	3.66	25.9	6.50	40.6	334.5	8.04	21.2
13	4.67	40.2	1029.4	19.74	8.0	4.68	40.7	1089.5	22.04	7.6	5.65	75.0	1275.7	23.92	6.3
14	2.74	27.7	238.2	3.00	30.6	4.03	26.8	244.0	3.36	29.7	3.13	25.1	345.8	8.19	22.5
15	3.19	71.9	285.4	0.46	21.7	3.58	82.1	279.7	0.34	21.1	3.15	69.4	323.8	1.23	20.0
16	15.13	379.9	651.2	0.00	6.8	14.45	377.2	659.7	0.00	6.8	14.07	372.8	657.2	0.66	6.9
17	5.73	66.6	1043.4	19.31	7.6	5.82	64.6	1092.6	19.73	7.3	6.01	70.2	1243.8	23.52	6.5
18	3.63	29.4	249.2	1.91	28.9	3.84	44.7	241.6	1.40	27.4	3.27	38.4	291.6	4.20	24.5
19	5.82	69.3	958.8	17.49	8.2	6.02	71.7	983.0	17.85	8.0	5.75	73.6	1156.0	20.85	6.9
20	5.18	55.2	283.5	1.79	23.0	5.22	54.0	292.0	2.09	22.6	4.78	56.6	344.6	4.69	19.8
21	5.20	54.3	1170.0	19.58	7.0	5.57	63.2	1221.1	22.33	6.6	7.76	190.7	1338.5	17.58	5.3
22	4.77	46.5	260.8	3.01	25.4	6.46	46.8	265.6	3.20	24.7	5.62	47.1	351.9	7.66	20.0
23	8.38	170.0	1094.2	13.88	6.4	8.63	166.4	1171.1	14.68	6.1	9.05	177.6	1278.2	18.25	5.6
24	3.65	27.4	814.0	15.37	10.2	3.60	26.6	848.0	18.31	9.8	4.20	42.4	1047.3	20.41	7.9
25	2.35	22.0	227.1	3.14	33.0	3.41	20.8	237.4	3.65	31.6	2.34	18.9	349.3	9.24	23.0
26	4.77	113.4	398.2	0.48	15.0	4.65	108.1	414.4	0.65	14.8	4.57	101.4	434.9	1.62	14.6
27	4.20	35.6	902.5	18.56	9.1	4.27	34.7	960.7	21.17	8.6	4.54	44.1	1168.3	23.67	7.1
28	4.53	52.0	262.3	2.39	24.8	5.94	53.0	268.6	2.90	23.9	4.80	51.4	361.6	7.73	19.4
29	7.89	163.3	953.4	9.51	7.2	8.27	164.4	1048.3	12.06	6.7	8.19	170.1	1112.0	14.05	6.3
30	3.85	28.6	915.5	16.21	9.1	4.07	36.5	951.7	18.99	8.7	5.33	97.1	1094.5	17.91	7.0
31	1.95	17.3	228.9	3.68	33.8	3.16	20.0	237.0	3.76	31.9	2.11	16.9	322.3	8.61	25.0
32	5.26	124.4	385.3	0.41	14.9	5.48	131.5	371.5	0.16	14.9	5.46	114.2	394.0	1.58	15.0
BAG ACT.	4.49	56.8	586.1	7.34	12.9	4.60	59.4	602.0	8.68	12.5	4.75	74.1	752.4	8.58	10.0
CALC.	4.10	55.4	577.8	8.84	13.1	4.63	56.4	596.5	9.84	12.7	4.95	68.6	743.9	13.63	10.2
33	1.78	52.9	83.1	0.01	51.6	1.47	48.0	84.5	0.00	53.9	1.55	47.2	71.3	0.00	59.0
34	21.88	626.6	1006.7	0.08	4.3	19.05	572.9	1052.1	0.00	4.4	18.78	561.3	884.2	0.00	4.9
35	11.14	313.3	503.3	0.01	8.6	10.31	296.2	516.6	0.00	8.7	9.94	282.0	432.6	0.00	9.8
36	8.30	202.3	341.9	0.01	12.9	8.05	194.7	347.6	0.00	13.1	6.61	180.6	313.8	0.00	14.3
37	3.35	94.7	328.3	0.43	18.2	3.31	89.1	317.2	0.22	19.0	2.99	68.3	386.0	1.28	17.7
38	2.08	28.8	419.4	4.08	18.8	1.98	21.0	424.1	3.74	19.2	2.30	20.9	568.3	10.33	14.6
39	1.97	19.9	514.8	8.62	16.1	1.86	15.8	531.4	9.81	15.8	2.75	11.4	803.8	19.56	10.7

EMISSION RESULTS IN GRAMS PER MILE (PER MINUTE FOR IDLE)

FUEL ECONOMY IN MILES PER GALLON (MINUTES PER GALLON FOR IDLE)

FUEL ECONOMY CALCULATIONS ASSUME A 1:1.85 CARBON TO HYDROGEN RATIO

APPENDIX I

LISTING OF LOADED TESTING EMISSION AND FUEL ECONOMY RESULTS ON

VEHICLE 026 1975 FORD TORI 351

PHOENIX

MODE NO.	IWT=4500 RLHP=14.0 HC	CO	CO2	NOX	FUEL ECON	IWT=5000 RLHP=14.0 HC	CO	CO2	NOX	FUEL ECON	IWT=5500 RLHP=28.3 HC	CO	CO2	NOX	FUEL ECON
1	1.69	26.2	1311.5	10.22	6.5	1.64	18.6	1442.4	13.80	6.0	1.85	27.3	1522.4	13.85	5.6
2	0.30	11.2	528.9	0.45	16.2	0.30	11.2	514.9	0.12	16.6	0.24	9.1	505.0	0.15	17.1
3	1.80	59.3	1526.1	1.86	5.5	1.55	41.4	1621.2	2.91	5.2	1.76	48.6	1616.3	2.78	5.2
4	0.83	9.7	928.4	3.94	9.4	0.83	4.9	970.9	6.05	9.0	0.90	5.6	1003.8	6.63	8.7
5	0.75	4.6	801.3	7.44	10.9	0.77	4.6	823.1	8.80	10.7	0.90	5.2	927.6	10.84	9.5
6	0.78	3.6	345.4	0.66	25.1	1.20	2.6	334.3	0.40	25.9	0.54	2.7	372.4	1.59	23.5
7	1.15	63.2	1048.8	6.48	7.7	2.10	113.9	1025.7	7.28	7.3	3.33	160.8	1059.5	5.57	6.7
8	1.04	3.9	347.8	2.20	24.8	1.32	3.1	329.7	1.82	26.2	0.70	6.4	447.4	5.53	19.3
9	0.87	8.3	790.4	11.73	11.0	0.90	9.0	803.8	12.97	10.8	1.16	63.9	1043.4	7.86	7.7
10	1.51	4.0	337.5	1.41	25.5	1.61	4.0	321.6	1.14	26.7	0.74	6.0	404.6	4.34	21.3
11	1.06	38.0	1029.8	10.08	8.1	1.13	52.1	1059.0	10.38	7.8	1.69	135.6	1251.4	7.07	6.0
12	1.74	5.1	349.9	1.33	24.4	1.99	5.2	339.4	1.11	25.1	1.13	7.1	402.3	3.86	21.3
13	1.10	24.2	1032.0	12.32	8.3	1.08	33.0	1085.6	12.29	7.8	1.42	105.9	1274.4	8.17	6.1
14	1.35	4.0	327.1	1.58	26.3	1.53	3.5	315.3	1.42	27.3	0.58	5.7	407.7	4.49	21.2
15	0.24	5.9	400.4	0.57	21.6	0.15	7.0	383.7	0.21	22.5	0.07	3.9	383.1	0.22	22.8
16	1.22	62.5	979.7	0.24	8.2	0.93	48.1	969.2	0.00	8.5	0.66	41.9	960.5	0.00	8.6
17	1.16	14.3	1053.5	11.03	8.2	1.18	14.3	1084.7	12.88	8.0	1.11	32.9	1249.2	12.90	6.8
18	0.79	5.2	360.8	0.51	23.9	0.87	5.6	332.9	0.27	25.8	0.38	4.9	361.3	1.13	24.0
19	1.06	14.3	963.9	9.53	9.0	1.06	21.7	1019.3	10.39	8.4	1.11	51.3	1166.5	8.02	7.1
20	1.31	7.5	404.4	0.57	21.1	1.06	8.1	398.9	0.23	21.4	0.50	7.2	432.3	1.22	19.9
21	1.48	80.0	1170.2	9.02	6.8	1.57	94.8	1233.9	9.36	6.4	2.97	228.3	1361.2	5.50	5.1
22	1.82	5.1	352.6	1.47	24.2	1.64	6.3	361.1	1.25	23.6	0.78	8.2	431.7	3.93	19.9
23	1.43	28.9	1164.8	6.94	7.3	1.24	19.7	1201.5	10.17	7.2	1.16	20.7	1324.3	11.47	6.5
24	0.87	9.4	830.8	11.46	10.5	0.82	10.5	863.6	12.35	10.1	1.08	79.6	1064.6	5.71	7.4
25	1.64	3.4	308.8	1.65	27.8	1.79	3.4	299.7	1.37	28.6	0.80	6.2	390.2	4.72	22.1
26	0.36	7.8	529.7	0.70	16.3	0.33	15.6	518.4	0.18	16.3	0.11	7.1	539.3	0.47	16.1
27	0.98	12.1	912.7	12.38	9.5	0.92	13.1	944.0	13.54	9.2	1.02	64.7	1168.0	8.74	7.0
28	1.39	6.6	368.5	1.44	23.2	1.44	6.3	361.1	1.14	23.6	0.58	7.5	445.0	4.37	19.4
29	1.18	25.3	1082.3	5.08	7.9	1.08	18.3	1111.1	6.77	7.8	1.00	20.7	1205.1	9.20	7.2
30	0.91	14.0	932.0	11.63	9.3	0.88	29.3	982.6	10.13	8.6	1.71	118.9	1091.0	5.73	6.9
31	1.30	4.0	320.2	1.93	26.8	1.84	3.5	296.5	1.49	28.8	0.90	7.3	367.1	4.35	23.3
32	0.32	13.6	519.6	0.63	16.4	0.29	14.4	505.4	0.23	16.8	0.14	10.8	538.2	0.31	16.0
BAG ACT.	0.97	12.6	664.7	5.11	12.9	1.01	16.1	693.2	5.49	12.3	1.03	48.8	826.0	6.65	9.8
CALC.	0.95	13.8	661.4	5.28	12.9	0.94	16.2	668.5	5.53	12.7	0.95	39.9	798.4	6.50	10.3
33	0.23	5.7	124.8	0.09	66.0	0.24	5.4	126.3	0.09	65.5	0.22	5.7	124.2	0.09	66.3
34	2.65	60.5	1556.4	1.03	5.3	2.90	56.3	1544.9	0.94	5.4	2.58	53.5	1529.6	0.94	5.5
35	1.30	30.6	778.2	0.47	10.7	1.43	25.2	777.4	0.47	10.8	1.27	25.9	755.0	0.47	11.1
36	0.34	3.2	725.8	0.72	12.1	0.51	4.4	704.0	0.62	12.5	0.40	3.8	702.5	0.72	12.5
37	0.20	2.1	603.1	0.56	14.6	0.21	2.4	553.0	0.87	15.9	0.28	1.9	614.0	0.76	14.4
38	0.35	3.5	517.7	1.72	16.9	0.37	3.3	515.7	1.64	17.0	0.55	3.9	588.5	5.07	14.9
39	0.26	3.4	570.1	5.40	15.4	0.32	3.2	579.8	6.02	15.2	0.53	13.7	801.7	14.22	10.8

EMISSION RESULTS IN GRAMS PER MILE (PER MINUTE FOR IDLE)

FUEL ECONOMY IN MILES PER GALLON (MINUTES PER GALLON FOR IDLE)

FUEL ECONOMY CALCULATIONS ASSUME A 1:1.85 CARBON TO HYDROGEN RATIO

APPENDIX I,CONT'D

LISTING OF LOADED TESTING EMISSION AND FUEL ECONOMY RESULTS ON

VEHICLE 031 1975 MERC MONT 351

PHOENIX

MODE NO.	IWT=4500 RLHP=14.0 HC	CO	CO2	NOX	FUEL ECON	IWT=5000 RLHP=14.0 HC	CO	CO2	NOX	FUEL ECON	IWT=5500 RLHP=28.3 HC	CO	CO2	NOX	FUEL ECON
1	1.16	23.5	1449.8	9.34	6.0	1.47	40.8	1457.5	8.42	5.8	1.85	59.6	1617.2	9.20	5.2
2	0.12	9.0	579.4	0.83	14.9	0.20	11.1	564.9	0.56	15.2	0.11	10.7	594.1	0.84	14.5
3	1.22	29.0	1628.1	2.98	5.3	1.52	49.6	1682.0	2.18	5.0	1.98	97.9	1783.9	2.28	4.6
4	0.64	16.8	957.0	4.22	9.0	0.76	16.7	967.8	4.19	8.9	0.82	14.2	1065.7	5.82	8.1
5	0.51	7.0	811.3	6.74	10.8	0.50	4.9	827.1	6.48	10.6	0.77	31.8	1011.1	6.30	8.3
6	0.19	4.3	373.8	0.71	23.3	0.16	3.6	346.7	0.52	25.2	0.20	4.7	389.5	1.31	22.3
7	2.26	126.4	951.9	5.10	7.7	3.02	151.5	958.8	4.20	7.4	5.03	270.7	1057.2	3.24	5.9
8	0.52	3.2	359.9	2.47	24.2	0.49	3.4	349.1	2.24	24.9	0.48	9.0	462.2	4.94	18.6
9	0.50	11.9	810.0	8.35	10.7	0.60	11.9	827.1	8.66	10.5	3.00	189.1	960.5	4.82	7.0
10	0.55	3.7	354.7	1.62	24.5	0.82	3.4	333.3	1.44	26.0	0.38	150.3	438.9	3.76	13.1
11	0.97	68.6	1095.9	7.45	7.4	0.94	71.7	1116.1	6.83	7.2	2.98	380.8	1210.6	4.00	4.9
12	0.89	4.4	365.0	1.71	23.7	1.02	4.4	362.5	1.53	23.8	0.35	8.7	458.3	3.44	18.8
13	0.88	51.3	1110.0	8.90	7.4	0.90	61.5	1133.7	7.93	7.2	2.27	214.5	1308.8	4.53	5.4
14	0.39	3.5	337.4	1.82	25.8	0.67	3.4	318.5	1.58	27.2	0.22	6.6	412.9	3.54	20.9
15	0.07	5.9	439.3	0.76	19.8	0.10	6.9	424.4	0.57	20.4	0.00	10.6	427.7	0.61	20.0
16	0.66	27.3	1091.4	1.30	7.8	0.82	31.9	1073.4	0.84	7.9	0.66	63.5	1135.4	0.48	7.2
17	0.79	16.9	1120.5	10.13	7.7	0.90	26.9	1131.4	9.35	7.5	0.87	51.5	1368.1	8.25	6.1
18	0.18	4.8	378.7	0.59	22.9	0.18	4.7	362.3	0.39	24.0	0.08	7.8	409.2	0.96	21.0
19	0.75	24.2	1031.1	7.82	8.3	0.75	22.9	1063.2	8.04	8.1	0.93	61.0	1225.1	6.42	6.7
20	0.17	7.6	447.8	0.67	19.3	0.17	6.5	427.3	0.42	20.3	0.11	9.9	492.5	1.18	17.5
21	1.67	134.9	1226.4	6.60	6.1	1.89	158.2	1242.1	6.19	5.9	6.10	414.8	1175.6	2.55	4.8
22	0.70	5.2	374.2	1.66	23.1	0.77	5.1	366.9	1.39	23.5	0.33	9.7	464.5	3.46	18.5
23	1.00	23.3	1212.3	8.42	7.1	1.09	24.7	1208.1	7.90	7.1	0.97	37.5	1390.2	8.49	6.1
24	0.51	18.0	885.2	7.89	9.7	0.57	24.2	898.8	7.17	9.5	2.70	169.3	968.1	4.33	7.1
25	0.64	3.4	328.6	1.78	26.4	0.79	3.9	311.2	1.53	27.7	0.38	7.6	405.8	3.56	21.2
26	0.09	9.4	604.3	1.04	14.3	0.15	14.0	586.0	0.76	14.6	0.00	13.3	616.5	1.00	13.9
27	0.65	21.4	964.5	9.63	8.9	0.64	24.4	992.5	9.09	8.6	1.53	256.3	1189.5	5.46	5.6
28	0.51	5.2	393.5	1.57	22.0	0.55	5.1	374.8	1.30	23.1	0.20	9.7	478.1	3.46	18.0
29	0.80	20.5	1125.2	5.28	7.7	0.89	28.1	1107.0	5.14	7.7	0.78	37.4	1254.9	6.30	6.7
30	0.80	57.4	980.3	6.12	8.3	0.90	75.2	987.2	5.39	8.0	4.13	241.1	1012.1	3.50	6.3
31	0.76	4.0	334.2	2.05	25.9	0.85	4.5	308.0	1.71	27.9	0.40	9.5	419.0	4.11	20.4
32	0.14	10.7	583.0	0.90	14.8	0.18	15.9	562.1	0.69	15.1	0.11	19.0	623.1	0.74	13.6
BAG ACT.	0.63	21.5	698.2	4.55	12.1	0.70	27.2	693.5	4.22	12.0	1.20	92.8	901.1	5.88	8.4
CALC.	0.57	20.8	681.6	4.58	12.4	0.65	24.0	675.4	4.21	12.4	1.21	95.0	808.9	4.48	9.2
33	0.17	2.1	140.1	0.18	61.7	0.14	1.1	133.8	0.18	65.3	0.17	2.7	136.8	0.11	62.7
34	1.81	19.0	1701.7	1.78	5.1	1.51	13.0	1665.0	1.88	5.3	1.91	24.7	1660.9	0.97	5.2
35	0.30	3.8	1013.5	0.84	8.7	0.23	2.9	1015.5	0.91	8.7	0.32	3.6	967.3	0.49	9.1
36	0.28	2.7	644.8	0.61	13.7	0.21	2.2	642.6	0.64	13.7	0.26	2.1	641.4	0.39	13.7
37	0.10	1.8	540.9	1.24	16.3	0.09	2.0	497.8	0.99	17.7	0.14	2.2	625.3	0.57	14.1
38	0.18	3.5	515.3	1.37	17.0	0.17	3.5	500.4	1.08	17.5	0.38	4.5	595.7	3.91	14.7
39	0.28	3.0	548.9	6.24	16.0	0.22	3.7	500.7	4.97	17.5	0.43	20.6	782.0	10.09	10.9

EMISSION RESULTS IN GRAMS PER MILE (PER MINUTE FOR IDLE)

FUEL ECONOMY IN MILES PER GALLON (MINUTES PER GALLON FOR IDLE)

FUEL ECONOMY CALCULATIONS ASSUME A 1:1.85 CARBON TO HYDROGEN RATIO

APPENDIX I,CONT'D

LISTING OF LOADED TESTING EMISSION AND FUEL ECONOMY RESULTS ON

VEHICLE 050 1974 CHEV MONT 350

PHOENIX

MODE NO.	IWT=4000 RLHP=13.2 HC	CO	CO2	NOX	FUEL ECON	IWT=4500 RLHP=13.2 HC	CO	CO2	NOX	FUEL ECON	IWT=5000 RLHP=27.1 HC	CO	CO2	NOX	FUEL ECON
1	6.20	95.1	1140.1	4.88	6.8	8.22	193.8	1133.6	3.53	6.1	80.77	514.7	1117.0	1.40	4.1
2	0.87	27.6	476.7	0.17	17.0	0.87	26.6	484.4	0.06	16.8	1.36	36.7	466.3	0.00	16.8
3	7.04	132.5	1333.9	1.14	5.7	6.85	117.1	1434.4	1.56	5.4	36.57	228.1	1433.9	1.76	4.7
4	2.76	42.9	807.1	2.32	10.0	2.83	42.1	868.1	3.05	9.4	36.39	119.6	838.6	2.28	7.8
5	2.43	27.2	686.8	3.86	12.0	2.70	37.5	708.9	4.06	11.4	40.23	208.9	680.1	1.24	7.8
6	0.71	11.2	317.1	0.52	26.3	0.60	10.8	318.2	0.47	26.3	1.41	16.5	375.7	1.21	21.9
7	6.71	214.1	744.2	2.05	8.1	7.67	236.1	765.2	1.95	7.6	44.13	284.7	763.3	1.90	6.6
8	0.51	7.3	339.6	1.33	25.2	0.77	7.3	338.4	1.40	25.2	21.91	173.4	344.5	0.44	12.9
9	3.96	92.7	619.9	2.93	11.4	4.80	131.3	627.7	2.55	10.5	23.30	237.4	702.7	2.44	7.7
10	0.95	6.1	306.6	0.81	27.8	0.92	6.5	311.6	0.88	27.3	1.89	34.5	394.7	1.69	19.5
11	7.88	297.2	692.9	1.49	7.5	8.56	339.6	729.1	1.19	6.9	55.01	427.8	883.9	1.88	5.1
12	1.51	7.2	333.0	1.05	25.4	1.46	7.7	332.6	1.00	25.4	20.56	132.1	343.8	0.30	14.4
13	6.99	235.0	780.1	3.02	7.6	8.81	325.8	781.0	1.79	6.7	63.03	471.2	899.5	1.58	4.8
14	0.81	5.6	295.9	0.94	28.9	0.87	6.3	298.0	0.92	28.6	16.05	98.0	324.6	0.46	16.8
15	0.48	15.6	360.2	0.16	23.0	0.55	19.2	372.3	0.04	22.0	2.20	28.6	374.3	0.00	20.8
16	1.31	48.5	889.6	0.12	9.2	1.42	54.9	905.4	0.00	8.9	2.91	54.8	898.6	0.00	8.9
17	7.46	161.1	861.4	3.72	7.8	8.26	251.6	871.4	2.71	6.9	64.13	463.1	892.8	1.40	4.9
18	0.57	9.4	304.9	0.36	27.6	0.51	11.5	315.8	0.30	26.4	1.71	14.7	353.9	0.75	23.2
19	4.78	84.1	848.7	4.18	8.9	5.53	138.3	871.6	3.32	8.0	8.69	200.0	866.7	2.73	7.3
20	0.72	11.2	362.0	0.34	23.2	0.62	11.9	371.4	0.30	22.6	1.03	16.6	410.5	0.83	20.2
21	15.34	362.1	808.2	2.09	6.2	11.19	416.3	853.7	1.45	5.8	44.38	416.9	949.7	2.38	5.1
22	1.08	7.2	335.7	0.80	25.3	1.15	7.7	330.6	0.83	25.6	2.09	42.2	402.4	1.14	18.7
23	4.85	72.8	1022.2	4.40	7.7	5.04	86.9	1097.6	4.77	7.1	16.30	147.3	1128.4	4.72	6.3
24	5.55	155.4	639.5	2.12	9.8	5.72	175.0	663.8	2.20	9.3	39.40	321.1	752.7	1.50	6.4
25	1.17	5.9	305.3	0.99	27.9	0.99	7.3	311.1	0.99	27.3	2.57	50.4	382.5	1.35	18.9
26	0.69	21.5	518.9	0.23	16.0	0.74	28.8	514.5	0.12	15.8	1.77	42.5	529.8	0.00	14.7
27	5.72	155.2	721.0	3.46	9.0	6.35	204.2	736.3	2.79	8.2	61.92	443.7	791.1	1.26	5.3
28	0.98	6.3	341.9	0.86	25.0	0.78	8.7	344.7	0.80	24.6	15.77	91.1	373.4	0.44	15.7
29	4.41	58.8	980.0	3.71	8.2	4.84	75.6	1013.5	3.92	7.7	19.30	143.9	1026.6	3.44	6.8
30	6.29	182.5	675.1	2.17	9.0	9.77	221.8	708.6	2.13	8.2	28.55	331.4	791.7	1.58	6.3
31	1.13	6.7	309.4	1.05	27.4	1.57	8.1	300.8	1.13	27.9	2.18	49.4	394.0	1.49	18.5
32	0.72	20.0	460.9	0.17	17.9	0.78	22.0	492.6	0.06	16.8	1.55	38.3	495.3	0.00	15.8
BAG ACT.	3.23	86.6	556.8	1.90	12.6	3.70	106.8	563.0	1.88	12.0	30.86	242.8	633.7	1.53	8.0
CALC.	3.00	76.7	547.1	1.87	13.1	3.32	94.4	558.1	1.73	12.4	23.37	213.4	614.2	1.31	8.7
33	0.56	9.4	102.4	0.06	74.6	0.56	10.5	101.5	0.05	74.1	0.55	10.5	98.0	0.03	76.3
34	5.89	102.9	1258.3	0.61	6.2	6.00	105.6	1253.6	0.43	6.2	5.72	108.7	1233.3	0.39	6.2
35	1.25	49.0	892.7	0.42	9.1	1.27	42.7	896.7	0.36	9.2	1.28	47.0	841.1	0.29	9.7
36	1.25	41.9	561.7	0.28	14.1	1.28	35.2	568.5	0.21	14.1	1.23	40.5	564.1	0.19	14.0
37	1.01	28.1	437.2	0.30	18.3	1.09	24.4	445.6	0.28	18.2	1.63	30.1	467.8	0.32	17.1
38	0.90	16.2	446.7	1.17	18.7	1.01	11.4	458.5	1.29	18.5	1.29	8.8	565.6	3.38	15.2
39	0.69	11.8	526.2	3.58	16.2	0.61	8.5	539.6	3.62	16.0	3.52	115.6	654.9	3.73	10.5

EMISSION RESULTS IN GRAMS PER MILE (PER MINUTE FOR IDLE)

FUEL ECONOMY IN MILES PER GALLON (MINUTES PER GALLON FOR IDLE)

FUEL ECONOMY CALCULATIONS ASSUME A 1:1.85 CARBON TO HYDROGEN RATIO

APPENDIX I,CONT'D

LISTING OF LOADED TESTING EMISSION AND FUEL ECONOMY RESULTS ON

VEHICLE 058 1974 FORD TORI 302

PHOENIX

MODE NO.	IWT=4000 RLHP=13.2 HC	CO	CO2	NOX	FUEL ECON	IWT=4500 RLHP=13.2 HC	CO	CO2	NOX	FUEL ECON	IWT=5000 RLHP=27.1 HC	CO	CO2	NOX	FUEL ECON
1	7.29	76.0	1003.3	8.05	7.7	7.89	71.0	1146.1	10.00	6.9	7.80	63.3	1297.5	10.91	6.2
2	1.78	12.7	389.6	0.84	21.4	1.93	9.0	379.7	1.55	22.2	2.44	3.7	396.8	3.09	21.6
3	8.63	164.5	1029.4	1.56	6.7	9.38	150.3	1124.1	3.63	6.4	8.91	132.0	1186.7	2.85	6.2
4	5.04	45.2	695.7	7.32	11.3	5.33	39.1	793.0	6.91	10.2	5.63	36.4	879.8	7.22	9.3
5	3.65	8.6	619.2	7.35	13.8	3.81	7.0	704.9	8.59	12.2	4.57	11.3	797.7	10.90	10.7
6	1.47	4.9	243.3	3.27	34.7	1.38	3.0	236.2	3.33	36.2	1.92	3.6	318.4	3.70	26.9
7	5.55	77.7	791.6	8.60	9.5	6.30	102.4	868.2	9.52	8.5	7.97	115.6	942.5	12.19	7.7
8	1.60	6.3	268.7	3.64	31.3	1.42	5.6	247.1	3.28	34.1	1.85	4.1	400.4	6.93	21.5
9	3.33	11.2	687.0	11.12	12.4	3.94	17.9	759.8	12.64	11.1	5.88	82.2	800.6	9.69	9.4
10	2.60	10.8	243.0	2.32	33.1	2.73	9.6	228.7	2.15	35.2	2.54	10.2	343.2	5.11	24.2
11	3.76	26.3	875.3	12.48	9.6	4.20	28.7	961.7	14.58	8.7	7.13	139.6	984.4	10.59	7.2
12	3.31	12.2	251.3	2.43	31.6	3.49	11.1	252.2	2.64	31.6	2.71	9.2	366.1	5.20	22.8
13	4.08	23.2	910.2	13.53	9.2	4.51	30.0	986.1	14.66	8.5	7.04	104.3	1054.4	14.41	7.2
14	2.16	8.5	225.0	2.45	36.2	2.14	6.1	233.6	2.70	35.5	1.92	6.1	334.6	5.21	25.3
15	1.46	8.1	286.7	1.62	29.2	1.76	7.6	285.7	1.82	29.3	2.09	3.2	302.3	3.65	28.3
16	4.57	107.9	600.9	0.30	11.3	4.58	93.3	638.8	0.30	11.1	4.36	96.5	639.0	0.00	11.0
17	5.22	38.0	895.9	10.51	9.1	5.45	55.7	956.2	10.59	8.4	5.96	68.3	1084.5	13.53	7.3
18	1.92	7.6	233.6	2.62	35.3	1.82	4.8	254.9	3.07	33.1	2.19	5.2	301.3	3.07	28.1
19	4.59	27.9	841.6	10.36	9.9	4.89	30.4	882.3	11.97	9.4	4.97	28.7	1040.6	14.12	8.1
20	2.44	12.6	286.3	3.04	28.3	2.54	9.1	291.3	3.32	28.3	2.61	10.1	325.0	2.85	25.4
21	5.62	66.3	971.5	13.87	8.1	6.20	96.9	1033.9	13.50	7.4	8.82	189.1	1098.5	11.85	6.2
22	3.11	13.3	252.5	2.35	31.3	3.38	11.4	253.4	2.22	31.5	2.63	11.4	346.6	4.36	23.8
23	7.20	73.3	927.3	10.08	8.3	7.15	72.5	987.0	9.15	7.9	7.39	62.5	1081.4	11.93	7.4
24	3.18	10.5	723.2	10.60	11.8	3.54	13.9	759.0	11.12	11.2	5.87	75.8	865.3	11.38	8.8
25	1.46	6.4	232.1	2.53	36.0	1.83	5.8	232.9	2.83	35.8	1.60	4.5	330.7	5.11	25.9
26	2.02	13.3	403.4	1.61	20.6	1.75	9.4	399.0	1.03	21.2	2.65	7.0	425.9	3.23	19.9
27	3.69	25.4	783.9	10.62	10.6	3.82	18.1	869.8	12.78	9.7	5.61	77.7	952.2	12.85	8.1
28	3.01	14.8	268.8	2.63	29.4	3.11	12.2	256.3	2.35	31.1	2.36	12.2	365.6	5.06	22.6
29	6.80	69.5	822.0	9.80	9.3	6.80	59.5	922.0	9.66	8.6	7.23	68.8	954.2	10.19	8.2
30	4.31	31.7	758.1	10.90	10.8	5.09	62.0	803.9	9.79	9.7	6.55	95.0	887.6	11.53	8.4
31	1.44	6.7	211.7	2.67	39.1	1.62	5.6	218.0	3.02	38.3	1.57	4.8	361.3	5.53	23.7
32	2.02	14.5	373.1	1.14	22.1	1.92	10.7	389.0	1.43	21.5	2.59	6.9	409.4	2.86	20.7
BAG ACT.	3.31	19.5	537.5	6.42	15.3	3.47	23.4	563.1	6.71	14.5	4.11	50.5	691.8	7.71	11.3
CALC.	3.40	22.4	518.9	6.48	15.7	3.56	24.3	546.1	6.82	14.9	4.19	45.2	664.4	8.56	11.9
33	0.62	12.1	78.2	0.00	89.5	0.63	11.5	80.6	0.05	88.2	0.59	10.5	76.8	0.00	93.2
34	6.93	133.0	961.2	0.03	7.4	6.85	125.9	978.4	0.21	7.4	6.46	116.9	962.4	0.00	7.6
35	3.27	60.3	486.3	0.00	15.0	3.31	61.1	495.0	0.01	14.8	3.06	54.1	489.8	0.00	15.2
36	2.27	27.9	404.0	0.01	19.5	2.23	28.0	409.9	0.13	19.3	2.04	22.1	424.5	0.00	19.1
37	1.78	3.3	356.8	1.45	24.1	1.89	3.5	368.9	1.57	23.3	2.76	2.9	394.1	4.49	21.8
38	2.32	3.3	384.9	6.51	22.3	2.39	3.5	399.9	6.72	21.5	2.93	4.1	522.3	6.26	16.5
39	2.67	6.5	469.1	7.58	18.2	2.65	6.3	489.7	7.80	17.5	2.29	5.1	704.7	12.90	12.3

EMISSION RESULTS IN GRAMS PER MILE (PER MINUTE FOR IDLE)

FUEL ECONOMY IN MILES PER GALLON (MINUTES PER GALLON FOR IDLE)

FUEL ECONOMY CALCULATIONS ASSUME A 1:1.85 CARBON TO HYDROGEN RATIO

APPENDIX I,CONT'D

LISTING OF LOADED TESTING EMISSION AND FUEL ECONOMY RESULTS ON

VEHICLE 063 1974 MERC COUG 400

PHOENIX

MODE NO.	IWT=4500 RLHP=14.0 HC	CO	CO2	NOX	FUEL ECON	IWT=5000 RLHP=14.0 HC	CO	CO2	NOX	FUEL ECON	IWT=5500 RLHP=28.3 HC	CO	CO2	NOX	FUEL ECON
1	5.64	50.6	1296.9	21.29	6.4	5.80	52.0	1404.9	24.70	5.9	5.71	54.0	1491.0	26.28	5.6
2	1.89	12.0	497.9	3.02	17.0	1.50	11.2	493.3	2.87	17.2	1.71	11.9	495.6	3.92	17.1
3	7.42	48.4	1433.1	13.08	5.8	6.51	63.5	1527.3	13.91	5.4	7.18	60.5	1581.5	14.16	5.2
4	3.42	17.9	822.9	15.38	10.3	3.55	24.9	874.7	13.23	9.6	3.45	26.4	978.5	15.24	8.6
5	2.12	6.3	711.2	12.82	12.2	2.15	9.9	735.7	13.80	11.7	2.34	14.5	828.5	17.97	10.3
6	0.65	2.6	254.1	3.11	34.1	0.59	3.6	253.4	3.18	34.0	0.71	3.9	292.8	6.71	29.5
7	2.30	8.5	921.7	22.08	9.4	2.33	13.4	978.8	24.19	8.8	3.47	62.5	1093.5	23.12	7.4
8	0.59	2.4	260.3	2.88	33.4	0.58	2.9	267.2	3.46	32.4	0.71	3.1	335.0	8.41	25.9
9	1.59	4.5	727.7	18.21	12.0	1.61	5.9	746.6	19.97	11.7	1.99	10.4	937.2	26.55	9.2
10	1.89	6.8	278.1	2.24	30.1	1.98	7.4	282.6	2.49	29.5	1.52	7.1	355.4	6.87	23.9
11	2.12	11.8	908.6	21.92	9.5	2.20	15.3	968.7	23.23	8.9	2.98	36.8	1146.9	26.56	7.3
12	2.41	7.8	299.6	2.23	27.8	2.52	9.2	298.7	2.31	27.6	1.47	8.1	365.7	6.59	23.2
13	2.35	11.1	944.8	24.07	9.2	2.47	14.1	1002.4	26.30	8.6	2.67	19.1	1188.1	29.93	7.2
14	1.58	5.1	262.6	2.68	32.2	1.80	7.2	261.9	2.68	31.8	1.24	5.6	334.4	6.82	25.6
15	1.32	9.7	358.4	1.96	23.5	1.22	10.7	359.4	2.18	23.3	0.99	8.5	350.3	3.69	24.2
16	5.24	44.9	1028.0	6.48	8.0	4.62	49.6	1043.8	6.80	7.8	4.13	51.0	1016.9	5.82	8.0
17	3.16	17.8	979.0	21.11	8.7	3.32	26.1	1046.7	23.38	8.1	3.54	25.1	1151.5	27.20	7.4
18	1.41	7.2	290.7	3.06	29.0	1.69	7.9	289.9	2.97	28.8	1.05	8.3	317.3	5.21	26.6
19	2.86	13.5	890.1	20.60	9.6	3.01	18.0	955.3	22.34	8.9	3.15	20.0	1045.3	25.14	8.2
20	2.06	9.6	350.2	3.26	23.9	1.94	11.1	355.2	3.06	23.4	1.49	12.0	381.4	5.89	21.9
21	2.67	19.6	1080.3	25.34	7.9	3.17	34.5	1152.5	26.96	7.3	4.04	78.8	1296.0	26.41	6.2
22	2.26	7.7	310.0	2.38	27.0	2.01	9.9	310.7	2.60	26.7	1.82	8.8	378.2	7.17	22.3
23	4.52	31.8	1122.2	20.06	7.5	4.87	58.1	1197.8	21.18	6.8	4.98	47.3	1276.5	25.31	6.5
24	1.83	6.1	744.5	18.50	11.7	1.97	7.5	792.8	21.09	10.9	2.29	16.0	939.1	23.41	9.1
25	1.42	4.8	260.5	2.72	32.6	1.43	5.8	256.4	2.66	32.9	1.03	5.0	328.0	7.08	26.2
26	1.91	11.7	510.0	3.47	16.6	1.83	17.1	517.7	2.68	16.1	1.43	12.4	498.3	4.56	17.0
27	2.26	8.6	837.2	20.65	10.3	2.31	12.5	885.1	22.36	9.7	2.18	15.4	1043.0	27.01	8.3
28	2.13	8.9	317.7	2.68	26.2	2.06	10.3	315.2	2.75	26.3	1.72	9.5	381.3	6.36	22.1
29	4.27	26.1	993.2	19.19	8.5	4.19	29.6	1041.9	18.63	8.1	4.29	37.3	1106.6	20.27	7.5
30	1.91	7.6	823.9	21.20	10.5	1.97	10.1	873.0	22.75	9.9	2.85	33.9	1009.8	23.88	8.3
31	1.28	4.3	244.4	2.64	34.8	1.28	5.6	240.3	2.64	35.1	0.86	4.8	323.8	8.02	26.6
32	2.49	13.7	500.3	3.08	16.8	2.40	16.7	501.7	2.77	16.6	1.57	15.1	488.9	4.14	17.1
BAG ACT.	1.90	7.9	581.3	9.03	14.8	1.98	10.2	598.2	9.89	14.3	1.95	15.1	735.0	13.57	11.6
CALC.	1.95	9.3	572.0	10.08	15.0	1.99	12.0	592.2	10.86	14.4	2.03	16.8	713.3	15.59	11.9
33	0.66	5.1	135.5	0.85	61.0	0.68	5.9	129.6	0.77	62.9	0.65	5.1	133.6	0.84	61.7
34	9.35	63.9	1601.4	7.72	5.1	8.84	60.8	1575.1	7.70	5.2	8.96	50.5	1623.4	7.05	5.1
35	5.38	31.8	813.1	4.33	10.1	4.67	27.4	787.5	4.13	10.5	4.40	7.7	811.7	4.28	10.6
36	3.80	20.4	544.1	2.63	15.1	3.04	19.0	528.3	2.69	15.6	2.90	9.3	557.6	2.35	15.3
37	0.98	2.0	398.2	3.26	21.9	1.07	2.6	370.1	2.57	23.5	1.16	1.9	429.6	4.44	20.3
38	0.79	2.7	422.5	6.69	20.7	0.75	2.5	408.2	6.52	21.4	1.28	3.8	540.4	13.31	16.1
39	1.07	4.7	492.6	6.41	17.6	1.06	3.7	485.1	6.75	18.0	1.14	3.3	711.5	19.41	12.3

EMISSION RESULTS IN GRAMS PER MILE (PER MINUTE FOR IDLE)

FUEL ECONOMY IN MILES PER GALLON (MINUTES PER GALLON FOR IDLE)

FUEL ECONOMY CALCULATIONS ASSUME A 1:1.85 CARBON TO HYDROGEN RATIO

APPENDIX J - LISTING OF FEDERAL TEST PROCEDURE, FEDERAL SHORT TEST, AND FEDERAL THREE MODE TEST EMISSION RESULTS ON INDIVIDUAL VEHICLES

Legend

VEHICLE NUMBER - Vehicle Number

YEAR - Model Year

MAKE - Vehicle Make

MODEL - Vehicle Model

CID - Engine Displacement in Cubic Inches

TEST TYPE - This is a heading to identify the results being listed
FTP - 1975 Federal Test Procedure composite
SHORT TEST - Results of Federal Short Cycle Test
3 MODE - Results of Federal Three Mode Test

TEST MODE - Identifies the mode of the Three Mode Test being listed as shown in the table below

RLHP - Dyno load used in test, FTP and Short Test are as specified for the Federal Test Procedure; 3 Mode is as specified in the table below

HC - Hydrocarbon Emissions; grams per mile for FTP and Short Test; PPM for 3 Mode

CO - Carbon Monoxide Emissions; grams per mile for FTP and Short Test; Per Cent for 3 Mode

CO2 - Carbon Dioxide Emission in grams per mile

NOXC - Oxides of Nitrogen Emissions; grams per mile corrected for Humidity for FTP and Short Test; PPM for 3 Mode

TIME TO STABILIZE - The time required to obtain a stable emission reading after the dynomometer load has been set in each mode of the Federal Three Mode Test

Vehicle Weight	High Speed (50 MPH)		Low Speed (30 MPH)	
	Actual Load	Transmission	Actual Load	Transmission
up to 2500	21	High	9	3rd
2501-3500	26	High	12	High
3501-4500	31	High	15	High
above 4500	36	High	18	High
Idle Mode: Automatic Transmission in Neutral and Drive : Manual Transmission in Neutral				

APPENDIX J

LISTING OF FEDERAL TEST PROCEDURE, FEDERAL SHORT TEST, AND FEDERAL THREE MODE TEST EMISSION RESULTS ON INDIVIDUAL VEHICLES

CHICAGO

VEHICLE NUMBER	YEAR	MAKE	MODEL	CID	TEST TYPE	TEST MODE	RLHP	HC	CO	CO2	NOXC	TIME TO STABILIZE
011	1975	AMMO	HORN	258	FTP		10.3	1.39	33.86	576.2	1.61	
					SHORT TEST		10.3	0.78	12.58	516.2	1.07	
					3-MODE	HI SPEED	26.0	28.05	0.10		774.48	19
						LOW SPEED	12.0	29.92	0.09		339.71	20
						IDLE DR		230.01	4.80		109.28	18
						IDLE NEU		218.79	5.10		74.69	23
015	1975	CADI	DEVI	500	FTP		15.3	2.18	48.77	779.8	0.72	
					SHORT TEST		15.3	2.23	63.40	586.7	0.33	
					3-MODE	HI SPEED	36.0	37.40	2.80		280.00	19
						LOW SPEED	18.0	168.30	4.95		260.07	15
						IDLE DR		56.10	0.10		7.62	15
						IDLE NEU		16.83	0.01		8.58	16
016	1975	CHEV	VEGA	140	FTP		9.9	1.08	21.65	380.2	1.82	
					SHORT TEST		9.9	1.01	19.89	286.3	0.77	
					3-MODE	HI SPEED	26.0	28.05	0.04		1170.75	16
						LOW SPEED	12.0	28.05	0.04		1358.69	25
						IDLE DR						
						IDLE NEU		542.30	8.80		28.85	0
017	1975	CHEV	NOVA	250	FTP		11.2	0.39	6.71	579.0	2.34	
					SHORT TEST		11.2	0.07	0.17	459.9	1.70	
					3-MODE	HI SPEED	26.0	28.05	0.03		813.74	19
						LOW SPEED	12.0	33.66	0.03		419.16	20
						IDLE DR		37.40	0.03		852.94	26
						IDLE NEU		37.40	0.03		136.83	29
018	1975	CHEV	MALI	350	FTP		13.2	0.84	16.52	634.1	1.60	
					SHORT TEST		13.2	0.98	24.28	473.3	0.68	
					3-MODE	HI SPEED	31.0	654.50	2.00		213.67	5
						LOW SPEED	15.0	3.74	0.00		229.34	0
						IDLE DR		3.74	0.00		111.77	0
						IDLE NEU		3.74	0.00		36.67	10
019	1975	CHEV	IMPA	350	FTP		12.7	0.50	11.89	688.7	1.95	
					SHORT TEST		12.7	0.16	1.58	560.5	1.05	
					3-MODE	HI SPEED	31.0	28.05	0.02		1358.69	15
						LOW SPEED	15.0	24.31	0.02		478.64	20
						IDLE DR		24.31	0.02		205.88	23
						IDLE NEU		24.31	0.02		80.62	26
024	1975	DODG	DART	225	FTP		11.2	1.33	29.84	535.3	1.73	
					SHORT TEST		11.2	0.93	14.83	404.0	1.12	
					3-MODE	HI SPEED	26.0	37.40	0.05		1076.02	18
						LOW SPEED	12.0	18.70	0.10		359.59	20
						IDLE DR		243.10	4.80		69.48	26
						IDLE NEU		224.40	4.70		55.45	28
025	1975	FORD	PINT	140	FTP		9.9	1.30	17.00	450.5	2.71	
					SHORT TEST		9.9	0.60	8.21	349.5	1.78	
					3-MODE	HI SPEED	21.0	56.10	0.16		932.95	14
						LOW SPEED	9.0	65.45	0.30		359.59	17
						IDLE DR						
						IDLE NEU		43.01	0.13		64.45	0
027	1975	FORD	GRAN	250	FTP		11.2	0.99	19.41	625.0	2.22	
					SHORT TEST		11.2	0.66	9.45	530.9	1.48	
					3-MODE	HI SPEED	26.0	46.75	0.30		715.52	18
						LOW SPEED	12.0	46.75	0.40		339.71	16
						IDLE DR		74.80	0.22		224.11	22
						IDLE NEU		56.10	0.13		88.78	24
032	1975	OLDS	DELT	350	FTP		14.0	2.38	44.62	609.6	1.13	
					SHORT TEST		14.0	1.79	20.26	479.6	0.67	
					3-MODE	HI SPEED	31.0	74.80	2.10		339.71	14
						LOW SPEED	15.0	74.80	0.90		205.88	20
						IDLE DR		299.20	3.30		79.60	20
						IDLE NEU		323.51	2.80		32.75	128

FEDERAL TEST PROCEDURE AND FEDERAL SHORT TEST EMISSION RESULTS IN GRAMS/MILE

FEDERAL THREE MODE TEST EMISSION RESULTS ARE:HC - PPM/HEX, CO - %, UNCORRECTED NOX - PPM

TIME TO STABILIZE IS IN SECONDS

LISTING OF FEDERAL TEST PROCEDURE, FEDERAL SHORT TEST, AND FEDERAL THREE MODE TEST EMISSION RESULTS ON INDIVIDUAL VEHICLES

CHICAGO

VEHICLE NUMBER	YEAR	MAKE	MODEL	CID	TEST TYPE	TEST MODE	RLHP	HC	CO	CO2	NOXC	TIME TO STABILIZE
033	1975	OLDS	CUTL	350	FTP		13.2	0.72	19.14	613.6	1.31	
					SHORT TEST		13.2	0.36	12.17	457.1	0.74	
					3-MODE	HI SPEED	31.0	121.55	3.20		319.81	14
						LOW SPEED	15.0	140.25	1.35		280.00	20
						IDLE DR		28.05	0.06		84.51	26
						IDLE NEU		29.92	0.04		101.82	23
034	1975	OLDS	98	455	FTP		14.7	1.31	15.75	696.5	1.56	
					SHORT TEST		14.7	0.82	11.90	541.1	0.86	
					3-MODE	HI SPEED	36.0	18.70	0.06		941.00	21
						LOW SPEED	18.0	18.70	0.00		419.16	15
						IDLE DR		280.50	1.30		51.47	15
						IDLE NEU		299.20	0.60		22.05	12
036	1975	PLYM	DUST	225	FTP		11.2	1.30	13.58	493.5	3.53	
					SHORT TEST		11.2	0.17	2.08	354.3	2.56	
					3-MODE	HI SPEED	26.0	28.05	0.00		1028.46	14
						LOW SPEED	12.0	37.40	0.00		1405.35	12
						IDLE DR		121.55	2.40		198.11	20
						IDLE NEU		112.20	3.00		101.82	22
038	1975	PONT	LEMA	350	FTP		12.0	2.71	56.25	638.2	4.00	
					SHORT TEST		12.0	3.03	66.75	474.7	2.66	
					3-MODE	HI SPEED	31.0	37.40	0.02		1864.90	14
						LOW SPEED	15.0	28.05	0.10		885.00	20
						IDLE DR		327.25	4.20		96.86	18
						IDLE NEU		289.85	5.10		56.45	26
042	1975	HOND	CIVI	91	FTP		8.3	1.16	6.53	334.4	2.11	
					SHORT TEST		8.3	0.69	3.40	271.9	1.40	
					3-MODE	HI SPEED	21.0	28.05	0.22		1864.90	14
						LOW SPEED	9.0	29.92	0.30		1076.02	18
						IDLE DR						
						IDLE NEU		121.55	0.26		101.82	0
043	1975	TOYO	CORO	133	FTP		11.3	1.14	10.85	516.6	2.89	
					SHORT TEST		11.3	0.72	8.65	446.2	1.07	
					3-MODE	HI SPEED	26.0	84.15	0.15		1910.15	12
						LOW SPEED	12.0	84.15	0.70		1217.93	14
						IDLE DR						
						IDLE NEU		65.45	0.52		62.45	20
044	1975	VOLK	SEDA	97	FTP		8.8	1.21	12.16	373.8	1.83	
					SHORT TEST		8.8	0.69	3.58	309.2	1.28	
					3-MODE	HI SPEED	21.0	84.15	0.20		1264.98	13
						LOW SPEED	9.0	93.50	0.20		607.15	17
						IDLE DR						
						IDLE NEU		65.45	0.60		154.54	18
045	1975	VOLK	DASH	90	FTP		10.3	0.70	21.92	414.0	1.58	
					SHORT TEST		10.3	0.14	4.74	325.3	0.89	
					3-MODE	HI SPEED	21.0	28.05	1.00		224.11	16
						LOW SPEED	9.0	28.05	1.30		82.05	20
						IDLE DR		140.25	9.20		15.29	26
						IDLE NEU		149.60	7.30		12.41	25
231	1975	AMMO	GREM	232	FTP		10.3	1.79	35.61	454.0	2.33	
					SHORT TEST		10.3	1.64	23.90	357.6	2.53	
					3-MODE	HI SPEED	26.0	112.20	1.00		931.23	16
						LOW SPEED	12.0	121.55	0.18		538.01	16
						IDLE DR		317.90	10.00		94.94	19
						IDLE NEU		308.55	10.00		72.51	23
232	1975	AMMO	STAW	304	FTP		12.3	0.46	5.30	656.2	3.00	
					SHORT TEST		12.3	0.28	1.68	533.0	2.80	
					3-MODE	HI SPEED	26.0	43.01	0.05		1382.03	20
						LOW SPEED	12.0	37.40	0.04		91.92	21
						IDLE DR		37.40	0.05		101.82	18
						IDLE NEU		37.40	0.05		72.51	27

FEDERAL TEST PROCEDURE AND FEDERAL SHORT TEST EMISSION RESULTS IN GRAMS/MILE

FEDERAL THREE MODE TEST EMISSION RESULTS ARE:HC - PPM/HEX, CO - %, UNCORRECTED NOX - PPM

TIME TO STABILIZE IS IN SECONDS

LISTING OF FEDERAL TEST PROCEDURE, FEDERAL SHORT TEST, AND FEDERAL THREE MODE TEST EMISSION RESULTS ON INDIVIDUAL VEHICLES

CHICAGO

VEHICLE NUMBER	YEAR	MAKE	MODEL	CID	TEST TYPE	TEST MODE	RLHP	HC	CO	CO2	NOXC	TIME TO STABILIZE
233	1975	AMMO	MATA	304	FTP		13.2	0.52	8.00	685.5	2.44	
					SHORT TEST		13.2	0.30	1.41	551.5	2.19	
					3-MODE	HI SPEED	31.0	24.31	0.02		1099.75	5
						LOW SPEED	15.0	20.57	0.02		329.76	5
						IDLE DR		18.70	0.02		40.60	15
						IDLE NEU		18.70	0.02		42.57	5
234	1975	BUIC	SKYH	231	FTP		10.3	0.86	17.25	493.3	2.12	
					SHORT TEST		10.3	0.24	4.11	405.1	0.99	
					3-MODE	HI SPEED	26.0	37.40	0.04		1241.47	20
						LOW SPEED	12.0	33.66	0.05		636.74	22
						IDLE DR		65.45	0.95		74.69	15
						IDLE NEU		33.66	0.05		67.34	33
235	1975	BUIC	SKYL	260	FTP		12.3	0.52	4.02	571.2	3.42	
					SHORT TEST		12.3	0.06	0.04	424.7	2.66	
					3-MODE	HI SPEED	31.0	28.05	0.05		1147.12	18
						LOW SPEED	15.0	28.05	0.04		1052.25	10
						IDLE DR		28.05	0.05		448.91	13
						IDLE NEU		37.40	0.05		139.36	21
236	1975	BUIC	LESA	350	FTP		14.0	1.65	41.15	737.5	2.54	
					SHORT TEST		14.0	1.57	37.97	593.4	1.30	
					3-MODE	HI SPEED	31.0	37.40	0.05		1358.69	14
						LOW SPEED	15.0	46.75	1.00		409.24	14
						IDLE DR		261.80	3.50		104.30	21
						IDLE NEU		243.10	1.00		49.49	26
238	1975	BUIC	LESA	350	FTP		14.0	3.38	43.78	675.4	2.38	
					SHORT TEST		14.0	1.71	38.31	463.6	1.80	
					3-MODE	HI SPEED	31.0	39.27	0.60		419.16	21
						LOW SPEED	15.0	78.54	1.20		794.11	28
						IDLE DR		130.90	1.45		47.88	29
						IDLE NEU		93.50	1.40		24.96	33
240	1975	BUIC	STAW	455	FTP		15.3	2.44	58.25	790.5	1.93	
					SHORT TEST		15.3	1.94	34.56	665.3	1.08	
					3-MODE	HI SPEED	36.0	46.75	0.01		518.23	16
						LOW SPEED	18.0	37.40	0.02		379.46	18
						IDLE DR		224.40	1.80		177.51	15
						IDLE NEU		121.55	1.80		53.46	22
244	1975	CHEV	VEGA	140	FTP		9.9	0.94	14.84	390.6	2.03	
					SHORT TEST		9.9	0.33	5.75	324.6	1.62	
					3-MODE	HI SPEED	21.0	33.66	0.01		1099.75	20
						LOW SPEED	9.0	35.53	0.01		1099.75	20
						IDLE DR						
						IDLE NEU		29.92	0.01		85.72	55
245	1975	CHEV	VEGA	140	FTP		9.9	1.41	35.87	405.0	0.91	
					SHORT TEST		9.9	1.45	35.77	315.0	0.58	
					3-MODE	HI SPEED	21.0	117.81	4.75		740.39	20
						LOW SPEED	9.0	57.97	0.95		439.00	20
						IDLE DR		327.25	4.90		116.76	55
						IDLE NEU		233.75	5.40		55.45	55
246	1975	CHEV	MONZ	262	FTP		11.3	0.53	4.09	546.5	5.04	
					SHORT TEST		11.3	0.23	0.83	440.7	3.31	
					3-MODE	HI SPEED	26.0	11.22	0.00		1636.73	17
						LOW SPEED	12.0	13.09	0.00		1335.31	13
						IDLE DR		9.35	0.00		597.28	12
						IDLE NEU		9.35	0.00		139.36	12
247	1975	CHEV	NOVA	250	FTP		11.2	1.34	29.60	473.7	3.36	
					SHORT TEST		11.2	0.83	17.28	382.5	2.35	
					3-MODE	HI SPEED	26.0	33.66	0.01		740.39	15
						LOW SPEED	12.0	37.40	0.01		1819.52	15
						IDLE DR		317.90	5.80		149.47	50
						IDLE NEU		308.55	5.65		76.56	50

FEDERAL TEST PROCEDURE AND FEDERAL SHORT TEST EMISSION RESULTS IN GRAMS/MILE

FEDERAL THREE MODE TEST EMISSION RESULTS ARE: HC - PPM/HEX, CO - %, UNCORRECTED NOX - PPM

TIME TO STABILIZE IS IN SECONDS

LISTING OF FEDERAL TEST PROCEDURE, FEDERAL SHORT TEST, AND FEDERAL THREE MODE TEST EMISSION RESULTS ON INDIVIDUAL VEHICLES

CHICAGO

VEHICLE NUMBER	YEAR	MAKE	MODEL	CID	TEST TYPE	TEST MODE	RLHP	HC	CO	CO2	NOXC	TIME TO STABILIZE
248	1975	CHEV	NOVA	262	FTP		11.2	0.52	4.76	574.1	2.34	
					SHORT TEST		11.2	0.25	0.01	465.8	1.60	
					3-MODE	HI SPEED	26.0	39.27	0.01		813.74	18
						LOW SPEED	12.0	28.05	0.01		379.46	22
						IDLE DR		18.70	0.01		57.44	17
						IDLE NEU		18.70	0.01		60.44	28
249	1975	CHEV	CAMA	350	FTP		13.2	0.89	18.36	623.6	1.87	
					SHORT TEST		13.2	0.77	13.20	519.3	0.86	
					3-MODE	HI SPEED	31.0	26.18	0.03		1264.98	12
						LOW SPEED	15.0	16.83	0.01		409.24	13
						IDLE DR		14.96	0.01		101.82	18
						IDLE NEU		39.27	0.01		43.55	22
250	1975	CHEV	CAMA	350	FTP		13.2	3.04	90.84	550.0	1.84	
					SHORT TEST		13.2	2.47	66.99	457.8	1.24	
					3-MODE	HI SPEED	31.0	37.40	0.06		1311.90	37
						LOW SPEED	15.0	149.60	2.20		299.91	34
						IDLE DR		299.20	5.40		94.39	25
						IDLE NEU		336.60	6.00		79.60	14
252	1975	CHEV	MONT	350	FTP		12.0	0.68	24.33	672.1	1.95	
					SHORT TEST		12.0	0.32	11.12	569.4	1.05	
					3-MODE	HI SPEED	31.0	28.05	0.05		1358.69	23
						LOW SPEED	15.0	28.05	0.05		518.23	13
						IDLE DR		35.53	0.25		478.64	20
						IDLE NEU		35.53	0.80		83.67	29
253	1975	CHEV	MALI	350	FTP		12.7	0.65	19.87	756.6	2.40	
					SHORT TEST		12.7	0.15	3.78	614.1	1.32	
					3-MODE	HI SPEED	31.0	22.44	0.02		1382.03	10
						LOW SPEED	15.0	18.70	0.02		498.44	5
						IDLE DR		16.83	0.02		49.49	5
						IDLE NEU		18.70	0.02		43.55	5
263	1975	CHEV	STAW	350	FTP		13.9	0.44	7.86	847.2	2.54	
					SHORT TEST		13.9	0.18	0.08	691.8	1.85	
					3-MODE	HI SPEED	36.0	18.70	0.01		518.23	19
						LOW SPEED	18.0	26.18	0.01		299.91	12
						IDLE DR		28.05	0.00		60.03	71
						IDLE NEU		29.92	0.00		30.80	40
264	1975	CHEV	STAW	400	FTP		14.7	0.63	5.52	789.9	4.16	
					SHORT TEST		14.7	0.25	0.36	643.9	2.94	
					3-MODE	HI SPEED	36.0	18.70	0.03		1217.93	21
						LOW SPEED	18.0	18.70	0.02		764.57	22
						IDLE DR		28.05	0.02		129.29	18
						IDLE NEU		24.31	0.02		57.59	63
266	1975	CHEV	MALI	350	FTP		13.2	1.69	29.91	616.5	2.75	
					SHORT TEST		13.2	0.89	14.29	503.3	1.42	
					3-MODE	HI SPEED	31.0	46.75	0.02		1819.52	25
						LOW SPEED	15.0	37.40	0.02		754.84	25
						IDLE DR		299.20	1.50		121.76	50
						IDLE NEU		187.00	0.70		27.87	50
267	1975	CHRY	CORD	360	FTP		13.2	0.66	15.27	715.2	2.87	
					SHORT TEST		13.2	0.17	2.79	570.1	3.00	
					3-MODE	HI SPEED	31.0	41.14	0.35		1475.10	25
						LOW SPEED	15.0	33.66	0.02		1451.88	25
						IDLE DR		31.79	0.02		77.14	50
						IDLE NEU		31.79	0.02		67.47	50
270	1975	DODG	DART	318	FTP		11.2	2.15	52.46	561.2	2.09	
					SHORT TEST		11.2	2.05	27.50	461.0	3.18	
					3-MODE	HI SPEED	26.0	37.40	0.04		2045.13	36
						LOW SPEED	12.0	37.40	0.04		2447.00	23
						IDLE DR		205.70	1.65		109.28	48
						IDLE NEU		280.50	1.40		84.51	23

FEDERAL TEST PROCEDURE AND FEDERAL SHORT TEST EMISSION RESULTS IN GRAMS/MILE

FEDERAL THREE MODE TEST EMISSION RESULTS ARE:HC - PPM/HEX, CO - %, UNCORRECTED NOX - PPM

TIME TO STABILIZE IS IN SECONDS

LISTING OF FEDERAL TEST PROCEDURE, FEDERAL SHORT TEST, AND FEDERAL THREE MODE TEST EMISSION RESULTS ON INDIVIDUAL VEHICLES

CHICAGO

VEHICLE NUMBER	YEAR	MAKE	MODEL	CID	TEST TYPE	TEST MODE	RLHP	HC	CO	CO2	NOXC	TIME TO STABILIZE
272	1975	DODG	CHAR	360	FTP		12.0	0.56	17.28	759.1	1.80	
					SHORT TEST		12.0	0.12	2.42	591.3	1.94	
					3-MODE	HI SPEED	31.0	28.05	0.80		794.11	13
						LOW SPEED	15.0	28.05	0.05		1099.75	17
						IDLE DR		37.40	0.60		43.55	15
						IDLE NEU		93.50	1.70		44.54	16
273	1975	DODG	MONA	440	FTP		14.0	0.89	11.97	838.5	2.33	
					SHORT TEST		14.0	0.23	1.14	658.3	2.88	
					3-MODE	HI SPEED	31.0	28.05	0.05		882.32	15
						LOW SPEED	15.0	37.40	0.05		1194.36	16
						IDLE DR		187.00	2.50		80.62	18
						IDLE NEU		168.30	2.40		57.44	19
275	1975	FORD	STAW	140	FTP		10.3	0.69	11.77	498.6	1.89	
					SHORT TEST		10.3	0.48	4.44	400.0	1.38	
					3-MODE	HI SPEED	26.0	28.05	0.16		980.77	34
						LOW SPEED	12.0	37.40	0.16		349.65	11
						IDLE DR		37.40	0.60		99.34	29
						IDLE NEU		31.79	0.44		91.92	18
277	1975	FORD	PINT	171	FTP		10.3	0.43	8.42	721.8	1.04	
					SHORT TEST		10.3	0.10	2.96	615.6	0.68	
					3-MODE	HI SPEED	26.0	84.15	0.03		557.78	12
						LOW SPEED	12.0	130.90	0.03		213.67	20
						IDLE DR		74.80	0.00		157.08	20
						IDLE NEU		74.80	0.00		88.78	22
281	1975	FORD	GRAN	302	FTP		11.2	0.65	7.10	626.6	2.33	
					SHORT TEST		11.2	0.39	0.87	505.3	2.69	
					3-MODE	HI SPEED	26.0	56.10	0.40		577.53	30
						LOW SPEED	12.0	59.84	0.10		950.77	19
						IDLE DR		46.75	0.05		99.34	21
						IDLE NEU		37.40	0.05		84.51	9
282	1975	FORD	ELIT	351	FTP		14.0	0.58	14.77	876.4	2.87	
					SHORT TEST		14.0	0.50	17.52	722.3	1.63	
					3-MODE	HI SPEED	31.0	24.31	0.24		735.18	15
						LOW SPEED	15.0	26.18	0.40		364.56	15
						IDLE DR		54.23	1.20		73.52	50
						IDLE NEU		37.40	0.70		48.50	50
284	1975	FORD	LTD	400	FTP		14.0	1.17	10.87	774.8	2.82	
					SHORT TEST		14.0	1.36	6.00	623.6	2.05	
					3-MODE	HI SPEED	31.0	74.80	0.50		1264.98	15
						LOW SPEED	15.0	56.10	0.40		218.88	18
						IDLE DR		102.85	0.20		101.82	17
						IDLE NEU		355.30	0.15		48.50	20
285	1975	FORD	LTD	351	FTP		12.7	1.12	18.94	829.2	2.65	
					SHORT TEST		12.7	0.95	16.87	799.1	3.24	
					3-MODE	HI SPEED	31.0	37.40	0.12		980.77	20
						LOW SPEED	15.0	41.14	0.28		190.24	35
						IDLE DR		56.10	0.16		99.59	22
						IDLE NEU		9.35	0.09		47.88	23
286	1975	FORD	LTD	351	FTP		14.0	5.89	18.28	839.0	3.76	
					SHORT TEST		14.0	4.07	7.39	707.5	2.66	
					3-MODE	HI SPEED	31.0	74.80	0.15		1819.52	21
						LOW SPEED	15.0	52.36	0.22		538.01	28
						IDLE DR		149.60	0.25		152.01	29
						IDLE NEU		177.65	0.30		76.56	33
287	1975	FORD	LTD	351	FTP		14.0	0.84	16.84	778.5	2.84	
					SHORT TEST		14.0	0.73	5.76	651.6	1.77	
					3-MODE	HI SPEED	31.0	56.10	0.40		1170.75	16
						LOW SPEED	15.0	56.10	0.25		319.81	17
						IDLE DR		56.10	0.30		146.94	19
						IDLE NEU		37.40	0.20		66.46	21

FEDERAL TEST PROCEDURE AND FEDERAL SHORT TEST EMISSION RESULTS IN GRAMS/MILE

FEDERAL THREE MODE TEST EMISSION RESULTS ARE:HC - PPM/HEX, CO - %, UNCORRECTED NOX - PPM

TIME TO STABILIZE IS IN SECONDS

LISTING OF FEDERAL TEST PROCEDURE, FEDERAL SHORT TEST, AND FEDERAL THREE MODE TEST EMISSION RESULTS ON INDIVIDUAL VEHICLES

CHICAGO

VEHICLE NUMBER	YEAR	MAKE	MODEL	CID	TEST TYPE	TEST MODE	RLHP	HC	CO	CO2	NOXC	TIME TO STABILIZE
289	1975	FORD	LTD	400	FTP		12.7	1.16	19.06	929.9	2.26	
					SHORT TEST		12.7	1.08	4.94	758.3	1.59	
					3-MODE	HI SPEED	31.0	44.88	0.15		794.11	15
						LOW SPEED	15.0	37.40	0.19		174.95	15
						IDLE DR		52.36	0.20		111.77	60
						IDLE NEU		56.10	0.15		56.45	50
290	1975	FORD	LTD	400	FTP		14.0	0.76	18.08	921.4	2.33	
					SHORT TEST		14.0	0.67	11.09	761.2	1.54	
					3-MODE	HI SPEED	31.0	41.14	0.14		754.84	5
						LOW SPEED	15.0	26.18	0.21		205.88	5
						IDLE DR		39.27	0.20		56.45	5
						IDLE NEU		33.66	0.15		59.44	10
293	1975	FORD	STAW	460	FTP		14.7	1.22	16.83	883.3	3.06	
					SHORT TEST		14.7	1.35	20.08	738.2	1.94	
					3-MODE	HI SPEED	36.0	37.40	0.60		1358.69	20
						LOW SPEED	18.0	46.75	0.55		399.32	18
						IDLE DR		46.75	0.42		157.08	24
						IDLE NEU		93.50	2.50		62.45	20
294	1975	LINC	MRK4	460	FTP		15.3	1.88	49.26	919.2	2.86	
					SHORT TEST		15.3	1.32	21.30	710.9	2.30	
					3-MODE	HI SPEED	36.0	74.80	0.45		1910.15	18
						LOW SPEED	18.0	65.45	0.60		695.84	18
						IDLE DR		93.50	1.40		198.11	20
						IDLE NEU		65.45	1.30		76.56	22
295	1975	MERC	MONA	302	FTP		11.2	1.05	11.43	670.0	3.90	
					SHORT TEST		11.2	0.40	6.65	566.3	2.48	
					3-MODE	HI SPEED	26.0	57.97	0.06		1428.63	14
						LOW SPEED	12.0	57.97	0.04		911.67	18
						IDLE DR		50.49	0.02		62.46	22
						IDLE NEU		41.14	0.02		46.52	21
297	1975	MERC	COUG	351	FTP		14.0	1.14	23.07	777.0	5.66	
					SHORT TEST		14.0	0.98	21.51	624.2	4.34	
					3-MODE	HI SPEED	31.0	46.75	0.14		1498.29	10
						LOW SPEED	15.0	67.32	0.36		1335.31	10
						IDLE DR		59.84	1.40		88.78	40
						IDLE NEU		37.40	0.55		54.45	40
298	1975	MERC	MARQ	400	FTP		14.7	0.83	21.99	1005.0	2.03	
					SHORT TEST		14.7	0.70	11.74	819.3	1.42	
					3-MODE	HI SPEED	36.0	37.40	0.30		843.15	17
						LOW SPEED	18.0	37.40	0.25		250.10	17
						IDLE DR		56.10	0.75		85.72	16
						IDLE NEU		46.75	0.60		54.45	19
300	1975	OLDS	OMEG	260	FTP		11.2	0.39	3.91	558.6	2.04	
					SHORT TEST		11.2	0.08	0.24	449.9	1.62	
					3-MODE	HI SPEED	31.0	56.10	0.01		836.93	20
						LOW SPEED	15.0	37.40	0.01		754.84	20
						IDLE DR		35.53	0.01		208.47	55
						IDLE NEU		33.66	0.01		91.92	55
308	1975	PLYM	VALI	318	FTP		11.2	0.36	5.80	634.2	1.91	
					SHORT TEST		11.2	0.12	0.44	483.8	2.65	
					3-MODE	HI SPEED	26.0	37.40	0.05		1358.69	16
						LOW SPEED	12.0	37.40	0.05		1405.35	13
						IDLE DR		28.05	0.05		162.17	20
						IDLE NEU		28.05	0.05		78.59	24
311	1975	PLYM	FURY	360	FTP		13.2	0.67	19.11	732.8	3.03	
					SHORT TEST		13.2	0.42	11.17	580.3	2.76	
					3-MODE	HI SPEED	31.0	37.40	0.35		1335.31	15
						LOW SPEED	15.0	28.05	0.05		2738.57	15
						IDLE DR		46.75	3.40		85.72	20
						IDLE NEU		112.20	4.00		63.45	20

FEDERAL TEST PROCEDURE AND FEDERAL SHORT TEST EMISSION RESULTS IN GRAMS/MILE

FEDERAL THREE MODE TEST EMISSION RESULTS ARE:HC - PPM/HEX, CO - %, UNCORRECTED NOX - PPM

TIME TO STABILIZE IS IN SECONDS

LISTING OF FEDERAL TEST PROCEDURE, FEDERAL SHORT TEST, AND FEDERAL THREE MODE TEST EMISSION RESULTS ON INDIVIDUAL VEHICLES

CHICAGO

VEHICLE NUMBER	YEAR	MAKE	MODEL	CID	TEST TYPE	TEST MODE	RLHP	HC	CO	CO2	NOXC	TIME TO STABILIZE
312	1975	PLYM	VALI	225	FTP		12.3	0.62	9.09	574.4	1.86	
					SHORT TEST		12.3	0.25	3.75	429.3	1.91	
					3-MODE	HI SPEED	26.0	37.40	0.05		1567.65	16
						LOW SPEED	12.0	28.05	0.05		941.00	19
						IDLE DR		65.45	1.00		88.78	19
						IDLE NEU		74.80	1.30		38.63	22
313	1975	PLYM	GRNF	360	FTP		14.0	1.98	68.67	673.9	1.30	
					SHORT TEST		14.0	1.31	37.65	563.0	2.52	
					3-MODE	HI SPEED	31.0	0.09	0.50		892.11	12
						LOW SPEED	15.0	0.09	0.02		1728.38	6
						IDLE DR		1.87	5.00		96.86	0
						IDLE NEU		2.06	5.00		67.34	0
314	1975	PONT	ASTR	140	FTP		9.9	1.36	25.42	380.1	1.84	
					SHORT TEST		9.9	0.64	3.11	329.1	1.42	
					3-MODE	HI SPEED	21.0	65.45	0.05		1910.15	13
						LOW SPEED	9.0	46.75	0.04		1451.88	18
						IDLE DR		467.50	4.00		91.92	26
						IDLE NEU		374.00	3.00		48.50	20
318	1975	PONT	LEMA	350	FTP		13.2	1.06	12.06	655.2	3.48	
					SHORT TEST		13.2	0.79	8.33	512.4	2.87	
					3-MODE	HI SPEED	31.0	56.10	0.05		1382.03	15
						LOW SPEED	15.0	149.60	1.50		240.13	16
						IDLE DR		37.40	0.05		129.29	18
						IDLE NEU		56.10	0.05		69.48	23
320	1975	PONT	GRNV	400	FTP		14.7	0.90	14.11	687.8	1.63	
					SHORT TEST		14.7	0.46	6.44	588.4	1.10	
					3-MODE	HI SPEED	36.0	22.44	0.02		538.01	12
						LOW SPEED	18.0	20.57	0.00		636.74	12
						IDLE DR		16.83	0.00		69.48	12
						IDLE NEU		33.66	0.00		50.48	15
321	1975	PONT	GRNP	455	FTP		14.0	4.46	91.44	678.6	0.90	
					SHORT TEST		14.0	2.75	48.37	582.3	0.38	
					3-MODE	HI SPEED	31.0	149.60	2.80		1052.25	16
						LOW SPEED	15.0	158.95	2.60		124.27	16
						IDLE DR		280.50	4.00		34.71	15
						IDLE NEU		280.50	4.10		23.99	19
322	1975	AUDI	SEDA	97	FTP		8.8	1.27	5.51	405.5	1.69	
					SHORT TEST		8.8	0.98	3.73	337.5	0.94	
					3-MODE	HI SPEED	21.0	205.70	1.30		1887.54	14
						LOW SPEED	9.0	177.65	0.51		695.84	16
						IDLE DR		158.95	1.70		172.39	18
						IDLE NEU		74.80	0.70		92.88	25
323	1976	CAPR	SEDA	171	FTP		10.3	1.80	53.68	544.3	1.39	
					SHORT TEST		10.3	2.70	84.93	374.0	0.80	
					3-MODE	HI SPEED	26.0	46.75	0.12		1123.45	17
						LOW SPEED	12.0	205.70	3.00		289.96	18
						IDLE DR		196.35	3.90		96.86	18
						IDLE NEU		149.60	4.40		64.45	23
325	1975	COLT	SEDA	122	FTP		9.9	1.16	13.36	491.5	1.88	
					SHORT TEST		9.9	0.64	12.00	364.5	1.10	
					3-MODE	HI SPEED	21.0	65.45	0.20		1099.75	13
						LOW SPEED	9.0	56.10	0.25		498.44	14
						IDLE DR						
						IDLE NEU		37.40	0.70		51.47	15
326	1975	DATS	SEDA	170	FTP		10.3	1.34	9.86	571.1	2.96	
					SHORT TEST		10.3	0.94	4.02	473.9	2.02	
					3-MODE	HI SPEED	26.0	112.20	0.22		2157.34	18
						LOW SPEED	12.0	84.15	0.30		970.30	19
						IDLE DR						
						IDLE NEU		102.85	0.22		77.57	21

FEDERAL TEST PROCEDURE AND FEDERAL SHORT TEST EMISSION RESULTS IN GRAMS/MILE

FEDERAL THREE MODE TEST EMISSION RESULTS ARE:HC - PPM/HEX, CO - %, UNCORRECTED NOX - PPM

TIME TO STABILIZE IS IN SECONDS

LISTING OF FEDERAL TEST PROCEDURE, FEDERAL SHORT TEST, AND FEDERAL THREE MODE TEST EMISSION RESULTS ON INDIVIDUAL VEHICLES

CHICAGO

VEHICLE NUMBER	YEAR	MAKE	MODEL	CID	TEST TYPE	TEST MODE	RLHP	HC	CO	CO2	NOXC	TIME TO STABILIZE
327	1975	DATS	SEDA	85	FTP		9.4	1.40	13.58	337.9	2.96	
					SHORT TEST		9.4	1.29	7.82	280.0	1.92	
					3-MODE	HI SPEED	21.0	155.21	0.27		3032.04	15
						LOW SPEED	9.0	112.20	0.34		774.48	15
						IDLE DR						
						IDLE NEU		196.35	2.45		63.45	50
328	1975	DATS	SEDA	119	FTP		9.9	1.85	22.88	381.2	3.72	
					SHORT TEST		9.9	1.43	17.64	310.9	2.82	
					3-MODE	HI SPEED	21.0	130.90	0.80		1728.38	15
						LOW SPEED	9.0	205.70	0.90		1451.88	14
						IDLE DR		336.60	6.20		91.92	23
						IDLE NEU		130.90	2.00		66.46	25
329	1975	FIAT	SEDA	79	FTP		8.8	0.92	21.89	446.0	1.35	
					SHORT TEST		8.8	0.42	18.47	365.5	1.18	
					3-MODE	HI SPEED	21.0	84.15	0.95		2447.00	17
						LOW SPEED	9.0	37.40	0.60		695.84	15
						IDLE DR						
						IDLE NEU		46.75	0.50		48.50	18
330	1975	FIAT	SEDA	79	FTP		8.8	0.52	17.53	447.8	1.38	
					SHORT TEST		8.8	0.47	17.71	366.2	1.03	
					3-MODE	HI SPEED	21.0	102.85	2.60		843.15	12
						LOW SPEED	9.0	28.05	0.40		289.96	15
						IDLE DR						
						IDLE NEU		46.75	1.50		49.49	18
331	1975	HOND	CIVI	91	FTP		8.3	1.61	6.78	313.3	2.33	
					SHORT TEST		8.3	0.95	3.48	257.8	1.65	
					3-MODE	HI SPEED	21.0	35.53	0.32		2223.30	20
						LOW SPEED	9.0	37.40	0.43		1099.75	20
						IDLE DR						
						IDLE NEU		252.45	0.35		82.05	55
332	1975	MAZD	STAW	80	FTP		11.3	1.11	20.50	688.8	1.15	
					SHORT TEST		11.3	0.36	13.97	571.0	0.60	
					3-MODE	HI SPEED	26.0	9.35	0.07		725.35	13
						LOW SPEED	12.0	9.35	0.08		141.88	18
						IDLE DR		9.35	0.08		33.73	13
						IDLE NEU		9.35	0.09		28.85	19
333	1975	MAZD	RX4	80	FTP		10.3	0.83	6.35	707.6	0.95	
					SHORT TEST		10.3	0.17	3.66	584.4	0.55	
					3-MODE	HI SPEED	26.0	18.70	0.10		458.82	16
						LOW SPEED	12.0	18.70	0.05		185.21	15
						IDLE DR						
						IDLE NEU		28.05	0.05		25.93	14
335	1975	MG	B	110	FTP		9.9	1.41	32.66	457.5	2.29	
					SHORT TEST		9.9	0.72	22.68	383.7	1.72	
					3-MODE	HI SPEED	21.0	74.80	2.20		1028.46	16
						LOW SPEED	9.0	69.19	1.60		676.15	18
						IDLE DR						
						IDLE NEU		57.97	1.60		50.48	22
336	1975	OPEL	1900	116	FTP		10.3	1.50	10.37	502.1	2.21	
					SHORT TEST		10.3	1.22	9.91	412.4	1.16	
					3-MODE	HI SPEED	21.0	97.24	0.60		488.54	25
						LOW SPEED	9.0	155.21	0.70		784.30	25
						IDLE DR		95.37	0.55		106.79	50
						IDLE NEU		74.80	0.50		71.50	50
338	1975	PORS	SEDA	109	FTP		9.4	1.96	28.21	445.0	2.30	
					SHORT TEST		9.4	0.92	13.03	368.8	1.54	
					3-MODE	HI SPEED	21.0	93.50	0.95		1636.73	15
						LOW SPEED	9.0	74.80	0.80		725.35	15
						IDLE DR						
						IDLE NEU		130.90	3.50		83.67	17

FEDERAL TEST PROCEDURE AND FEDERAL SHORT TEST EMISSION RESULTS IN GRAMS/MILE

FEDERAL THREE MODE TEST EMISSION RESULTS ARE: HC - PPM/HEX, CO - %, UNCORRECTED NOX - PPM

TIME TO STABILIZE IS IN SECONDS

LISTING OF FEDERAL TEST PROCEDURE, FEDERAL SHORT TEST, AND FEDERAL THREE MODE TEST EMISSION RESULTS ON INDIVIDUAL VEHICLES

CHICAGO

VEHICLE NUMBER	YEAR	MAKE	MODEL	CID	TEST TYPE	TEST MODE	RLHP	HC	CO	CO2	NOXC	TIME TO STABILIZE
340	1975	TOYO	CELI	133	FTP		9.9	1.33	13.30	484.4	3.69	
					SHORT TEST		9.9	0.87	9.28	410.4	2.53	
					3-MODE	HI SPEED	21.0	61.71	0.13		1358.69	10
						LOW SPEED	9.0	74.80	0.19		1217.93	9
						IDLE DR						
						IDLE NEU		56.10	1.30		64.90	14
341	1975	TOYO	CORO	97	FTP		9.4	2.31	18.44	405.5	3.49	
					SHORT TEST		9.4	1.74	12.59	322.5	2.64	
					3-MODE	HI SPEED	21.0	187.00	0.25		1910.15	16
						LOW SPEED	9.0	205.70	0.70		1099.75	17
						IDLE DR						
						IDLE NEU		215.05	1.25		50.48	23
342	1975	VOLK	SEDA	97	FTP		8.8	1.49	10.81	361.8	2.31	
					SHORT TEST		8.8	1.08	4.86	288.9	1.70	
					3-MODE	HI SPEED	21.0	102.85	0.25		1451.88	17
						LOW SPEED	9.0	102.85	0.10		745.01	20
						IDLE DR						
						IDLE NEU		102.85	0.55		87.76	24
343	1975	VOLK	RABB	90	FTP		8.3	1.28	12.58	393.1	0.68	
					SHORT TEST		8.3	0.21	3.64	339.2	0.34	
					3-MODE	HI SPEED	21.0	26.18	0.05		230.16	20
						LOW SPEED	9.0	56.10	0.40		58.44	20
						IDLE DR						
						IDLE NEU		654.50	10.00		7.62	55
345	1975	VOLV	SEDA	121	FTP		10.3	2.15	18.88	457.6	3.72	
					SHORT TEST		10.3	2.22	18.94	377.1	2.29	
					3-MODE	HI SPEED	26.0	121.55	0.95		2178.95	10
						LOW SPEED	12.0	89.76	0.90		577.53	5
						IDLE DR						
						IDLE NEU		327.25	1.40		45.53	10
511	1975	FORD	MAVE	250	FTP		10.3	1.14	24.85	619.7	3.04	
					SHORT TEST		10.3	0.87	13.82	508.1	1.80	
					3-MODE	HI SPEED	26.0	15.00	0.04		932.95	30
						LOW SPEED	12.0	17.00	0.02		419.16	32
						IDLE DR		20.00	0.30		76.56	20
						IDLE NEU		20.00	0.25		50.48	22
512	1975	MERC	MONA	250	FTP		11.2	0.49	6.82	664.9	1.78	
					SHORT TEST		11.2	0.28	0.88	525.9	1.56	
					3-MODE	HI SPEED	26.0	18.70	0.02		538.01	20
						LOW SPEED	12.0	22.44	0.02		250.10	20
						IDLE DR		22.44	0.02		86.74	60
						IDLE NEU		22.44	0.20		50.48	60
513	1975	OLDS	OMEG	250	FTP		11.2	0.71	11.05	584.3	2.58	
					SHORT TEST		11.2	0.08	0.99	466.9	1.79	
					3-MODE	HI SPEED	26.0	31.79	0.04		1004.63	17
						LOW SPEED	12.0	28.05	0.04		521.31	11
						IDLE DR		28.05	0.05		458.82	67
						IDLE NEU		37.40	1.50		409.24	13
514	1975	PLYM	STAW	400	FTP		13.4	0.69	14.29	891.7	2.43	
					SHORT TEST		13.4	0.08	1.65	690.3	2.72	
					3-MODE	HI SPEED	36.0	37.40	0.12		399.32	21
						LOW SPEED	18.0	28.05	0.05		892.11	20
						IDLE DR		28.05	0.05		28.85	22
						IDLE NEU		28.05	0.05		38.63	20
515	1975	PONT	VENT	250	FTP		11.2	0.92	10.75	528.9	1.71	
					SHORT TEST		11.2	0.11	1.19	430.9	1.06	
					3-MODE	HI SPEED	26.0	33.66	0.01		725.35	20
						LOW SPEED	12.0	28.05	0.01		270.03	20
						IDLE DR		65.45	0.18		144.41	55
						IDLE NEU		37.40	0.15		38.63	55

FEDERAL TEST PROCEDURE AND FEDERAL SHORT TEST EMISSION RESULTS IN GRAMS/MILE

FEDERAL THREE MODE TEST EMISSION RESULTS ARE:HC - PPM/HEX, CO - %, UNCORRECTED NOX - PPM

TIME TO STABILIZE IS IN SECONDS

LISTING OF FEDERAL TEST PROCEDURE, FEDERAL SHORT TEST, AND FEDERAL THREE MODE TEST EMISSION RESULTS ON INDIVIDUAL VEHICLES

CHICAGO

VEHICLE NUMBER	YEAR	MAKE	MODEL	CID	TEST TYPE	TEST MODE	RLHP	HC	CO	CO2	NOXC	TIME TO STABILIZE
516	1975	BMW	SEDA	121	FTP		11.2	0.75	8.86	558.9	2.13	
					SHORT TEST		11.2	0.05	3.69	445.6	1.64	
					3-MODE	HI SPEED	26.0	28.05	0.10		892.11	13
						LOW SPEED	12.0	28.05	0.10		299.91	18
						IDLE DR						
						IDLE NEU		28.05	0.05		68.47	15
517	1975	BMW	SEDA	182	FTP		12.7	1.34	15.65	657.4	2.38	
					SHORT TEST		12.7	1.00	10.02	546.9	0.88	
					3-MODE	HI SPEED	31.0	28.05	0.18		774.48	16
						LOW SPEED	15.0	28.05	0.20		180.07	17
						IDLE DR		46.75	1.30		62.45	15
						IDLE NEU		28.05	0.50		50.48	23
518	1975	SUBA	DL	83	FTP		8.8	1.78	26.54	590.1	3.57	
					SHORT TEST		8.8	1.10	10.87	410.3	3.79	
					3-MODE	HI SPEED	21.0	18.70	0.10		319.81	18
						LOW SPEED	9.0	18.70	0.05		139.36	22
						IDLE DR		37.40	0.20		14.33	44
						IDLE NEU		18.70	0.15		5.71	33
519	1975	MERB	SEDA	141	FTP		11.2	1.82	16.21	562.8	3.92	
					SHORT TEST		11.2	1.35	10.46	474.5	2.92	
					3-MODE	HI SPEED	26.0	121.55	0.70		1567.65	17
						LOW SPEED	12.0	112.20	0.50		852.94	15
						IDLE DR		215.05	1.80		129.29	12
						IDLE NEU		121.55	1.20		76.56	19
520	1975	PORS	914	120	FTP		9.4	1.15	13.71	539.8	1.86	
					SHORT TEST		9.4	0.54	5.56	471.2	1.61	
					3-MODE	HI SPEED	21.0	46.75	0.15		980.77	16
						LOW SPEED	9.0	46.75	0.13		448.91	16
						IDLE DR						
						IDLE NEU		56.10	0.45		90.83	20
521	1975	SAAB	99LE	121	FTP		9.9	2.47	29.89	451.8	2.52	
					SHORT TEST		9.9	1.67	21.89	384.2	1.94	
					3-MODE	HI SPEED	26.0	61.71	0.31		1498.29	25
						LOW SPEED	12.0	102.85	0.35		970.30	25
						IDLE DR		467.50	9.30		60.44	55
						IDLE NEU		317.90	9.10		60.44	55
522	1975	AMMO	HORN	232	FTP		10.3	1.28	9.10	492.3	3.30	
					SHORT TEST		10.3	1.09	2.45	395.3	3.31	
					3-MODE	HI SPEED	26.0	187.00	0.20		1382.03	16
						LOW SPEED	12.0	37.40	0.11		557.78	16
						IDLE DR		93.50	0.95		329.76	20
						IDLE NEU		74.80	0.15		49.49	25
523	1975	AMMO	MATA	258	FTP		12.0	0.88	22.23	582.4	2.30	
					SHORT TEST		12.0	0.70	11.00	457.2	1.85	
					3-MODE	HI SPEED	31.0	84.15	0.24		931.23	12
						LOW SPEED	15.0	93.50	0.20		280.00	18
						IDLE DR		121.55	0.08		419.16	12
						IDLE NEU		102.85	0.15		106.79	21
524	1975	DODG	STAW	440	FTP		13.4	1.88	42.81	912.6	2.04	
					SHORT TEST		13.4	0.15	2.68	742.3	1.52	
					3-MODE	HI SPEED	36.0	46.75	0.90		636.74	18
						LOW SPEED	18.0	28.05	0.05		339.71	15
						IDLE DR		28.05	0.05		76.56	20
						IDLE NEU		37.40	0.10		48.50	20
525	1975	MERC	MARQ	460	FTP		13.4	1.26	57.61	889.4	2.10	
					SHORT TEST		13.4	0.83	24.59	730.5	1.61	
					3-MODE	HI SPEED	36.0	39.27	0.71		1311.90	15
						LOW SPEED	18.0	35.53	1.10		280.00	15
						IDLE DR		164.56	3.40		106.79	50
						IDLE NEU		97.24	3.20		68.47	50

FEDERAL TEST PROCEDURE AND FEDERAL SHORT TEST EMISSION RESULTS IN GRAMS/MILE

FEDERAL THREE MODE TEST EMISSION RESULTS ARE:HC - PPM/HEX, CO - %, UNCORRECTED NOX - PPM

TIME TO STABILIZE IS IN SECONDS

APPENDIX J

LISTING OF FEDERAL TEST PROCEDURE, FEDERAL SHORT TEST, AND FEDERAL THREE MODE TEST EMISSION RESULTS ON INDIVIDUAL VEHICLES

HOUSTON

VEHICLE NUMBER	YEAR	MAKE	MODEL	CID	TEST TYPE	TEST MODE	RLHP	HC	CO	CO2	NOXC	TIME TO STABILIZE
011	1975	AMMO	HORN	258	FTP		11.2	1.27	15.42	560.5	2.89	
					SHORT TEST		11.2	0.71	2.48	427.3	2.65	
					3-MODE	HI SPEED	26.0	30.00	0.09		224.11	24
						LOW SPEED	12.0	55.00	0.10		1170.75	16
						IDLE DR		55.00	0.06		329.76	31
						IDLE NEU		40.00	0.09		146.94	37
015	1975	CADI	DEVI	500	FTP		15.8	3.51	111.28	738.6	1.07	
					SHORT TEST		15.8	3.65	100.60	549.9	1.24	
					3-MODE	HI SPEED	36.0	70.00	1.50		587.41	20
						LOW SPEED	18.0	175.00	4.10		399.32	20
						IDLE DR		340.00	>5.00		68.47	17
						IDLE NEU		500.00	>5.00		22.05	24
016	1975	CHEV	VEGA	140	FTP		9.9	2.64	50.55	351.9	2.84	
					SHORT TEST		9.9	2.41	35.70	276.2	2.76	
					3-MODE	HI SPEED	21.0	40.00	0.01		3823.97	12
						LOW SPEED	9.0	40.00	0.50		980.77	15
						IDLE DR						
						IDLE NEU		160.00	>5.00		38.63	12
017	1975	CHEV	NOVA	250	FTP		11.2	1.11	29.79	563.5	2.06	
					SHORT TEST		11.2	0.60	13.34	448.8	1.37	
					3-MODE	HI SPEED	26.0	25.00	0.00		764.66	17
						LOW SPEED	12.0	27.50	0.00		399.32	14
						IDLE DR		200.00	>5.00		61.44	11
						IDLE NEU		5.00	0.00		46.52	18
018	1975	CHEV	MALI	350	FTP		13.2	0.49	5.55	692.4	2.11	
					SHORT TEST		13.2	0.43	2.94	543.3	0.94	
					3-MODE	HI SPEED	31.0	20.00	0.01		1099.75	27
						LOW SPEED	15.0	15.00	0.00		399.32	22
						IDLE DR		17.00	0.00		167.27	28
						IDLE NEU		22.00	0.00		51.47	18
019	1975	CHEV	IMPA	350	FTP		12.7	1.35	31.33	665.1	2.39	
					SHORT TEST		12.7	1.42	1.36	540.4	1.50	
					3-MODE	HI SPEED	31.0	35.00	0.00		1887.54	18
						LOW SPEED	15.0	35.00	0.00		597.28	16
						IDLE DR		35.00	0.00		226.72	18
						IDLE NEU		40.00	0.00		85.72	24
024	1975	DODG	DART	225	FTP		11.2	1.22	22.69	464.5	2.42	
					SHORT TEST		11.2	0.49	5.00	402.5	2.12	
					3-MODE	HI SPEED	26.0	22.00	0.00		676.15	13
						LOW SPEED	12.0	20.00	0.01		911.67	16
						IDLE DR		125.00	2.50		172.39	16
						IDLE NEU		100.00	2.60		116.76	15
025	1975	FORD	PINT	140	FTP		9.9	2.14	12.12	475.4	1.90	
					SHORT TEST		9.9	2.31	9.82	518.6	3.24	
					3-MODE	HI SPEED	21.0	30.00	0.07		498.44	18
						LOW SPEED	9.0	36.00	0.19		299.91	18
						IDLE DR						
						IDLE NEU		410.00	1.30		40.63	14
027	1975	FORD	MAVE	250	FTP		10.3	0.71	9.71	654.4	1.45	
					SHORT TEST		10.3	0.87	3.45	510.9	0.92	
					3-MODE	HI SPEED	26.0	15.00	0.20		597.28	18
						LOW SPEED	12.0	25.00	0.10		242.47	18
						IDLE DR		38.00	0.40		169.83	22
						IDLE NEU		28.00	0.30		67.47	18
032	1975	OLDS	DELT	350	FTP		14.7	0.59	6.34	671.2	3.00	
					SHORT TEST		14.7	0.14	0.49	513.7	1.41	
					3-MODE	HI SPEED	31.0	27.00	0.00		882.32	25
						LOW SPEED	15.0	25.00	0.00		636.74	18
						IDLE DR		22.00	0.00		164.72	38
						IDLE NEU		30.00	0.00		74.53	28

FEDERAL TEST PROCEDURE AND FEDERAL SHORT TEST EMISSION RESULTS IN GRAMS/MILE

FEDERAL THREE MODE TEST EMISSION RESULTS ARE: HC - PPM/HEX, CO - %, UNCORRECTED NOX - PPM

TIME TO STABILIZE IS IN SECONDS

LISTING OF FEDERAL TEST PROCEDURE, FEDERAL SHORT TEST, AND FEDERAL THREE MODE TEST EMISSION RESULTS ON INDIVIDUAL VEHICLES

HOUSTON

VEHICLE NUMBER	YEAR	MAKE	MODEL	CID	TEST TYPE	TEST MODE	RLHP	HC	CO	CO2	NOXC	TIME TO STABILIZE
033	1975	OLDS	STAW	350	FTP		14.0	1.79	27.55	686.5	1.79	
					SHORT TEST		14.0	3.23	18.77	590.4	0.98	
					3-MODE	HI SPEED	31.0	35.00	0.02		833.35	20
						LOW SPEED	15.0	30.00	0.00		419.16	23
						IDLE DR		310.00	>5.00		67.34	18
						IDLE NEU		380.00	3.50		28.60	23
034	1975	OLDS	DELT	455	FTP		14.7	2.54	53.60	778.9	1.37	
					SHORT TEST		14.7	2.44	36.85	575.3	0.72	
					3-MODE	HI SPEED	31.0	15.00	0.00		399.32	24
						LOW SPEED	15.0	15.00	0.00		242.47	20
						IDLE DR		322.00	>5.00		23.80	25
						IDLE NEU		480.00	>5.00		16.63	19
036	1975	PLYM	VALI	225	FTP		11.2	0.67	18.79	534.2	2.83	
					SHORT TEST		11.2	0.17	1.13	411.7	1.97	
					3-MODE	HI SPEED	26.0	20.00	0.00		1123.45	23
						LOW SPEED	12.0	20.00	0.00		1028.46	24
						IDLE DR		15.00	0.10		187.79	170
						IDLE NEU		10.00	0.14		96.86	10
038	1975	PONT	LEMA	350	FTP		12.0	1.44	30.11	706.8	3.63	
					SHORT TEST		12.0	0.77	10.03	570.3	3.14	
					3-MODE	HI SPEED	31.0	12.00	0.00		1147.12	18
						LOW SPEED	15.0	19.00	0.00		1521.44	20
						IDLE DR		110.00	1.00		157.08	19
						IDLE NEU		51.00	0.70		40.63	21
042	1975	HOND	CVCC	91	FTP		8.3	0.93	5.05	376.8	1.69	
					SHORT TEST		8.3	0.37	3.14	297.7	0.99	
					3-MODE	HI SPEED	21.0	18.00	0.17		1217.93	28
						LOW SPEED	9.0	12.00	0.14		478.64	28
						IDLE DR						
						IDLE NEU		120.00	0.18		57.44	21
043	1975	TOYO	CORO	133	FTP		11.3	1.58	17.80	451.1	4.50	
					SHORT TEST		11.3	1.07	11.18	368.2	2.50	
					3-MODE	HI SPEED	26.0	47.50	0.04		2447.00	15
						LOW SPEED	12.0	97.50	0.10		2447.00	13
						IDLE DR		120.00	1.10		319.81	14
						IDLE NEU		40.00	0.40		78.59	13
044	1975	VOLK	SEDA	97	FTP		8.8	2.40	53.33	349.8	1.16	
					SHORT TEST		8.8	1.41	27.79	276.1	1.23	
					3-MODE	HI SPEED	21.0	95.00	0.90		1241.47	15
						LOW SPEED	9.0	130.00	0.30		1264.98	15
						IDLE DR						
						IDLE NEU		100.00	3.50		86.74	12
045	1975	VOLK	DASH	90	FTP		10.3	0.80	37.59	414.3	0.34	
					SHORT TEST		10.3	0.81	29.90	314.8	0.13	
					3-MODE	HI SPEED	21.0	100.00	4.00		172.39	13
						LOW SPEED	9.0	50.00	2.00		23.99	13
						IDLE DR		15.00	0.01		19.15	14
						IDLE NEU		17.50	0.00		66.46	15
231	1975	AMMO	GREM	232	FTP		10.3	2.39	17.08	486.2	2.84	
					SHORT TEST		10.3	1.63	3.90	391.9	2.54	
					3-MODE	HI SPEED	26.0	20.00	0.12		1170.75	26
						LOW SPEED	12.0	70.00	0.12		2641.17	30
						IDLE DR						
						IDLE NEU		57.00	0.13		126.78	30
232	1975	AMMO	HORN	304	FTP		12.3	0.42	4.22	663.0	2.12	
					SHORT TEST		12.3	0.27	0.80	516.2	1.85	
					3-MODE	HI SPEED	26.0	35.00	0.01		980.77	21
						LOW SPEED	12.0	35.00	0.01		229.34	14
						IDLE DR		30.00	0.01		101.82	25
						IDLE NEU		30.00	0.01		70.49	26

FEDERAL TEST PROCEDURE AND FEDERAL SHORT TEST EMISSION RESULTS IN GRAMS/MILE

FEDERAL THREE MODE TEST EMISSION RESULTS ARE: HC - PPM/HEX, CO - %, UNCORRECTED NOX - PPM

TIME TO STABILIZE IS IN SECONDS

LISTING OF FEDERAL TEST PROCEDURE, FEDERAL SHORT TEST, AND FEDERAL THREE MODE TEST EMISSION RESULTS ON INDIVIDUAL VEHICLES

HOUSTON

VEHICLE NUMBER	YEAR	MAKE	MODEL	CID	TEST TYPE	TEST MODE	RLHP	HC	CO	CO2	NOXC	TIME TO STABILIZE
233	1975	AMMO	MATA	360	FTP		13.2	0.56	3.39	661.4	3.63	
					SHORT TEST		13.2	0.51	0.65	529.6	3.07	
					3-MODE	HI SPEED	31.0	39.00	0.00		1819.52	13
						LOW SPEED	15.0	39.00	0.00		389.39	15
						IDLE DR		35.00	0.00		198.11	12
						IDLE NEU		35.00	0.00		78.59	15
234	1975	BUIC	SKYH	231	FTP		10.3	3.71	117.76	410.5	1.23	
					SHORT TEST		10.3	3.37	97.88	319.8	0.61	
					3-MODE	HI SPEED	26.0	20.00	0.00		1774.02	14
						LOW SPEED	12.0	125.00	2.75		299.91	15
						IDLE DR		400.00	>5.00		11.45	12
						IDLE NEU		480.00	>5.00		9.53	13
235	1975	BUIC	APOL	260	FTP		13.2	0.45	4.94	570.8	3.04	
					SHORT TEST		13.2	0.11	1.84	444.7	2.49	
					3-MODE	HI SPEED	31.0	22.00	0.00		872.53	30
						LOW SPEED	15.0	20.00	0.00		715.52	29
						IDLE DR		17.00	0.00		309.86	23
						IDLE NEU		19.00	0.00		96.86	22
236	1975	BUIC	CENT	350	FTP		13.2	0.51	2.75	739.2	1.57	
					SHORT TEST		13.2	0.16	0.18	621.1	0.92	
					3-MODE	HI SPEED	31.0	22.50	0.00		784.30	14
						LOW SPEED	15.0	25.00	0.00		329.76	15
						IDLE DR		25.00	0.00		229.34	13
						IDLE NEU		22.50	0.00		77.57	16
238	1975	BUIC	LESA	350	FTP		14.0	0.43	7.29	805.9	1.78	
					SHORT TEST		14.0	0.32	5.31	624.9	0.79	
					3-MODE	HI SPEED	31.0	12.00	0.00		784.30	14
						LOW SPEED	15.0	12.00	0.00		339.71	12
						IDLE DR		10.00	0.00		124.27	8
						IDLE NEU		15.00	0.00		59.44	8
240	1975	BUIC	ELEC	455	FTP		14.7	0.56	2.96	841.3	2.10	
					SHORT TEST		14.7	0.44	1.32	677.7	1.05	
					3-MODE	HI SPEED	36.0	20.00	0.01		1028.46	22
						LOW SPEED	18.0	20.00	0.01		319.81	20
						IDLE DR		19.00	0.00		111.77	19
						IDLE NEU		19.00	0.00		68.47	17
244	1975	CHEV	VEGA	140	FTP		9.9	2.58	54.42	358.3	1.47	
					SHORT TEST		9.9	1.65	36.40	302.6	1.08	
					3-MODE	HI SPEED	21.0	40.00	0.00		2134.47	21
						LOW SPEED	9.0	115.00	1.40		1451.88	26
						IDLE DR						
						IDLE NEU		250.00	>5.00		43.55	30
245	1975	CHEV	VEGA	140	FTP		9.9	1.08	33.38	443.4	1.77	
					SHORT TEST		9.9	0.72	17.37	343.6	1.08	
					3-MODE	HI SPEED	26.0	14.00	0.00		932.95	19
						LOW SPEED	12.0	13.00	0.00		956.87	26
						IDLE DR		122.00	3.80		35.69	21
						IDLE NEU		95.00	3.70		28.85	21
246	1975	CHEV	MONZ	262	FTP		11.3	0.57	6.04	591.4	2.15	
					SHORT TEST		11.3	0.27	0.24	468.8	1.37	
					3-MODE	HI SPEED	26.0	30.00	0.00		794.11	14
						LOW SPEED	12.0	25.00	0.00		399.32	13
						IDLE DR		25.00	0.00		96.86	14
						IDLE NEU		22.50	0.00		104.30	14
247	1975	CHEV	NOVA	250	FTP		11.2	1.00	10.17	515.8	3.64	
					SHORT TEST		11.2	0.41	0.54	396.0	1.86	
					3-MODE	HI SPEED	26.0	20.00	0.01		1264.98	21
						LOW SPEED	12.0	25.00	0.00		1405.35	22
						IDLE DR		39.00	1.20		152.01	26
						IDLE NEU		35.00	0.70		40.60	28

FEDERAL TEST PROCEDURE AND FEDERAL SHORT TEST EMISSION RESULTS IN GRAMS/MILE

FEDERAL THREE MODE TEST EMISSION RESULTS ARE:HC - PPM/HEX, CO - %, UNCORRECTED NOX - PPM

TIME TO STABILIZE IS IN SECONDS

LISTING OF FEDERAL TEST PROCEDURE, FEDERAL SHORT TEST, AND FEDERAL THREE MODE TEST EMISSION RESULTS ON INDIVIDUAL VEHICLES

HOUSTON

VEHICLE NUMBER	YEAR	MAKE	MODEL	CID	TEST TYPE	TEST MODE	RLHP	HC	CO	CO2	NOXC	TIME TO STABILIZE
248	1975	CHEV	NOVA	262	FTP		11.2	0.53	3.36	711.7	3.27	
					SHORT TEST		11.2	0.31	0.06	583.1	2.09	
					3-MODE	HI SPEED	26.0	32.50	0.00		1028.46	14
						LOW SPEED	12.0	30.00	0.00		498.44	13
						IDLE DR		30.00	0.00		813.74	15
						IDLE NEU		30.00	0.00		239.83	15
249	1975	CHEV	CAMA	350	FTP		13.2	0.51	7.58	674.7	2.54	
					SHORT TEST		13.2	0.59	9.57	537.0	0.93	
					3-MODE	HI SPEED	31.0	25.00	0.00		1910.15	22
						LOW SPEED	15.0	25.00	0.30		448.91	12
						IDLE DR		20.00	0.00		329.76	12
						IDLE NEU		25.00	0.00		99.34	16
250	1975	CHEV	NOVA	350	FTP		12.3	2.02	50.83	600.9	3.67	
					SHORT TEST		12.3	1.82	38.53	490.0	2.64	
					3-MODE	HI SPEED	26.0	35.00	0.05		1819.52	15
						LOW SPEED	12.0	35.00	0.10		1498.29	19
						IDLE DR		47.00	9.00		88.78	24
						IDLE NEU		55.00	3.50		55.45	23
252	1975	CHEV	MONT	350	FTP		12.0	0.36	8.44	712.8	1.89	
					SHORT TEST		12.0	0.12	1.42	585.0	1.01	
					3-MODE	HI SPEED	31.0	30.00	0.00		1052.25	19
						LOW SPEED	15.0	25.00	0.00		448.91	21
						IDLE DR		22.00	0.00		329.76	16
						IDLE NEU		24.00	0.00		90.83	53
253	1975	CHEV	MONT	350	FTP		12.0	2.09	57.29	574.4	3.70	
					SHORT TEST		12.0	2.03	38.06	462.3	2.57	
					3-MODE	HI SPEED	31.0	35.00	0.01		2836.18	16
						LOW SPEED	15.0	20.00	0.50		980.77	17
						IDLE DR		42.00	4.00		82.66	19
						IDLE NEU		50.00	3.80		46.52	25
263	1975	CHEV	CAPR	400	FTP		12.7	8.96	5.35	778.5	5.33	
					SHORT TEST		12.7	6.63	0.93	599.3	4.89	
					3-MODE	HI SPEED	31.0	390.00	0.02		931.23	16
						LOW SPEED	15.0	260.00	0.02		960.53	17
						IDLE DR		144.00	0.00		289.96	19
						IDLE NEU		118.00	0.00		94.39	15
264	1975	CHEV	IMPA	400	FTP		14.0	0.95	4.02	773.2	2.31	
					SHORT TEST		14.0	1.41	0.33	607.3	1.67	
					3-MODE	HI SPEED	31.0	10.00	0.01		745.01	23
						LOW SPEED	15.0	12.00	0.01		369.52	22
						IDLE DR		28.00	0.00		60.44	24
						IDLE NEU		90.00	0.01		22.05	27
266	1975	CHEV	CAPR	454	FTP		14.0	0.64	1.50	871.4	2.14	
					SHORT TEST		14.0	0.16	0.05	709.6	1.27	
					3-MODE	HI SPEED	31.0	15.00	0.00		813.74	28
						LOW SPEED	15.0	18.00	0.00		299.91	30
						IDLE DR		17.00	0.00		104.30	12
						IDLE NEU		17.00	0.00		61.44	17
267	1975	CHRY	CORD	318	FTP		13.2	1.49	41.20	706.4	2.86	
					SHORT TEST		13.2	1.02	24.31	560.9	3.62	
					3-MODE	HI SPEED	31.0	25.00	0.00		2447.00	15
						LOW SPEED	15.0	20.00	0.00		1475.10	13
						IDLE DR		120.00	2.90		121.76	14
						IDLE NEU		95.00	2.60		90.83	13
270	1975	DODG	DART	318	FTP		11.2	1.73	62.78	642.9	1.46	
					SHORT TEST		11.2	1.00	34.59	477.1	1.77	
					3-MODE	HI SPEED	26.0	18.00	0.00		980.77	22
						LOW SPEED	12.0	18.00	0.00		735.18	23
						IDLE DR		147.00	1.30		62.46	18
						IDLE NEU		138.00	1.25		53.46	19

FEDERAL TEST PROCEDURE AND FEDERAL SHORT TEST EMISSION RESULTS IN GRAMS/MILE

FEDERAL THREE MODE TEST EMISSION RESULTS ARE: HC - PPM/HEX, CO - %, UNCORRECTED NOX - PPM

TIME TO STABILIZE IS IN SECONDS

LISTING OF FEDERAL TEST PROCEDURE, FEDERAL SHORT TEST, AND FEDERAL THREE MODE TEST EMISSION RESULTS ON INDIVIDUAL VEHICLES

HOUSTON

VEHICLE NUMBER	YEAR	MAKE	MODEL	CID	TEST TYPE	TEST MODE	RLHP	HC	CO	CO2	NOXC	TIME TO STABILIZE
272	1975	DODG	CHAR	360	FTP		12.0	0.59	8.11	797.7	2.47	
					SHORT TEST		12.0	0.14	1.89	611.3	1.73	
					3-MODE	HI SPEED	31.0	15.00	0.12		1028.46	18
						LOW SPEED	15.0	14.00	0.00		882.32	17
						IDLE DR		20.00	0.01		146.94	32
						IDLE NEU		17.00	0.00		78.59	30
273	1975	DODG	MONA	400	FTP		14.0	2.51	92.72	781.6	1.98	
					SHORT TEST		14.0	2.20	69.27	591.8	1.72	
					3-MODE	HI SPEED	31.0	190.00	0.02		1052.25	14
						LOW SPEED	15.0	160.00	0.02		1311.90	15
						IDLE DR		270.00	>5.00		64.45	12
						IDLE NEU		320.00	>5.00		51.47	14
275	1975	FORD	MUST	140	FTP		10.3	1.07	10.39	491.9	3.42	
					SHORT TEST		10.3	0.75	5.43	374.5	2.62	
					3-MODE	HI SPEED	26.0	35.00	0.18		931.23	21
						LOW SPEED	12.0	60.00	0.18		705.68	20
						IDLE DR		30.00	0.30		172.39	15
						IDLE NEU		20.00	0.25		68.47	17
277	1975	FORD	MUST	171	FTP		10.3	1.34	22.50	588.2	3.42	
					SHORT TEST		10.3	0.76	10.20	489.1	2.65	
					3-MODE	HI SPEED	26.0	37.50	0.18		1955.27	14
						LOW SPEED	12.0	50.00	0.07		1498.29	15
						IDLE DR						
						IDLE NEU		17.50	0.02		78.59	12
281	1975	FORD	GRAN	302	FTP		11.2	1.01	8.33	670.2	1.44	
					SHORT TEST		11.2	0.70	1.29	548.7	1.29	
					3-MODE	HI SPEED	26.0	53.00	0.05		882.32	11
						LOW SPEED	12.0	55.00	0.04		774.48	19
						IDLE DR		45.00	0.01		58.44	9
						IDLE NEU		35.00	0.01		42.57	9
282	1975	FORD	ELIT	351	FTP		14.0	1.27	22.65	786.6	3.49	
					SHORT TEST		14.0	0.85	11.61	627.6	2.19	
					3-MODE	HI SPEED	31.0	35.00	0.04		1123.45	20
						LOW SPEED	15.0	40.00	0.05		547.90	24
						IDLE DR		50.00	1.50		116.76	29
						IDLE NEU		40.00	0.35		164.72	33
284	1975	FORD	ELIT	400	FTP		14.0	0.76	9.28	920.7	2.58	
					SHORT TEST		14.0	0.47	6.25	748.2	1.52	
					3-MODE	HI SPEED	31.0	25.00	0.04		932.95	32
						LOW SPEED	15.0	15.00	0.06		240.13	29
						IDLE DR		30.00	0.50		116.76	52
						IDLE NEU		20.00	0.60		64.45	50
285	1975	FORD	LTD	351	FTP		12.7	0.99	13.81	825.1	3.27	
					SHORT TEST		12.7	0.71	6.31	660.6	1.74	
					3-MODE	HI SPEED	31.0	45.00	0.10		1428.63	24
						LOW SPEED	15.0	38.00	0.15		299.91	24
						IDLE DR		50.00	0.42		109.28	23
						IDLE NEU		40.00	0.27		46.52	19
286	1975	FORD	TORI	351	FTP		14.0	0.81	19.08	736.3	4.76	
					SHORT TEST		14.0	0.47	7.43	603.5	3.17	
					3-MODE	HI SPEED	31.0	35.00	0.14		2543.98	24
						LOW SPEED	15.0	28.00	0.11		872.53	20
						IDLE DR		52.00	1.40		74.69	17
						IDLE NEU		30.00	0.45		53.46	17
287	1975	FORD	ELIT	351	FTP		14.0	1.01	15.58	802.7	2.96	
					SHORT TEST		14.0	0.73	5.42	629.3	1.91	
					3-MODE	HI SPEED	31.0	42.00	0.10		911.67	31
						LOW SPEED	15.0	35.00	0.13		419.16	26
						IDLE DR		29.00	1.00		96.86	55
						IDLE NEU		35.00	0.40		54.45	47

FEDERAL TEST PROCEDURE AND FEDERAL SHORT TEST EMISSION RESULTS IN GRAMS/MILE

FEDERAL THREE MODE TEST EMISSION RESULTS ARE: HC - PPM/HEX, CO - %, UNCORRECTED NOX - PPM

TIME TO STABILIZE IS IN SECONDS

LISTING OF FEDERAL TEST PROCEDURE, FEDERAL SHORT TEST, AND FEDERAL THREE MODE TEST EMISSION RESULTS ON INDIVIDUAL VEHICLES

HOUSTON

VEHICLE NUMBER	YEAR	MAKE	MODEL	CID	TEST TYPE	TEST MODE	RLHP	HC	CO	CO2	NOXC	TIME TO STABILIZE
289	1975	FORD	LTD	400	FTP		12.7	0.85	11.96	907.6	4.58	
					SHORT TEST		12.7	0.62	7.65	744.3	2.59	
					3-MODE	HI SPEED	31.0	32.00	0.80		1636.73	17
						LOW SPEED	15.0	33.00	0.60		498.44	15
						IDLE DR		45.00	0.15		134.32	13
						IDLE NEU		575.00	0.10		64.45	21
290	1975	FORD	LTD	400	FTP		14.0	0.68	10.73	842.2	2.90	
					SHORT TEST		14.0	0.70	4.13	670.1	1.90	
					3-MODE	HI SPEED	31.0	37.00	0.05		1123.45	19
						LOW SPEED	15.0	34.00	0.07		240.13	17
						IDLE DR		15.00	0.65		82.05	13
						IDLE NEU		10.00	0.60		57.44	16
293	1975	FORD	LTD	460	FTP		14.0	1.84	64.89	920.7	1.53	
					SHORT TEST		14.0	1.31	37.25	761.9	0.90	
					3-MODE	HI SPEED	31.0	11.00	0.42		439.00	24
						LOW SPEED	15.0	14.00	0.70		154.54	23
						IDLE DR		340.00	>5.00		23.02	24
						IDLE NEU		350.00	>5.00		29.82	25
294	1975	LINC	CONT	460	FTP		15.3	5.40	165.14	792.1	2.19	
					SHORT TEST		15.3	3.93	122.60	618.4	1.15	
					3-MODE	HI SPEED	36.0	38.00	0.90		2934.00	12
						LOW SPEED	18.0	105.00	1.30		448.91	10
						IDLE DR		260.00	9.50		1.90	8
						IDLE NEU		260.00	9.20		1.42	15
295	1975	MERC	MONA	302	FTP		11.2	0.87	8.05	667.9	6.75	
					SHORT TEST		11.2	0.41	1.11	545.1	4.23	
					3-MODE	HI SPEED	26.0	55.00	0.06		2934.00	16
						LOW SPEED	12.0	55.00	0.02		2134.47	20
						IDLE DR		35.00	0.00		58.44	25
						IDLE NEU		30.00	0.00		56.45	15
297	1975	MERC	COUG	351	FTP		14.0	0.98	16.24	733.6	3.71	
					SHORT TEST		14.0	0.84	8.17	586.5	2.26	
					3-MODE	HI SPEED	31.0	43.00	0.05		1428.63	29
						LOW SPEED	15.0	37.00	0.04		557.78	29
						IDLE DR		20.00	1.10		55.45	29
						IDLE NEU		27.00	0.60		55.45	22
298	1975	MERC	MARQ	400	FTP		14.7	1.03	9.54	880.8	2.47	
					SHORT TEST		14.7	1.77	5.06	737.3	1.47	
					3-MODE	HI SPEED	36.0	25.00	0.07		980.77	11
						LOW SPEED	18.0	20.00	0.12		224.11	14
						IDLE DR		5.00	0.10		68.47	12
						IDLE NEU		5.00	0.06		46.52	12
300	1975	OLDS	OMEG	260	FTP		11.2	1.63	29.67	540.5	1.67	
					SHORT TEST		11.2	1.62	20.12	423.4	1.41	
					3-MODE	HI SPEED	31.0	45.00	0.05		774.48	15
						LOW SPEED	15.0	37.00	0.00		597.28	13
						IDLE DR		380.00	>5.00		38.63	38
						IDLE NEU		570.00	>5.00		26.90	21
308	1975	PLYM	VALI	318	FTP		11.2	7.46	170.11	486.6	0.95	
					SHORT TEST		11.2	4.59	109.32	390.9	1.54	
					3-MODE	HI SPEED	26.0	166.00	4.20		617.01	25
						LOW SPEED	12.0	200.00	2.00		198.11	55
						IDLE DR		320.00	>5.00		48.50	165
						IDLE NEU		300.00	>5.00		34.71	35
311	1975	PLYM	FURY	360	FTP		13.2	2.55	109.38	674.8	1.90	
					SHORT TEST		13.2	2.16	90.61	516.6	2.15	
					3-MODE	HI SPEED	31.0	30.00	0.80		1567.65	21
						LOW SPEED	15.0	75.00	0.70		1147.12	23
						IDLE DR		160.00	>5.00		62.46	19
						IDLE NEU		195.00	>5.00		50.48	22

FEDERAL TEST PROCEDURE AND FEDERAL SHORT TEST EMISSION RESULTS IN GRAMS/MILE

FEDERAL THREE MODE TEST EMISSION RESULTS ARE:HC - PPM/HEX, CO - %, UNCORRECTED NOX - PPM

TIME TO STABILIZE IS IN SECONDS

LISTING OF FEDERAL TEST PROCEDURE, FEDERAL SHORT TEST, AND FEDERAL THREE MODE TEST EMISSION RESULTS ON INDIVIDUAL VEHICLES

HOUSTON

VEHICLE NUMBER	YEAR	MAKE	MODEL	CID	TEST TYPE	TEST MODE	RLHP	HC	CO	CO2	NOXC	TIME TO STABILIZE
312	1975	PLYM	FURY	400	FTP		14.0	2.27	54.00	744.0	1.80	
					SHORT TEST		14.0	1.17	33.16	608.3	1.60	
					3-MODE	HI SPEED	31.0	25.00	0.01		956.87	22
						LOW SPEED	15.0	22.00	0.19		794.11	32
						IDLE DR		29.00	3.80		60.44	22
						IDLE NEU		31.00	4.00		50.48	17
313	1975	PLYM	FURY	360	FTP		14.0	1.82	76.89	655.6	2.11	
					SHORT TEST		14.0	1.56	52.09	512.8	3.00	
					3-MODE	HI SPEED	31.0	15.00	0.28		617.01	28
						LOW SPEED	15.0	17.00	0.00		2223.30	29
						IDLE DR		150.00	>5.00		52.46	26
						IDLE NEU		150.00	>5.00		45.53	24
314	1975	PONT	ASTR	140	FTP		9.9	0.41	7.64	422.6	2.52	
					SHORT TEST		9.9	0.10	0.73	318.9	1.47	
					3-MODE	HI SPEED	26.0	22.00	0.00		1521.44	19
						LOW SPEED	12.0	18.00	0.00		1194.36	24
						IDLE DR		15.00	0.00		270.03	18
						IDLE NEU		18.00	0.01		74.53	19
318	1975	PONT	LEMA	350	FTP		13.2	0.54	6.41	798.0	4.80	
					SHORT TEST		13.2	0.10	0.14	624.3	3.74	
					3-MODE	HI SPEED	31.0	27.50	0.00		1123.45	14
						LOW SPEED	15.0	25.00	0.00		754.84	15
						IDLE DR		25.00	0.00		1076.02	14
						IDLE NEU		27.50	0.00		299.91	14
320	1975	PONT	GRNV	400	FTP		14.7	2.20	49.04	754.5	3.04	
					SHORT TEST		14.7	1.65	28.25	577.1	2.67	
					3-MODE	HI SPEED	36.0	30.00	0.01		656.45	19
						LOW SPEED	18.0	40.00	0.01		1052.25	22
						IDLE DR		220.00	3.50		41.58	21
						IDLE NEU		360.00	3.60		16.26	14
321	1975	PONT	STAW	455	FTP		15.3	2.17	45.90	767.0	2.54	
					SHORT TEST		15.3	1.87	17.83	628.8	2.63	
					3-MODE	HI SPEED	36.0	30.00	0.01		1335.31	15
						LOW SPEED	18.0	32.50	0.01		833.35	13
						IDLE DR		160.00	2.20		42.57	12
						IDLE NEU		170.00	2.20		25.93	15
322	1975	AUDI	FOX	97	FTP		8.8	2.12	34.09	379.2	1.82	
					SHORT TEST		8.8	1.79	34.16	278.3	1.14	
					3-MODE	HI SPEED	21.0	140.00	0.70		2045.13	22
						LOW SPEED	9.0	142.00	1.00		2112.18	20
						IDLE DR						
						IDLE NEU		165.00	>5.00		58.44	26
323	1976	CAPR	SEDA	171	FTP		9.9	0.74	7.71	563.2	3.03	
					SHORT TEST		9.9	0.48	3.28	489.6	2.34	
					3-MODE	HI SPEED	26.0	50.00	0.23		1728.38	14
						LOW SPEED	12.0	40.00	0.11		1099.75	14
						IDLE DR		30.00	0.00		172.39	13
						IDLE NEU		27.50	0.00		71.50	15
325	1975	COLT	COLT	98	FTP		9.4	1.46	22.19	406.4	2.15	
					SHORT TEST		9.4	1.33	13.07	324.4	1.40	
					3-MODE	HI SPEED	21.0	15.00	0.48		1241.47	15
						LOW SPEED	9.0	40.00	0.50		577.53	13
						IDLE DR		110.00	2.50		96.86	16
						IDLE NEU		42.50	1.40		48.50	13
326	1975	DATS	SEDA	85	FTP		8.8	2.01	12.11	355.7	2.81	
					SHORT TEST		8.8	1.65	5.55	283.5	1.45	
					3-MODE	HI SPEED	21.0	85.00	0.20		2223.30	20
						LOW SPEED	9.0	63.00	0.16		686.00	19
						IDLE DR						
						IDLE NEU		68.00	0.37		78.59	15

FEDERAL TEST PROCEDURE AND FEDERAL SHORT TEST EMISSION RESULTS IN GRAMS/MILE

FEDERAL THREE MODE TEST EMISSION RESULTS ARE: HC - PPM/HEX, CO - %, UNCORRECTED NOX - PPM

TIME TO STABILIZE IS IN SECONDS

LISTING OF FEDERAL TEST PROCEDURE, FEDERAL SHORT TEST, AND FEDERAL THREE MODE TEST EMISSION RESULTS ON INDIVIDUAL VEHICLES

HOUSTON

VEHICLE NUMBER	YEAR	MAKE	MODEL	CID	TEST TYPE	TEST MODE	RLHP	HC	CO	CO2	NOXC	TIME TO STABILIZE
327	1975	DATS	B210	85	FTP		8.8	1.50	12.57	362.4	2.06	
					SHORT TEST		8.8	1.17	6.94	287.4	0.93	
					3-MODE	HI SPEED	21.0	110.00	0.16		2738.57	25
						LOW SPEED	9.0	80.00	0.16		557.78	16
						IDLE DR						
						IDLE NEU		125.00	1.20		92.88	27
328	1975	DATS	SEDA	85	FTP		8.8	1.56	14.41	335.8	2.59	
					SHORT TEST		8.8	1.43	8.87	264.6	1.38	
					3-MODE	HI SPEED	21.0	60.00	0.13		3525.40	18
						LOW SPEED	9.0	47.00	0.15		833.35	16
						IDLE DR						
						IDLE NEU		54.00	1.20		64.90	14
329	1975	VOLK	RABB	90	FTP		8.3	0.72	12.46	439.4	0.84	
					SHORT TEST		8.3	0.11	0.85	344.7	0.91	
					3-MODE	HI SPEED	21.0	15.00	0.00		1004.63	18
						LOW SPEED	9.0	18.00	0.00		695.84	15
						IDLE DR						
						IDLE NEU		20.00	0.00		63.45	11
330	1975	FIAT	SEDA	128	FTP		8.8	0.72	15.20	428.7	1.16	
					SHORT TEST		8.8	0.41	13.55	352.5	0.78	
					3-MODE	HI SPEED	21.0	30.00	1.20		1099.75	20
						LOW SPEED	9.0	18.00	0.25		359.59	17
						IDLE DR						
						IDLE NEU		50.00	0.65		57.44	19
331	1975	HOND	CVCC	91	FTP		8.3	0.99	6.65	346.0	1.60	
					SHORT TEST		8.3	0.38	3.44	280.5	1.20	
					3-MODE	HI SPEED	21.0	25.00	0.11		1451.88	33
						LOW SPEED	9.0	25.00	0.14		872.53	21
						IDLE DR						
						IDLE NEU		62.00	0.23		99.34	37
332	1975	MAZD	SEDA	80	FTP		11.3	4.34	28.85	575.4	1.04	
					SHORT TEST		11.3	6.59	45.19	408.7	0.63	
					3-MODE	HI SPEED	26.0	35.00	0.44		794.11	12
						LOW SPEED	12.0	35.00	0.10		195.52	14
						IDLE DR		700.00	1.50		23.99	10
						IDLE NEU		110.00	0.50		24.96	15
333	1975	MAZD	SEDA	80	FTP		10.3	0.64	6.34	699.9	1.04	
					SHORT TEST		10.3	0.08	4.25	586.6	0.62	
					3-MODE	HI SPEED	26.0	17.00	0.05		666.30	17
						LOW SPEED	12.0	19.00	0.00		208.47	14
						IDLE DR						
						IDLE NEU		20.00	0.90		27.87	12
335	1975	MG	B	110	FTP		8.3	0.33	6.40	395.4	0.58	
					SHORT TEST		8.3	0.32	4.22	332.6	0.39	
					3-MODE	HI SPEED	21.0	15.00	0.24		419.16	13
						LOW SPEED	9.0	20.00	0.22		96.86	14
						IDLE DR						
						IDLE NEU		20.00	0.16		12.41	12
336	1975	OPEL	SEDA	116	FTP		10.3	0.87	4.82	505.9	2.49	
					SHORT TEST		10.3	0.42	2.91	401.4	1.97	
					3-MODE	HI SPEED	21.0	35.00	0.16		1052.25	17
						LOW SPEED	9.0	33.00	0.13		843.15	21
						IDLE DR						
						IDLE NEU		18.00	0.01		106.79	20
338	1975	PORS	914	109	FTP		9.4	1.56	18.10	472.6	1.69	
					SHORT TEST		9.4	1.23	13.68	356.5	1.25	
					3-MODE	HI SPEED	21.0	20.00	0.42		1241.47	32
						LOW SPEED	9.0	15.00	0.50		518.23	32
						IDLE DR						
						IDLE NEU		100.00	1.20		80.62	24

FEDERAL TEST PROCEDURE AND FEDERAL SHORT TEST EMISSION RESULTS IN GRAMS/MILE

FEDERAL THREE MODE TEST EMISSION RESULTS ARE:HC - PPM/HEX, CO - %, UNCORRECTED NOX - PPM

TIME TO STABILIZE IS IN SECONDS

LISTING OF FEDERAL TEST PROCEDURE, FEDERAL SHORT TEST, AND FEDERAL THREE MODE TEST EMISSION RESULTS ON INDIVIDUAL VEHICLES

HOUSTON

VEHICLE NUMBER	YEAR	MAKE	MODEL	CID	TEST TYPE	TEST MODE	RLHP	HC	CO	CO2	NOXC	TIME TO STABILIZE
340	1975	TOYO	CELI	133	FTP		9.9	1.58	10.13	518.7	2.29	
					SHORT TEST		9.9	0.81	6.83	421.9	1.29	
					3-MODE	HI SPEED	21.0	40.00	0.10		1311.90	30
						LOW SPEED	9.0	62.00	0.12		932.95	27
						IDLE DR						
						IDLE NEU		10.00	0.90		58.44	69
341	1975	TOYO	STAW	97	FTP		9.4	1.39	11.42	438.4	3.27	
					SHORT TEST		9.4	1.00	13.49	334.2	2.07	
					3-MODE	HI SPEED	21.0	65.00	0.13		1451.88	16
						LOW SPEED	9.0	90.00	0.36		1123.45	15
						IDLE DR						
						IDLE NEU		82.00	0.11		121.76	22
342	1975	VOLK	SEDA	97	FTP		8.8	3.81	8.94	411.8	2.12	
					SHORT TEST		8.8	2.99	5.20	321.1	1.51	
					3-MODE	HI SPEED	21.0	65.00	0.16		1955.27	18
						LOW SPEED	9.0	140.00	0.18		774.48	14
						IDLE DR						
						IDLE NEU		800.00	0.65		126.78	15
343	1975	VOLK	RABB	90	FTP		8.3	1.40	14.74	409.1	1.51	
					SHORT TEST		8.3	0.54	1.14	322.4	1.09	
					3-MODE	HI SPEED	21.0	65.00	0.16		754.84	17
						LOW SPEED	9.0	40.00	0.01		508.34	18
						IDLE DR						
						IDLE NEU		32.00	0.01		74.69	35
345	1975	VOLV	SEDA	121	FTP		10.3	1.37	25.41	471.9	2.57	
					SHORT TEST		10.3	1.21	37.76	359.6	0.90	
					3-MODE	HI SPEED	26.0	75.00	1.10		2178.95	11
						LOW SPEED	12.0	70.00	0.65		626.88	11
						IDLE DR		110.00	1.80		68.47	13
						IDLE NEU		60.00	1.00		53.46	16
511	1975	FORD	GRAN	250	FTP		11.2	0.79	24.03	688.7	1.44	
					SHORT TEST		11.2	0.89	32.75	912.4	3.20	
					3-MODE	HI SPEED	26.0	10.00	0.00		1099.75	21
						LOW SPEED	12.0	20.00	0.00		478.64	15
						IDLE DR		130.00	2.20		169.83	18
						IDLE NEU		100.00	1.70		109.28	22
512	1975	MERC	MONA	250	FTP		11.2	0.26	1.72	608.8	2.77	
					SHORT TEST		11.2	0.20	0.79	487.3	1.51	
					3-MODE	HI SPEED	26.0	27.00	0.00		1076.02	30
						LOW SPEED	12.0	23.00	0.00		429.08	27
						IDLE DR		22.00	0.00		211.07	20
						IDLE NEU		20.00	0.00		58.44	24
513	1975	OLDS	OMEG	250	FTP		11.2	1.72	18.34	553.3	2.07	
					SHORT TEST		11.2	1.08	9.82	461.4	1.48	
					3-MODE	HI SPEED	26.0	10.00	0.00		399.32	15
						LOW SPEED	12.0	17.50	0.01		1004.63	16
						IDLE DR						
						IDLE NEU		250.00	4.70		35.69	12
514	1975	PLYM	GRNF	360	FTP		12.7	2.63	77.66	595.6	2.82	
					SHORT TEST		12.7	2.90	58.68	472.8	2.75	
					3-MODE	HI SPEED	31.0	28.00	0.02		715.52	20
						LOW SPEED	15.0	25.00	0.01		2836.18	42
						IDLE DR		300.00	>5.00		46.52	44
						IDLE NEU		360.00	>5.00		38.63	17
515	1975	PONT	LEMA	350	FTP		12.0	1.08	6.43	673.4	3.03	
					SHORT TEST		12.0	0.85	0.64	530.2	2.24	
					3-MODE	HI SPEED	31.0	35.00	0.02		1217.93	15
						LOW SPEED	15.0	40.00	0.02		1170.75	15
						IDLE DR		100.00	0.01		101.82	18
						IDLE NEU		150.00	0.01		62.45	14

FEDERAL TEST PROCEDURE AND FEDERAL SHORT TEST EMISSION RESULTS IN GRAMS/MILE

FEDERAL THREE MODE TEST EMISSION RESULTS ARE:HC - PPM/HEX, CO - %, UNCORRECTED NOX - PPM

TIME TO STABILIZE IS IN SECONDS

LISTING OF FEDERAL TEST PROCEDURE, FEDERAL SHORT TEST, AND FEDERAL THREE MODE TEST EMISSION RESULTS ON INDIVIDUAL VEHICLES

HOUSTON

VEHICLE NUMBER	YEAR	MAKE	MODEL	CID	TEST TYPE	TEST MODE	RLHP	HC	CO	CO2	NOXC	TIME TO STABILIZE
516	1975	BMW	SEDA	121	FTP		11.2	0.24	8.21	505.5	1.41	
					SHORT TEST		11.2	0.27	6.98	404.2	0.95	
					3-MODE	HI SPEED	26.0	25.00	0.04		784.30	13
						LOW SPEED	12.0	25.00	0.02		309.86	13
						IDLE DR		27.50	0.02		119.26	13
						IDLE NEU		29.00	0.32		73.52	14
517	1975	BMW	SEDA	182	FTP		12.7	0.49	14.38	732.8	1.79	
					SHORT TEST		12.7	0.08	7.22	621.8	0.73	
					3-MODE	HI SPEED	31.0	20.00	0.09		389.39	13
						LOW SPEED	15.0	23.00	0.05		139.36	15
						IDLE DR		25.00	0.13		81.64	12
						IDLE NEU		26.00	0.09		54.45	16
518	1975	SUBA	SEDA	83	FTP		8.8	1.46	15.71	425.2	2.82	
					SHORT TEST		8.8	1.01	7.77	364.7	2.14	
					3-MODE	HI SPEED	21.0	50.00	0.20		2112.18	16
						LOW SPEED	9.0	50.50	0.30		1123.45	14
						IDLE DR		105.00	2.10		146.94	15
						IDLE NEU		150.00	1.10		84.69	15
519	1975	MERB	230	141	FTP		11.2	1.97	19.45	498.3	4.12	
					SHORT TEST		11.2	1.39	11.42	403.7	2.90	
					3-MODE	HI SPEED	26.0	25.00	0.06		2836.18	30
						LOW SPEED	12.0	21.00	0.03		2089.86	34
						IDLE DR		35.00	0.22		299.91	87
						IDLE NEU		25.00	0.20		96.86	44
520	1975	PORS	914	120	FTP		9.4	1.28	19.94	468.6	1.82	
					SHORT TEST		9.4	0.68	13.36	377.7	1.28	
					3-MODE	HI SPEED	21.0	22.00	0.33		1004.63	16
						LOW SPEED	9.0	34.00	0.11		508.34	21
						IDLE DR						
						IDLE NEU		56.00	2.60		51.47	10
521	1975	SAAB	SEDA	121	FTP		9.9	1.16	14.28	457.2	2.04	
					SHORT TEST		9.9	0.77	10.33	354.3	1.52	
					3-MODE	HI SPEED	21.0	35.00	0.21		1170.75	17
						LOW SPEED	9.0	55.00	2.80		1028.46	17
						IDLE DR						
						IDLE NEU		182.00	1.30		55.45	15
522	1975	AMMO	GREM	232	FTP		10.3	1.48	12.11	526.2	3.42	
					SHORT TEST		10.3	0.95	2.26	407.8	3.25	
					3-MODE	HI SPEED	26.0	25.00	0.12		1241.47	30
						LOW SPEED	12.0	35.00	0.12		399.32	28
						IDLE DR		97.00	0.14		399.32	0
						IDLE NEU		60.00	0.14		141.88	14
523	1975	AMMO	HORN	258	FTP		11.2	0.73	10.04	637.6	2.21	
					SHORT TEST		11.2	0.46	2.97	513.7	1.65	
					3-MODE	HI SPEED	26.0	21.00	0.13		794.11	24
						LOW SPEED	12.0	20.00	0.15		309.86	24
						IDLE DR		61.00	0.11		289.96	26
						IDLE NEU		45.00	0.15		119.26	28
524	1975	DODG	MONA	360	FTP		13.4	2.96	110.91	628.6	2.03	
					SHORT TEST		13.4	2.64	85.17	522.7	2.56	
					3-MODE	HI SPEED	31.0	20.00	0.05		1498.29	10
						LOW SPEED	15.0	22.50	0.02		2134.47	10
						IDLE DR		100.00	4.90		51.47	12
						IDLE NEU		150.00	>5.00		39.61	15
525	1975	MERC	MARQ	460	FTP		13.4	1.23	30.70	834.1	3.05	
					SHORT TEST		13.4	0.83	17.60	655.0	1.95	
					3-MODE	HI SPEED	36.0	17.00	0.02		1636.73	31
						LOW SPEED	18.0	20.00	0.07		468.73	41
						IDLE DR		22.00	0.48		56.45	23
						IDLE NEU		19.00	0.44		40.60	19

FEDERAL TEST PROCEDURE AND FEDERAL SHORT TEST EMISSION RESULTS IN GRAMS/MILE

FEDERAL THREE MODE TEST EMISSION RESULTS ARE: HC - PPM/HEX, CO - %, UNCORRECTED NOX - PPM

TIME TO STABILIZE IS IN SECONDS

APPENDIX J

LISTING OF FEDERAL TEST PROCEDURE, FEDERAL SHORT TEST, AND FEDERAL THREE MODE TEST EMISSION RESULTS OF INDIVIDUAL VEHICLES

PHOENIX

VEHICLE NUMBER	YEAR	MAKE	MODEL	CID	TEST TYPE	TEST MODE	RLHP	HC	CO	CO2	NOXC	TIME TO STABILIZE
011	1975	AMMO	HORN	258	FTP		10.3	1.44	8.64	475.8	3.99	
					SHORT TEST		10.3	1.25	3.31	387.8	3.17	
					3-MODE	HI SPEED	26.0	75.00	0.14		2934.00	29
						LOW SPEED	12.0	115.00	0.14		1977.78	25
						IDLE DR		120.00	0.10		200.70	70
						IDLE NEU		115.00	0.10		78.59	55
015	1975	CADI	DEVI	500	FTP		15.3	1.44	45.06	755.2	1.66	
					SHORT TEST		15.3	3.08	82.14	516.1	1.59	
					3-MODE	HI SPEED	36.0	40.00	1.80		280.00	16
						LOW SPEED	18.0	50.00	1.80		240.13	28
						IDLE DR		40.00	0.02		429.08	28
						IDLE NEU		43.00	0.02		129.29	35
016	1975	CHEV	VEGA	140	FTP		9.9	3.20	45.31	372.5	4.07	
					SHORT TEST		9.9	1.37	23.52	316.6	3.41	
					3-MODE	HI SPEED	21.0	45.00	0.01		4376.28	14
						LOW SPEED	9.0	45.00	0.10		1099.75	13
						IDLE DR						
						IDLE NEU		195.00	7.20		47.50	9
017	1975	CHEV	NOVA	250	FTP		11.2	1.61	56.46	485.6	3.86	
					SHORT TEST		11.2	1.04	33.64	391.6	3.33	
					3-MODE	HI SPEED	26.0	40.00	0.01		1659.69	30
						LOW SPEED	12.0	65.00	0.01		2641.17	17
						IDLE DR		220.00	6.30		90.83	55
						IDLE NEU		220.00	6.30		74.53	21
018	1975	CHEV	MONT	350	FTP		13.2	2.46	72.84	538.5	2.69	
					SHORT TEST		13.2	2.11	55.10	445.6	2.01	
					3-MODE	HI SPEED	31.0	90.00	1.65		1955.27	12
						LOW SPEED	15.0	85.00	1.50		1123.45	11
						IDLE DR		200.00	2.80		106.79	9
						IDLE NEU		180.00	2.50		52.46	12
019	1975	CHEV	STAW	350	FTP		12.7	0.59	11.95	656.7	2.00	
					SHORT TEST		12.7	0.16	1.78	530.9	1.18	
					3-MODE	HI SPEED	31.0	25.00	0.00		1475.10	26
						LOW SPEED	15.0	22.00	0.00		144.41	23
						IDLE DR		27.00	0.02		101.82	25
						IDLE NEU		30.00	0.02		36.67	27
024	1975	DODG	DART	225	FTP		11.2	0.97	15.31	473.7	2.52	
					SHORT TEST		11.2	0.32	4.23	375.4	1.87	
					3-MODE	HI SPEED	26.0	20.00	0.00		1521.44	25
						LOW SPEED	12.0	20.00	0.00		1241.47	20
						IDLE DR		75.00	1.00		131.80	23
						IDLE NEU		65.00	1.50		83.67	17
025	1975	FORD	PINT	140	FTP		10.3	0.79	16.27	486.5	1.52	
					SHORT TEST		10.3	0.41	7.82	373.4	1.20	
					3-MODE	HI SPEED	26.0	18.00	0.11		911.67	20
						LOW SPEED	12.0	30.00	0.12		448.91	22
						IDLE DR						
						IDLE NEU		32.00	0.10		63.45	29
027	1975	FORD	MAVE	250	FTP		10.3	0.82	9.99	645.2	2.08	
					SHORT TEST		10.3	1.08	3.26	558.1	1.11	
					3-MODE	HI SPEED	26.0	37.50	0.10		774.48	14
						LOW SPEED	12.0	47.50	0.10		339.71	14
						IDLE DR		60.00	0.08		270.03	12
						IDLE NEU		47.50	0.08		96.86	12
032	1975	OLDS	DELT	350	FTP		14.7	2.57	44.89	606.1	1.58	
					SHORT TEST		14.7	3.05	25.28	454.4	1.86	
					3-MODE	HI SPEED	31.0	24.00	0.03		577.53	17
						LOW SPEED	15.0	22.00	0.00		911.67	30
						IDLE DR		330.00	4.00		66.46	32
						IDLE NEU		400.00	3.60		32.75	30

FEDERAL TEST PROCEDURE AND FEDERAL SHORT TEST EMISSION RESULTS IN GRAMS/MILE

FEDERAL THREE MODE TEST EMISSION RESULTS ARE: HC - PPM/HEX, CO - %, UNCORRECTED NOX - PPM

TIME TO STABILIZE IS IN SECONDS

LISTING OF FEDERAL TEST PROCEDURE, FEDERAL SHORT TEST, AND FEDERAL THREE MODE TEST EMISSION RESULTS ON INDIVIDUAL VEHICLES

PHOENIX

VEHICLE NUMBER	YEAR	MAKE	MODEL	CID	TEST TYPE	TEST MODE	RLHP	HC	CO	CO2	NOXC	TIME TO STABILIZE
033	1975	OLDS	CUTL	350	FTP		13.2	0.67	5.42	569.4	1.79	
					SHORT TEST		13.2	0.14	0.64	440.6	0.99	
					3-MODE	HI SPEED	31.0	30.00	0.05		448.91	12
						LOW SPEED	15.0	35.00	0.03		725.35	14
						IDLE DR		25.00	0.03		187.79	9
						IDLE NEU		35.00	0.02		52.46	15
034	1975	OLDS	DELT	455	FTP		14.7	0.69	9.73	669.1	1.86	
					SHORT TEST		14.7	0.23	0.42	537.2	1.01	
					3-MODE	HI SPEED	31.0	43.00	0.01		1370.36	10
						LOW SPEED	15.0	55.00	0.01		572.60	14
						IDLE DR		60.00	0.01		125.52	10
						IDLE NEU		70.00	0.01		61.94	11
036	1975	PLYM	VALI	225	FTP		11.2	1.83	48.05	427.3	4.96	
					SHORT TEST		11.2	1.15	24.63	343.7	4.87	
					3-MODE	HI SPEED	26.0	75.00	0.02		3426.31	12
						LOW SPEED	12.0	80.00	0.02		3228.75	12
						IDLE DR		260.00	6.60		82.05	11
						IDLE NEU		250.00	6.50		64.45	12
038	1975	PONT	LEMA	350	FTP		12.0	2.08	50.40	649.7	1.88	
					SHORT TEST		12.0	1.46	26.42	522.8	1.70	
					3-MODE	HI SPEED	31.0	25.00	0.02		695.84	12
						LOW SPEED	15.0	27.50	0.03		1099.75	13
						IDLE DR		380.00	3.40		172.39	12
						IDLE NEU		165.00	3.90		60.44	12
042	1975	HOND	SEDA	91	FTP		8.3	0.70	5.00	325.3	1.47	
					SHORT TEST		8.3	1.12	6.88	277.8	1.32	
					3-MODE	HI SPEED	21.0	22.50	0.15		1819.52	12
						LOW SPEED	9.0	42.50	0.40		1170.75	13
						IDLE DR						
						IDLE NEU		50.00	0.25		96.86	12
043	1975	TOYO	CORO	133	FTP		11.3	1.43	19.99	433.7	3.81	
					SHORT TEST		11.3	0.79	11.41	355.2	2.18	
					3-MODE	HI SPEED	26.0	35.00	0.15		2267.52	22
						LOW SPEED	12.0	80.00	0.12		2301.93	21
						IDLE DR		140.00	2.70		99.34	16
						IDLE NEU		45.00	1.20		54.45	19
044	1975	VOLK	SEDA	97	FTP		8.8	1.46	41.46	310.8	0.91	
					SHORT TEST		8.8	0.94	17.76	265.1	1.95	
					3-MODE	HI SPEED	21.0	90.00	2.90		230.16	19
						LOW SPEED	9.0	55.00	0.20		220.18	31
						IDLE DR						
						IDLE NEU		100.00	2.60		220.18	12
045	1975	VOLK	RABB	90	FTP		9.1	0.33	5.81	355.8	3.07	
					SHORT TEST		9.1	0.13	10.64	325.4	0.46	
					3-MODE	HI SPEED	21.0	15.00	0.03		2205.48	21
						LOW SPEED	9.0	15.00	0.03		2061.21	14
						IDLE DR		17.00	0.03		198.11	10
						IDLE NEU		15.00	0.03		96.86	13
231	1975	AMMO	GREM	232	FTP		10.3	1.64	13.26	489.7	2.47	
					SHORT TEST		10.3	1.01	2.64	384.4	2.43	
					3-MODE	HI SPEED	26.0	60.00	0.14		1076.02	12
						LOW SPEED	12.0	82.50	0.13		458.82	11
						IDLE DR		170.00	0.22		339.71	11
						IDLE NEU		140.00	0.20		126.78	11
232	1975	AMMO	HORN	304	FTP		12.3	0.39	4.89	620.7	2.85	
					SHORT TEST		12.3	0.27	0.82	490.7	2.82	
					3-MODE	HI SPEED	26.0	35.00	0.03		1264.98	12
						LOW SPEED	12.0	35.00	0.02		1264.98	11
						IDLE DR		25.00	0.02		177.51	10
						IDLE NEU		20.00	0.02		94.94	12

FEDERAL TEST PROCEDURE AND FEDERAL SHORT TEST EMISSION RESULTS IN GRAMS/MILE

FEDERAL THREE MODE TEST EMISSION RESULTS ARE: HC - PPM/HEX, CO - %, UNCORRECTED NOX - PPM

TIME TO STABILIZE IS IN SECONDS

LISTING OF FEDERAL TEST PROCEDURE, FEDERAL SHORT TEST, AND FEDERAL THREE MODE TEST EMISSION RESULTS ON INDIVIDUAL VEHICLES

PHOENIX

VEHICLE NUMBER	YEAR	MAKE	MODEL	CID	TEST TYPE	TEST MODE	RLHP	HC	CO	CO2	NOXC	TIME TO STABILIZE
233	1975	AMMO	MATA	360	FTP		13.2	0.34	4.95	691.0	3.72	
					SHORT TEST		13.2	0.18	0.21	551.9	3.75	
					3-MODE	HI SPEED	31.0	30.00	0.02		1521.44	20
						LOW SPEED	15.0	30.00	0.02		950.77	23
						IDLE DR		20.00	0.01		280.00	19
						IDLE NEU		20.00	0.02		116.76	15
234	1975	BUIC	SKYH	231	FTP		10.3	0.61	8.99	487.3	1.68	
					SHORT TEST		10.3	0.20	1.62	406.6	0.86	
					3-MODE	HI SPEED	26.0	45.00	0.02		1590.71	13
						LOW SPEED	12.0	35.00	0.02		1028.46	11
						IDLE DR		30.00	0.05		299.91	12
						IDLE NEU		35.00	0.10		96.86	12
235	1975	BUIC	APOL	260	FTP		13.2	0.52	7.12	643.5	1.23	
					SHORT TEST		13.2	0.28	2.94	506.3	0.69	
					3-MODE	HI SPEED	31.0	30.00	0.04		1028.46	12
						LOW SPEED	15.0	25.00	0.02		419.16	11
						IDLE DR		20.00	0.02		172.39	12
						IDLE NEU		20.00	0.02		94.94	13
236	1975	BUIC	LESA	350	FTP		14.0	1.87	35.82	692.8	1.67	
					SHORT TEST		14.0	2.30	56.68	520.8	0.78	
					3-MODE	HI SPEED	31.0	50.00	0.10		852.94	11
						LOW SPEED	15.0	60.00	0.20		260.07	11
						IDLE DR		220.00	3.40		88.78	12
						IDLE NEU		180.00	3.50		58.44	11
238	1975	BUIC	LESA	350	FTP		14.0	1.18	31.48	687.4	1.40	
					SHORT TEST		14.0	1.47	32.24	558.5	0.63	
					3-MODE	HI SPEED	31.0	20.00	0.02		980.77	25
						LOW SPEED	15.0	27.00	0.40		270.03	23
						IDLE DR		105.00	1.40		101.82	15
						IDLE NEU		65.00	1.30		51.47	12
240	1975	BUIC	ELEC	455	FTP		14.7	2.31	68.70	749.7	1.72	
					SHORT TEST		14.7	2.86	71.99	569.5	0.83	
					3-MODE	HI SPEED	36.0	45.00	0.00		1358.69	12
						LOW SPEED	18.0	50.00	0.10		289.96	12
						IDLE DR		195.00	4.30		28.85	14
						IDLE NEU		160.00	4.10		23.02	9
244	1975	CHEV	VEGA	140	FTP		9.9	0.64	12.46	365.0	2.42	
					SHORT TEST		9.9	0.12	2.77	264.5	1.88	
					3-MODE	HI SPEED	21.0	40.00	0.03		3327.42	16
						LOW SPEED	9.0	35.00	0.10		1910.15	15
						IDLE DR						
						IDLE NEU		30.00	0.20		78.59	14
245	1975	CHEV	STAW	140	FTP		9.9	0.70	15.71	422.0	1.16	
					SHORT TEST		9.9	0.52	6.76	340.5	0.76	
					3-MODE	HI SPEED	26.0	30.00	0.10		813.74	11
						LOW SPEED	12.0	25.00	0.04		774.48	13
						IDLE DR		130.00	1.00		339.71	11
						IDLE NEU		130.00	1.50		94.94	11
246	1975	CHEV	MONZ	262	FTP		11.3	0.75	4.18	495.4	2.77	
					SHORT TEST		11.3	0.25	0.01	397.8	2.03	
					3-MODE	HI SPEED	26.0	55.00	0.02		1544.56	12
						LOW SPEED	12.0	45.00	0.02		735.18	12
						IDLE DR		50.00	0.02		126.78	11
						IDLE NEU		50.00	0.02		131.80	12
247	1975	CHEV	NOVA	250	FTP		11.2	1.31	17.86	442.2	3.18	
					SHORT TEST		11.2	1.76	9.82	358.9	2.02	
					3-MODE	HI SPEED	26.0	43.00	0.01		1004.63	14
						LOW SPEED	12.0	72.00	0.02		2156.72	15
						IDLE DR		340.00	4.70		67.47	11
						IDLE NEU		380.00	4.00		43.55	14

FEDERAL TEST PROCEDURE AND FEDERAL SHORT TEST EMISSION RESULTS IN GRAMS/MILE

FEDERAL THREE MODE TEST EMISSION RESULTS ARE: HC - PPM/HEX, CO - %, UNCORRECTED NOX - PPM

TIME TO STABILIZE IS IN SECONDS

LISTING OF FEDERAL TEST PROCEDURE, FEDERAL SHORT TEST, AND FEDERAL THREE MODE TEST EMISSION RESULTS ON INDIVIDUAL VEHICLES

PHOENIX

VEHICLE NUMBER	YEAR	MAKE	MODEL	CID	TEST TYPE	TEST MODE	RLHP	HC	CO	CO2	NOXC	TIME TO STABILIZE
248	1975	CHEV	NOVA	262	FTP		11.2	0.61	6.76	510.1	2.21	
					SHORT TEST		11.2	0.32	0.84	405.6	1.34	
					3-MODE	HI SPEED	26.0	52.00	0.01		1016.54	11
						LOW SPEED	12.0	62.00	0.01		503.39	10
						IDLE DR		62.00	0.01		597.28	14
						IDLE NEU		63.00	0.01		79.60	13
249	1975	CHEV	NOVA	350	FTP		12.3	2.64	77.72	522.7	2.89	
					SHORT TEST		12.3	2.12	47.85	411.9	1.79	
					3-MODE	HI SPEED	26.0	80.00	0.70		2447.00	12
						LOW SPEED	12.0	115.00	2.00		1076.02	14
						IDLE DR		240.00	5.00		64.45	12
						IDLE NEU		270.00	5.60		19.15	12
250	1975	CHEV	CAMA	350	FTP		13.2	0.51	9.43	658.6	3.51	
					SHORT TEST		13.2	0.47	8.12	526.7	1.85	
					3-MODE	HI SPEED	31.0	100.00	1.00		2311.61	12
						LOW SPEED	15.0	30.00	0.03		1451.88	12
						IDLE DR		25.00	0.02		498.44	13
						IDLE NEU		25.00	0.02		78.59	12
252	1975	CHEV	MONT	350	FTP		12.0	0.85	17.19	588.4	3.41	
					SHORT TEST		12.0	0.33	2.76	490.7	2.95	
					3-MODE	HI SPEED	31.0	60.00	0.15		2223.30	12
						LOW SPEED	15.0	50.00	0.02		1864.90	14
						IDLE DR		47.50	0.01		101.82	12
						IDLE NEU		50.00	0.01		48.50	11
253	1975	CHEV	MONT	350	FTP		12.0	0.94	24.57	683.6	1.41	
					SHORT TEST		12.0	0.79	17.23	539.4	0.64	
					3-MODE	HI SPEED	31.0	58.00	0.01		1170.75	30
						LOW SPEED	15.0	60.00	0.02		280.00	10
						IDLE DR		83.00	0.70		324.79	13
						IDLE NEU		60.00	0.12		51.47	31
263	1975	CHEV	CAPR	400	FTP		12.7	0.65	5.24	711.5	2.57	
					SHORT TEST		12.7	0.36	0.12	588.4	1.62	
					3-MODE	HI SPEED	31.0	50.00	0.02		1170.75	28
						LOW SPEED	15.0	54.00	0.02		794.11	25
						IDLE DR		62.00	0.02		91.86	19
						IDLE NEU		60.00	0.02		51.47	17
264	1975	CHEV	CAPR	400	FTP		14.0	0.66	5.30	710.2	4.77	
					SHORT TEST		14.0	0.29	0.46	578.3	3.99	
					3-MODE	HI SPEED	31.0	32.00	0.01		2022.71	16
						LOW SPEED	15.0	41.00	0.01		1405.35	23
						IDLE DR		44.00	0.01		94.39	45
						IDLE NEU		44.00	0.01		60.44	26
266	1975	CHEV	MONT	454	FTP		13.2	0.76	8.15	748.6	2.29	
					SHORT TEST		13.2	0.14	0.44	638.0	1.52	
					3-MODE	HI SPEED	31.0	48.00	0.01		1544.56	16
						LOW SPEED	15.0	57.00	0.01		754.84	14
						IDLE DR		65.00	0.01		51.47	8
						IDLE NEU		65.00	0.01		43.06	12
267	1975	CHRY	CORD	318	FTP		13.2	1.52	36.22	689.2	3.59	
					SHORT TEST		13.2	1.22	24.30	529.4	3.41	
					3-MODE	HI SPEED	31.0	85.00	0.30		2223.30	12
						LOW SPEED	15.0	90.00	0.40		1682.62	12
						IDLE DR		110.00	2.70		62.45	13
						IDLE NEU		100.00	2.00		52.46	13
270	1975	CHRY	CORD	318	FTP		12.0	1.42	22.33	714.9	3.40	
					SHORT TEST		12.0	1.08	4.69	580.7	3.30	
					3-MODE	HI SPEED	31.0	115.00	0.13		2223.30	12
						LOW SPEED	15.0	115.00	0.12		1682.62	12
						IDLE DR		110.00	0.20		229.34	11
						IDLE NEU		100.00	0.13		109.28	12

FEDERAL TEST PROCEDURE AND FEDERAL SHORT TEST EMISSION RESULTS IN GRAMS/MILE

FEDERAL THREE MODE TEST EMISSION RESULTS ARE:HC - PPM/HEX, CO - %, UNCORRECTED NOX - PPM

TIME TO STABILIZE IS IN SECONDS

LISTING OF FEDERAL TEST PROCEDURE, FEDERAL SHORT TEST, AND FEDERAL THREE MODE TEST EMISSION RESULTS ON INDIVIDUAL VEHICLES

PHOENIX

VEHICLE NUMBER	YEAR	MAKE	MODEL	CID	TEST TYPE	TEST MODE	RLHP	HC	CO	CO2	NOXC	TIME TO STABILIZE
272	1975	DODG	CHAR	360	FTP		12.0	1.55	48.01	623.8	2.54	
					SHORT TEST		12.0	1.20	33.57	495.2	2.83	
					3-MODE	HI SPEED	31.0	17.50	0.04		2134.47	15
						LOW SPEED	15.0	20.00	0.01		3130.29	14
						IDLE DR		120.00	3.00		104.30	13
						IDLE NEU		100.00	2.70		79.60	12
273	1975	CHRY	CORD	400	FTP		13.2	2.32	76.57	684.2	1.48	
					SHORT TEST		13.2	1.26	36.40	553.5	1.95	
					3-MODE	HI SPEED	31.0	25.00	0.01		1123.45	13
						LOW SPEED	15.0	25.00	0.01		1004.63	16
						IDLE DR		180.00	6.00		68.47	10
						IDLE NEU		160.00	5.30		59.44	12
275	1975	FORD	PINT	140	FTP		9.9	0.56	3.89	454.9	2.43	
					SHORT TEST		9.9	0.27	0.38	362.9	1.69	
					3-MODE	HI SPEED	21.0	65.00	0.03		2190.05	15
						LOW SPEED	9.0	70.00	0.02		705.68	11
						IDLE DR		68.00	0.02		53.96	11
						IDLE NEU		72.00	0.02		45.03	13
277	1975	FORD	MUST	171	FTP		10.3	3.35	72.05	450.0	2.63	
					SHORT TEST		10.3	2.38	54.02	372.5	1.76	
					3-MODE	HI SPEED	26.0	190.00	2.80		1864.90	12
						LOW SPEED	12.0	260.00	4.00		1076.02	12
						IDLE DR						
						IDLE NEU		170.00	3.40		88.78	12
281	1975	FORD	GRAN	302	FTP		11.2	2.24	9.51	576.6	4.68	
					SHORT TEST		11.2	1.88	1.06	488.2	3.56	
					3-MODE	HI SPEED	26.0	110.00	0.05		3624.71	23
						LOW SPEED	12.0	120.00	0.04		2253.68	16
						IDLE DR		240.00	1.10		104.30	24
						IDLE NEU		250.00	0.30		60.44	14
282	1975	FORD	TORI	351	FTP		14.0	0.67	10.11	775.3	1.94	
					SHORT TEST		14.0	0.64	6.99	660.9	1.21	
					3-MODE	HI SPEED	31.0	50.00	0.17		1076.02	14
						LOW SPEED	15.0	45.00	0.15		250.10	13
						IDLE DR		51.00	0.16		131.80	12
						IDLE NEU		50.00	0.14		62.45	14
284	1975	FORD	ELIT	400	FTP		14.0	0.72	7.87	852.5	2.30	
					SHORT TEST		14.0	0.58	5.43	730.2	1.81	
					3-MODE	HI SPEED	31.0	65.00	0.06		1076.02	13
						LOW SPEED	15.0	55.00	0.10		245.10	14
						IDLE DR		70.00	0.28		144.41	12
						IDLE NEU		60.00	0.30		73.52	12
285	1975	FORD	LTD	351	FTP		12.7	1.04	20.72	746.4	1.63	
					SHORT TEST		12.7	0.98	15.03	621.5	1.19	
					3-MODE	HI SPEED	31.0	80.00	1.25		1264.98	16
						LOW SPEED	15.0	50.00	0.90		240.13	12
						IDLE DR		55.00	0.50		172.39	10
						IDLE NEU		30.00	0.50		86.74	12
286	1975	FORD	ELIT	351	FTP		14.0	0.78	12.55	761.8	2.59	
					SHORT TEST		14.0	0.61	10.63	641.4	1.58	
					3-MODE	HI SPEED	31.0	85.00	0.34		1498.29	12
						LOW SPEED	15.0	85.00	0.30		260.07	11
						IDLE DR		110.00	0.60		141.88	11
						IDLE NEU		100.00	0.55		60.44	11
287	1975	FORD	LTD	351	FTP		14.0	0.69	9.22	768.1	2.27	
					SHORT TEST		14.0	0.61	4.00	625.5	1.37	
					3-MODE	HI SPEED	31.0	50.00	0.15		1217.93	12
						LOW SPEED	15.0	65.00	0.18		299.91	12
						IDLE DR		75.00	0.20		131.80	11
						IDLE NEU		70.00	0.20		60.44	12

FEDERAL TEST PROCEDURE AND FEDERAL SHORT TEST EMISSION RESULTS IN GRAMS/MILE

FEDERAL THREE MODE TEST EMISSION RESULTS ARE:HC - PPM/HEX, CO - %, UNCORRECTED NOX - PPM

TIME TO STABILIZE IS IN SECONDS

LISTING OF FEDERAL TEST PROCEDURE, FEDERAL SHORT TEST, AND FEDERAL THREE MODE TEST EMISSION RESULTS ON INDIVIDUAL VEHICLES

PHOENIX

VEHICLE NUMBER	YEAR	MAKE	MODEL	CID	TEST TYPE	TEST MODE	RLHP	HC	CO	CO2	NOXC	TIME TO STABILIZE
289	1975	FORD	LTD	400	FTP		12.7	1.51	19.35	743.8	2.22	
					SHORT TEST		12.7	1.14	11.16	638.8	1.77	
					3-MODE	HI SPEED	31.0	59.00	0.09		1147.12	12
						LOW SPEED	15.0	57.30	0.20		247.74	13
						IDLE DR		110.00	1.20		83.67	6
						IDLE NEU		120.00	0.85		46.52	11
290	1975	FORD	LTD	400	FTP		14.0	0.68	15.48	955.1	2.19	
					SHORT TEST		14.0	0.33	5.75	793.4	1.68	
					3-MODE	HI SPEED	31.0	30.00	0.20		931.23	24
						LOW SPEED	15.0	20.00	0.35		210.20	24
						IDLE DR		60.00	1.60		309.86	23
						IDLE NEU		40.00	1.40		119.26	19
293	1975	FORD	THUN	460	FTP		14.7	2.13	45.78	781.5	3.71	
					SHORT TEST		14.7	1.03	19.21	641.0	2.37	
					3-MODE	HI SPEED	36.0	40.00	0.18		2134.47	12
						LOW SPEED	18.0	45.00	0.10		833.35	12
						IDLE DR		95.00	1.80		131.80	12
						IDLE NEU		80.00	2.10		76.56	13
294	1975	LINC	CONT	460	FTP		15.3	3.20	111.49	734.0	4.11	
					SHORT TEST		15.3	2.19	72.84	622.7	3.06	
					3-MODE	HI SPEED	36.0	50.00	0.15		2350.23	17
						LOW SPEED	18.0	55.00	0.35		784.30	17
						IDLE DR		245.00	9.00		64.90	16
						IDLE NEU		200.00	8.00		64.45	15
295	1975	MERC	MONA	302	FTP		11.2	1.06	8.13	691.6	1.80	
					SHORT TEST		11.2	0.47	0.19	562.0	1.49	
					3-MODE	HI SPEED	26.0	50.00	0.08		872.53	12
						LOW SPEED	12.0	50.00	0.04		695.84	12
						IDLE DR		35.00	0.02		218.88	11
						IDLE NEU		25.00	0.02		84.69	12
297	1975	MERC	MONA	351	FTP		12.3	2.02	44.29	613.3	2.86	
					SHORT TEST		12.3	1.67	29.69	518.0	2.24	
					3-MODE	HI SPEED	26.0	113.00	0.20		1910.15	15
						LOW SPEED	12.0	98.00	0.65		882.32	11
						IDLE DR		160.00	3.00		60.44	8
						IDLE NEU		110.00	1.70		48.50	9
298	1975	FORD	LTD	400	FTP		14.0	0.69	17.74	883.2	2.86	
					SHORT TEST		14.0	0.43	10.42	720.4	2.09	
					3-MODE	HI SPEED	31.0	60.00	0.21		1335.31	13
						LOW SPEED	15.0	60.00	0.14		547.90	15
						IDLE DR		80.00	1.15		68.47	9
						IDLE NEU		90.00	1.15		48.50	13
300	1975	OLDS	OMEG	260	FTP		12.0	0.97	9.65	510.9	3.58	
					SHORT TEST		12.0	0.91	7.12	401.9	2.92	
					3-MODE	HI SPEED	31.0	30.00	0.05		1521.44	21
						LOW SPEED	15.0	30.00	0.05		1498.29	17
						IDLE DR		25.00	0.05		103.55	19
						IDLE NEU		25.00	0.05		136.83	27
308	1975	PLYM	VALI	318	FTP		11.2	1.10	4.69	639.3	3.85	
					SHORT TEST		11.2	1.23	0.11	479.7	4.05	
					3-MODE	HI SPEED	26.0	40.00	0.02		2836.18	13
						LOW SPEED	12.0	35.00	0.02		2178.95	12
						IDLE DR		125.00	0.02		299.91	12
						IDLE NEU		110.00	0.02		141.88	11
311	1975	PLYM	DUST	318	FTP		12.3	0.90	15.30	609.7	1.84	
					SHORT TEST		12.3	0.16	1.31	476.2	2.26	
					3-MODE	HI SPEED	26.0	40.00	0.01		1819.52	14
						LOW SPEED	12.0	60.00	0.01		2447.00	16
						IDLE DR		63.00	0.01		144.41	10
						IDLE NEU		65.00	0.01		85.72	10

FEDERAL TEST PROCEDURE AND FEDERAL SHORT TEST EMISSION RESULTS IN GRAMS/MILE

FEDERAL THREE MODE TEST EMISSION RESULTS ARE: HC - PPM/HEX, CO - %, UNCORRECTED NOX - PPM

TIME TO STABILIZE IS IN SECONDS

LISTING OF FEDERAL TEST PROCEDURE, FEDERAL SHORT TEST, AND FEDERAL THREE MODE TEST EMISSION RESULTS ON INDIVIDUAL VEHICLES

PHOENIX

VEHICLE NUMBER	YEAR	MAKE	MODEL	CID	TEST TYPE	TEST MODE	RLHP	HC	CO	CO2	NOXC	TIME TO STABILIZE
312	1975	CHRY	CORD	400	FTP		13.2	2.31	63.05	653.8	1.32	
					SHORT TEST		13.2	1.24	19.86	534.1	1.90	
					3-MODE	HI SPEED	31.0	20.00	0.10		1170.75	12
						LOW SPEED	15.0	25.00	0.10		1288.45	16
						IDLE DR		170.00	3.20		51.47	10
						IDLE NEU		185.00	2.20		37.65	13
313	1975	PLYM	GRNF	360	FTP		14.0	2.02	63.22	608.9	2.29	
					SHORT TEST		14.0	2.23	54.08	489.4	2.87	
					3-MODE	HI SPEED	31.0	120.00	2.30		2176.59	43
						LOW SPEED	15.0	50.00	0.55		1241.47	38
						IDLE DR		190.00	4.70		116.76	23
						IDLE NEU		170.00	5.20		79.60	15
314	1975	PONT	ASTR	140	FTP		9.9	0.62	18.05	435.6	1.66	
					SHORT TEST		9.9	0.44	8.14	334.8	1.04	
					3-MODE	HI SPEED	21.0	15.00	0.02		1311.90	12
						LOW SPEED	9.0	10.00	0.02		636.74	13
						IDLE DR		100.00	1.40		339.71	12
						IDLE NEU		40.00	1.30		116.76	11
318	1975	PONT	LEMA	350	FTP		13.2	0.58	9.89	704.1	2.07	
					SHORT TEST		13.2	0.48	4.30	574.2	1.93	
					3-MODE	HI SPEED	31.0	22.00	0.05		941.00	24
						LOW SPEED	15.0	25.00	0.05		1004.63	24
						IDLE DR		25.00	0.02		240.13	12
						IDLE NEU		30.00	0.18		47.50	28
320	1975	PONT	STAW	400	FTP		15.3	2.36	49.46	719.4	3.01	
					SHORT TEST		15.3	2.36	21.50	558.1	2.11	
					3-MODE	HI SPEED	36.0	25.00	0.05		885.00	20
						LOW SPEED	18.0	30.00	0.05		1170.75	21
						IDLE DR		325.00	5.60		40.60	29
						IDLE NEU		450.00	5.00		32.75	22
321	1975	PONT	GRNV	455	FTP		14.7	0.81	8.90	759.5	3.76	
					SHORT TEST		14.7	0.81	6.91	589.2	2.83	
					3-MODE	HI SPEED	36.0	30.00	0.05		1728.38	24
						LOW SPEED	18.0	20.00	0.05		882.32	25
						IDLE DR		25.00	0.10		129.29	31
						IDLE NEU		110.00	1.40		75.54	15
322	1975	AUDI	STAW	97	FTP		9.4	1.39	7.52	363.8	1.70	
					SHORT TEST		9.4	1.09	8.84	307.5	1.39	
					3-MODE	HI SPEED	21.0	170.00	1.30		2134.47	12
						LOW SPEED	9.0	150.00	0.80		911.67	12
						IDLE DR		170.00	2.20		121.76	11
						IDLE NEU		110.00	1.30		86.74	12
323	1976	CAPR	SEDA	171	FTP		9.9	0.62	11.20	629.5	0.80	
					SHORT TEST		9.9	0.41	7.08	501.9	0.55	
					3-MODE	HI SPEED	26.0	90.00	0.32		646.59	12
						LOW SPEED	12.0	85.00	0.14		280.00	11
						IDLE DR						
						IDLE NEU		80.00	0.02		50.48	11
325	1975	COLT	SEDA	98	FTP		9.4	0.71	11.45	386.3	1.84	
					SHORT TEST		9.4	0.45	7.57	320.5	1.38	
					3-MODE	HI SPEED	21.0	65.00	0.04		1921.44	12
						LOW SPEED	9.0	105.00	0.03		1064.14	12
						IDLE DR						
						IDLE NEU		80.00	0.07		57.94	11
326	1975	DATS	SEDA	119	FTP		9.9	1.15	20.84	387.2	2.85	
					SHORT TEST		9.9	0.77	14.39	327.4	2.05	
					3-MODE	HI SPEED	21.0	80.00	0.90		2447.00	19
						LOW SPEED	9.0	38.00	0.50		1004.63	17
						IDLE DR						
						IDLE NEU		65.00	0.90		76.56	12

FEDERAL TEST PROCEDURE AND FEDERAL SHORT TEST EMISSION RESULTS IN GRAMS/MILE

FEDERAL THREE MODE TEST EMISSION RESULTS ARE: HC - PPM/HEX, CO - %, UNCORRECTED NOX - PPM

TIME TO STABILIZE IS IN SECONDS

LISTING OF FEDERAL TEST PROCEDURE, FEDERAL SHORT TEST, AND FEDERAL THREE MODE TEST EMISSION RESULTS ON INDIVIDUAL VEHICLES

PHOENIX

VEHICLE NUMBER	YEAR	MAKE	MODEL	CID	TEST TYPE	TEST MODE	RLHP	HC	CO	CO2	NOXC	TIME TO STABILIZE
327	1975	DATS	SEDA	85	FTP		8.8	0.61	7.68	344.8	1.98	
					SHORT TEST		8.8	0.27	1.07	277.1	1.41	
					3-MODE	HI SPEED	21.0	28.00	0.09		2447.00	14
						LOW SPEED	9.0	20.00	0.02		882.32	9
						IDLE DR						
						IDLE NEU		22.00	0.01		48.50	10
328	1975	DATS	SEDA	119	FTP		9.9	1.78	18.88	361.4	3.05	
					SHORT TEST		9.9	1.81	7.50	284.8	2.41	
					3-MODE	HI SPEED	21.0	100.00	0.60		1682.62	15
						LOW SPEED	9.0	150.00	0.50		1405.35	14
						IDLE DR		250.00	2.00		111.77	10
						IDLE NEU		120.00	0.65		64.45	11
329	1975	FIAT	SEDA	107	FTP		9.9	0.83	30.60	420.9	1.08	
					SHORT TEST		9.9	0.67	20.55	354.1	0.71	
					3-MODE	HI SPEED	21.0	60.00	1.40		970.30	12
						LOW SPEED	9.0	30.00	0.80		359.59	12
						IDLE DR		90.00	1.20		97.00	11
						IDLE NEU		70.00	0.60		76.56	11
330	1975	FIAT	SEDA	97	FTP		8.8	1.29	13.73	394.6	1.36	
					SHORT TEST		8.8	0.84	10.58	326.6	1.10	
					3-MODE	HI SPEED	21.0	60.00	1.20		1659.69	17
						LOW SPEED	9.0	20.00	0.50		577.53	27
						IDLE DR						
						IDLE NEU		50.00	0.20		106.79	14
331	1975	HOND	STAW	91	FTP		8.8	0.85	8.59	339.9	1.51	
					SHORT TEST		8.8	0.45	4.59	280.9	1.22	
					3-MODE	HI SPEED	21.0	22.00	0.20		1659.69	21
						LOW SPEED	9.0	20.00	0.15		980.77	15
						IDLE DR						
						IDLE NEU		50.00	0.25		109.28	33
332	1975	MAZD	SEDA	70	FTP		10.9	1.66	12.22	592.0	0.88	
					SHORT TEST		10.9	6.87	75.50	367.8	0.54	
					3-MODE	HI SPEED	21.0	20.00	0.10		439.00	12
						LOW SPEED	9.0	20.00	0.04		136.83	11
						IDLE DR						
						IDLE NEU		20.00	0.02		27.87	11
333	1975	MAZD	SEDA	80	FTP		10.3	1.58	19.94	619.2	0.84	
					SHORT TEST		10.3	1.24	16.75	523.1	0.44	
					3-MODE	HI SPEED	26.0	25.00	0.10		695.84	13
						LOW SPEED	12.0	25.00	0.05		146.94	12
						IDLE DR		30.00	0.30		28.85	11
						IDLE NEU		25.00	0.02		28.85	11
335	1975	MG	B	110	FTP		9.4	0.13	3.77	488.2	0.79	
					SHORT TEST		9.4	0.08	0.72	397.9	0.60	
					3-MODE	HI SPEED	21.0	30.00	0.05		498.44	12
						LOW SPEED	9.0	30.00	0.01		379.46	12
						IDLE DR						
						IDLE NEU		30.00	0.01		56.45	11
336	1975	OPEL	SEDA	116	FTP		10.3	1.23	5.27	535.1	1.32	
					SHORT TEST		10.3	0.73	4.44	452.1	0.83	
					3-MODE	HI SPEED	21.0	90.00	0.32		1099.75	15
						LOW SPEED	9.0	90.00	0.32		409.24	14
						IDLE DR						
						IDLE NEU		110.00	0.15		45.53	9
338	1975	PORS	COUP	109	FTP		9.4	0.79	3.95	501.3	1.03	
					SHORT TEST		9.4	0.32	1.05	419.4	0.38	
					3-MODE	HI SPEED	21.0	75.00	0.03		1016.54	14
						LOW SPEED	9.0	80.00	0.02		245.12	11
						IDLE DR						
						IDLE NEU		91.00	0.02		72.51	13

FEDERAL TEST PROCEDURE AND FEDERAL SHORT TEST EMISSION RESULTS IN GRAMS/MILE

FEDERAL THREE MODE TEST EMISSION RESULTS ARE: HC - PPM/HEX, CO - %, UNCORRECTED NOX - PPM

TIME TO STABILIZE IS IN SECONDS

LISTING OF FEDERAL TEST PROCEDURE, FEDERAL SHORT TEST, AND FEDERAL THREE MODE TEST EMISSION RESULTS ON INDIVIDUAL VEHICLES

PHOENIX

VEHICLE NUMBER	YEAR	MAKE	MODEL	CID	TEST TYPE	TEST MODE	RLHP	HC	CO	CO2	NOXC	TIME TO STABILIZE
340	1975	TOYO	STAW	133	FTP		10.3	1.73	12.39	448.0	4.07	
					SHORT TEST		10.3	0.96	6.96	368.6	2.61	
					3-MODE	HI SPEED	26.0	57.50	0.07		3032.04	12
						LOW SPEED	12.0	105.00	0.13		2311.61	12
						IDLE DR						
						IDLE NEU		40.00	0.85		38.63	12
341	1975	TOYO	STAW	97	FTP		9.4	0.84	10.94	420.4	2.27	
					SHORT TEST		9.4	0.69	10.65	347.5	1.52	
					3-MODE	HI SPEED	21.0	40.00	0.35		2045.13	12
						LOW SPEED	9.0	50.00	0.60		1076.02	14
						IDLE DR						
						IDLE NEU		40.00	0.65		58.44	11
342	1975	VOLK	SEDA	97	FTP		8.8	0.56	4.89	371.2	2.50	
					SHORT TEST		8.8	0.44	1.48	296.6	2.16	
					3-MODE	HI SPEED	21.0	30.00	0.05		1955.27	36
						LOW SPEED	9.0	30.00	0.05		2253.68	19
						IDLE DR						
						IDLE NEU		20.00	0.05		177.51	35
343	1975	VOLK	RABB	90	FTP		8.3	2.17	20.06	367.4	0.87	
					SHORT TEST		8.3	0.68	39.74	313.9	0.13	
					3-MODE	HI SPEED	21.0	20.00	0.70		299.91	17
						LOW SPEED	9.0	40.00	0.25		299.91	15
						IDLE DR						
						IDLE NEU		37.00	0.20		76.56	20
345	1975	VOLV	SEDA	121	FTP		10.3	0.28	3.18	467.4	3.19	
					SHORT TEST		10.3	0.11	0.87	386.9	1.61	
					3-MODE	HI SPEED	26.0	55.00	0.05		2495.46	12
						LOW SPEED	12.0	60.00	0.03		1440.26	11
						IDLE DR		65.00	0.01		82.66	10
						IDLE NEU		67.00	0.01		53.46	12
511	1975	FORD	GRAN	250	FTP		11.2	0.76	12.11	460.4	2.02	
					SHORT TEST		11.2	0.31	1.34	372.5	1.70	
					3-MODE	HI SPEED	26.0	60.00	0.02		1659.69	12
						LOW SPEED	12.0	65.00	0.01		843.15	11
						IDLE DR						
						IDLE NEU		60.00	0.01		60.44	12
512	1975	MERC	MONA	250	FTP		11.2	1.05	26.26	658.5	1.83	
					SHORT TEST		11.2	0.92	27.19	521.9	1.01	
					3-MODE	HI SPEED	26.0	20.00	0.51		666.30	22
						LOW SPEED	12.0	30.00	0.40		429.08	21
						IDLE DR		70.00	0.35		245.10	14
						IDLE NEU		40.00	0.22		98.03	17
513	1975	OLDS	CUTL	350	FTP		12.0	0.50	4.12	574.6	1.61	
					SHORT TEST		12.0	0.07	0.63	440.4	1.14	
					3-MODE	HI SPEED	31.0	25.00	0.02		349.65	12
						LOW SPEED	15.0	27.50	0.01		597.28	14
						IDLE DR		27.50	0.01		82.66	12
						IDLE NEU		30.00	0.01		32.75	12
514	1975	CHRY	NEWY	440	FTP		13.4	1.65	48.33	757.9	2.56	
					SHORT TEST		13.4	1.06	29.54	592.0	2.87	
					3-MODE	HI SPEED	36.0	73.00	0.05		1382.03	19
						LOW SPEED	18.0	103.00	0.03		1335.31	25
						IDLE DR		215.00	3.90		66.46	15
						IDLE NEU		210.00	4.50		56.45	15
515	1975	PONT	LEMA	250	FTP		12.0	2.05	43.56	458.7	2.78	
					SHORT TEST		12.0	1.06	16.47	384.4	2.11	
					3-MODE	HI SPEED	31.0	150.00	0.02		1819.52	12
						LOW SPEED	15.0	340.00	0.04		715.52	12
						IDLE DR		360.00	7.60		54.45	11
						IDLE NEU		350.00	6.60		38.63	12

FEDERAL TEST PROCEDURE AND FEDERAL SHORT TEST EMISSION RESULTS IN GRAMS/MILE

FEDERAL THREE MODE TEST EMISSION RESULTS ARE: HC - PPM/HEX, CO - %, UNCORRECTED NOX - PPM

TIME TO STABILIZE IS IN SECONDS

LISTING OF FEDERAL TEST PROCEDURE, FEDERAL SHORT TEST, AND FEDERAL THREE MODE TEST EMISSION RESULTS ON INDIVIDUAL VEHICLES

PHOENIX

VEHICLE NUMBER	YEAR	MAKE	MODEL	CID	TEST TYPE	TEST MODE	RLHP	HC	CO	CO2	NOXC	TIME TO STABILIZE
516	1975	BMW	SEDA	182	FTP		12.7	0.59	22.43	645.8	1.46	
					SHORT TEST		12.7	0.18	12.84	529.5	0.82	
					3-MODE	HI SPEED	31.0	60.00	0.06		557.78	11
						LOW SPEED	15.0	85.00	0.12		157.08	12
						IDLE DR		95.00	0.46		49.49	11
						IDLE NEU		95.00	0.17		49.49	11
517	1975	BMW	SEDA	182	FTP		12.7	0.74	20.93	589.5	2.01	
					SHORT TEST		12.7	0.22	17.37	486.5	1.35	
					3-MODE	HI SPEED	31.0	15.00	0.22		1099.75	11
						LOW SPEED	15.0	15.00	0.35		239.83	12
						IDLE DR		25.00	0.55		72.51	11
						IDLE NEU		20.00	0.25		56.45	12
518	1975	SUBA	SEDA	83	FTP		8.8	1.53	16.79	364.7	2.95	
					SHORT TEST		8.8	1.07	10.88	310.3	2.23	
					3-MODE	HI SPEED	21.0	130.00	0.20		2836.18	11
						LOW SPEED	9.0	135.00	0.50		1590.71	11
						IDLE DR		160.00	2.00		146.94	12
						IDLE NEU		110.00	1.50		80.62	11
519	1975	MERB	SEDA	168	FTP		12.0	0.41	4.54	651.2	3.46	
					SHORT TEST		12.0	0.08	0.11	512.1	2.87	
					3-MODE	HI SPEED	31.0	40.00	0.01		1682.62	12
						LOW SPEED	15.0	60.00	0.01		1123.45	13
						IDLE DR		70.00	0.01		319.81	11
						IDLE NEU		75.00	0.01		86.74	11
520	1975	PORS	SEDA	164	FTP		9.4	6.91	34.33	464.7	1.63	
					SHORT TEST		9.4	0.61	13.64	388.9	1.07	
					3-MODE	HI SPEED	21.0	60.00	0.30		1170.75	12
						LOW SPEED	9.0	60.00	0.40		478.64	12
						IDLE DR						
						IDLE NEU		60.00	1.30		60.44	11
521	1975	SAAB	SEDA	121	FTP		9.9	1.32	6.71	442.5	1.23	
					SHORT TEST		9.9	0.96	4.92	328.9	0.89	
					3-MODE	HI SPEED	21.0	50.00	0.18		676.15	11
						LOW SPEED	9.0	62.50	0.20		538.01	14
						IDLE DR						
						IDLE NEU		400.00	1.25		54.45	8
522	1975	AMMO	HORN	232	FTP		10.3	1.28	9.12	479.9	3.10	
					SHORT TEST		10.3	1.11	4.05	406.3	3.34	
					3-MODE	HI SPEED	26.0	28.00	0.16		1405.35	10
						LOW SPEED	12.0	70.00	0.15		803.93	13
						IDLE DR		112.00	0.12		359.59	10
						IDLE NEU		93.00	0.17		157.08	12
523	1975	AMMO	PACE	258	FTP		11.2	0.68	18.13	625.0	1.54	
					SHORT TEST		11.2	0.51	11.20	534.7	1.06	
					3-MODE	HI SPEED	26.0	25.00	0.09		774.48	14
						LOW SPEED	12.0	50.00	0.20		448.91	11
						IDLE DR						
						IDLE NEU		80.00	0.50		60.44	10
524	1975	CHRY	NEWY	440	FTP		13.4	3.54	56.87	811.8	1.78	
					SHORT TEST		13.4	0.09	2.00	656.9	1.75	
					3-MODE	HI SPEED	36.0	40.00	0.01		1311.90	14
						LOW SPEED	18.0	55.00	0.02		970.30	12
						IDLE DR		65.00	0.02		111.77	11
						IDLE NEU		70.00	0.02		72.51	12
525	1975	MERC	MARQ	460	FTP		13.4	0.83	16.20	890.3	2.38	
					SHORT TEST		13.4	0.59	4.90	692.6	1.90	
					3-MODE	HI SPEED	36.0	40.00	0.20		1405.35	12
						LOW SPEED	18.0	35.00	0.25		597.28	11
						IDLE DR		40.00	0.10		280.00	11
						IDLE NEU		30.00	0.15		96.86	12

FEDERAL TEST PROCEDURE AND FEDERAL SHORT TEST EMISSION RESULTS IN GRAMS/MILE

FEDERAL THREE MODE TEST EMISSION RESULTS ARE:HC - PPM/HEX, CO - %, UNCORRECTED NOX - PPM

TIME TO STABILIZE IS IN SECONDS

APPENDIX K - MOTOR VEHICLE DIAGNOSTIC INSPECTION DEMONSTRATION PROJECT

LISTING OF FEDERAL TEST PROCEDURE AND HIGHWAY FUEL ECONOMY RESULTS ON INDIVIDUAL VEHICLES BEFORE MAINTENANCE

Legend

VEH NO. - Vehicle Number

YR - Model Year

MAKE - Vehicle Make

MODL - Vehicle Model

CID - Engine Displacement in Cubic Inches

TEST TYPE - Indicates the Portion of the Test or Composite

- COLD TRANS - Cold transient portion of test
- COLD STAB - Cold stabilized portion of test
- HOT TRANS - Hot transient portion of test
- 72 FTP - Composite of Cold Transient and Cold Stabilized tests (equivalent to 1972 Federal Test Procedure)
- 75 FTP - 1975 Federal Test Procedure composite
- HFET - Highway Fuel Economy Test

HC - Hydrocarbon Emissions in grams per mile

CO - Carbon Monoxide Emissions in grams per mile

CO2 - Carbon Dioxide Emissions in grams per mile

NOXC - Oxides of Nitrogen Emissions Corrected for Humidity in grams per mile

FUEL ECON - Fuel Economy Calculated by the Carbon Balance Method in mile per gallon

APPENDIX K

MOTOR VEHICLE DIAGNOSTIC
INSPECTION DEMONSTRATION PROJECT

LISTING OF FEDERAL TEST PROCEDURE
AND HIGHWAY FUEL ECONOMY RESULTS ON
INDIVIDUAL VEHICLES BEFORE MAINTENANCE

VEH NO.	YR	MAKE	MODL	CID	TEST TYPE	-----GRAMS PER MILE----- HC	CO	CO2	NOXC	MPG FUEL ECON
001	70	CHEV	NOVA	307	COLD TRANS	6.62	84.7	691.9	2.31	10.5
					COLD STAB	4.52	32.5	410.3	1.47	18.7
					HOT TRANS	3.65	19.7	381.3	2.90	20.9
					72 FTP	5.53	57.5	545.1	1.87	13.6
					75 FTP	4.71	39.8	460.4	2.03	16.5
					HFET	2.44	12.9	315.5	3.39	25.8
002	69	CHEV	NOVA	230	COLD TRANS	5.54	84.0	440.6	3.51	15.0
					COLD STAB	2.32	36.6	432.5	1.93	17.8
					HOT TRANS	4.25	22.7	397.9	3.78	19.9
					72 FTP	3.86	59.3	436.4	2.68	16.4
					75 FTP	3.51	42.6	424.7	2.76	17.7
					HFET	2.88	4.7	319.6	4.32	26.4
003	69	CHEV	NOVA	307	COLD TRANS	7.42	89.1	424.8	5.07	15.1
					COLD STAB	7.60	77.6	408.5	3.87	16.0
					HOT TRANS	5.76	42.6	389.6	6.03	18.7
					72 FTP	7.51	83.1	416.3	4.44	15.6
					75 FTP	7.06	70.4	406.7	4.71	16.4
					HFET	3.00	16.7	341.5	5.53	23.5
004	70	CHEV	NOVA	350	COLD TRANS	7.97	117.2	376.6	1.91	15.1
					COLD STAB	8.67	167.9	339.3	0.70	14.1
					HOT TRANS	7.14	114.5	309.9	1.41	17.3
					72 FTP	8.34	143.6	357.2	1.28	14.6
					75 FTP	8.11	142.9	339.0	1.14	15.1
					HFET	3.33	60.0	269.5	1.73	23.7
005	70	CHEV	NOVA	350	COLD TRANS	6.81	148.6	510.0	1.60	11.6
					COLD STAB	3.89	104.6	526.9	0.97	12.6
					HOT TRANS	2.90	59.2	465.4	1.72	15.6
					72 FTP	5.29	125.7	518.8	1.28	12.1
					75 FTP	4.22	101.3	506.7	1.31	13.1
					HFET	1.50	28.3	378.2	1.56	20.8

APPENDIX K CONT'D

MOTOR VEHICLE DIAGNOSTIC
INSPECTION DEMONSTRATION PROJECT

LISTING OF FEDERAL TEST PROCEDURE
AND HIGHWAY FUEL ECONOMY RESULTS ON
INDIVIDUAL VEHICLES BEFORE MAINTENANCE

VEH NO.	YR	MAKE	MODL	CID	TEST TYPE	-----GRAMS PER MILE----- HC	CO	CO2	NOXC	MPG FUEL ECON
006	70	CHEV	NOVA	307	COLD TRANS	6.66	124.3	348.5	1.19	15.7
					COLD STAB	5.14	66.8	392.9	1.44	17.3
					HOT TRANS	3.71	36.9	343.2	2.43	21.5
					72 FTP	5.87	94.3	371.6	1.32	16.5
					75 FTP	5.06	70.5	370.2	1.66	17.9
					HFET	1.43	6.1	282.2	2.69	30.0
007	69	CHEV	NOVA	250	COLD TRANS	8.07	127.2	360.5	3.69	15.1
					COLD STAB	7.02	138.5	311.0	1.63	16.1
					HOT TRANS	4.34	64.2	321.4	4.16	20.4
					72 FTP	7.52	133.1	334.7	2.62	15.6
					75 FTP	6.50	115.9	324.0	2.74	16.8
					HFET	12.75	89.7	481.7	3.20	13.4
008	70	CHEV	NOVA	307	COLD TRANS	11.57	264.5	396.8	0.44	10.5
					COLD STAB	8.30	189.6	474.1	0.41	11.1
					HOT TRANS	4.50	62.8	441.6	1.52	16.0
					72 FTP	9.86	225.4	437.1	0.43	10.8
					75 FTP	7.94	170.4	449.3	0.72	12.0
					HFET	3.09	58.2	362.2	1.21	19.1
009	69	CHEV	NOVA	350	COLD TRANS	5.61	94.4	518.2	2.59	13.0
					COLD STAB	4.83	119.0	482.1	1.33	13.0
					HOT TRANS	4.03	67.5	446.2	2.71	15.7
					72 FTP	5.20	107.2	499.4	1.93	13.0
					75 FTP	4.77	99.9	479.7	1.96	13.6
					HFET	2.49	28.9	317.2	3.14	24.0
011	71	FORD	MAVE	250	COLD TRANS	7.31	65.6	442.7	5.04	15.6
					COLD STAB	4.34	46.9	476.2	2.58	15.7
					HOT TRANS	6.08	39.4	404.3	4.21	18.3
					72 FTP	5.76	55.8	460.2	3.76	15.7
					75 FTP	5.43	48.7	449.7	3.53	16.3
					HFET	3.34	27.0	308.4	4.43	24.6

APPENDIX K CONT'D

MOTOR VEHICLE DIAGNOSTIC
INSPECTION DEMONSTRATION PROJECT

LISTING OF FEDERAL TEST PROCEDURE
AND HIGHWAY FUEL ECONOMY RESULTS ON
INDIVIDUAL VEHICLES BEFORE MAINTENANCE

VEH NO.	YR	MAKE	MODL	CID	TEST TYPE	-----GRAMS PER MILE----- HC	CO	CO2	NOXC	MPG FUEL ECON
012	70	FORD	MAVE	250	COLD TRANS	6.38	182.6	384.9	0.93	12.8
					COLD STAB	3.21	53.0	431.6	1.52	16.9
					HOT TRANS	4.86	122.0	354.2	1.04	15.8
					72 FTP	4.73	115.0	409.2	1.24	14.7
					75 FTP	4.31	98.5	400.9	1.27	15.6
					HFET	4.38	156.6	264.3	0.68	16.9
013	71	MERC	COME	302	COLD TRANS	10.39	73.7	580.0	5.12	12.2
					COLD STAB	4.56	68.7	460.3	2.68	15.2
					HOT TRANS	5.20	35.7	452.3	6.29	16.9
					72 FTP	7.35	71.1	517.6	3.85	13.6
					75 FTP	5.94	60.7	482.7	4.17	14.9
					HFET	3.11	10.6	403.9	6.49	20.6
014	70	FORD	MAVE	200	COLD TRANS	3.32	35.7	420.1	6.88	18.2
					COLD STAB	2.80	36.6	387.1	4.13	19.6
					HOT TRANS	2.70	21.5	376.6	7.02	21.2
					72 FTP	3.05	36.1	402.9	5.45	18.9
					75 FTP	2.88	32.3	391.0	5.49	19.7
					HFET	1.70	5.5	319.3	7.06	26.6
015	70	FORD	MAVE	200	COLD TRANS	4.02	52.5	411.1	7.00	17.5
					COLD STAB	3.46	59.2	371.3	4.03	18.7
					HOT TRANS	3.32	29.2	361.9	6.50	21.2
					72 FTP	3.73	56.0	390.3	5.45	18.1
					75 FTP	3.54	49.6	376.9	5.31	19.0
					HFET	2.09	5.9	310.9	7.04	27.2
016	71	FORD	MAVE	200	COLD TRANS	4.18	38.2	418.1	6.62	18.1
					COLD STAB	3.91	63.7	349.8	2.80	19.2
					HOT TRANS	3.10	28.6	352.1	5.72	21.8
					72 FTP	4.04	51.5	382.5	4.63	18.6
					75 FTP	3.75	48.9	364.5	4.39	19.6
					HFET	5.03	7.8	311.6	13.30	26.1

APPENDIX K CONT'D

MOTOR VEHICLE DIAGNOSTIC
INSPECTION DEMONSTRATION PROJECT

LISTING OF FEDERAL TEST PROCEDURE
AND HIGHWAY FUEL ECONOMY RESULTS ON
INDIVIDUAL VEHICLES BEFORE MAINTENANCE

VEH NO.	YR	MAKE	MODL	CID	TEST TYPE	-----GRAMS PER MILE----- HC	CO	CO2	NOXC	MPG FUEL ECON
017	72	FORD	MAVE	200	COLD TRANS	3.39	51.4	434.9	4.88	16.9
					COLD STAB	2.89	62.8	399.5	2.04	17.5
					HOT TRANS	3.06	34.0	373.4	5.10	20.3
					72 FTP	3.13	57.4	416.4	3.40	17.2
					75 FTP	3.04	52.6	399.6	3.46	18.0
					HFET	1.78	12.8	311.0	5.60	26.4
018	72	FORD	MAVE	302	COLD TRANS	16.42	88.6	519.3	4.92	12.5
					COLD STAB	3.80	82.0	522.0	1.53	13.4
					HOT TRANS	4.41	39.1	481.1	5.30	15.9
					72 FTP	9.84	85.2	520.7	3.15	12.9
					75 FTP	6.57	71.7	510.3	3.25	13.8
					HFET	2.48	10.8	398.4	6.46	21.0
021	69	DODG	DART	225	COLD TRANS	6.40	111.7	420.3	4.42	14.4
					COLD STAB	4.01	70.5	367.0	4.25	18.1
					HOT TRANS	3.10	40.9	377.6	5.62	19.6
					72 FTP	5.15	90.2	392.5	4.33	16.1
					75 FTP	4.25	70.9	380.8	4.66	17.5
					HFET	2.16	26.4	322.1	4.60	24.0
022	69	PLYM	VALI	225	COLD TRANS	3.13	45.7	471.9	7.34	16.0
					COLD STAB	3.22	44.3	401.1	5.30	18.5
					HOT TRANS	2.50	25.4	395.3	6.63	20.0
					72 FTP	3.17	45.0	435.0	6.28	17.2
					75 FTP	3.00	39.4	414.1	6.08	18.3
					HFET	1.33	5.5	353.4	6.83	24.2
023	71	PLYM	DUST	318	COLD TRANS	4.82	78.7	527.8	3.60	13.3
					COLD STAB	3.97	93.8	514.1	1.83	13.2
					HOT TRANS	2.75	47.3	463.6	3.20	16.2
					72 FTP	4.38	86.6	520.6	2.68	13.2
					75 FTP	3.81	78.0	503.1	2.57	13.9
					HFET	1.33	10.9	402.1	3.89	21.0

APPENDIX K CONT'D

MOTOR VEHICLE DIAGNOSTIC
INSPECTION DEMONSTRATION PROJECT

LISTING OF FEDERAL TEST PROCEDURE
AND HIGHWAY FUEL ECONOMY RESULTS ON
INDIVIDUAL VEHICLES BEFORE MAINTENANCE

VEH NO.	YR	MAKE	MODL	CID	TEST TYPE	-----GRAMS PER MILE----- HC	CO	CO2	NOXC	MPG FUEL ECON
024	70	DODG	DART	225	COLD TRANS	5.41	98.1	409.5	2.72	15.3
					COLD STAB	3.93	76.9	375.0	1.45	17.5
					HOT TRANS	3.01	52.8	367.8	2.43	19.3
					72 FTP	4.64	87.0	391.5	2.06	16.3
					75 FTP	3.99	74.7	380.1	1.98	17.4
					HFET	1.45	19.5	326.4	2.72	24.5
025	71	PLYM	DUST	225	COLD TRANS	4.89	66.0	434.6	4.45	16.0
					COLD STAB	3.01	37.0	407.1	2.79	18.7
					HOT TRANS	3.06	42.6	376.9	4.11	19.6
					72 FTP	3.91	50.9	420.3	3.58	17.3
					75 FTP	3.41	44.5	404.5	3.49	18.3
					HFET	2.16	29.9	310.0	4.07	24.4
026	72	DODG	DART	318	COLD TRANS	3.91	73.3	516.2	2.87	13.8
					COLD STAB	2.32	24.9	506.0	2.12	16.1
					HOT TRANS	2.62	27.8	444.7	3.69	17.9
					72 FTP	3.08	48.0	510.9	2.48	14.9
					75 FTP	2.73	35.6	491.3	2.70	16.0
					HFET	2.15	32.6	349.1	3.59	21.8
027	69	DODG	DART	225	COLD TRANS	7.48	156.3	365.7	2.38	14.0
					COLD STAB	3.98	75.5	370.5	3.05	17.7
					HOT TRANS	3.26	58.1	367.4	4.51	18.9
					72 FTP	5.65	114.2	368.2	2.73	15.7
					75 FTP	4.50	87.4	368.6	3.31	17.1
					HFET	2.24	40.8	313.1	4.68	23.1
028	72	DODG	DART	225	COLD TRANS	4.32	64.0	421.8	5.62	16.6
					COLD STAB	5.00	72.5	381.8	2.32	17.4
					HOT TRANS	3.98	46.4	364.9	5.02	19.7
					72 FTP	4.67	68.4	400.9	3.90	17.0
					75 FTP	4.58	63.6	385.4	3.74	17.8
					HFET	2.05	17.8	328.1	6.07	24.5

APPENDIX K CONT'D

MOTOR VEHICLE DIAGNOSTIC
INSPECTION DEMONSTRATION PROJECT

LISTING OF FEDERAL TEST PROCEDURE
AND HIGHWAY FUEL ECONOMY RESULTS ON
INDIVIDUAL VEHICLES BEFORE MAINTENANCE

VEH NO.	YR	MAKE	MODL	CID	TEST TYPE	HC	CO	CO2	NOXC	MPG FUEL ECON
						-----GRAMS PER MILE-----				
029	72	PLYM	VALI	225	COLD TRANS	5.27	92.3	328.4	4.40	18.1
					COLD STAB	3.72	62.7	379.0	3.58	18.1
					HOT TRANS	3.04	55.8	355.1	5.17	19.6
					72 FTP	4.46	76.9	354.7	3.97	18.1
					75 FTP	3.85	66.9	362.0	4.18	18.5
					HFET	1.65	19.0	324.2	6.03	24.7
031	70	CHEV	MALI	307	COLD TRANS	6.67	60.2	572.2	2.99	12.9
					COLD STAB	8.34	31.0	539.2	2.02	14.4
					HOT TRANS	5.64	25.3	517.6	2.64	15.4
					72 FTP	7.54	45.0	555.0	2.48	13.7
					75 FTP	7.26	35.5	540.1	2.39	14.3
					HFET	1.97	13.9	421.2	2.41	19.8
032	70	CHEV	CHEL	350	COLD TRANS	5.73	107.9	761.2	6.13	9.4
					COLD STAB	4.44	126.2	619.8	1.56	10.7
					HOT TRANS	4.46	71.6	701.5	6.20	10.7
					72 FTP	5.06	117.4	687.5	3.74	10.0
					75 FTP	4.71	107.5	671.2	3.77	10.4
					HFET	2.80	30.0	702.6	7.69	11.7
033	71	CHEV	CHEL	350	COLD TRANS	5.78	106.1	544.7	1.56	12.2
					COLD STAB	5.28	130.4	495.4	0.61	12.4
					HOT TRANS	4.97	99.5	464.3	1.19	13.9
					72 FTP	5.52	118.8	519.0	1.06	12.3
					75 FTP	5.29	117.0	497.1	0.96	12.7
					HFET	3.16	66.1	389.1	1.10	17.6
034	70	CHEV	CHEL	307	COLD TRANS	9.33	85.1	450.1	5.67	14.5
					COLD STAB	9.46	76.2	399.7	3.54	16.2
					HOT TRANS	6.16	42.5	396.4	5.79	18.4
					72 FTP	9.40	80.4	423.9	4.56	15.3
					75 FTP	8.53	68.8	409.2	4.59	16.3
					HFET	3.29	27.5	339.8	5.53	22.6

APPENDIX K CONT'D

MOTOR VEHICLE DIAGNOSTIC
INSPECTION DEMONSTRATION PROJECT

LISTING OF FEDERAL TEST PROCEDURE
AND HIGHWAY FUEL ECONOMY RESULTS ON
INDIVIDUAL VEHICLES BEFORE MAINTENANCE

VEH NO.	YR	MAKE	MODL	CID	TEST TYPE	-----GRAMS PER MILE----- HC	CO	CO2	NOXC	MPG FUEL ECON
035	69	CHEV	CHEL	230	COLD TRANS	6.56	46.4	385.8	3.44	18.5
					COLD STAB	5.97	35.4	402.2	2.47	18.6
					HOT TRANS	4.03	31.7	356.0	4.41	21.2
					72 FTP	6.26	40.7	394.4	2.94	18.6
					75 FTP	5.57	36.6	386.2	3.20	19.2
					HFET	2.27	6.1	297.8	5.30	28.2
036	71	CHEV	CHEL	307	COLD TRANS	4.90	66.9	537.9	2.40	13.5
					COLD STAB	2.93	32.9	538.2	1.76	14.8
					HOT TRANS	2.76	31.4	477.9	2.67	16.6
					72 FTP	3.87	49.2	538.1	2.07	14.1
					75 FTP	3.29	39.5	521.7	2.14	14.9
					HFET	1.60	14.9	396.6	2.58	20.9
037	69	PONT	LEMA	350	COLD TRANS	7.21	106.1	483.5	3.81	13.2
					COLD STAB	5.14	103.2	513.5	2.46	12.8
					HOT TRANS	4.21	58.3	480.0	4.26	15.2
					72 FTP	6.13	104.6	499.1	3.11	13.0
					75 FTP	5.31	91.6	498.2	3.23	13.5
					HFET	2.65	22.4	395.7	4.92	20.2
039	70	FORD	TORI	302	COLD TRANS	5.52	114.5	527.1	4.38	12.3
					COLD STAB	3.79	78.0	515.4	1.84	13.7
					HOT TRANS	3.82	41.9	453.1	5.13	16.7
					72 FTP	4.62	95.5	521.0	3.05	12.9
					75 FTP	4.15	75.7	500.8	3.26	14.0
					HFET	2.45	11.9	359.5	5.67	23.0
040	70	FORD	TORI	302	COLD TRANS	6.08	94.7	542.7	4.02	12.5
					COLD STAB	4.55	79.4	488.6	2.27	14.1
					HOT TRANS	4.06	52.8	478.3	4.35	15.5
					72 FTP	5.29	86.7	514.5	3.11	13.3
					75 FTP	4.74	75.3	496.9	3.20	14.1
					HFET	2.98	16.9	401.1	5.20	20.3

APPENDIX K CONT'D

MOTOR VEHICLE DIAGNOSTIC
INSPECTION DEMONSTRATION PROJECT

LISTING OF FEDERAL TEST PROCEDURE
AND HIGHWAY FUEL ECONOMY RESULTS ON
INDIVIDUAL VEHICLES BEFORE MAINTENANCE

VEH NO.	YR	MAKE	MODL	CID	TEST TYPE	-----GRAMS PER MILE----- HC	CO	CO2	NOXC	MPG FUEL ECON
041	71	FORD	TORI	351	COLD TRANS	5.91	106.4	607.9	5.00	11.2
					COLD STAB	4.69	110.4	522.7	2.05	12.5
					HOT TRANS	4.03	52.2	508.0	5.30	14.7
					72 FTP	5.27	108.5	563.5	3.46	11.8
					75 FTP	4.76	93.7	536.2	3.55	12.7
					HFET	2.08	12.3	437.9	5.74	19.1
042	72	FORD	TORI	302	COLD TRANS	16.94	138.5	517.7	5.52	11.2
					COLD STAB	10.13	221.9	455.2	2.37	10.6
					HOT TRANS	9.55	112.8	448.7	5.31	13.5
					72 FTP	13.39	182.0	485.1	3.88	10.9
					75 FTP	11.38	175.0	466.3	3.82	11.4
					HFET	3.54	32.4	383.1	5.44	19.9
043	71	MERC	MONT	351	COLD TRANS	4.20	78.5	602.5	3.53	12.0
					COLD STAB	3.65	109.1	598.6	1.79	11.4
					HOT TRANS	3.09	55.7	534.0	4.19	14.1
					72 FTP	3.91	94.5	600.5	2.62	11.7
					75 FTP	3.61	88.3	581.8	2.80	12.1
					HFET	1.57	12.0	435.8	4.61	19.3
044	69	FORD	TORI	351	COLD TRANS	6.41	49.3	548.4	6.18	13.7
					COLD STAB	6.19	59.2	494.7	3.91	14.6
					HOT TRANS	3.94	37.6	316.3	2.40	22.9
					72 FTP	6.30	54.4	520.4	5.00	14.2
					75 FTP	5.62	51.3	457.1	3.97	16.0
					HFET	2.88	10.1	427.3	5.92	19.6
045	69	MERC	MONT	302	COLD TRANS	9.20	57.8	536.1	3.89	13.5
					COLD STAB	4.91	78.6	506.6	3.22	13.7
					HOT TRANS	4.49	38.9	469.3	6.32	16.3
					72 FTP	6.96	68.6	520.7	3.54	13.6
					75 FTP	5.68	63.5	502.5	4.20	14.3
					HFET	2.92	12.3	389.4	5.92	21.2

APPENDIX K

MOTOR VEHICLE DIAGNOSTIC
INSPECTION DEMONSTRATION PROJECT

LISTING OF FEDERAL TEST PROCEDURE
AND HIGHWAY FUEL ECONOMY RESULTS ON
INDIVIDUAL VEHICLES BEFORE MAINTENANCE

VEH NO.	YR	MAKE	MODL	CID	TEST TYPE	HC	CO	CO2	NOXC	MPG FUEL ECON
						-----GRAMS PER MILE-----				
046	72	MERC	MONG	302	COLD TRANS	4.57	79.9	714.7	3.41	10.4
					COLD STAB	1.86	30.1	792.7	2.77	10.5
					HOT TRANS	3.43	33.1	632.6	3.22	12.8
					72 FTP	3.16	53.9	755.4	3.08	10.4
					75 FTP	2.85	41.2	733.0	3.02	11.0
					HFET	1.86	25.5	481.5	2.70	16.8
047	71	PLYM	SATE	318	COLD TRANS	24.53	82.5	507.5	5.18	12.4
					COLD STAB	14.35	26.1	547.8	3.41	14.0
					HOT TRANS	13.23	18.0	474.0	5.62	16.3
					72 FTP	19.22	53.1	528.5	4.26	13.2
					75 FTP	16.14	35.5	519.3	4.38	14.2
					HFET	16.29	7.2	359.7	6.27	21.0
048	70	PLYM	BELV	318	COLD TRANS	4.20	92.9	588.1	2.80	11.9
					COLD STAB	3.49	107.8	547.8	1.29	12.2
					HOT TRANS	3.24	90.6	499.2	2.50	13.6
					72 FTP	3.83	100.7	567.1	2.02	12.0
					75 FTP	3.57	100.0	542.8	1.93	12.5
					HFET	2.19	50.9	397.4	3.15	18.3
049	71	PLYM	SATE	383	COLD TRANS	2.72	57.0	709.9	2.43	11.0
					COLD STAB	2.98	75.2	670.2	1.37	11.1
					HOT TRANS	2.18	27.0	629.6	2.39	13.1
					72 FTP	2.86	66.5	689.2	1.88	11.1
					75 FTP	2.71	58.3	667.3	1.87	11.6
					HFET	0.61	9.1	509.2	2.50	16.9
050	70	DODG	CHAR	383	COLD TRANS	18.47	48.9	543.2	5.08	13.1
					COLD STAB	5.44	36.6	503.3	2.83	15.4
					HOT TRANS	13.26	13.7	482.0	5.76	16.3
					72 FTP	11.67	42.5	522.4	3.91	14.2
					75 FTP	10.25	32.9	505.7	4.09	15.0
					HFET	25.40	4.5	406.8	5.89	17.9

APPENDIX K CONT'D

MOTOR VEHICLE DIAGNOSTIC
INSPECTION DEMONSTRATION PROJECT

LISTING OF FEDERAL TEST PROCEDURE
AND HIGHWAY FUEL ECONOMY RESULTS ON
INDIVIDUAL VEHICLES BEFORE MAINTENANCE

VEH NO.	YR	MAKE	MODL	CID	TEST TYPE	-----GRAMS PER MILE----- HC	CO	CO2	NOXC	MPG FUEL ECON
051	70	DODG	CORO	383	COLD TRANS	6.56	69.5	636.1	5.12	11.6
					COLD STAB	5.11	95.6	554.2	2.88	12.3
					HOT TRANS	3.64	45.3	557.4	4.99	13.9
					72 FTP	5.80	83.1	593.4	3.96	12.0
					75 FTP	5.01	76.5	571.9	3.92	12.5
					HFET	2.10	13.2	464.0	5.25	18.1
052	69	PLYM	SATE	318	COLD TRANS	11.54	102.2	481.6	3.01	13.1
					COLD STAB	5.67	119.2	452.9	1.90	13.5
					HOT TRANS	4.61	44.0	452.3	5.11	16.6
					72 FTP	8.48	111.1	466.7	2.43	13.3
					75 FTP	6.59	95.2	458.6	3.01	14.1
					HFET	2.19	9.8	376.1	4.64	22.3
053	69	DODG	CORO	318	COLD TRANS	8.54	78.1	583.2	4.68	12.1
					COLD STAB	4.22	93.5	514.0	2.71	13.2
					HOT TRANS	3.68	59.2	481.3	4.53	15.1
					72 FTP	6.29	86.2	547.1	3.65	12.6
					75 FTP	4.96	81.0	519.3	3.61	13.4
					HFET	2.63	34.3	394.8	3.97	19.4
055	70	OLDS	CUTL	350	COLD TRANS	16.32	175.6	521.7	3.08	10.4
					COLD STAB	19.14	29.6	520.2	2.51	14.1
					HOT TRANS	10.29	27.5	495.5	3.96	15.5
					72 FTP	17.79	99.5	520.9	2.78	12.1
					75 FTP	16.14	59.1	513.8	3.02	13.5
					HFET	3.81	20.7	389.1	3.67	20.5
056	70	BUIC	SKYL	350	COLD TRANS	8.31	155.1	505.0	3.02	11.5
					COLD STAB	5.34	150.1	512.0	1.59	11.6
					HOT TRANS	4.18	78.2	478.1	3.51	14.4
					72 FTP	6.76	152.5	508.6	2.28	11.5
					75 FTP	5.64	131.5	501.3	2.41	12.2
					HFET	2.39	27.9	378.1	3.36	20.7

APPENDIX K CONT'D

MOTOR VEHICLE DIAGNOSTIC
INSPECTION DEMONSTRATION PROJECT

LISTING OF FEDERAL TEST PROCEDURE
AND HIGHWAY FUEL ECONOMY RESULTS ON
INDIVIDUAL VEHICLES BEFORE MAINTENANCE

VEH NO.	YR	MAKE	MODL	CID	TEST TYPE	-----GRAMS PER MILE----- HC	CO	CO2	NOXC	MPG FUEL ECON
057	70	OLDS	CUTL	350	COLD TRANS	5.74	105.8	614.0	1.89	11.1
					COLD STAB	5.74	141.9	574.1	0.96	10.9
					HOT TRANS	4.62	87.1	526.1	1.77	13.1
					72 FTP	5.74	124.6	593.2	1.40	11.0
					75 FTP	5.43	119.5	569.2	1.37	11.5
					HFET	2.62	39.0	435.7	1.65	17.6
058	69	BUIC	SKYL	350	COLD TRANS	3.56	72.4	552.5	5.59	13.1
					COLD STAB	3.50	89.1	530.7	2.66	13.0
					HOT TRANS	2.72	39.3	487.5	5.71	15.9
					72 FTP	3.53	81.1	541.1	4.06	13.1
					75 FTP	3.30	72.0	523.4	4.09	13.7
					HFET	1.51	8.2	399.2	5.86	21.3
059	70	OLDS	CUTL	350	COLD TRANS	6.45	67.9	724.0	2.25	10.4
					COLD STAB	6.62	18.7	755.8	1.67	11.0
					HOT TRANS	4.91	27.4	638.8	2.36	12.7
					72 FTP	6.54	42.2	740.6	1.95	10.7
					75 FTP	6.12	31.2	717.3	1.98	11.3
					HFET	1.75	25.3	480.4	2.09	16.9
060	72	BUIC	SKYL	350	COLD TRANS	4.37	76.3	540.5	4.41	13.2
					COLD STAB	4.26	119.3	479.9	1.75	13.0
					HOT TRANS	3.46	57.0	446.4	4.57	16.2
					72 FTP	4.31	98.7	508.9	3.02	13.1
					75 FTP	4.06	93.4	483.2	3.07	13.8
					HFET	1.83	16.3	362.6	4.62	22.5
061	70	OLDS	CUTL	350	COLD TRANS	3.90	48.4	719.5	4.14	11.0
					COLD STAB	4.09	71.9	701.1	1.65	10.7
					HOT TRANS	3.07	34.1	626.7	3.77	12.9
					72 FTP	4.00	60.6	709.9	2.84	10.9
					75 FTP	3.77	56.8	684.6	2.74	11.3
					HFET	1.68	9.0	480.7	4.71	17.7

APPENDIX K CONT'D

MOTOR VEHICLE DIAGNOSTIC
INSPECTION DEMONSTRATION PROJECT

LISTING OF FEDERAL TEST PROCEDURE
AND HIGHWAY FUEL ECONOMY RESULTS ON
INDIVIDUAL VEHICLES BEFORE MAINTENANCE

VEH NO.	YR	MAKE	MODL	CID	TEST TYPE	-----GRAMS PER MILE----- HC	CO	CO2	NOXC	MPG FUEL ECON
062	72	BUIC	SKYL	350	COLD TRANS	7.67	160.9	556.6	3.75	10.6
					COLD STAB	4.57	85.5	574.2	2.06	12.3
					HOT TRANS	3.60	41.5	533.1	4.26	14.6
					72 FTP	6.05	121.6	565.8	2.87	11.4
					75 FTP	4.94	89.0	559.3	3.01	12.4
					HFET	2.25	15.0	407.6	4.14	20.2
063	72	FORD	TORI	351	COLD TRANS	4.54	78.7	574.3	5.10	12.5
					COLD STAB	3.29	71.1	628.6	3.28	11.8
					HOT TRANS	3.20	40.7	534.9	5.76	14.6
					72 FTP	3.89	74.7	602.6	4.15	12.1
					75 FTP	3.53	64.4	591.9	4.33	12.6
					HFET	1.96	11.8	409.4	5.61	20.4
064	72	FORD	TORI	351	COLD TRANS	3.72	43.8@	556.8	6.50	13.9
					COLD STAB	2.91	63.6	594.8	3.71	12.6
					HOT TRANS	3.66	38.4	527.9	6.76	14.8
					72 FTP	3.30	54.1	576.6	5.04	13.2
					75 FTP	3.28	52.6	568.7	5.11	13.4
					HFET	2.03	14.3	419.2	6.48	19.8
065	69	FORD	TORI	351	COLD TRANS	6.94	243.6	223.8	4.40	14.1
					COLD STAB	5.31	85.5	469.4	2.83	14.3
					HOT TRANS	4.78	46.6	462.0	5.65	16.1
					72 FTP	6.09	161.2	351.8	3.58	14.2
					75 FTP	5.50	107.4	416.8	3.92	14.7
					HFET	3.35	22.3	398.9	5.39	20.0
066	72	FORD	TORI	351	COLD TRANS	8.91	102.9	803.8	2.69	8.9
					COLD STAB	4.36	63.7	747.0	2.23	10.3
					HOT TRANS	4.28	73.2	696.7	2.54	10.8
					72 FTP	6.54	82.4	774.2	2.45	9.6
					75 FTP	5.27	74.3	745.0	2.41	10.1
					HFET	1.16	25.5	547.0	2.42	15.0

APPENDIX L - MOTOR VEHICLE DIAGNOSTIC INSPECTION DEMONSTRATION PROJECT

LISTING OF FEDERAL TEST PROCEDURE AND HIGHWAY FUEL ECONOMY RESULTS ON INDIVIDUAL VEHICLES AFTER MAINTENANCE

Legend

VEH NO. - Vehicle Number

YR - Model Year

MAKE - Vehicle Make

MODL - Vehicle Model

CID - Engine Displacement in Cubic Inches

TEST TYPE - Indicates the Portion of the Test or Composite

- COLD TRANS - Cold transient portion of test
- COLD STAB - Cold stabilized portion of test
- HOT TRANS - Hot transient portion of test
- 72 FTP - Composite of Cold Transient and Cold Stabilized tests (equivalent to 1972 Federal Test Procedure)
- 75 FTP - 1975 Federal Test Procedure composite
- HFET - Highway Fuel Economy Test

HC - Hydrocarbon Emissions in grams per mile

CO - Carbon Monoxide Emissions in grams per mile

CO2 - Carbon Dioxide Emissions in grams per mile

NOXC - Oxides of Nitrogen Emissions Corrected for Humidity in grams per mile

FUEL ECON - Fuel Economy Calculated by the Carbon Balance Method in mile per gallon

APPENDIX L

MOTOR VEHICLE DIAGNOSTIC
INSPECTION DEMONSTRATION PROJECT

LISTING OF FEDERAL TEST PROCEDURE
AND HIGHWAY FUEL ECONOMY RESULTS ON
INDIVIDUAL VEHICLES AFTER MAINTENANCE

VEH NO.	YR	MAKE	MODL	CID	TEST TYPE	-----GRAMS PER MILE----- HC	CO	CO2	NOXC	MPG FUEL ECON
001	70	CHEV	NOVA	307	COLD TRANS	5.94	85.3	437.5	2.80	15.0
					COLD STAB	4.04	4.6	518.3	2.32	16.5
					HOT TRANS	3.60	7.5	420.2	3.39	20.0
					72 FTP	4.95	43.2	479.6	2.55	15.8
					75 FTP	4.31	22.0	474.9	2.71	17.0
					HFET	2.41	11.1	319.8	3.31	25.7
002	69	CHEV	NOVA	230	COLD TRANS	4.05	58.7	422.3	3.90	16.8
					COLD STAB	1.95	8.7	428.6	1.99	19.8
					HOT TRANS	2.36	7.6	389.0	4.02	21.7
					72 FTP	2.96	32.6	425.6	2.91	18.3
					75 FTP	2.50	18.7	416.5	2.94	19.6
					HFET	1.75	3.3	305.1	5.08	28.1
003	69	CHEV	NOVA	307	COLD TRANS	5.64	78.2	436.6	3.56	15.4
					COLD STAB	3.51	22.0	486.3	2.55	16.7
					HOT TRANS	2.95	13.4	422.8	4.11	19.6
					72 FTP	4.53	48.9	462.5	3.03	16.0
					75 FTP	3.79	31.2	458.7	3.18	17.1
					HFET	2.09	9.4	335.7	3.81	24.9
004	70	CHEV	NOVA	350	COLD TRANS	4.07	70.0	459.3	1.82	15.2
					COLD STAB	3.05	43.4	489.8	0.87	15.6
					HOT TRANS	3.31	50.4	406.5	1.38	17.9
					72 FTP	3.54	56.1	475.2	1.32	15.4
					75 FTP	3.33	50.8	460.8	1.20	16.1
					HFET	1.99	38.7	314.6	1.26	23.2
005	70	CHEV	NOVA	350	COLD TRANS	5.31	108.7	522.1	1.79	12.5
					COLD STAB	2.70	29.4	537.8	1.13	15.0
					HOT TRANS	2.63	26.1	464.8	2.06	17.3
					72 FTP	3.95	67.3	530.3	1.44	13.7
					75 FTP	3.22	44.8	514.6	1.52	14.9
					HFET	1.65	24.0	375.4	0.74	21.2

APPENDIX L CONT'D

MOTOR VEHICLE DIAGNOSTIC
INSPECTION DEMONSTRATION PROJECT

LISTING OF FEDERAL TEST PROCEDURE
AND HIGHWAY FUEL ECONOMY RESULTS ON
INDIVIDUAL VEHICLES AFTER MAINTENANCE

VEH NO.	YR	MAKE	MODL	CID	TEST TYPE	-----GRAMS PER MILE----- HC	CO	CO2	NOXC	MPG FUEL ECON
006	70	CHEV	NOVA	307	COLD TRANS	6.03	23.2	384.0	3.39	20.2
					COLD STAB	3.76	13.5	407.3	2.12	20.2
					HOT TRANS	3.20	10.9	334.5	3.47	24.5
					72 FTP	4.85	18.1	396.1	2.73	20.2
					75 FTP	4.07	14.8	382.6	2.75	21.2
					HFET	1.63	4.4	272.3	3.43	31.2
007	69	CHEV	NOVA	250	COLD TRANS	4.86	8.0	381.8	4.06	21.7
					COLD STAB	3.77	95.9	346.3	1.89	17.4
					HOT TRANS	8.49	41.5	351.8	4.64	20.0
					72 FTP	4.29	53.8	363.3	2.93	19.2
					75 FTP	5.28	63.0	355.1	3.09	18.9
					HFET	1.69	10.9	290.3	6.00	28.4
008	70	CHEV	NOVA	307	COLD TRANS	11.05	270.0	405.8	0.46	10.3
					COLD STAB	6.79	180.1	519.6	0.51	10.8
					HOT TRANS	3.56	36.9	462.1	1.57	16.7
					72 FTP	8.83	223.2	465.1	0.49	10.5
					75 FTP	6.79	159.5	480.5	0.79	11.8
					HFET	2.59	44.6	367.0	1.41	19.9
009	69	CHEV	NOVA	350	COLD TRANS	4.46	50.2	571.7	3.16	13.3
					COLD STAB	2.61	25.2	576.1	1.77	14.2
					HOT TRANS	2.88	25.8	492.7	3.01	16.4
					72 FTP	3.50	37.2	574.0	2.44	13.8
					75 FTP	3.07	30.5	552.5	2.40	14.5
					HFET	2.02	19.3	381.2	2.99	21.2
011	71	FORD	MAVE	250	COLD TRANS	3.07	18.7	472.5	5.66	17.3
					COLD STAB	2.40	14.2	476.6	3.03	17.5
					HOT TRANS	3.89	20.8	412.4	4.85	19.4
					72 FTP	2.72	16.4	474.6	4.29	17.4
					75 FTP	2.94	16.9	458.2	4.07	18.0
					HFET	2.58	21.0	315.9	4.87	24.9

APPENDIX L CONT'D

MOTOR VEHICLE DIAGNOSTIC
INSPECTION DEMONSTRATION PROJECT

LISTING OF FEDERAL TEST PROCEDURE
AND HIGHWAY FUEL ECONOMY RESULTS ON
INDIVIDUAL VEHICLES AFTER MAINTENANCE

VEH NO.	YR	MAKE	MODL	CID	TEST TYPE	-----GRAMS PER MILE----- HC	CO	CO2	NOXC	MPG FUEL ECON
012	70	FORD	MAVE	250	COLD TRANS	2.94	30.2	484.5	6.70	16.4
					COLD STAB	2.58	29.0	433.5	3.87	18.2
					HOT TRANS	2.89	22.0	418.1	5.94	19.2
					72 FTP	2.75	29.6	457.9	5.23	17.3
					75 FTP	2.74	27.3	439.8	5.02	18.1
					HFET	1.84	13.9	353.5	5.61	23.3
013	71	MERC	COME	302	COLD TRANS	12.03	30.2	527.8	6.42	14.5
					COLD STAB	3.34	16.6	546.0	3.35	15.2
					HOT TRANS	4.39	13.1	489.1	6.51	16.9
					72 FTP	7.50	23.1	537.3	4.82	14.9
					75 FTP	5.42	18.5	526.7	4.84	15.5
					HFET	2.95	8.7	402.4	7.16	20.9
014	70	FORD	MAVE	200	COLD TRANS	2.81	22.6	443.8	6.72	18.2
					COLD STAB	2.07	5.7	430.1	4.08	19.9
					HOT TRANS	2.52	6.5	386.0	6.54	22.0
					72 FTP	2.42	13.8	436.6	5.34	19.0
					75 FTP	2.34	9.4	420.9	5.29	20.0
					HFET	1.81	3.0	327.3	6.58	26.3
015	70	FORD	MAVE	200	COLD TRANS	3.65	48.7	406.6	7.20	17.9
					COLD STAB	3.01	34.3	390.6	4.64	19.5
					HOT TRANS	2.77	15.8	375.8	7.29	21.7
					72 FTP	3.32	41.2	398.2	5.86	18.7
					75 FTP	3.08	32.2	389.9	5.89	19.7
					HFET	1.93	4.1	316.0	8.39	27.0
016	71	FORD	MAVE	200	COLD TRANS	6.10	31.3	454.8	7.97	17.0
					COLD STAB	3.99	29.7	405.5	4.82	19.1
					HOT TRANS	3.19	14.8	388.0	7.58	21.1
					72 FTP	5.00	30.5	429.1	6.32	18.0
					75 FTP	4.21	25.9	410.9	6.22	19.1
					HFET	2.05	5.5	323.9	8.23	26.2

APPENDIX L CONT'D

MOTOR VEHICLE DIAGNOSTIC
INSPECTION DEMONSTRATION PROJECT

LISTING OF FEDERAL TEST PROCEDURE
AND HIGHWAY FUEL ECONOMY RESULTS ON
INDIVIDUAL VEHICLES AFTER MAINTENANCE

VEH NO.	YR	MAKE	MODL	CID	TEST TYPE	-----GRAMS PER MILE----- HC	CO	CO2	NOXC	MPG FUEL ECON
017	72	FORD	MAVE	200	COLD TRANS	2.69	35.7	456.5	5.30	17.0
					COLD STAB	1.75	17.9	436.1	2.29	18.9
					HOT TRANS	2.44	10.9	388.6	5.31	21.5
					72 FTP	2.20	26.4	445.8	3.73	18.0
					75 FTP	2.13	19.6	427.3	3.73	19.1
					HFET	1.57	5.7	311.6	5.87	27.3
018	72	FORD	MAVE	302	COLD TRANS	12.96	105.9	590.7	3.38	11.1
					COLD STAB	1.52	27.3	694.7	2.03	12.0
					HOT TRANS	2.85	18.4	538.3	3.69	15.4
					72 FTP	7.00	65.0	644.9	2.67	11.5
					75 FTP	4.24	41.1	630.6	2.76	12.5
					HFET	1.58	6.7	394.1	3.95	21.7
021	69	DODG	DART	225	COLD TRANS	6.37	100.3	431.4	4.13	14.6
					COLD STAB	2.36	13.2	414.7	4.85	20.0
					HOT TRANS	2.28	23.7	390.1	5.50	20.4
					72 FTP	4.28	54.9	422.7	4.51	17.0
					75 FTP	3.16	34.0	411.4	4.88	18.7
					HFET	1.86	26.5	324.1	4.79	23.9
022	69	PLYM	VALI	225	COLD TRANS	2.46	27.8	495.4	6.62	16.2
					COLD STAB	2.00	8.0	433.6	4.63	19.6
					HOT TRANS	1.70	9.2	406.3	5.88	20.8
					72 FTP	2.22	17.5	463.2	5.59	17.8
					75 FTP	2.01	12.4	438.9	5.38	19.1
					HFET	1.01	4.1	342.0	5.89	25.2
023	71	PLYM	DUST	318	COLD TRANS	5.52	87.9	507.9	3.79	13.4
					COLD STAB	4.10	72.1	492.6	1.87	14.3
					HOT TRANS	3.19	39.1	455.5	3.37	16.8
					72 FTP	4.78	79.7	499.9	2.79	13.9
					75 FTP	4.14	66.3	485.6	2.68	14.7
					HFET	1.37	10.3	394.6	4.01	21.4

APPENDIX L CONT'D

MOTOR VEHICLE DIAGNOSTIC
INSPECTION DEMONSTRATION PROJECT

LISTING OF FEDERAL TEST PROCEDURE
AND HIGHWAY FUEL ECONOMY RESULTS ON
INDIVIDUAL VEHICLES AFTER MAINTENANCE

VEH NO.	YR	MAKE	MODL	CID	TEST TYPE	-----GRAMS PER MILE----- HC	CO	CO2	NOXC	MPG FUEL ECON
024	70	DODG	DART	225	COLD TRANS	5.49	95.1	412.7	2.99	15.3
					COLD STAB	2.59	34.1	394.0	1.68	19.5
					HOT TRANS	2.29	29.8	372.7	2.88	20.8
					72 FTP	3.98	63.3	402.9	2.31	17.2
					75 FTP	3.11	45.5	392.0	2.28	18.7
					HFET	1.26	12.4	321.2	3.26	25.7
025	71	PLYM	DUST	225	COLD TRANS	3.68	49.8	441.0	4.81	16.7
					COLD STAB	2.06	8.8	424.7	3.86	19.9
					HOT TRANS	2.38	22.7	376.0	4.67	21.2
					72 FTP	2.84	28.4	432.5	4.32	18.3
					75 FTP	2.48	21.0	414.8	4.28	19.5
					HFET	1.78	18.1	319.7	4.52	25.1
026	72	DODG	DART	318	COLD TRANS	4.81	88.7	508.0	2.74	13.4
					COLD STAB	3.14	58.2	505.2	2.07	14.6
					HOT TRANS	2.91	41.5	447.4	3.79	17.0
					72 FTP	3.94	72.8	506.6	2.39	14.0
					75 FTP	3.42	59.9	490.0	2.68	14.9
					HFET	2.20	34.7	349.7	3.66	21.6
027	69	DODG	DART	225	COLD TRANS	5.73	135.0	386.7	2.94	14.4
					COLD STAB	2.76	25.7	400.1	3.77	19.8
					HOT TRANS	2.68	36.7	372.5	4.85	20.2
					72 FTP	4.18	78.1	393.7	3.37	16.8
					75 FTP	3.35	51.2	389.8	3.89	18.5
					HFET	1.93	33.9	315.9	5.08	23.6
028	72	DODG	DART	225	COLD TRANS	2.41	50.5	465.1	4.90	16.1
					COLD STAB	1.62	27.5	453.9	2.28	17.7
					HOT TRANS	1.95	30.6	406.5	4.63	19.3
					72 FTP	1.99	38.5	459.3	3.53	16.9
					75 FTP	1.87	33.1	443.3	3.46	17.7
					HFET	1.21	17.9	339.1	5.69	23.9

APPENDIX L CONT'D

MOTOR VEHICLE DIAGNOSTIC
INSPECTION DEMONSTRATION PROJECT

LISTING OF FEDERAL TEST PROCEDURE
AND HIGHWAY FUEL ECONOMY RESULTS ON
INDIVIDUAL VEHICLES AFTER MAINTENANCE

VEH NO.	YR	MAKE	MODL	CID	TEST TYPE	-----GRAMS PER MILE----- HC	CO	CO2	NOXC	MPG FUEL ECON
029	72	PLYM	VALI	225	COLD TRANS	3.48	60.0	393.7	4.63	17.8
					COLD STAB	2.31	22.3	396.1	3.36	20.2
					HOT TRANS	2.68	28.4	352.4	4.89	21.9
					72 FTP	2.87	40.4	394.9	3.97	19.0
					75 FTP	2.65	31.7	383.7	4.04	20.1
					HFET	1.41	17.1	308.7	5.49	26.1
031	70	CHEV	MALI	307	COLD TRANS	4.27	52.4	600.3	3.05	12.7
					COLD STAB	3.69	29.7	584.2	1.93	13.8
					HOT TRANS	3.21	25.2	535.3	2.79	15.2
					72 FTP	3.97	40.5	591.9	2.46	13.3
					75 FTP	3.68	33.1	574.2	2.39	13.9
					HFET	1.71	15.3	428.6	2.49	19.4
032	70	CHEV	CHEL	350	COLD TRANS	8.03	43.6	627.1	3.11	12.3
					COLD STAB	30.23	17.0	647.0	1.73	11.5
					HOT TRANS	16.89	18.6	557.3	2.96	13.9
					72 FTP	19.61	29.8	637.4	2.39	11.9
					75 FTP	22.02	22.9	618.4	2.35	12.3
					HFET	2.85	15.8	437.8	2.56	18.8
033	71	CHEV	CHEL	350	COLD TRANS	5.44	89.2	528.1	1.78	12.9
					COLD STAB	4.99	108.5	518.4	0.69	12.6
					HOT TRANS	4.26	77.7	448.2	1.41	15.2
					72 FTP	5.21	99.2	523.0	1.21	12.8
					75 FTP	4.88	96.1	501.2	1.11	13.3
					HFET	3.10	58.4	376.9	1.38	18.5
034	70	CHEV	CHEL	307	COLD TRANS	5.24	57.3	498.8	4.85	14.7
					COLD STAB	4.51	16.8	500.5	3.60	16.4
					HOT TRANS	3.66	16.2	446.5	5.33	18.4
					72 FTP	4.86	36.2	499.7	4.20	15.5
					75 FTP	4.43	25.0	485.4	4.33	16.5
					HFET	2.42	15.4	346.5	5.17	23.5

APPENDIX L CONT'D

MOTOR VEHICLE DIAGNOSTIC
INSPECTION DEMONSTRATION PROJECT

LISTING OF FEDERAL TEST PROCEDURE
AND HIGHWAY FUEL ECONOMY RESULTS ON
INDIVIDUAL VEHICLES AFTER MAINTENANCE

VEH NO.	YR	MAKE	MODL	CID	TEST TYPE	-----GRAMS PER MILE----- HC	CO	CO2	NOXC	MPG FUEL ECON
035	69	CHEV	CHEL	230	COLD TRANS	8.19	51.9	389.2	3.73	17.9
					COLD STAB	4.00	23.5	402.7	2.67	19.6
					HOT TRANS	3.56	24.9	356.2	4.90	21.8
					72 FTP	6.01	37.1	396.2	3.18	18.7
					75 FTP	4.74	29.7	387.2	3.50	19.8
					HFET	2.17	5.4	301.5	5.00	28.0
036	71	CHEV	CHEL	307	COLD TRANS	4.56	54.4	534.8	2.79	14.0
					COLD STAB	2.57	8.7	537.9	2.01	15.9
					HOT TRANS	3.09	27.7	463.8	2.78	17.2
					72 FTP	3.52	30.6	536.4	2.38	14.9
					75 FTP	3.12	23.3	517.0	2.38	15.8
					HFET	1.79	13.2	385.9	2.80	21.5
037	69	PONT	LEMA	350	COLD TRANS	6.18	64.0	587.7	3.98	12.5
					COLD STAB	3.91	35.7	573.6	2.83	13.8
					HOT TRANS	3.54	31.0	515.7	4.24	15.4
					72 FTP	5.00	49.2	580.3	3.38	13.2
					75 FTP	4.28	40.2	560.7	3.45	13.9
					HFET	2.55	21.5	388.4	4.54	20.6
039	70	FORD	TORI	302	COLD TRANS	5.87	117.0	534.1	4.29	12.0
					COLD STAB	2.95	41.3	550.1	1.81	14.2
					HOT TRANS	3.68	28.1	468.1	4.83	16.9
					72 FTP	4.35	77.6	542.4	3.00	13.1
					75 FTP	3.75	53.3	524.4	3.15	14.3
					HFET	2.67	13.7	362.5	4.95	22.6
040	70	FORD	TORI	302	COLD TRANS	5.74	65.9	546.1	5.17	13.3
					COLD STAB	3.84	31.9	541.1	3.23	14.7
					HOT TRANS	3.52	23.0	492.4	5.38	16.4
					72 FTP	4.75	48.2	543.5	4.16	14.0
					75 FTP	4.14	36.4	528.8	4.22	14.8
					HFET	2.82	12.0	390.2	5.87	21.2

APPENDIX L CONT'D

MOTOR VEHICLE DIAGNOSTIC
INSPECTION DEMONSTRATION PROJECT

LISTING OF FEDERAL TEST PROCEDURE
AND HIGHWAY FUEL ECONOMY RESULTS ON
INDIVIDUAL VEHICLES AFTER MAINTENANCE

VEH NO.	YR	MAKE	MODL	CID	TEST TYPE	-----GRAMS PER MILE----- HC	CO	CO2	NOXC	MPG FUEL ECON
041	71	FORD	TORI	351	COLD TRANS	4.26	66.7	620.6	6.07	12.0
					COLD STAB	2.81	42.9	594.6	2.56	13.2
					HOT TRANS	2.59	21.9	526.3	5.85	15.6
					72 FTP	3.50	54.3	607.0	4.24	12.6
					75 FTP	3.05	42.1	581.3	4.18	13.5
					HFET	1.74	9.9	431.6	6.31	19.6
042	72	FORD	TORI	302	COLD TRANS	11.72	94.9	545.2	3.84	12.1
					COLD STAB	4.27	97.9	537.0	2.07	12.6
					HOT TRANS	5.06	48.7	509.1	4.57	14.8
					72 FTP	7.84	96.5	540.9	2.92	12.4
					75 FTP	6.02	83.9	531.1	3.12	13.0
					HFET	2.79	24.8	407.1	4.44	19.5
043	71	MERC	MONT	351	COLD TRANS	2.94	34.6	627.1	4.05	12.8
					COLD STAB	1.82	24.0	654.3	1.95	12.7
					HOT TRANS	2.13	17.4	546.5	4.20	15.3
					72 FTP	2.36	29.1	641.2	2.96	12.8
					75 FTP	2.13	24.4	619.3	3.00	13.4
					HFET	1.50	8.0	426.0	4.70	20.0
044	69	FORD	TORI	351	COLD TRANS	4.79	30.6	582.5	6.76	13.7
					COLD STAB	3.63	21.6	551.6	4.08	14.9
					HOT TRANS	3.63	13.2	512.9	6.11	16.3
					72 FTP	4.19	25.9	566.4	5.37	14.3
					75 FTP	3.87	21.2	547.4	5.19	15.0
					HFET	2.53	10.7	427.9	5.76	19.6
045	69	MERC	MONT	302	COLD TRANS	1.85	40.9	538.6	7.14	14.6
					COLD STAB	5.10	47.9	509.1	4.07	14.8
					HOT TRANS	4.44	22.6	478.0	7.26	16.8
					72 FTP	3.55	44.5	523.2	5.54	14.7
					75 FTP	4.25	39.5	506.7	5.57	15.2
					HFET	3.04	9.0	384.1	7.16	21.8

APPENDIX L CONT'D

MOTOR VEHICLE DIAGNOSTIC
INSPECTION DEMONSTRATION PROJECT

LISTING OF FEDERAL TEST PROCEDURE
AND HIGHWAY FUEL ECONOMY RESULTS ON
INDIVIDUAL VEHICLES AFTER MAINTENANCE

VEH NO.	YR	MAKE	MODL	CID	TEST TYPE	-----GRAMS PER MILE----- HC	CO	CO2	NOXC	MPG FUEL ECON
046	72	MERC	MONG	302	COLD TRANS	6.00	171.0	791.4	2.63	8.2
					COLD STAB	2.08	36.4	900.3	3.18	9.2
					HOT TRANS	2.96	47.8	733.4	3.16	10.9
					72 FTP	3.96	100.9	848.2	2.92	8.7
					75 FTP	3.13	67.3	832.3	3.06	9.4
					HFET	1.34	25.9	576.5	3.01	14.3
047	71	PLYM	SATE	318	COLD TRANS	16.34	114.5	503.4	3.60	12.1
					COLD STAB	3.23	28.9	540.1	2.29	14.9
					HOT TRANS	2.98	12.8	488.6	4.07	17.1
					72 FTP	9.50	69.9	522.6	2.92	13.4
					75 FTP	5.86	42.1	518.5	3.05	14.7
					HFET	1.79	4.7	365.7	4.10	23.4
048	70	PLYM	BELV	318	COLD TRANS	3.95	61.3	560.6	4.89	13.3
					COLD STAB	3.44	73.1	521.9	2.67	13.7
					HOT TRANS	3.28	58.8	490.8	4.62	15.0
					72 FTP	3.68	67.4	540.4	3.73	13.5
					75 FTP	3.50	66.8	521.4	3.66	13.9
					HFET	2.13	31.5	405.7	5.01	19.2
049	71	PLYM	SATE	383	COLD TRANS	3.30	56.7	747.2	2.25	10.5
					COLD STAB	1.43	38.2	712.7	1.43	11.4
					HOT TRANS	1.90	16.3	627.2	2.36	13.5
					72 FTP	2.32	47.0	729.2	1.82	11.0
					75 FTP	1.94	36.0	696.5	1.85	11.7
					HFET	0.69	8.4	518.0	2.49	16.6
050	70	DODG	CHAR	383	COLD TRANS	4.85	48.2	626.1	2.75	12.4
					COLD STAB	3.14	42.6	595.7	1.54	13.2
					HOT TRANS	3.05	18.2	542.4	2.88	15.3
					72 FTP	3.96	45.3	610.3	2.11	12.8
					75 FTP	3.47	37.1	587.4	2.15	13.5
					HFET	1.21	5.2	434.4	2.72	19.9

APPENDIX L CONT'D

MOTOR VEHICLE DIAGNOSTIC
INSPECTION DEMONSTRATION PROJECT

LISTING OF FEDERAL TEST PROCEDURE
AND HIGHWAY FUEL ECONOMY RESULTS ON
INDIVIDUAL VEHICLES AFTER MAINTENANCE

VEH NO.	YR	MAKE	MODL	CID	TEST TYPE	-----GRAMS PER MILE----- HC	CO	CO2	NOXC	MPG FUEL ECON
051	70	DODG	CORO	383	COLD TRANS	4.26	39.0	670.5	4.62	11.9
					COLD STAB	2.82	13.7	656.4	2.81	12.9
					HOT TRANS	2.72	14.0	590.6	4.58	14.3
					72 FTP	3.51	25.8	663.2	3.67	12.4
					75 FTP	3.09	19.0	641.4	3.66	13.0
					HFET	1.35	7.9	467.3	4.79	18.3
052	69	PLYM	SATE	318	COLD TRANS	5.35	49.5	557.2	3.49	13.6
					COLD STAB	3.32	30.7	572.9	2.20	14.1
					HOT TRANS	2.31	10.4	516.6	3.95	16.4
					72 FTP	4.29	39.7	565.4	2.82	13.8
					75 FTP	3.46	29.0	554.3	2.94	14.5
					HFET	1.18	6.0	406.9	3.36	21.1
053	69	DODG	CORO	318	COLD TRANS	4.68	52.4	432.4	4.20	16.8
					COLD STAB	3.45	49.2	513.1	2.68	14.8
					HOT TRANS	3.28	39.9	488.7	4.12	15.8
					72 FTP	4.04	50.8	474.5	3.41	15.7
					75 FTP	3.65	47.3	489.8	3.38	15.4
					HFET	2.55	35.3	381.1	3.72	20.0
055	70	OLDS	CUTL	350	COLD TRANS	4.90	85.0	579.7	2.90	12.2
					COLD STAB	3.68	50.3	585.4	1.61	13.1
					HOT TRANS	3.69	41.2	515.6	3.08	15.0
					72 FTP	4.26	66.9	582.6	2.22	12.7
					75 FTP	3.93	55.0	565.2	2.27	13.4
					HFET	2.71	30.1	387.7	3.09	20.0
056	70	BUIC	SKYL	350	COLD TRANS	7.45	131.9	458.5	3.29	12.9
					COLD STAB	3.74	40.6	567.4	2.10	13.8
					HOT TRANS	3.21	23.7	506.4	4.13	16.0
					72 FTP	5.52	84.3	515.2	2.67	13.3
					75 FTP	4.36	54.8	528.3	2.90	14.1
					HFET	1.98	10.2	402.3	3.85	20.9

APPENDIX L CONT'D

MOTOR VEHICLE DIAGNOSTIC
INSPECTION DEMONSTRATION PROJECT

LISTING OF FEDERAL TEST PROCEDURE
AND HIGHWAY FUEL ECONOMY RESULTS ON
INDIVIDUAL VEHICLES AFTER MAINTENANCE

VEH NO.	YR	MAKE	MODL	CID	TEST TYPE	-----GRAMS PER MILE----- HC	CO	CO2	NOXC	MPG FUEL ECON
057	70	OLDS	CUTL	350	COLD TRANS	4.34	51.1	588.3	2.59	13.0
					COLD STAB	3.24	41.0	608.6	1.26	13.0
					HOT TRANS	3.47	33.6	550.3	2.37	14.5
					72 FTP	3.76	45.8	598.9	1.89	13.0
					75 FTP	3.53	41.1	588.5	1.83	13.4
					HFET	2.05	21.6	420.7	2.28	19.2
058	69	BUIC	SKYL	350	COLD TRANS	3.96	58.7	558.6	5.41	13.4
					COLD STAB	2.27	18.6	578.4	2.83	14.4
					HOT TRANS	2.15	10.2	501.1	5.53	16.9
					72 FTP	3.08	37.8	568.9	4.06	13.9
					75 FTP	2.59	24.5	553.3	4.10	14.8
					HFET	1.35	4.7	394.3	5.11	21.9
059	70	OLDS	CUTL	350	COLD TRANS	4.91	73.7	649.3	2.31	11.4
					COLD STAB	2.18	32.9	662.2	1.45	12.3
					HOT TRANS	2.43	29.4	575.7	2.45	14.1
					72 FTP	3.49	52.4	656.0	1.86	11.8
					75 FTP	2.81	40.3	635.9	1.90	12.5
					HFET	1.38	21.1	445.8	2.12	18.4
060	72	BUIC	SKYL	350	COLD TRANS	3.63	54.0	579.9	4.53	13.1
					COLD STAB	3.15	50.4	571.4	2.24	13.4
					HOT TRANS	2.53	25.7	494.0	4.54	16.4
					72 FTP	3.38	52.1	575.4	3.33	13.3
					75 FTP	3.08	44.4	552.0	3.34	14.1
					HFET	1.42	13.7	370.8	4.34	22.4
061	70	OLDS	CUTL	350	COLD TRANS	4.00	24.7	724.1	3.69	11.4
					COLD STAB	5.07	30.6	726.4	1.62	11.2
					HOT TRANS	3.77	16.1	617.3	3.69	13.6
					72 FTP	4.56	27.8	725.3	2.61	11.3
					75 FTP	4.49	25.4	696.2	2.61	11.8
					HFET	1.44	6.5	484.8	4.53	17.8

APPENDIX L CONT'D

MOTOR VEHICLE DIAGNOSTIC
INSPECTION DEMONSTRATION PROJECT

LISTING OF FEDERAL TEST PROCEDURE
AND HIGHWAY FUEL ECONOMY RESULTS ON
INDIVIDUAL VEHICLES AFTER MAINTENANCE

VEH NO.	YR	MAKE	MODL	CID	TEST TYPE	-----GRAMS PER MILE----- HC	CO	CO2	NOXC	MPG FUEL ECON
062	72	BUIC	SKYL	350	COLD TRANS	6.22	137.8	607.2	3.80	10.5
					COLD STAB	2.48	22.3	685.6	2.58	12.2
					HOT TRANS	2.10	15.1	573.5	4.32	14.7
					72 FTP	4.27	77.6	648.1	3.16	11.3
					75 FTP	3.15	44.1	638.9	3.30	12.4
					HFET	1.62	8.4	408.6	4.38	20.8
063	72	FORD	TORI	351	COLD TRANS	3.67	37.1	612.6	5.93	13.0
					COLD STAB	2.27	17.5	670.2	3.91	12.6
					HOT TRANS	2.50	13.5	556.8	3.51	15.1
					72 FTP	2.94	26.9	642.6	4.87	12.8
					75 FTP	2.62	20.4	627.4	4.21	13.3
					HFET	1.96	8.1	416.6	6.34	20.4
064	72	FORD	TORI	351	COLD TRANS	4.43	31.0	614.8	6.64	13.1
					COLD STAB	2.32	24.7	653.3	4.03	12.7
					HOT TRANS	3.52	20.7	548.4	6.58	15.0
					72 FTP	3.33	27.7	634.9	5.28	12.9
					75 FTP	3.08	24.9	616.8	5.26	13.3
					HFET	2.16	16.5	429.9	7.05	19.2
065	69	FORD	TORI	351	COLD TRANS	8.23	150.4	505.2	4.38	11.6
					COLD STAB	4.23	31.9	502.2	4.17	15.7
					HOT TRANS	4.27	25.9	469.5	6.77	16.9
					72 FTP	6.14	88.6	503.7	4.27	13.4
					75 FTP	5.06	54.7	493.9	4.92	14.9
					HFET	5.76	17.2	407.5	6.89	19.6
066	72	FORD	TORI	351	COLD TRANS	5.77	59.0	389.6	3.08	17.7
					COLD STAB	4.97	16.7	780.0	2.28	10.8
					HOT TRANS	5.27	27.9	697.9	3.19	11.7
					72 FTP	5.35	36.9	593.1	2.66	13.3
					75 FTP	5.22	28.4	677.2	2.69	12.0
					HFET	1.73	16.2	595.2	2.57	14.2

APPENDIX M - MOTOR VEHICLE DIAGNOSTIC INSPECTION DEMONSTRATION PROJECT

LISTING OF FEDERAL LOADED MODE TEST ON INDIVIDUAL VEHICLES

Legend

VEH - Vehicle Number

YR - Model Year

MAKE - Vehicle Make

MODL - Vehicle Model

CID - Engine Displacement in Cubic Inches

CRUISE MODE - Mode of Federal Loaded Mode Test; the conditions of each mode are as described in the table below

Each vehicle was subjected to a total of five Federal Loaded Mode Tests through the course of testing. During each of the tests the following data were collected.

HC - Hydrocarbon emissions in PPM/Hexane

CO - Carbon Monoxide emissions in Per Cent

The five tests are defined as follows:

ACCEPT. - This was an initial testrun at the time the vehicle was accepted from the owner by ATL

VIP - Test results obtained at the National Highway Traffic Safety Administration Motor Vehicle Diagnostic Demonstration Project in Phoenix

TEST 1 - Loaded Mode Test performed in conjunction with FTP before maintenance

MECH CK - Performed as a check of mechanic's work immediately following completion of maintenance

TEST 2 - Loaded Mode Test performed in conjunction with FTP after maintenance

Class of Vehicle	Meter Dyno Load HP@MPH	High Speed Cruise (MPH)	Low Speed Cruise (MPH)	Idle
Compact	24@46	44-46	29-32	Automatic Transmission in Drive
Intermediate	30@50	48-50	32-35	

APPENDIX M

MOTOR VEHICLE DIAGNOSTIC
INSPECTION DEMONSTRATION PROJECT

LISTING OF FEDERAL LOADED MODE TEST
ON INDIVIDUAL VEHICLES

VEH	YR	MAKE	MODL	CID	CRUISE MODE	ACCEPT. HC	ACCEPT. CO	VIP HC	VIP CO	TEST 1 HC	TEST 1 CO	MECH CK HC	MECH CK CO	TEST 2 HC	TEST 2 CO
001	1970	CHEV	NOVA	307	HIGH	230	0.8	170	0.4	170	0.9	210	0.9	200	0.7
					LOW	270	0.2	250	0.4	250	0.3	240	0.2	250	0.2
					IDLE	620	3.8	500	7.2	155	6.0	370	0.2	400	1.0
002	1969	CHEV	NOVA	230	HIGH	30	0.1	50	0.2	50	0.1	45	0.2	50	0.2
					LOW	90	0.2	150	0.3	140	0.1	215	0.2	200	0.2
					IDLE	290	5.8	286	7.2	310	6.0	245	1.0	270	0.5
003	1969	CHEV	NOVA	307	HIGH	215	1.0	260	2.0	210	1.2	225	1.3	200	0.6
					LOW	280	0.3	210	0.4	280	0.2	235	0.3	210	0.2
					IDLE	600	8.6	480	8.4	620	9.2	250	0.9	250	1.3
004	1970	CHEV	NOVA	350	HIGH	310	3.6	220	3.0	255	3.6	190	1.4	180	2.4
					LOW	340	2.5	300	5.0	335	4.2	220	3.4	120	0.9
					IDLE	620	10.0	500	10.0	550	9.5	250	3.1	165	0.7
005	1970	CHEV	NOVA	350	HIGH	135	1.5	100	0.8	125	1.9	130	1.5	140	2.0
					LOW	105	0.9	90	1.4	120	1.5	100	0.7	110	1.0
					IDLE	275	6.5	190	6.0	275	6.4	220	1.4	230	1.4
006	1970	CHEV	NOVA	307	HIGH	200	0.5	270	2.6	160	0.4	230	0.4	235	0.3
					LOW	230	0.2	270	1.0	180	0.3	280	0.1	210	0.1
					IDLE	430	7.5	290	6.4	330	6.8	450	3.0	350	1.8
007	1969	CHEV	NOVA	250	HIGH	160	0.3	130	0.1	125	0.2	200	2.5	120	0.2
					LOW	340	4.2	250	0.9	360	5.2	290	2.7	300	3.0
					IDLE	370	8.6	400	9.0	390	9.2	240	3.5	280	3.8
008	1970	CHEV	NOVA	307	HIGH	200	2.3	250	1.4	195	2.8	220	3.0	150	1.5
					LOW	210	2.5	150	1.6	170	1.5	250	3.5	140	0.8
					IDLE	250	4.4	250	6.2	210	3.5	175	1.3	350	0.5
009	1969	CHEV	NOVA	350	HIGH	240	4.2	150	3.2	175	2.1	200	2.4	180	1.7
					LOW	330	2.0	190	1.0	280	3.3	180	0.5	180	0.6
					IDLE	370	9.0	300	9.0	375	9.6	220	1.6	200	1.2
011	1971	FORD	MAVE	250	HIGH	210	1.2	210	0.8	220	1.3	220	0.9	200	1.0
					LOW	1450	2.0	550	1.2	320	1.8	270	1.2	290	1.2
					IDLE	110	4.0	230	2.4	230	3.5	180	1.2	170	1.2
012	1970	FORD	MAVE	250	HIGH	345	9.3	230	6.2	340	9.2	125	0.4	145	1.0
					LOW	360	6.8	300	6.0	350	6.5	165	0.3	170	0.4
					IDLE	190	3.0	260	6.2	185	3.2	265	5.0	70	5.5

FEDERAL LOADED MODE TEST EMISSION RESULTS ARE: HC - PPM/HEX, CO - MOLE %

MOTOR VEHICLE DIAGNOSTIC
INSPECTION DEMONSTRATION PROJECT

LISTING OF FEDERAL LOADED MODE TEST
ON INDIVIDUAL VEHICLES

VEH	YR	MAKE	MODL	CID	CRUISE MODE	ACCEPT. HC	ACCEPT. CO	VIP HC	VIP CO	TEST 1 HC	TEST 1 CO	MECH CK HC	MECH CK CO	TEST 2 HC	TEST 2 CO
013	1971	MERC	COME	302	HIGH	220	0.4	200	0.5	240	0.5	240	0.4	235	0.4
					LOW	280	0.4	200	0.5	300	0.8	270	0.3	250	0.4
					IDLE	360	6.8	360	8.0	350	7.6	170	0.8	150	0.6
014	1970	FORD	MAVE	200	HIGH	180	0.1	150	1.1	145	0.1	150	0.1	175	0.2
					LOW	250	0.2	200	2.5	250	0.6	210	0.2	215	0.4
					IDLE	250	7.0	650	2.7	260	5.4	135	1.5	125	0.5
015	1970	FORD	MAVE	200	HIGH	110	0.1	120	0.2	100	0.1	145	0.1	110	0.1
					LOW	225	0.3	190	0.2	210	0.4	230	0.1	220	0.3
					IDLE	80	10.2	180	7.2	300	9.0	240	6.0	260	4.0
016	1971	FORD	MAVE	200	HIGH	175	0.1	150	0.2	140	0.2	160	0.1	200	0.2
					LOW	300	0.6	260	0.7	295	0.9	280	0.4	390	1.0
					IDLE	400	7.8	280	7.4	400	8.3	330	3.5	570	3.0
017	1972	FORD	MAVE	200	HIGH	100	0.4	90	0.4	105	0.3	120	0.6	95	0.3
					LOW	200	0.3	150	0.2	255	1.7	210	0.4	240	1.1
					IDLE	330	8.9	240	8.0	440	10.0	270	3.0	285	4.0
018	1972	FORD	MAVE	302	HIGH	205	0.3	150	0.2	200	0.4	150	0.3	170	0.3
					LOW	170	0.3	100	0.2	240	0.8	60	0.3	120	0.3
					IDLE	335	7.0	200	5.0	350	7.2	120	1.3	140	1.2
021	1969	DODG	DART	225	HIGH	120	0.8	110	1.2	140	1.1	110	0.6	90	0.7
					LOW	240	0.9	170	0.9	245	2.0	235	0.4	150	0.4
					IDLE	410	9.8	25	7.5	370	10.0	430	1.3	210	2.8
022	1969	PLYM	VALI	225	HIGH	90	0.5	80	0.3	100	0.5	95	0.4	100	0.7
					LOW	160	0.4	100	0.3	150	0.4	130	0.3	140	0.5
					IDLE	440	9.2	260	8.0	380	8.6	145	0.2	130	0.3
023	1971	PLYM	DUST	318	HIGH	170	2.0	160	3.2	120	0.6	50	1.2	140	0.8
					LOW	300	3.8	220	2.6	210	2.0	270	1.6	230	1.6
					IDLE	300	10.0	170	7.0	140	5.8	130	1.6	135	3.2
024	1970	DODG	DART	225	HIGH	115	0.8	100	0.9	140	2.9	165	2.7	160	2.3
					LOW	130	1.0	70	0.7	160	1.9	165	1.5	190	2.1
					IDLE	280	7.6	220	7.2	370	9.4	175	3.0	225	2.1
025	1971	PLYM	DUST	225	HIGH	180	2.8	110	2.0	190	2.2	220	2.2	170	3.2
					LOW	440	9.0	250	3.0	520	10.0	180	0.4	175	0.6
					IDLE	790	10.0	500	10.0	820	10.0	120	0.1	115	0.1

FEDERAL LOADED MODE TEST EMISSION RESULTS ARE: HC - PPM/HEX, CO - MOLE %

MOTOR VEHICLE DIAGNOSTIC
INSPECTION DEMONSTRATION PROJECT

LISTING OF FEDERAL LOADED MODE TEST
ON INDIVIDUAL VEHICLES

VEH	YR	MAKE	MODL	CID	CRUISE MODE	ACCEPT. HC	ACCEPT. CO	VIP HC	VIP CO	TEST 1 HC	TEST 1 CO	MECH CK HC	MECH CK CO	TEST 2 HC	TEST 2 CO
026	1972	DODG	DART	318	HIGH	210	3.4	100	0.5	155	1.4	160	0.2	165	1.7
					LOW	335	5.5	170	1.5	170	0.6	220	1.5	200	1.4
					IDLE	210	5.0	180	7.2	105	0.4	210	5.0	170	3.5
027	1969	DODG	DART	225	HIGH	160	2.7	100	1.0	155	2.8	175	3.1	160	2.4
					LOW	310	4.5	100	0.4	260	3.1	225	1.5	230	2.5
					IDLE	320	8.0	150	6.0	250	6.0	250	1.7	140	0.1
028	1972	DODG	DART	225	HIGH	100	2.4	100	2.2	100	2.0	110	2.1	105	2.1
					LOW	160	1.0	100	1.8	140	0.4	110	0.7	110	0.6
					IDLE	210	10.0	500	9.8	680	9.8	95	1.3	140	1.8
029	1972	PLYM	VALI	225	HIGH	130	2.2	100	1.0	120	1.2	140	1.5	130	1.3
					LOW	240	1.1	100	0.4	180	0.2	170	0.4	135	0.1
					IDLE	450	10.0	150	6.0	250	7.0	130	2.2	135	3.2
031	1970	CHEV	MALI	307	HIGH	105	0.5	180	1.0	95	0.6	115	0.9	100	0.6
					LOW	110	0.2	300	0.4	110	0.3	115	0.3	95	0.2
					IDLE	1350	3.1	1000	3.0	1700	4.6	395	2.9	370	2.6
032	1970	CHEV	CHEL	350	HIGH	100	0.7	80	0.6	1000	0.6	160	0.6	115	0.5
					LOW	140	2.4	90	2.5	1500	1.6	200	1.8	65	0.4
					IDLE	250	9.8	200	8.0	500	8.8	140	0.7	250	0.5
033	1971	CHEV	CHEL	350	HIGH	210	3.5	120	2.0	130	2.6	200	2.8	190	3.4
					LOW	300	4.2	130	2.8	175	4.0	250	3.0	230	3.4
					IDLE	720	9.5	200	6.0	465	9.0	340	2.5	310	2.5
034	1970	CHEV	CHEL	307	HIGH	235	1.1	170	0.5	255	1.6	210	0.9	190	1.1
					LOW	440	1.3	230	0.4	395	1.9	280	0.6	280	0.6
					IDLE	1400	10.0	700	8.8	1200	10.0	430	0.4	425	0.9
035	1969	CHEV	CHEL	230	HIGH	95	0.3	120	0.4	90	0.3	120	1.0	95	0.6
					LOW	190	0.2	200	0.4	260	1.1	200	0.5	275	1.3
					IDLE	1180	3.0	1200	3.0	1600	4.0	180	0.6	200	1.9
036	1971	CHEV	CHEL	307	HIGH	135	0.9	190	5.0	120	0.9	175	3.0	115	0.6
					LOW	140	0.4	150	0.7	110	0.4	155	0.3	100	0.3
					IDLE	400	3.5	280	4.0	450	5.1	335	0.7	335	1.0
037	1969	PONT	LEMA	350	HIGH	400	0.5	100	0.4	90	0.3	150	0.7	90	0.4
					LOW	250	1.4	300	2.4	240	1.0	260	1.1	215	0.7
					IDLE	280	7.8	200	6.4	260	6.6	180	1.7	140	1.1

FEDERAL LOADED MODE TEST EMISSION RESULTS ARE: HC - PPM/HEX, CO - MOLE %

MOTOR VEHICLE DIAGNOSTIC
INSPECTION DEMONSTRATION PROJECT

LISTING OF FEDERAL LOADED MODE TEST
ON INDIVIDUAL VEHICLES

VEH	YR	MAKE	MODL	CID	CRUISE MODE	ACCEPT. HC	ACCEPT. CO	VIP HC	VIP CO	TEST 1 HC	TEST 1 CO	MECH CK HC	MECH CK CO	TEST 2 HC	TEST 2 CO
039	1970	FORD	TORI	302	HIGH	200	0.9	220	0.4	210	0.6	210	0.7	240	0.9
					LOW	300	0.6	240	0.3	260	0.4	250	0.5	270	0.5
					IDLE	360	8.4	340	3.0	360	6.7	310	3.7	300	4.2
040	1970	FORD	TORI	302	HIGH	150	0.5	150	0.3	175	0.8	165	0.6	170	0.6
					LOW	240	0.3	160	0.6	210	0.4	210	0.3	210	0.3
					IDLE	380	8.4	250	0.6	370	7.4	260	3.5	180	1.1
041	1971	FORD	TORI	351	HIGH	140	0.2	120	0.2	130	0.4	130	0.4	180	1.0
					LOW	170	0.2	100	0.4	140	0.3	120	0.2	170	0.5
					IDLE	380	10.0	240	10.0	330	10.0	200	3.1	220	2.9
042	1972	FORD	TORI	302	HIGH	240	0.8	250	0.7	240	0.9	190	0.4	180	1.1
					LOW	440	1.8	260	0.7	340	1.5	200	0.4	180	1.3
					IDLE	500	10.0	500	10.0	690	10.0	250	3.8	210	2.5
043	1971	MERC	MONT	351	HIGH	90	0.6	70	0.2	105	0.6	130	0.5	110	0.6
					LOW	150	0.5	60	0.4	105	0.4	110	0.3	90	0.3
					IDLE	265	9.3	150	7.4	245	9.5	120	1.6	130	1.6
044	1969	FORD	TORI	351	HIGH	215	0.4	150	0.2	190	1.4	240	0.9	190	0.6
					LOW	260	0.2	150	0.2	210	0.9	320	0.3	145	0.3
					IDLE	540	6.8	400	6.5	480	9.2	330	2.2	260	1.6
045	1969	MERC	MONT	302	HIGH	170	0.3	200	0.4	180	0.3	260	0.4	190	0.3
					LOW	270	0.5	300	0.6	250	0.5	350	0.4	300	0.4
					IDLE	330	6.8	300	7.2	300	6.8	400	4.2	360	2.0
046	1972	MERC	MONG	302	HIGH	150	3.0	50	1.2	185	1.3	80	0.6	70	0.6
					LOW	90	3.0	50	0.8	60	0.6	60	0.3	60	0.5
					IDLE	215	6.0	50	0.2	145	0.1	70	0.2	60	0.1
047	1971	PLYM	SATE	318	HIGH	150	0.6	140	0.8	175	0.8	150	0.8	150	0.8
					LOW	2000	0.2	150	0.5	1965	0.2	170	0.3	170	0.2
					IDLE	90	3.1	120	1.0	220	2.4	170	2.4	150	1.3
048	1970	PLYM	BELV	318	HIGH	100	1.5	290	5.5	185	2.2	105	0.4	90	0.3
					LOW	235	5.5	380	4.6	235	5.2	250	3.5	245	3.3
					IDLE	135	4.7	350	1.1	130	3.5	205	5.1	215	5.5
049	1971	PLYM	SATE	383	HIGH	80	1.2	50	0.4	50	0.8	70	0.4	65	0.9
					LOW	50	0.2	50	0.1	30	0.1	50	0.1	35	0.1
					IDLE	230	7.8	100	8.0	200	4.4	150	2.6	165	2.8

FEDERAL LOADED MODE TEST EMISSION RESULTS ARE: HC - PPM/HEX, CO - MOLE %

MOTOR VEHICLE DIAGNOSTIC
INSPECTION DEMONSTRATION PROJECT

LISTING OF FEDERAL LOADED MODE TEST
ON INDIVIDUAL VEHICLES

VEH	YR	MAKE	MODL	CID	CRUISE MODE	ACCEPT. HC	ACCEPT. CO	VIP HC	VIP CO	TEST 1 HC	TEST 1 CO	MECH CK HC	MECH CK CO	TEST 2 HC	TEST 2 CO
050	1970	DODG	CHAR	383	HIGH	860	0.2	2000	0.2	200	0.2	75	0.2	60	0.2
					LOW	180	0.2	2000	0.6	180	0.2	100	0.2	75	0.2
					IDLE	900	2.2	2000	0.7	1200	2.5	175	3.2	210	2.4
051	1970	DODG	CORO	383	HIGH	130	0.3	150	1.0	135	0.7	100	0.4	90	0.6
					LOW	140	0.2	100	0.1	85	0.3	85	0.2	65	0.2
					IDLE	300	7.4	200	6.6	330	8.3	165	1.1	135	0.3
052	1969	PLYM	SATE	318	HIGH	110	0.2	250	0.4	125	0.4	110	0.3	80	0.4
					LOW	210	0.3	200	0.6	150	0.3	140	0.3	85	0.3
					IDLE	230	7.5	200	6.4	225	7.2	250	2.2	225	1.7
053	1969	DODG	CORO	318	HIGH	200	1.6	100	0.4	160	1.0	170	0.9	175	0.9
					LOW	230	2.6	200	0.8	200	1.5	220	1.1	205	1.0
					IDLE	240	7.0	200	6.0	200	8.0	150	2.5	170	3.0
055	1970	OLDS	CUTL	350	HIGH	120	0.7	110	0.4	150	0.8	155	1.1	145	1.1
					LOW	250	1.4	1200	0.7	450	1.6	265	2.4	270	2.2
					IDLE	1500	1.5	1200	0.5	1600	1.5	175	1.7	180	2.0
056	1970	BUIC	SKYL	350	HIGH	230	0.4	150	0.6	110	0.4	125	0.3	95	0.3
					LOW	250	2.2	250	4.2	230	2.5	225	2.1	190	1.1
					IDLE	280	7.6	250	6.0	330	8.2	200	1.1	180	1.0
057	1970	OLDS	CUTL	350	HIGH	550	3.5	80	6.0	180	2.0	175	0.4	90	0.4
					LOW	230	3.1	140	2.0	160	2.8	180	1.3	180	1.8
					IDLE	440	10.0	340	8.4	380	10.0	210	2.5	175	2.0
058	1969	BUIC	SKYL	350	HIGH	80	0.2	70	0.2	95	0.1	100	0.1	90	0.2
					LOW	130	0.2	80	0.2	125	0.2	130	0.2	110	0.2
					IDLE	230	7.5	150	6.5	220	6.6	120	1.8	105	1.2
059	1970	OLDS	CUTL	350	HIGH	70	0.6	70	0.4	80	0.8	80	0.6	70	0.5
					LOW	120	0.8	180	0.7	200	1.6	130	2.0	100	1.5
					IDLE	800	0.1	550	0.8	500	0.3	160	2.2	140	2.0
060	1972	BUIC	SKYL	350	HIGH	90	0.3	100	0.3	115	0.3	100	0.3	95	0.3
					LOW	225	1.4	180	0.5	200	1.0	175	0.5	185	0.5
					IDLE	275	7.4	280	7.2	85	7.8	190	2.7	190	2.3
061	1970	OLDS	CUTL	350	HIGH	70	0.2	50	0.2	70	0.2	90	0.2	60	0.2
					LOW	110	0.4	500	5.2	85	0.3	90	0.2	85	0.5
					IDLE	180	3.8	800	8.0	215	5.5	310	2.0	140	3.2

FEDERAL LOADED MODE TEST EMISSION RESULTS ARE: HC - PPM/HEX, CO - MOLE %

MOTOR VEHICLE DIAGNOSTIC
INSPECTION DEMONSTRATION PROJECT

LISTING OF FEDERAL LOADED MODE TEST
ON INDIVIDUAL VEHICLES

VEH	YR	MAKE	MODL	CID	CRUISE MODE	ACCEPT. HC	ACCEPT. CO	VIP HC	VIP CO	TEST 1 HC	TEST 1 CO	MECH CK HC	MECH CK CO	TEST 2 HC	TEST 2 CO
062	1972	BUIC	SKYL	350	HIGH	90	0.9	170	0.4	70	0.3	70	0.2	70	0.3
					LOW	200	1.0	250	0.4	200	0.4	150	0.2	150	0.3
					IDLE	330	6.4	500	7.2	280	6.2	140	1.5	140	1.1
063	1972	FORD	TORI	351	HIGH	540	1.2	50	0.2	150	0.6	180	0.7	160	0.6
					LOW	170	1.2	150	0.3	170	0.6	200	0.4	160	0.3
					IDLE	190	7.0	286	7.2	185	6.2	120	0.8	100	0.7
064	1972	FORD	TORI	351	HIGH	200	1.6	260	2.0	160	0.1	160	1.3	160	1.3
					LOW	240	0.8	210	0.4	160	0.3	160	0.4	160	0.4
					IDLE	220	6.4	480	8.4	180	6.2	100	1.6	140	1.3
065	1969	FORD	TORI	351	HIGH	240	0.7	220	3.0	200	0.8	270	0.8	250	0.9
					LOW	320	0.5	300	5.0	230	0.4	250	0.4	260	0.6
					IDLE	420	8.0	500	10.0	360	7.8	290	2.8	295	2.6
066	1972	FORD	TORI	351	HIGH	210	1.6	100	0.8	50	0.6	90	0.5	60	0.5
					LOW	75	0.6	90	1.4	70	1.0	120	0.5	60	0.5
					IDLE	250	7.9	190	6.0	230	7.8	130	0.9	150	1.5

FEDERAL LOADED MODE TEST EMISSION RESULTS ARE: HC - PPM/HEX, CO - MOLE %

APPENDIX N - MOTOR VEHICLE DIAGNOSTIC INSPECTION DEMONSTRATION PROJECT

LISTING OF RESTORATIVE MAINTENANCE ON INDIVIDUAL VEHICLES

Legend

VEH - Vehicle Number

YEAR - Model Year

MAKE - Vehicle Make

MODEL - Vehicle Model

CID - Engine Displacement on Cubic Inches

CYL - Number of Cylinders

CARB - Number of Carburator Venturis

TRAN - Type of Transmission (1: Automatic; 3: 3-Speed Manual)

I WT - Dynomometer Inertia Weight Setting

ODOM - True Mileage

HOURS - Labor Hours required to diagnose and repair vehicle problems

LABOR - Labor charges at $13.50 per hour

PARTS - Retail parts cost

TOTAL - Labor cost plus parts cost

APPENDIX N

MOTOR VEHICLE DIAGNOSTIC
INSPECTION DEMONSTRATION PROJECT

LISTING OF RESTORATIVE MAINTENANCE
ON INDIVIDUAL VEHICLES

26 COMPACTS

VEH	YEAR	MAKE	MODEL	CID	CYL	CARB	TRAN	I WT	ODOM	HOURS	LABOR	PARTS	TOTAL
GENERAL MOTORS													
001	1970	CHEV	NOVA	307	8	2	1	3000	46654	0.6	8.10	0.00	8.10
002	1969	CHEV	NOVA	230	6	1	1	3000	49344	1.1	14.85	0.00	14.85
003	1969	CHEV	NOVA	307	8	2	1	3000	75348	1.0	13.50	4.76	18.26
004	1970	CHEV	NOVA	350	8	2	1	3000	46469	1.1	14.85	2.99	17.84
005	1970	CHEV	NOVA	350	8	2	1	3000	39503	1.0	13.50	0.00	13.50
006	1970	CHEV	NOVA	307	8	2	3	3000	55669	1.0	13.50	0.00	13.50
007	1969	CHEV	NOVA	250	6	1	1	3000	60082	0.9	12.15	0.00	12.15
008	1970	CHEV	NOVA	307	8	2	3	3000	48394	0.8	10.80	0.00	10.80
009	1969	CHEV	NOVA	350	8	2	1	3000	65013	0.7	9.45	0.00	9.45
FORD													
011	1971	FORD	MAVE	250	6	1	1	2750	63379	1.4	18.90	11.82	30.72
012	1970	FORD	MAVE	250	6	1	1	2750	37177	1.4	18.90	10.90	29.80
013	1971	MERC	COME	302	8	2	1	3000	29931	0.8	10.80	0.00	10.80
014	1970	FORD	MAVE	200	6	1	1	2750	64290	0.8	10.80	0.00	10.80
015	1970	FORD	MAVE	200	6	1	1	2750	52975	0.8	10.80	0.00	10.80
016	1971	FORD	MAVE	200	6	1	1	3000	53507	0.9	12.15	0.00	12.15
017	1972	FORD	MAVE	200	6	1	1	3000	51326	0.8	10.80	0.00	10.80
018	1972	FORD	MAVE	302	8	2	1	3000	33543	0.8	10.80	0.00	10.80
CHRYSLER													
021	1969	DODG	DART	225	6	1	1	3000	72857	1.0	13.50	2.65	16.15
022	1969	PLYM	VALI	225	6	1	1	3000	36984	1.2	16.20	0.00	16.20
023	1971	PLYM	DUST	318	8	2	3	3000	49489	1.0	13.50	2.78	16.28
024	1970	DODG	DART	225	6	1	1	3000	86238	1.1	14.85	5.22	20.07
025	1971	PLYM	DUST	225	6	1	1	3000	50426	1.2	16.20	34.42	50.62
026	1972	DODG	DART	318	8	2	1	3000	60307	0.8	10.80	0.00	10.80
027	1969	DODG	DART	225	6	1	1	3000	87817	0.6	8.10	0.00	8.10
028	1972	DODG	DART	225	6	1	1	3000	48148	0.7	9.45	0.00	9.45
029	1972	PLYM	VALI	225	6	1	3	3000	54640	0.6	8.10	0.00	8.10

APPENDIX N CONT'D

MOTOR VEHICLE DIAGNOSTIC
INSPECTION DEMONSTRATION PROJECT

LISTING OF RESTORATIVE MAINTENANCE
ON INDIVIDUAL VEHICLES

34 INTERMEDIATES

VEH	YEAR	MAKE	MODEL	CID	CYL	CARB	TRAN	I WT	ODOM	HOURS	LABOR	PARTS	TOTAL
GENERAL MOTORS													
031	1970	CHEV	MALI	307	8	2	1	3500	93566	1.3	17.55	15.58	33.13
032	1970	CHEV	CHEL	350	8	2	1	3500	53973	1.0	13.50	0.00	13.50
033	1971	CHEV	CHEL	350	8	4	1	3500	100671	0.9	12.15	0.00	12.15
034	1970	CHEV	CHEL	307	8	2	1	3500	69896	1.2	16.20	0.00	16.20
035	1969	CHEV	CHEL	230	6	1	3	3500	70901	0.8	10.80	6.93	17.73
036	1971	CHEV	CHEL	307	8	2	1	3500	55495	0.8	10.80	0.00	10.80
037	1969	PONT	LEMA	350	8	2	1	3500	81435	0.7	9.45	0.00	9.45
055	1970	OLDS	CUTL	350	8	2	1	4000	78318	1.4	18.22	6.40	24.62
056	1970	BUIC	SKYL	350	8	4	1	3500	82052	0.6	8.10	0.00	8.10
057	1970	OLDS	CUTL	350	8	2	1	3500	36430	0.9	12.15	1.50	13.65
058	1969	BUIC	SKYL	350	8	2	1	3500	46868	0.9	12.15	2.10	14.25
059	1970	OLDS	CUTL	350	8	2	1	4000	66148	1.1	14.85	9.72	24.57
060	1972	BUIC	SKYL	350	8	2	1	3500	48445	0.6	8.10	13.56	21.66
061	1970	OLDS	CUTL	350	8	4	1	4000	50764	0.8	10.80	0.00	10.80
062	1972	BUIC	SKYL	350	8	2	1	3500	54547	0.7	9.45	0.00	9.45
FORD													
039	1970	FORD	TORI	302	8	2	1	3500	61302	0.9	12.15	40.28	52.43
040	1970	FORD	TORI	302	8	2	1	3500	83058	1.0	13.50	9.35	22.85
041	1971	FORD	TORI	351	8	2	1	3500	35857	1.2	16.20	0.00	16.20
042	1972	FORD	TORI	302	8	2	1	3500	46039	0.9	12.15	0.00	12.15
043	1971	MERC	MONT	351	8	2	1	3500	46292	0.8	10.80	0.00	10.80
044	1969	FORD	TORI	351	8	2	1	4000	70724	0.8	10.12	0.00	10.12
045	1969	MERC	MONT	302	8	2	1	3500	78179	0.7	9.45	0.00	9.45
046	1972	MERC	MONG	302	8	2	1	4000	62998	0.7	9.45	2.63	12.08
063	1972	FORD	TORI	351	8	2	1	4000	26736	0.7	9.45	0.00	9.45
064	1972	FORD	TORI	351	8	2	1	4000	79880	0.7	9.45	0.00	9.45
065	1969	FORD	TORI	351	8	4	1	3500	73957	0.7	9.45	0.00	9.45
066	1972	FORD	TORI	351	8	2	1	4000	32818	0.7	9.45	0.00	9.45
CHRYSLER													
047	1971	PLYM	SATE	318	8	2	1	3500	76306	1.1	14.85	5.55	20.40
048	1970	PLYM	BELV	318	8	2	1	4000	66237	1.2	16.20	0.00	16.20
049	1971	PLYM	SATE	383	8	2	1	3500	31997	1.0	13.50	0.00	13.50
050	1970	DODG	CHAR	383	8	2	1	3500	65950	1.3	17.55	12.79	30.34
051	1970	DODG	CORO	383	8	2	1	4000	73839	0.8	10.80	0.00	10.80
052	1969	PLYM	SATE	318	8	2	1	3500	77589	0.9	12.15	2.78	14.93
053	1969	DODG	CORO	318	8	2	1	3500	54650	0.7	9.45	0.00	9.45

APPENDIX P - MOTOR VEHICLE DIAGNOSTIC INSPECTION DEMONSTRATION PROJECT

DATA SUMMARY OF FEDERAL TEST PROCEDURE AND HIGHWAY FUEL ECONOMY RESULTS ON INDIVIDUAL VEHICLES BEFORE AND AFTER RESTORATIVE MAINTENANCE

Legend

VEH - Vehicle Number

YEAR - Model Year

MAKE - Vehicle Make

MODEL - Vehicle Model

CID - Engine Displacement in Cubic Inches

CYL - Number of Cylinders

CARB - Number of Carburator Venturis

TRAN - Type of Transmission

FTP #1 - Fuel Economy from FTP before maintenance

FTP #2 - Fuel Economy from FTP after maintenance

% IMP - (FTP #2-FTP #1) * 100/FTP #1

DIFF - (FTP #2-FTP #1)

HFET #1 - Fuel Economy from HFET before maintenance

HFET #2 - Fuel Economy from HFET after maintenance

% IMP - (HFET #2-HFET #1) * 100/HFET #1

DIFF - (HFET #2-HFET #1)

APPENDIX P

MOTOR VEHICLE DIAGNOSTIC
INSPECTION DEMONSTRATION PROJECT

DATA SUMMARY OF FEDERAL TEST PROCEDURE
AND HIGHWAY FUEL ECONOMY RESULTS ON INDIVIDUAL
VEHICLES BEFORE AND AFTER RESTORATIVE MAINTENANCE

26 COMPACTS

VEH	YEAR	MAKE	MODEL	CID	CYL	CARB	TRANS	FTP #1	FTP #2	%IMP	DIFF	HFET #1	HFET #2	%IMP	DIFF
GENERAL MOTORS															
001	1970	CHEV	NOVA	307	8	2	1	16.50	16.97	2.8	0.46	25.84	25.72	-0.4	-0.11
002	1969	CHEV	NOVA	230	6	1	1	17.65	19.56	10.8	1.91	26.41	28.10	6.4	1.69
003	1969	CHEV	NOVA	307	8	2	1	16.45	17.07	3.8	0.63	23.52	24.86	5.7	1.34
004	1970	CHEV	NOVA	350	8	2	1	15.06	16.10	6.9	1.04	23.71	23.25	-1.9	-0.46
005	1970	CHEV	NOVA	350	8	2	1	13.07	14.91	14.1	1.84	20.76	21.22	2.2	0.45
006	1970	CHEV	NOVA	307	8	2	3	17.86	21.19	18.7	3.33	29.96	31.22	4.2	1.26
007	1969	CHEV	NOVA	250	6	1	1	16.85	17.73	5.3	0.89	28.51	28.37	-0.5	-0.14
008	1970	CHEV	NOVA	307	8	2	3	11.96	11.79	-1.4	-0.17	19.15	19.93	4.1	0.78
009	1969	CHEV	NOVA	350	8	2	1	13.62	14.55	6.8	0.93	23.96	21.24	-11.3	-2.72
			HARMONIC MEAN					15.17	16.22	6.9	1.05	24.20	24.37	0.7	0.16
FORD															
011	1971	FORD	MAVE	250	6	1	1	16.33	17.96	10.0	1.63	24.56	24.86	1.2	0.30
012	1970	FORD	MAVE	250	6	1	1	15.59	18.06	15.8	2.47	16.93	23.28	37.6	6.36
013	1971	MERC	COME	302	8	2	1	14.87	15.49	4.2	0.63	20.62	20.86	1.2	0.24
014	1970	FORD	MAVE	200	6	1	1	19.68	20.03	1.8	0.35	26.62	26.28	-1.3	-0.35
015	1970	FORD	MAVE	200	6	1	1	19.04	19.71	3.5	0.67	27.16	27.02	-0.5	-0.14
016	1971	FORD	MAVE	200	6	1	1	19.59	19.09	-2.6	-0.50	26.12	26.17	0.2	0.06
017	1972	FORD	MAVE	200	6	1	1	18.04	19.09	5.8	1.05	26.36	27.26	3.4	0.90
018	1972	FORD	MAVE	302	8	2	1	13.79	12.52	-9.2	-1.26	20.97	21.66	3.3	0.69
			HARMONIC MEAN					16.84	17.36	3.1	0.52	23.08	24.45	5.9	1.36
CHRYSLER															
021	1969	DODG	DART	225	6	1	1	17.55	18.69	6.5	1.14	23.96	23.88	-0.4	-0.08
022	1969	PLYM	VALI	225	6	1	1	18.28	19.10	4.5	0.82	24.23	25.23	4.1	1.00
023	1971	PLYM	DUST	318	8	2	3	13.92	14.72	5.8	0.80	20.96	21.38	2.0	0.42
024	1970	DODG	DART	225	6	1	1	17.40	18.75	7.8	1.35	24.54	25.75	4.9	1.21
025	1971	PLYM	DUST	225	6	1	1	18.29	19.48	6.5	1.19	24.40	25.08	2.8	0.68
026	1972	DODG	DART	318	8	2	1	15.96	14.92	-6.6	-1.05	21.80	21.58	-1.0	-0.22
027	1969	DODG	DART	225	6	1	1	17.06	18.45	8.2	1.39	23.09	23.65	2.4	0.56
028	1972	DODG	DART	225	6	1	1	17.76	17.71	-0.3	-0.05	24.48	23.92	-2.3	-0.56
029	1972	PLYM	VALI	225	6	1	3	18.51	20.08	8.5	1.57	24.70	26.10	5.7	1.40
			HARMONIC MEAN					17.07	17.79	4.2	0.72	23.50	23.95	1.9	0.45
			HARMONIC MEAN 26 COMPACTS					16.29	17.09	4.9	0.79	23.61	24.25	2.7	0.64

34 INTERMEDIATES

VEH	YEAR	MAKE	MODEL	CID	CYL	CARB	TRANS	FTP #1	FTP #2	%IMP	DIFF	HFET #1	HFET #2	%IMP	DIFF
GENERAL MOTORS															
031	1970	CHEV	MALI	307	8	2	1	14.34	13.91	-3.0	-0.43	19.76	19.38	-1.9	-0.38
032	1970	CHEV	CHEL	350	8	2	1	10.38	12.25	18.1	1.87	17.93	18.82	5.0	0.89
033	1971	CHEV	CHEL	350	8	4	1	12.72	13.29	4.5	0.57	17.65	18.55	5.1	0.90
034	1970	CHEV	CHEL	307	8	2	1	16.30	16.47	1.1	0.17	22.56	23.46	4.0	0.90
035	1969	CHEV	CHEL	230	6	1	3	19.23	19.77	2.8	0.54	28.21	28.01	-0.7	-0.20
036	1971	CHEV	CHEL	307	8	2	1	14.94	15.75	5.4	0.81	20.88	21.53	3.1	0.65
037	1969	PONT	LEMA	350	8	2	1	13.47	13.92	3.4	0.45	20.20	20.63	2.2	0.44
055	1970	OLDS	CUTL	350	8	2	1	13.49	13.37	-0.9	-0.12	20.46	20.00	-2.2	-0.45
056	1970	BUIC	SKYL	350	8	4	1	12.23	14.13	15.5	1.90	20.67	20.91	1.2	0.24
057	1970	OLDS	CUTL	350	8	2	1	11.46	13.36	16.6	1.90	17.56	19.24	9.6	1.68
058	1969	BUIC	SKYL	350	8	2	1	13.72	14.79	7.8	1.08	21.29	21.86	2.7	0.57
059	1970	OLDS	CUTL	350	8	2	1	11.30	12.53	10.9	1.24	16.88	18.36	8.8	1.48
060	1972	BUIC	SKYL	350	8	2	1	13.80	14.05	1.8	0.25	22.52	22.36	-0.7	-0.16
061	1970	OLDS	CUTL	350	8	4	1	11.30	11.83	4.7	0.53	17.75	17.76	0.1	0.02
062	1972	BUIC	SKYL	350	8	2	1	12.42	12.36	-0.5	-0.06	20.25	20.79	2.7	0.54
			HARMONIC MEAN					13.10	13.89	6.1	0.79	19.98	20.52	2.7	0.54
FORD															
039	1970	FORD	TORI	302	8	2	1	14.02	14.31	2.1	0.29	22.99	22.61	-1.7	-0.38
040	1970	FORD	TORI	302	8	2	1	14.08	14.81	5.2	0.73	20.30	21.24	4.6	0.94
041	1971	FORD	TORI	351	8	2	1	12.71	13.51	6.3	0.80	19.13	19.61	2.5	0.47
042	1972	FORD	TORI	302	8	2	1	11.42	13.01	14.0	1.60	19.94	19.51	-2.1	-0.43
043	1971	MERC	MONT	351	8	2	1	12.13	13.36	10.2	1.23	19.31	20.02	3.7	0.71
044	1969	FORD	TORI	351	8	2	1	15.98	14.97	-6.3	-1.01	19.62	19.60	-0.1	-0.02
045	1969	MERC	MONT	302	8	2	1	14.31	15.24	6.5	0.93	21.23	21.76	2.5	0.52
046	1972	MERC	MONG	302	8	2	1	11.00	9.36	-14.9	-1.64	16.82	14.28	-15.1	-2.54
063	1972	FORD	TORI	351	8	2	1	12.60	13.29	5.4	0.69	20.44	20.38	-0.3	-0.05
064	1972	FORD	TORI	351	8	2	1	13.41	13.33	-0.6	-0.08	19.81	19.18	-3.2	-0.63
065	1969	FORD	TORI	351	8	4	1	14.72	14.89	1.2	0.18	19.97	19.60	-1.8	-0.36
066	1972	FORD	TORI	351	8	2	1	10.10	12.02	19.0	1.92	15.02	14.17	-5.7	-0.85
			HARMONIC MEAN					12.83	13.29	3.6	0.46	19.34	18.95	-2.0	-0.39
CHRYSLER															
047	1971	PLYM	SATE	318	8	2	1	14.17	14.71	3.8	0.54	21.00	23.44	11.6	2.44
048	1970	PLYM	BELV	318	8	2	1	12.48	13.92	11.6	1.45	18.33	19.21	4.9	0.89
049	1971	PLYM	SATE	383	8	2	1	11.56	11.69	1.1	0.13	16.89	16.64	-1.5	-0.25
050	1970	DODG	CHAR	383	8	2	1	15.05	13.51	-10.2	-1.53	17.95	19.88	10.8	1.93
051	1970	DODG	CORO	383	8	2	1	12.54	13.03	4.0	0.50	18.07	18.34	1.5	0.27
052	1969	PLYM	SATE	318	8	2	1	14.11	14.53	3.0	0.42	22.27	21.12	-5.2	-1.15
053	1969	DODG	CORO	318	8	2	1	13.40	15.41	15.0	2.01	19.42	19.96	2.8	0.54
			HARMONIC MEAN					13.23	13.73	3.8	0.50	18.98	19.60	3.3	0.63
			HARMONIC MEAN 34 INTERMEDIATES					13.03	13.64	4.7	0.61	19.54	19.75	1.1	0.21

APPENDIX Q - INSPECTION DEMONSTRATION PROJECT

DATA SUMMARY OF FEDERAL LOADED MODE TESTS ON INDIVIDUAL VEHICLES BEFORE AND AFTER RESTORATIVE MAINTENANCE

Legend

YEAR - Model Year

MAKE - Vehicle Make

MODEL - Vehicle Model

VEH - Vehicle Number

The following data consists of two items collected during the three modes of the Federal Loaded Mode Test before and after maintenance. The data items are:

CO - Carbon Monoxide Emissions in Per Cent

HC - Hydrocarbon Emissions in PPM/Hexane

The presented data is as follows:

IDLE 1 - Idle Mode before maintenance (VIP)

IDLE 2 - Idle Mode after Maintenance (ATL)

LO CRUISE1 - Low Speed Mode before maintenance (VIP)

LO CRUISE2 - Low Speed Mode after maintenance (ATL)

HI CRUISE1 - High Speed Mode before maintenance (VIP)

HI CRUISE2 - High Speed Mode after maintenance (ATL)

APPENDIX Q

MOTOR VEHICLE DIAGNOSTIC
INSPECTION DEMONSTRATION PROJECT

DATA SUMMARY OF FEDERAL LOADED MODE TEST ON
INDIVIDUAL VEHICLES BEFORE AND AFTER RESTORATIVE MAINTENANCE

26 COMPACTS

YEAR	MAKE	MODEL	VEH	IDLE 1 CO %	IDLE 1 HC PPM	IDLE 2 CO %	IDLE 2 HC PPM	LO CRUISE1 CO %	LO CRUISE1 HC PPM	LO CRUISE2 CO %	LO CRUISE2 HC PPM	HI CRUISE1 CO %	HI CRUISE1 HC PPM	HI CRUISE2 CO %	HI CRUISE2 HC PPM
GENERAL MOTORS															
1970	CHEV	NOVA	001	7.2	500	1.0	400	0.4	250	0.2	250	0.4	170	0.7	200
1969	CHEV	NOVA	002	7.2	286	0.5	270	0.3	150	0.2	200	0.2	50	0.2	50
1969	CHEV	NOVA	003	8.4	480	1.3	250	0.4	210	0.2	210	2.0	260	0.6	200
1970	CHEV	NOVA	004	10.0	500	0.7	165	5.0	300	0.9	120	3.0	220	2.4	180
1970	CHEV	NOVA	005	6.0	190	1.4	230	1.4	90	1.0	110	0.8	100	2.0	140
1970	CHEV	NOVA	006	6.4	290	1.8	350	1.0	270	0.1	210	2.6	270	0.3	235
1969	CHEV	NOVA	007	9.0	400	3.8	280	0.9	250	3.0	300	0.1	130	0.2	120
1970	CHEV	NOVA	008	6.2	250	0.5	350	1.6	150	0.8	140	1.4	250	1.5	150
1969	CHEV	NOVA	009	9.0	300	1.2	200	1.0	190	0.6	180	3.2	150	1.7	180
	MEAN			7.7	355	1.4	277	1.3	206	0.8	191	1.5	177	1.1	161
FORD															
1971	FORD	MAVE	011	2.4	230	1.2	170	1.2	550	1.2	290	0.8	210	1.0	200
1970	FORD	MAVE	012	6.2	260	5.5	70	6.0	300	0.4	170	6.2	230	1.0	145
1971	MERC	COME	013	8.0	360	0.6	150	0.5	200	0.4	250	0.5	200	0.4	235
1970	FORD	MAVE	014	2.7	650	0.5	125	2.5	200	0.4	215	1.1	150	0.2	175
1970	FORD	MAVE	015	7.2	180	4.0	260	0.2	190	0.3	220	0.2	120	0.1	110
1971	FORD	MAVE	016	7.4	280	3.0	570	0.7	260	1.0	390	0.2	150	0.2	200
1972	FORD	MAVE	017	8.0	240	4.0	285	0.2	150	1.1	240	0.4	90	0.3	95
1972	FORD	MAVE	018	5.0	200	1.2	140	0.2	100	0.3	120	0.2	150	0.3	170
	MEAN			5.9	300	2.5	221	1.4	243	0.6	236	1.2	162	0.4	166
CHRYSLER															
1969	DODG	DART	021	7.5	25	2.8	210	0.9	170	0.4	150	1.2	110	0.7	90
1969	PLYM	VALI	022	8.0	260	0.3	130	0.3	100	0.5	140	0.3	80	0.7	100
1971	PLYM	DUST	023	7.0	170	3.2	135	2.6	220	1.6	230	3.2	160	0.8	140
1970	DODG	DART	024	7.2	220	2.1	225	0.7	70	2.1	190	0.9	100	2.3	160
1971	PLYM	DUST	025	10.0	500	0.1	115	3.0	250	0.6	175	2.0	110	3.2	170
1972	DODG	DART	026	7.2	180	3.5	170	1.5	170	1.4	200	0.5	100	1.7	165
1969	DODG	DART	027	6.0	150	0.1	140	0.4	100	2.5	230	1.0	100	2.4	160
1972	DODG	DART	028	9.8	500	1.8	140	1.8	100	0.6	110	2.2	100	2.1	105
1972	PLYM	VALI	029	6.0	150	3.2	135	0.4	100	0.1	135	1.0	100	1.3	130
	MEAN			7.6	239	1.9	155	1.3	142	1.1	173	1.4	106	1.7	135
	MEAN 26 COMPACTS			7.1	298	1.9	217	1.3	195	0.8	199	1.4	148	1.1	154

34 INTERMEDIATES

YEAR	MAKE	MODEL	VEH	IDLE 1 CO %	IDLE 1 HC PPM	IDLE 2 CO %	IDLE 2 HC PPM	LO CRUISE1 CO %	LO CRUISE1 HC PPM	LO CRUISE2 CO %	LO CRUISE2 HC PPM	HI CRUISE1 CO %	HI CRUISE1 HC PPM	HI CRUISE2 CO %	HI CRUISE2 HC PPM
GENERAL MOTORS															
1970	CHEV	MALI	031	3.0	1000	2.6	370	0.4	300	0.2	95	1.0	180	0.6	100
1970	CHEV	CHEL	032	8.0	200	0.5	250	2.5	90	0.4	65	0.6	80	0.5	115
1971	CHEV	CHEL	033	6.0	200	2.5	310	2.8	130	3.4	230	2.0	120	3.4	190
1970	CHEV	CHEL	034	8.8	700	0.9	425	0.4	230	0.6	280	0.5	170	1.1	190
1969	CHEV	CHEL	035	3.0	1200	1.9	200	0.4	200	1.3	275	0.4	120	0.6	95
1971	CHEV	CHEL	036	4.0	280	1.0	335	0.7	150	0.3	100	5.0	190	0.6	115
1969	PONT	LEMA	037	6.4	200	1.1	140	2.4	300	0.7	215	0.4	100	0.4	90
1970	OLDS	CUTL	055	0.5	1200	2.0	180	0.7	1200	2.2	270	0.4	110	1.1	145
1970	BUIC	SKYL	056	6.0	250	1.0	180	4.2	250	1.1	190	0.6	150	0.3	95
1970	OLDS	CUTL	057	8.4	340	2.0	175	2.0	140	1.8	180	6.0	80	0.4	90
1969	BUIC	SKYL	058	6.5	150	1.2	105	0.2	80	0.2	110	0.2	70	0.2	90
1970	OLDS	CUTL	059	0.8	550	2.0	140	0.7	180	1.5	100	0.4	70	0.5	70
1972	BUIC	SKYL	060	7.2	280	2.3	190	0.5	180	0.5	185	0.3	100	0.3	95
1970	OLDS	CUTL	061	8.0	800	3.2	140	5.2	500	0.5	85	0.2	50	0.2	60
1972	BUIC	SKYL	062	7.0	200	1.1	140	0.4	100	0.3	150	0.2	50	0.3	70
	MEAN			5.6	503	1.7	218	1.6	268	1.0	168	1.2	109	0.7	107
FORD															
1970	FORD	TORI	039	3.0	340	4.2	300	0.3	240	0.5	270	0.4	220	0.9	240
1970	FORD	TORI	040	0.6	250	1.1	180	0.6	160	0.3	210	0.3	150	0.6	170
1971	FORD	TORI	041	10.0	240	2.9	220	0.4	100	0.5	170	0.2	120	1.0	180
1972	FORD	TORI	042	10.0	500	2.5	210	0.7	260	1.3	180	0.7	250	1.1	180
1971	MERC	MONT	043	7.4	150	1.6	130	0.4	60	0.3	90	0.2	70	0.6	110
1969	FORD	TORI	044	6.5	400	1.6	260	0.2	150	0.3	145	0.2	150	0.6	190
1969	MERC	MONT	045	7.2	300	2.0	360	0.6	300	0.4	300	0.4	200	0.3	190
1972	MERC	MONG	046	0.2	50	0.1	60	0.8	50	0.5	60	1.2	50	0.6	70
1972	FORD	TORI	063	4.4	100	0.7	100	0.4	100	0.3	160	0.4	100	0.6	160
1972	FORD	TORI	064	6.0	150	1.3	140	0.6	150	0.4	160	1.0	150	1.3	160
1969	FORD	TORI	065	8.2	350	2.6	295	0.4	200	0.6	260	0.4	200	0.9	250
1972	FORD	TORI	066	6.2	250	1.5	150	0.6	200	0.5	60	0.6	350	0.5	60
	MEAN			5.8	256	1.8	200	0.5	164	0.5	172	0.5	167	0.8	163
CHRYSLER															
1971	PLYM	SATE	047	1.0	120	1.3	150	0.5	150	0.2	170	0.8	140	0.8	150
1970	PLYM	BELV	048	1.1	350	5.5	215	4.6	380	3.3	245	5.5	290	0.3	90
1971	PLYM	SATE	049	8.0	100	2.8	165	0.1	50	0.1	35	0.4	50	0.9	65
1970	DODG	CHAR	050	0.7	2000	2.4	210	0.6	2000	0.2	75	0.2	2000	0.2	60
1970	DODG	CORO	051	6.6	200	0.3	135	0.1	100	0.2	65	1.0	150	0.6	90
1969	PLYM	SATE	052	6.4	200	1.7	225	0.6	200	0.3	85	0.4	250	0.4	80
1969	DODG	CORO	053	6.0	200	3.0	170	0.8	200	1.0	205	0.4	100	0.9	175
	MEAN			4.3	452	2.4	181	1.0	440	0.8	125	1.2	425	0.6	101
	MEAN 34 INTERMEDIATES			5.6	414	2.0	210	1.1	267	0.8	166	1.0	195	0.7	130

APPENDIX R - MOTOR VEHICLE DIAGNOSTIC INSPECTION DEMONSTRATION PROJECT

LISTING OF VEHICLE AND TEST PARAMETERS

Legend

VEH - Vehicle Number

YEAR - Model Year

MAKE - Vehicle Make

MODL - Vehicle Model

C - Number of Cylinders

CID - Engine Displacement in Cubic Inches

V - Number of Carburator Venturis

T - Transmission (1: Automatic; 3: 3-Speed Manual)

FT - Fuel Tank Capacity in Gallons

RPMR - Idle RPM, as received from owner

RPMS - Idle RPM, specs

RPMA - Idle RPM, after maintenance

DR - Ignition point dwell in degrees, as received from owner (99: electronic ignition)

DS - Ignition point dwell in degrees, spec (99: electronic ignition)

DA - Ignition point dwell in degrees, after maintenance (99: electronic ignition)

IGR - Ignition timing in degrees, as received (+ indicates before top dead center; - indicates after top dead center; 000 indicates top dead center)

IGS - Ignition timing in degrees, spec (+ indicates before top dead center; - indicates after top dead center; 000 indicates top dead center)

IGA - Ignition timing in degrees, after maintenance (+ indicates before top dead center; - indicates after top dead center; 000 indicates top dead center)

IHC - Idle Hydrocarbon Emissions in PPM/Hexane before maintenance

IHCA - Idle Hydrocarbon Emissions in PPM/Hexane after restorative maintenance

ICO - Idle Carbon Monoxide in %, before maintenance

ICOS - Idle Carbon Monoxide in %, specs (99.9: indicates no specified setting)

ICOA - Idle Carbon Monoxide in %, after maintenance

INRT - Dynomometer Inertia Weight Setting

RLHP - Road Load Horsepower Setting

L - Was 10% RLHP added to simulate air conditioning (1: Yes; 2: No)

P - PCV system operational (1: Yes; 2: No)

CS - Vehicle equipped with Canister Storage Evaporative Emissions Control (1: Yes; 2: No)

CC - Vehicle equipped with Crankcase Storage Evaporative Emissions Control (1: Yes; 2: No)

AP - Vehicle equipped with Air Pump (1: Yes; 2: No)

APPENDIX R

MOTOR VEHICLE DIAGNOSTIC
INSPECTION DEMONSTRATION PROJECT

LISTING OF VEHICLE AND TEST PARAMETERS

26 COMPACTS

VEH	YEAR	MAKE	MODL	C	CID	V	T	FT	RPMR	RPMS	RPMA	DR	DS	DA	IGR	IGS	IGA	IHC	IHCA	ICO	ICOS	ICOA	INRT	RLHP	L	P	CS	CC	AP
001	1970	CHEV	NOVA	8	307	2	1	19	0550	0600	0600	30	30	30	+08	+08	+08	600	400	3.6	99.9	0.5	3000	11.3	1	1	1	2	2
002	1969	CHEV	NOVA	6	230	1	1	19	0620	0550	0550	42	31	31	000	+04	+04	310	30	6.0	99.9	0.0	3000	11.3	1	1	2	2	2
003	1969	CHEV	NOVA	8	307	2	1	19	0480	0600	0600	32	32	32	+10	+02	+02	760	280	9.8	99.9	1.2	3000	11.3	1	1	2	2	2
004	1970	CHEV	NOVA	8	350	2	1	19	0560	0600	0600	30	30	30	-04	+04	+04	600	190	9.8	99.9	1.3	3000	10.3	2	1	2	2	2
005	1970	CHEV	NOVA	8	350	2	1	19	0620	0600	0600	33	30	30	+02	+04	+04	280	260	8.0	99.9	2.3	3000	11.3	1	1	2	2	2
006	1970	CHEV	NOVA	8	307	2	3	19	0830	0700	0700	33	30	30	-06	+02	+02	350	400	6.2	99.9	2.7	3000	10.3	2	1	2	2	2
007	1969	CHEV	NOVA	6	250	1	1	19	0480	0550	0550	34	34	34	+04	+04	+04	460	250	10.0	99.9	4.0	3000	10.3	2	1	2	2	2
008	1970	CHEV	NOVA	8	307	2	3	19	0640	0700	0700	32	31	31	+02	+02	+02	390	250	7.0	99.9	0.4	3000	11.3	1	1	2	2	2
009	1969	CHEV	NOVA	8	350	2	1	19	0540	0600	0600	30	30	30	+04	+04	+04	440	210	9.0	99.9	1.2	3000	11.3	1	1	2	2	2
011	1971	FORD	MAVE	6	250	1	1	16	0700	0650	0650	45	35	35	+06	+06	+06	210	150	1.7	1.5	0.4	2750	10.9	1	1	1	2	2
012	1970	FORD	MAVE	6	250	1	1	15	0600	0600	0600	43	39	39	+06	+06	+06	210	160	3.1	99.9	0.5	2750	10.9	1	1	2	2	2
013	1971	MERC	COME	8	302	2	1	15	0480	0575	0575	35	28	28	+05	+06	+06	230	140	4.6	99.9	0.4	3000	11.3	1	1	1	2	2
014	1970	FORD	MAVE	6	200	1	1	16	0700	0600	0600	39	39	39	+11	+06	+06	250	110	4.6	99.9	0.2	2750	10.9	1	1	2	2	2
015	1970	FORD	MAVE	6	200	1	1	16	0480	0600	0600	40	40	40	000	+06	+06	310	240	9.0	99.9	3.0	2750	10.9	1	1	2	2	2
016	1971	FORD	MAVE	6	200	1	1	16	0580	0600	0600	40	37	37	000	+06	+06	320	290	4.9	1.5	2.2	3000	10.3	2	1	2	2	2
017	1972	FORD	MAVE	6	200	1	1	15	0560	0550	0550	39	39	39	+06	+06	+06	420	270	9.6	1.2	3.2	3000	11.3	1	1	1	2	2
018	1972	FORD	MAVE	8	302	2	1	15	0600	0575	0575	30	30	30	+17	+06	+06	440	160	7.6	0.2	0.9	3000	11.3	1	1	1	2	2
021	1969	DODG	DART	6	225	1	1	18	0650	0650	0650	37	42	42	+01	000	000	290	160	9.0	99.9	0.6	3000	11.3	1	1	2	2	2
022	1969	PLYM	VALI	6	225	1	1	18	0530	0650	0650	39	42	42	+03	000	000	375	100	8.6	99.9	0.1	3000	11.3	1	1	2	2	2
023	1971	PLYM	DUST	8	318	2	3	16	0760	0750	0750	26	33	33	-02	+02	+02	90	100	5.8	99.9	1.3	3000	11.3	1	1	2	2	2
024	1970	DODG	DART	6	225	1	1	18	0660	0650	0650	45	45	45	+02	+02	+02	300	170	7.3	99.9	1.5	3000	11.3	1	1	2	2	2
025	1971	PLYM	DUST	6	225	1	1	16	1050	0750	0750	36	41	41	000	000	000	800	110	10.0	99.9	0.3	3000	11.3	1	1	2	2	2
026	1972	DODG	DART	8	318	2	1	16	0600	0750	0750	33	33	33	000	000	000	90	80	0.4	99.9	1.3	3000	11.3	1	1	1	2	2
027	1969	DODG	DART	6	225	1	1	18	0670	0650	0650	46	46	46	000	000	000	400	150	8.5	99.9	0.7	3000	11.3	1	1	2	2	2
028	1972	DODG	DART	6	225	1	1	16	0500	0700	0700	42	42	42	+07	000	000	230	120	10.0	1.0	1.2	3000	11.3	1	1	1	2	1
029	1972	PLYM	VALI	6	225	1	3	16	0780	0750	0750	43	43	43	+04	000	000	230	140	5.0	99.9	1.1	3000	11.3	1	1	1	2	2

34 INTERMEDIATES

VEH	YEAR	MAKE	MODL	C	CID	V	T	FT	RPMR	RPMS	RPMA	DR	DS	DA	IGR	IGS	IGA	IHC	IHCA	ICO	ICOS	ICOA	INRT	RLHP	L	P	CS	CC	AP
031	1970	CHEV	MALI	8	307	2	1	20	0500	0600	0600	36	30	30	+10	+08	+08	1800	420	3.5	99.9	1.8	3500	12.3	1	1	2	2	2
032	1970	CHEV	CHEL	8	350	2	1	20	0530	0600	0600	30	30	30	+04	+04	+04	340	160	9.8	99.9	0.9	3500	12.3	1	1	2	2	2
033	1971	CHEV	CHEL	8	350	4	1	20	0420	0600	0600	35	30	30	+02	+08	+08	375	320	5.2	99.9	2.6	3500	12.3	1	1	1	2	2
034	1970	CHEV	CHEL	8	307	2	1	20	0460	0600	0600	29	29	29	+11	+08	+08	900	460	9.0	99.9	0.4	3500	12.3	1	1	2	2	2
035	1969	CHEV	CHEL	6	230	1	3	20	0600	0700	0700	33	33	33	000	000	000	220	230	4.8	99.9	2.5	3500	12.3	1	1	2	2	2
036	1971	CHEV	CHEL	8	307	2	1	19	0550	0550	0550	29	29	29	+06	+08	+08	400	340	5.8	99.9	0.6	3500	12.3	1	1	1	2	2
037	1969	PONT	LEMA	8	350	2	1	22	0600	0650	0600	45	32	45	-04	+09	-04	250	170	6.0	99.9	1.4	3500	12.3	1	1	2	2	2
039	1970	FORD	TORI	8	302	2	1	19	0820	0575	0575	32	29	29	+09	+06	+06	330	330	5.3	99.9	3.7	3500	12.3	1	1	2	2	2
040	1970	FORD	TORI	8	302	2	1	19	0480	0575	0575	33	29	29	-02	+06	+06	380	260	7.9	99.9	2.8	3500	12.3	1	1	2	2	2
041	1971	FORD	TORI	8	351	2	1	20	0520	0650	0650	32	28	28	000	+06	+06	300	200	8.8	0.2	2.2	3500	12.3	1	1	2	2	2
042	1972	FORD	TORI	8	302	2	1	19	0630	0575	0575	33	29	29	+16	+06	+06	440	280	10.0	0.2	2.7	3500	12.3	1	1	2	2	2
043	1971	MERC	MONT	8	351	2	1	20	0580	0650	0650	35	30	30	+04	+06	+06	250	140	8.5	0.2	1.2	3500	12.3	1	1	2	2	2
044	1969	FORD	TORI	8	351	2	1	20	0480	0550	0550	26	26	26	+06	+06	+06	600	300	7.4	99.9	1.9	4000	13.2	1	1	2	2	2
045	1969	MERC	MONT	8	302	2	1	20	0660	0550	0550	29	29	29	-02	+06	+06	380	420	6.0	99.9	3.0	3500	12.3	1	1	2	2	2
046	1972	MERC	MONG	8	302	2	1	23	0420	0575	0575	45	26	26	+08	+06	+06	280	80	0.1	0.5	0.1	4000	13.2	1	1	1	2	2
047	1971	PLYM	SATE	8	318	2	1	21	0800	0700	0700	20	32	32	000	000	000	120	100	1.1	99.9	0.7	3500	12.3	1	1	2	1	2
048	1970	PLYM	BELV	8	318	2	1	20	0590	0700	0700	33	33	33	-10	000	000	60	90	1.8	99.9	2.0	4000	13.2	1	1	2	2	2
049	1971	PLYM	SATE	8	383	2	1	21	0700	0700	0700	30	30	30	000	000	000	180	110	2.0	99.9	1.0	3500	12.3	1	1	2	2	2
050	1970	DODG	CHAR	8	383	2	1	19	0540	0650	0650	24	31	31	+13	+03	+03	1000	200	3.0	99.9	2.8	3500	12.3	1	1	2	2	2
051	1970	DODG	CORO	8	383	2	1	19	0540	0650	0650	30	30	30	-02	+02	+02	360	170	9.0	99.9	0.7	4000	13.2	1	1	2	2	2
052	1969	PLYM	SATE	8	318	2	1	21	0800	0650	0650	30	30	30	000	000	000	340	250	6.6	99.9	2.3	3500	12.3	1	1	2	2	2
053	1969	DODG	CORO	8	318	2	1	21	0700	0650	0650	31	31	31	+02	000	000	150	140	6.2	99.9	1.6	3500	12.3	1	1	2	2	2
055	1970	OLDS	CUTL	8	350	2	1	20	0590	0575	0575	22	30	30	+10	+10	+10	1600	160	1.2	99.9	0.7	4000	13.2	1	1	2	2	2
056	1970	BUIC	SKYL	8	350	4	1	20	0680	0600	0600	30	30	30	+06	+06	+06	370	230	7.2	99.9	1.2	3500	12.3	1	1	2	2	2
057	1970	OLDS	CUTL	8	350	2	1	20	0480	0575	0575	28	30	30	+04	+10	+10	400	200	10.0	1.0	2.4	3500	12.3	1	1	2	2	2
058	1969	BUIC	SKYL	8	350	2	1	20	0550	0550	0550	31	31	31	+02	000	000	250	140	8.0	99.9	2.0	3500	12.3	1	1	2	2	2
059	1970	OLDS	CUTL	8	350	2	1	20	0520	0575	0575	32	30	30	+06	+10	+10	800	165	0.1	1.0	1.5	4000	13.2	1	1	2	2	2
060	1972	BUIC	SKYL	8	350	2	1	19	0570	0650	0650	30	30	30	+04	+04	+04	290	180	5.5	99.9	1.7	3500	12.3	1	1	1	2	2
061	1970	OLDS	CUTL	8	350	4	1	20	0700	0575	0575	35	30	30	+10	+10	+10	180	200	3.6	1.0	1.4	4000	13.2	1	1	2	2	2
062	1972	BUIC	SKYL	8	350	2	1	19	0520	0650	0650	99	99	99	+04	+04	+04	400	180	7.2	99.9	1.3	3500	12.3	1	1	1	2	2
063	1972	FORD	TORI	8	351	2	1	23	0540	0575	0575	32	29	29	+03	+06	+06	200	130	6.8	0.5	0.8	4000	13.2	1	1	1	2	2
064	1972	FORD	TORI	8	351	2	1	21	0520	0575	0575	34	30	30	+04	+06	+06	200	100	7.0	0.5	0.5	4000	13.2	1	1	1	2	2
065	1969	FORD	TORI	8	351	4	1	20	0510	0550	0550	30	30	30	+01	+06	+06	400	380	6.0	99.9	2.0	3500	12.3	1	1	2	2	2
066	1972	FORD	TORI	8	351	2	1	21	0520	0575	0575	28	28	28	+03	+06	+06	280	170	8.0	0.5	1.0	4000	13.2	1	1	1	2	2

APPENDIX S

MOTOR VEHICLE DIAGNOSTIC
INSPECTION DEMONSTRATION PROJECT

MECHANICS LOG

Legend

Each vehicle in the mechanics log is identified by Vehicle Number, Model Year, Make, Model, and Engine Displacement in cubic inches.

Following this are the three sections listing adjustments to the engine; parts installed; and the labor required to identify problems, make adjustments, and install parts.

Adjustments

Each item is described by the following three entries:

Manufacturers Specification - The setting for the item as specified by the manufacturer. (- indicates no specification)

As Received - The measured value of the item before any maintenance was performed.

Adjusted To - The value set by the mechanic during the course of restorative maintenance. (- indicates no change from As Received setting)

The following items were examined and adjusted as required:

Idle RPM - D following the RPM indicates reading taken with transmission in Drive. N indicates reading taken with transmission in Neutral.

Timing - Ignition timing in degrees, (+ indicates before Top Dead Center, - indicates after Top Dead Center, TDC indicates Top Dead Center)

Dwell - Ignition point dwell in degrees.

Fast Idle RPM - Idle RPM during choke operation.

Choke - Rich indicates number of notches toward richer operation from index mark, Lean indicates number of notches toward leaner operation from index mark.

Idle Air Fuel Ratio - Carburetor air-fuel ratio setting, expressed in terms of Carbon Monoxide Concentration, in mole percent, in tail pipe exhaust.

Parts

This section identifies parts installed during the course of restorative maintenance. The parts are described by name, part number, quantity installed, and retail price.

Labor

Labor is in hours and includes time required to diagnose problem areas, make adjustments, and install parts.

APPENDIX S

MOTOR VEHICLE DIAGNOSTIC
INSPECTION DEMONSTRATION PROJECT

MECHANICS LOG

---

001 1970 CHEV NOVA 307

Adjustments	Manufacturers Specification	As Received	Adjusted To
Idle RPM	600D	550D	600D
Timing	+8	+8	-
Dwell	29-31	30	-
Fast Idle RPM	2000-2400	1200	2000
Choke	Non-Adjustable		
Idle Air Fuel Ratio	-	3.6%	0.5%

Parts	Part No.	QTY	Price
None			

Labor 0.6 Hours

---

002 1969 CHEV NOVA 230

Adjustment	Manufacturers Specification	As Received	Adjusted To
Idle RPM	550D	620D	550D
Timing	+4	TDC	+4
Dwell	31-34	42	31
Fast Idle RPM	2400	2600	2400
Choke	Non-Adjustable		
Idle Air Fuel Ratio	-	6.0%	0.04%

Parts	Part No.	QTY	Price
None			

Labor 1.1 Hours

APPENDIX S (CONT.)

MOTOR VEHICLE DIAGNOSTIC
INSPECTION DEMONSTRATION PROJECT

MECHANICS LOG

---

003 1969 CHEV NOVA 307

Adjustments	Manufacturers Specification	As Received	Adjusted To
Idle RPM	600D	480D	600D
Timing	+2	+10	+2
Dwell	28-32	32	-
Fast Idle RPM	1800	2000	1800
Choke	Non-Adjustable		
Idle Air Fuel Ratio	-	9.8%	1.2%

Parts	Part No.	QTY	Price
Air Cl. Temp. Sensor	779-900	1	4.76

Labor 1.0 Hours

---

004 1970 CHEV NOVA 350

Adjustment	Manufacturers Specification	As Received	Adjusted To
Idle RPM	600D	560D	600D
Timing	+4	-4	+4
Dwell	29-31	30	30
Fast Idle RPM	2000-2400	2500	2000
Choke	Non-Adjustable		
Idle Air Fuel Ratio	-	9.8%	1.3%

Parts	Part No.	QTY	Price
Points	31-14	1	2.99

Labor 1.1 Hours

APPENDIX S (CONT.)

MOTOR VEHICLE DIAGNOSTIC
INSPECTION DEMONSTRATION PROJECT

MECHANICS LOG

---

005 1970 CHEV NOVA 350

Adjustments	Manufacturers Specification	As Received	Adjusted To
Idle RPM	600D	620D	600D
Timing	+4	+2	+4
Dwell	29-31	33	30
Fast Idle RPM	2000-2400	2150	-
Choke	Non-Adjustable		
Idle Air Fuel Ratio	-	8.0%	2.3%

Parts	Part No.	QTY	Price
None			

Labor 1.0 Hours

---

006 1970 CHEV NOVA 307

Adjustments	Manufacturers Specification	As Received	Adjusted To
Idle RPM	700	830	700
Timing	+2	-6	+2
Dwell	29-31	33	30
Fast Idle RPM	2000-2400	1700	2000
Choke	Non-Adjustable		
Idle Air Fuel Ratio	-	6.2%	2.7%

Parts	Part No.	QTY	Price
None			

Labor 1.0 Hours

MOTOR VEHICLE DIAGNOSTIC
INSPECTION DEMONSTRATION PROJECT

MECHANICS LOG

---

007 1969 CHEV NOVA 250

Adjustments	Manufacturers Specification	As Received	Adjusted To
Idle RPM	550D	480D	550D
Timing	+4	+4	-
Dwell	31-34	34	-
Fast Idle RPM	2400	2400	-
Choke	Non-Adjustable		
Idle Air Fuel Ratio	-	10.0%	4.0%

Parts	Part No.	QTY	Price
None			

Labor 0.9 Hours

---

008 1970 CHEV NOVA 307

Adjustment	Manufacturers Specification	As Received	Adjusted To
Idle RPM	700N	640N	700N
Timing	+2	+2	-
Dwell	29-31	32	31
Fast Idle RPM	2000-2400	1300	1350
Choke	Non-Adjustable		
Idle Air Fuel Ratio	-	7.0%	0.45%

Parts	Part No.	QTY	Price
None			

Labor 0.8 Hours

APPENDIX S (CONT.)

MOTOR VEHICLE DIAGNOSTIC
INSPECTION DEMONSTRATION PROJECT

MECHANICS LOG

---

009 1969 CHEV NOVA 350

Adjustments	Manufacturers Specification	As Received	Adjusted To
Idle RPM	600D	540D	600D
Timing	+4	+4	-
Dwell	28-32	30	-
Fast Idle RPM	2400	2900	2400
Choke	Non-Adjustable		
Idle Air Fuel Ratio	-	9.0%	1.2%

Parts	Part No.	QTY	Price
None			

Labor 0.7 Hours

---

011 1971 FORD MAVE 250

Adjustments	Manufacturers Specification	As Received	Adjusted To
Idle RPM	650D	700D	650D
Timing	+6	+6	-
Dwell	33-38	45	35
Fast Idle RPM	1600	1500	1600
Choke	1 Rich	1 Lean	1 Rich
Idle Air Fuel Ratio	1.5%	1.75%	0.4%

Parts	Part No.	QTY	Price
Spark Plugs	BF-82	6	4.80
Points	31-23	1	2.50
Rotor	32-37	1	1.65
Dist. Cap	33-44	1	3.08
Tax			.56
			12.59

Labor 1.4 Hours

MOTOR VEHICLE DIAGNOSTIC
INSPECTION DEMONSTRATION PROJECT

MECHANICS LOG

---

012 1970 FORD MAVE 250

Adjustments	Manufacturers Specification	As Received	Adjusted To
Idle RPM	600D	600D	-
Timing	+6	+6	-
Dwell	35-40	43	39
Fast Idle RPM	-	-	-
Choke	1 Rich	1 Lean	1 Rich
Idle Air Fuel Ratio	-	3.1%	0.5%

Parts	Part No.	QTY	Price
Spark Plugs	BF-82	6	4.80
Points	31-23	1	2.50
Dist. Cap	33-44	1	3.08
Tax			.52
			10.90

Labor 1.4 Hours

---

013 1971 MERC COME 302

Adjustment	Manufacturers Specification	As Received	Adjusted To
Idle RPM	575D	480D	575D
Timing	+6	+5	+6
Dwell	24-29	35	28
Fast Idle RPM	1500	1250	1500
Choke	1 Rich	Index	1 Rich
Idle Air Fuel Ratio	-	4.6%	0.4%

Parts	Part No.	QTY	Price
None			

Labor 0.8 Hours

MOTOR VEHICLE DIAGNOSTIC
INSPECTION DEMONSTRATION PROJECT

MECHANICS LOG

---

014 1970 FORD MAVE 200

Adjustments	Manufacturers Specification	As Received	Adjusted To
Idle RPM	600D	700D	600D
Timing	+6	+11	+6
Dwell	35-40	39	-
Fast Idle RPM	-	-	-
Choke	Index	Index	-
Idle Air Fuel Ratio	-	4.6%	0.2%

Parts	Part No.	QTY	Price
None			

Labor 0.8 Hours

---

015 1970 FORD MAVE 200

Adjustments	Manufacturers Specification	As Received	Adjusted To
Idle RPM	600D	480D	600D
Timing	+6	TDC	+6
Dwell	35-40	40	-
Fast Idle RPM	-	-	-
Choke	Index	Index	-
Idle Air Fuel Ratio	-	9.0%	3.0%

Parts	Part No.	QTY	Price
None			

Labor 0.8 Hours

MOTOR VEHICLE DIAGNOSTIC
INSPECTION DEMONSTRATION PROJECT

MECHANICS LOG

---

016 1971 FORD MAVE 200

Adjustments	Manufacturers Specification	As Received	Adjusted To
Idle RPM	600D	580D	600D
Timing	+6	TDC	+6
Dwell	33-38	40	37
Fast Idle RPM	2000	2000	-
Choke	Index	Index	-
Idle Air Fuel Ratio	1.5%	4.9%	2.2%

Parts	Part No.	QTY	Price
None			

Labor 0.9 Hours

---

017 1972 FORD MAVE 200

Adjustment	Manufacturers Specification	As Received	Adjusted To
Idle RPM	550D	560D	550D
Timing	+6	+6	-
Dwell	35-39	39	-
Fast Idle RPM	2000	1800	2000
Choke	1 Rich	Index	1 Rich
Idle Air Fuel Ratio	1.2%	9.6%	3.2%

Parts	Part No.	QTY	Price
None			

Labor 0.8%

MOTOR VEHICLE DIAGNOSTIC
INSPECTION DEMONSTRATION PROJECT

MECHANICS LOG

---

018 1972 FORD MAVE 302

Adjustments	Manufacturers Specification	As Received	Adjusted To
Idle RPM	575D	600D	575D
Timing	+6	+17	+6
Dwell	26-30	30	-
Fast Idle RPM	1400	1600	1400
Choke	1 Rich	1 Rich	-
Idle Air Fuel Ratio	0.19%	7.6%	0.9%

Parts	Part No.	QTY	Price
None			

Labor 0.8 Hours

---

021 1969 DODG DART 225

Adjustment	Manufacturers Specification	As Received	Adjusted To
Idle RPM	650N	650N	-
Timing	TDC	+1	TDC
Dwell	42-47	37	42
Fast Idle RPM	1800	1800	-
Choke	Non-Adjustable		
Idle Air Fuel Ratio	-	9.0%	0.6%

Parts	Part No.	QTY	Price
Points	31-12	1	1.77
Rotor	34-11	1	.75
Tax			.13
			2.65

Labor 1.0 Hours

MOTOR VEHICLE DIAGNOSTIC
INSPECTION DEMONSTRATION PROJECT

MECHANICS LOG

---

022 1969 PLYM VALI 225

Adjustments	Manufacturers Specification	As Received	Adjusted To
Idle RPM	650D	530D	650D
Timing	TDC	+3	TDC
Dwell	42-47	39	42
Fast Idle RPM	1800	1000	1800
Choke	2 Rich	2 Rich	-
Idle Air Fuel Ratio	-	8.6%	0.15%

Parts	Part No.	QTY	Price
None			

Labor 1.2 Hours

---

023 1971 PLYM DUST 318

Adjustments	Manufacturers Specification	As Received	Adjusted To
Idle RPM	750N	760N	750N
Timing	TDC±2	-2	+2
Dwell	30-34	26	33
Fast Idle RPM	1600	1600	-
Choke	Index	Index	-
Idle Air Fuel Ratio	-	5.8%	1.3%

Parts	Part No.	QTY	Price
Points	31-12	1	1.77
Condenser	32-9R	1	.88
Tax			.13
			2.78

Labor 1.0 Hours

MOTOR VEHICLE DIAGNOSTIC
INSPECTION DEMONSTRATION PROJECT

MECHANICS LOG

---

024 1970 DODG DART 225

Adjustments	Manufacturers Specification	As Received	Adjusted To
Idle RPM	650N	660N	650N
Timing	TDC±2	+2	-
Dwell	41-46	45	-
Fast Idle RPM	1800	1300	1800
Choke	2 Rich	2 Rich	-
Idle Air Fuel Ratio	-	7.3%	1.5%

Parts	Part No.	QTY	Price
Points	31-12	1	1.77
Air Filter	CA-146-PL	1	3.20
Tax			.25
			5.22

Labor 1.1 Hours

---

025 1971 PLYM DUST 225

Adjustment	Manufacturers Specification	As Received	Adjusted To
Idle RPM	750N	1050N	750N
Timing	TDC±2	TDC	-
Dwell	41-46	36	41
Fast Idle RPM	1900	1500	1900
Choke	2 Rich	2 Rich	-
Idle Air Fuel Ratio	-	10.0%	0.25%

Parts	Part No.	QTY	Price
Carburator	1-207	1	34.42

Labor 1.2 Hours

MOTOR VEHICLE DIAGNOSTIC
INSPECTION DEMONSTRATION PROJECT

MECHANICS LOG

---

026 1972 DODG DART 318

Adjustments	Manufacturers Specification	As Received	Adjusted To
Idle RPM	750N	600N	750N
Timing	TDC±2	TDC	-
Dwell	30-34	33	-
Fast Idle RPM	1700	1700	-
Choke	Non-Adjustable		
Idle Air Fuel Ratio	-	0.4%	1.3%

Parts	Part No.	QTY	Price
None			

Labor 0.8 Hours

---

027 1969 DODG DART 225

Adjustment	Manufacturers Specification	As Received	Adjusted To
Idle RPM	650N	670N	650N
Timing	TDC	TDC	-
Dwell	42-47	46	-
Fast Idle RPM	1800	1400	1800
Choke	2 Rich	2 Rich	-
Idle Air Fuel Ratio	-	8.5%	0.7%

Parts	Part No.	QTY	Price
None			

Labor 0.6 Hours

APPENDIX S (CONT.)

MOTOR VEHICLE DIAGNOSTIC
INSPECTION DEMONSTRATION PROJECT

MECHANICS LOG

---

028 1972 DODG DART 225

Adjustments	Manufacturers Specification	As Received	Adjusted To
Idle RPM	700N	500N	700N
Timing	TDC±2	+7	TDC
Dwell	41-46	42	-
Fast Idle RPM	2000	1600	2000
Choke	Non-Adjustable		
Idle Air Fuel Ratio	1.0%	10.0%	1.2%

Parts	Part No.	QTY	Price
None			

Labor0.7 Hours

---

029 1972 PLYM VALI 225

Adjustment	Manufacturers Specification	As Received	Adjusted To
Idle RPM	750N	780N	750N
Timing	TDC±2	+4	TDC
Dwell	41-46	43	-
Fast Idle RPM	2000	1800	2000
Choke	Non-Adjustable		
Idle Air Fuel Ratio	-	5.0%	1.1%

Parts	Part No.	QTY	Price
None			

Labor 0.6 Hours

MOTOR VEHICLE DIAGNOSTIC
INSPECTION DEMONSTRATION PROJECT

MECHANICS LOG

---

031 1970 CHEV MALI 307

Adjustments	Manufacturers Specification	As Received	Adjusted To
Idle RPM	600D	500D	600D
Timing	+8	+10	+8
Dwell	28-32	36	30
Fast Idle RPM	1800	800	1800
Choke	Non-Adjustable		
Idle Air Fuel Ratio	-	3.5%	1.8%

Parts	Part No.	QTY	Price
Spark Plugs	AC-45	8	6.40
Dist. Cap	33-28	1	4.17
Rotor	34-39	1	1.35
Points	31-14	1	3.24
Sp. Plug End		1	.10
Tax			.32
			15.58

Labor 1.3 Hours

---

032 1970 CHEV CHEL 350

Adjustment	Manufacturers Specification	As Received	Adjusted To
Idle RPM	600D	530D	600D
Timing	+4	+4	-
Dwell	29-31	30	-
Fast Idle RPM	2000	1700	2000
Choke	Non-Adjustable		
Idle Air Fuel Ratio	-	9.8%	0.9%

Parts	Part No.	QTY	Price
None			

Labor 1.0 Hours

APPENDIX S (CONT.)

MOTOR VEHICLE DIAGNOSTIC
INSPECTION DEMONSTRATION PROJECT

MECHANICS LOG

---

033 1971 CHEV CHEL 350

Adjustments	Manufacturers Specification	As Received	Adjusted To
Idle RPM	600D	420D	600D
Timing	+8	+2	+8
Dwell	30	35	30
Fast Idle RPM	1500	1200	1500
Choke	Non-Adjustable		
Idle Air Fuel Ratio	-	5.2%	2.6%

Parts	Part No.	QTY	Price
None			

Labor 0.9 Hours

---

034 1970 CHEV CHEL 307

Adjustments	Manufacturers Specification	As Received	Adjusted To
Idle RPM	600D	460D	600D
Timing	+8	+11	+8
Dwell	29-31	29	-
Fast Idle RPM	2000	1000	2000
Choke	Non-Adjustable		
Idle Air Fuel Ratio	-	9.0%	0.4%

Parts	Part No.	QTY	Price
None			

Labor 1.2 Hours

MOTOR VEHICLE DIAGNOSTIC
INSPECTION DEMONSTRATION PROJECT

MECHANICS LOG

---

035 1969 CHEV CHEL 230

Adjustments	Manufacturers Specification	As Received	Adjusted To
Idle RPM	700N	600N	700N
Timing	TDC	TDC	-
Dwell	31-34	33	-
Fast Idle RPM	2400	3000	2400
Choke	Non-Adjustable		
Idle Air Fuel Ratio	-	4.8%	2.5%

Parts	Part No.	QTY	Price
Spark Plugs	RN-12-Y	6	6.93

Labor 0.8 Hours

---

036 1971 CHEV CHEL 307

Adjustments	Manufacturers Specification	As Received	Adjusted To
Idle RPM	550D	550D	-
Timing	+8	+6	+8
Dwell	29-31	29	-
Fast Idle RPM	-	-	-
Choke	Non-Adjustable		
Idle Air Fuel Ratio	-	5.8%	0.6%

Parts	Part No.	QTY	Price
None			

Labor 0.8 Hours

APPENDIX S (CONT.)

MOTOR VEHICLE DIAGNOSTIC
INSPECTION DEMONSTRATION PROJECT

MECHANICS LOG

---

037 1969 PONT LEMA 350 (Altered Ignition System)

Adjustments	Manufacturers Specification	As Received	Adjusted To
Idle RPM	650D	600D	-
Timing	+9	-4	-
Dwell	28-32	45	-
Fast Idle RPM	-	-	-
Choke	Non-Adjustable		
Idle Air Fuel Ratio	-	6.0%	1.4%

Parts	Part No.	QTY	Price
None			

Labor 0.7 Hours

---

039 1970 FORD TORI 302

Adjustments	Manufacturers Specification	As Received	Adjusted To
Idle RPM	575D	820D	575D
Timing	+6	+9	+6
Dwell	24-29	32	29
Fast Idle RPM	1500	1650	1500
Choke	1 Rich	Index	1 Rich
Idle Air Fuel Ratio	-	5.3%	3.7%

Parts	Part No.	QTY	Price
Carburetor	1-156	1	40.28

Labor 0.9 Hours

MOTOR VEHICLE DIAGNOSTIC
INSPECTION DEMONSTRATION PROJECT

MECHANICS LOG

---

040 1970 FORD TORI 302

Adjustments	Manufacturers Specification	As Received	Adjusted To
Idle RPM	575D	480D	575D
Timing	+6	-2	+6
Dwell	24-29	33	29
Fast Idle RPM	1500	1600	1500
Choke	1 Rich	1 Lean	1 Rich
Idle Air Fuel Ratio	-	7.9%	2.8%

Parts	Part No.	QTY	Price
Points	31-25	1	2.50
Spark Plugs	BF-42	8	6.40
Tax			.45
			9.35

Labor 1.0 Hours

---

041 1971 FORD TORI 351

Adjustments	Manufacturers Specification	As Received	Adjusted To
Idle RPM	650D	520D	650D
Timing	+6	TDC	+6
Dwell	24-29	32	28
Fast Idle RPM	1600	1800	-
Choke	1 Rich	3 Rich	1 Rich
Idle Air Fuel Ratio	0.2%	8.8%	2.2%

Parts	Part No.	QTY	Price
None			

Labor 1.2 Hours

APPENDIX S (CONT.)

MOTOR VEHICLE DIAGNOSTIC
INSPECTION DEMONSTRATION PROJECT

MECHANICS LOG

---

042 1972 FORD TORI 302

Adjustments	Manufacturers Specification	As Received	Adjusted To
Idle RPM	575D	630D	575D
Timing	+6	+16	+6
Dwell	26-30	33	29
Fast Idle RPM	1400	1700	1400
Choke	1 Rich	1 Rich	-
Idle Air Fuel Ratio	0.19%	>10%	2.7%

Parts	Part No.	QTY	Price
None			

Labor 0.9 Hours

---

043 1971 MERC MONT 351

Adjustments	Manufacturers Specification	As Received	Adjusted To
Idle RPM	650D	580D	650D
Timing	+6	+4	+6
Dwell	27-32	35	30
Fast Idle RPM	1600	1300	1600
Choke	1 Rich	1 Rich	-
Idle Air Fuel Ratio	0.2%	8.5%	1.2%

Parts	Part No.	QTY	Price
None			

Labor 0.8 Hours

APPENDIX S (CONT.)

MOTOR VEHICLE DIAGNOSTIC
INSPECTION DEMONSTRATION PROJECT

MECHANICS LOG

---

044 1969 FORD TORI 351

Adjustments	Manufacturers Specification	As Received	Adjusted To
Idle RPM	550D	480D	550D
Timing	+6	+6	-
Dwell	26-31	26	-
Fast Idle RPM	1600	1500	1600
Choke	1 Lean	2 Rich	1 Lean
Idle Air Fuel Ratio	-	7.4%	1.9%

Parts	Part No.	QTY	Price
None			

Labor 0.75 Hours

---

045 1969 MERC MONT 302

Adjustments	Manufacturers Specification	As Received	Adjusted To
Idle RPM	550D	660D	550D
Timing	+6	-2	+6
Dwell	24-29	29	-
Fast Idle RPM	1600	1400	1600
Choke	Index	Index	-
Idle Air Fuel Ratio	-	6.0%	3.0%

Parts	Part No.	QTY	Price
None			

Labor 0.7 Hours

MOTOR VEHICLE DIAGNOSTIC
INSPECTION DEMONSTRATION PROJECT

MECHANICS LOG

---

046 1972 MERC MONG 302

Adjustments	Manufacturers Specification	As Received	Adjusted To
Idle RPM	575D	420D	575D
Timing	+6	+8	+6
Dwell	26-30	45	26
Fast Idle RPM	1400	1300	1400
Choke	1 Rich	1 Rich	-
Idle Air Fuel Ratio	0.5%	0.12%	0.15%

Parts	Part No.	QTY	Price
Points	31-25	1	2.63

Labor 0.7 Hours

---

047 1971 PLYM SATE 318

Adjustments	Manufacturers Specification	As Received	Adjusted To
Idle RPM	700N	800N	700N
Timing	TDC	TDC	-
Dwell	30-34	20	32
Fast Idle RPM	1900	1600	1900
Choke	Non-Adjustable		
Idle Air Fuel Ratio	-	1.1%	0.7%

Parts	Part No.	QTY	Price
Air Filter	CA-160-PL	1	3.52
Points	31-12	1	1.77
Tax			.26
			5.55

Labor 1.1 Hours

APPENDIX S (CONT.)

MOTOR VEHICLE DIAGNOSTIC
INSPECTION DEMONSTRATION PROJECT

MECHANICS LOG

---

048 1970 PLYM BELV 318

Adjustments	Manufacturers Specification	As Received	Adjusted To
Idle RPM	700N	590N	700N
Timing	TDC	-10	TDC
Dwell	30-34	33	-
Fast Idle RPM	2000	1800	2000
Choke	Index	Index	-
Idle Air Fuel Ratio	-	1.8%	2.0%

Parts	Part No.	QTY	Price
None			

Labor 1.2 Hours

---

049 1971 PLYM SATE 383

Adjustments	Manufacturers Specification	As Received	Adjusted To
Idle RPM	700N	700N	-
Timing	TDC±2	TDC	-
Dwell	28-32	30	-
Fast Idle RPM	1700	1700	-
Choke	2 Rich	2 Rich	-
Idle Air Fuel Ratio	-	2.0%	1.0%

Parts	Part No.	QTY	Price
None			

Labor 1.0 Hours

APPENDIX S (CONT.)

MOTOR VEHICLE DIAGNOSTIC
INSPECTION DEMONSTRATION PROJECT

MECHANICS LOG

---

050 1970 DODG CHAR 383

Adjustments	Manufacturers Specification	As Received	Adjusted To
Idle RPM	650N	540N	650N
Timing	+2±2	+13	+4
Dwell	28-32	24	31
Fast Idle RPM	1700	1100	1700
Choke	2 Rich	2 Rich	-
Idle Air Fuel Ratio	-	3.0%	2.8%

Parts	Part No.	QTY	Price
Dist. Cap	33-17	1	2.50
Plug Wire Set	18-73	1	9.68
Tax			.61
			12.79

Labor 1.3 Hours

---

051 1970 DODG CORO 383

Adjustments	Manufacturers Specification	As Received	Adjusted To
Idle RPM	650D	540D	650D
Timing	+2±2	-2	+2
Dwell	28-32	30	-
Fast Idle RPM	1700	1500	1700
Choke	2 Rich	2 Rich	-
Idle Air Fuel Ratio	-	9.0%	0.7%

Parts	Part No.	QTY	Price
None			

Labor 0.8 Hours

MOTOR VEHICLE DIAGNOSTIC
INSPECTION DEMONSTRATION PROJECT

MECHANICS LOG

---

052 1969 PLYM SATE 318

Adjustments	Manufacturers Specification	As Received	Adjusted To
Idle RPM	650N	800N	650N
Timing	TDC	TDC	-
Dwell	30-34	30	-
Fast Idle RPM	1700	1400	1700
Choke	Index	Index	-
Idle Air Fuel Ratio	-	6.6%	2.3%

Parts	Part No.	QTY	Price
Points	31-12	1	1.77
Condenser	32-4R	1	.88
Tax			.13
			2.78

Labor 0.9 Hours

---

053 1969 DODG CORO 318

Adjustments	Manufacturers Specification	As Received	Adjusted To
Idle RPM	650N	700N	650N
Timing	TDC	+2	TDC
Dwell	30-34	31	-
Fast Idle RPM	1700	1500	1700
Choke	Index	Index	-
Idle Air Fuel Ratio	-	6.2%	1.6%

Parts	Part No.	QTY	Price
None			

Labor 0.7 Hours

APPENDIX S (CONT.)

MOTOR VEHICLE DIAGNOSTIC
INSPECTION DEMONSTRATION PROJECT

MECHANICS LOG

---

055 1970 OLDS CUTL 350

Adjustments	Manufacturers Specification	As Received	Adjusted To
Idle RPM	575D	590D	575D
Timing	+10	+10	-
Dwell	30	22	30
Fast Idle RPM	900N	720N	900N
Choke	Index	Index	-
Idle Air Fuel Ratio	-	1.2%	0.7%

Parts	Part No.	QTY	Price
Spark Plugs	J-18-Y	8	6.40

Labor 1.35 Hours

---

056 1970 BUIC SKYL 350

Adjustments	Manufacturers Specification	As Received	Adjusted To
Idle RPM	600D	680D	600D
Timing	+6	+6	-
Dwell	29-31	30	-
Fast Idle RPM	650D	650D	-
Choke	Non-Adjustable		
Idle Air Fuel Ratio	-	7.2%	1.2%

Parts	Part No.	QTY	Price
None			

Labor 0.6 Hours

MOTOR VEHICLE DIAGNOSTIC
INSPECTION DEMONSTRATION PROJECT

MECHANICS LOG

---

057 1970 OLDS CUTL 350

Adjustments	Manufacturers Specification	As Received	Adjusted To
Idle RPM	575D	480D	575D
Timing	+10	+4	+10
Dwell	30	28	30
Fast Idle RPM	900N	900N	-
Choke	Index	Index	-
Idle Air Fuel Ratio	1.0%	10.0%	2.4%

Parts	Part No.	QTY	Price
Oil Pressure Switch	320-1	1	1.50

Labor 0.9 Hours

---

058 1969 BUIC SKYL 350

Adjustments	Manufacturers Specification	As Received	Adjusted To
Idle RPM	550D	550D	-
Timing	TDC	+2	TDC
Dwell	29-31	31	-
Fast Idle RPM	620D	670D	620D
Choke	Non-Adjustable		
Idle Air Fuel Ratio	-	8.0%	2.0%

Parts	Part No.	QTY	Price
Choke Pull Off	48-25	1	2.10

Labor 0.9 Hours

APPENDIX S (CONT.)

MOTOR VEHICLE DIAGNOSTIC
INSPECTION DEMONSTRATION PROJECT

MECHANICS LOG

---

059 1970 OLDS CUTL 350

Adjustments	Manufacturers Specification	As Received	Adjusted To
Idle RPM	575D	520D	575D
Timing	+10	+6	+10
Dwell	30	32	30
Fast Idle RPM	900N	900N	-
Choke	Index	Index	-
Idle Air Fuel Ratio	1.0%	0.15%	1.5%

Parts	Part No.	QTY	Price
Spark Plugs	RJ-12-Y	8	8.80
Condenser	32-6R	1	.88
Tax			.04
			9.72

Labor 1.1 Hours

---

060 1972 BUIC SKYL 350

Adjustments	Manufacturers Specification	As Received	Adjusted To
Idle RPM	650D	570D	650D
Timing	+4	+4	-
Dwell	30	30	-
Fast Idle RPM	700D	700D	-
Choke	Non-Adjustable		
Idle Air Fuel Ratio	-	5.5%	1.7%

Parts	Part No.	QTY	Price
Spark Plugs	RB-17-Y	1	1.90
Points	31-14	1	2.85
Wire Set	1835	1	8.97
Tax			.64
			14.36

Labor 0.6 Hours

APPENDIX S (CONT.)

MOTOR VEHICLE DIAGNOSTIC
INSPECTION DEMONSTRATION PROJECT

MECHANICS LOG

---

061 1970 OLDS CUTL 350

Adjustments	Manufacturers Specification	As Received	Adjusted To
Idle RPM	575D	700D	575D
Timing	+10	+10	-
Dwell	30	35	30
Fast Idle RPM	1000	1000	-
Choke	Index	Index	-
Idle Air Fuel Ratio	1.0%	3.6%	1.4%

Parts	Part No.	QTY	Price
None			

Labor 0.8 Hours

---

062 1972 BUIC SKYL 350 (Electronic Ignition Installed)

Adjustments	Manufacturers Specification	As Received	Adjusted To
Idle RPM	650D	520D	650D
Timing	+3 to +5	+4	-
Dwell	28-32	-	-
Fast Idle RPM	700D	700D	-
Choke	Non-Adjustable		
Idle Air Fuel Ratio	-	7.2%	1.3%

Parts	Part No.	QTY	Price
None			

Labor 0.7 Hours

APPENDIX S (CONT.)

MOTOR VEHICLE DIAGNOSTIC
INSPECTION DEMONSTRATION PROJECT

MECHANICS LOG

---

063 1972 FORD TORI 351

Adjustments	Manufacturers Specification	As Received	Adjusted To
Idle RPM	575D	540D	575D
Timing	+6	+3	+6
Dwell	26-30	32	29
Fast Idle RPM	1500	1500	-
Choke	Index	2 Rich	Index
Idle Air Fuel Ratio	0.5%	6.8%	0.8%

Parts	Part No.	QTY	Price
None			

Labor 0.7 Hours

---

064 1972 FORD TORI 351

Adjustments	Manufacturers Specification	As Received	Adjusted To
Idle RPM	575D	520D	575D
Timing	+6	+4	+6
Dwell	26-30	34	30
Fast Idle RPM	1500	1500	-
Choke	Index	Index	-
Idle Air Fuel Ratio	0.5%	7.0%	0.5%

Parts	Part No.	QTY	Price
None			

Labor 0.7 Hours

APPENDIX S (CONT.)

MOTOR VEHICLE DIAGNOSTIC
INSPECTION DEMONSTRATION PROJECT

MECHANICS LOG

---

065 1969 FORD TORI 351

Adjustments	Manufacturers Specification	As Received	Adjusted To
Idle RPM	550D	510D	550D
Timing	+6	+1	+6
Dwell	26-31	30	-
Fast Idle RPM	1600	1400	1600
Choke	2 Rich	2 Lean	2 Rich
Idle Air Fuel Ratio	-	6.0%	2.0%

Parts	Part No.	QTY	Price
None			

Labor 0.7 Hours

---

066 1972 FORD TORI 351

Adjustments	Manufacturers Specification	As Received	Adjusted To
Idle RPM	575D	520D	575D
Timing	+6	+3	+6
Dwell	26-30	28	28
Fast Idle RPM	1500	1500	-
Choke	Index	Index	-
Idle Air Fuel Ratio	0.5%	8.0%	1.0%

Parts	Part No.	QTY	Price
None			

Labor 0.7 Hours