
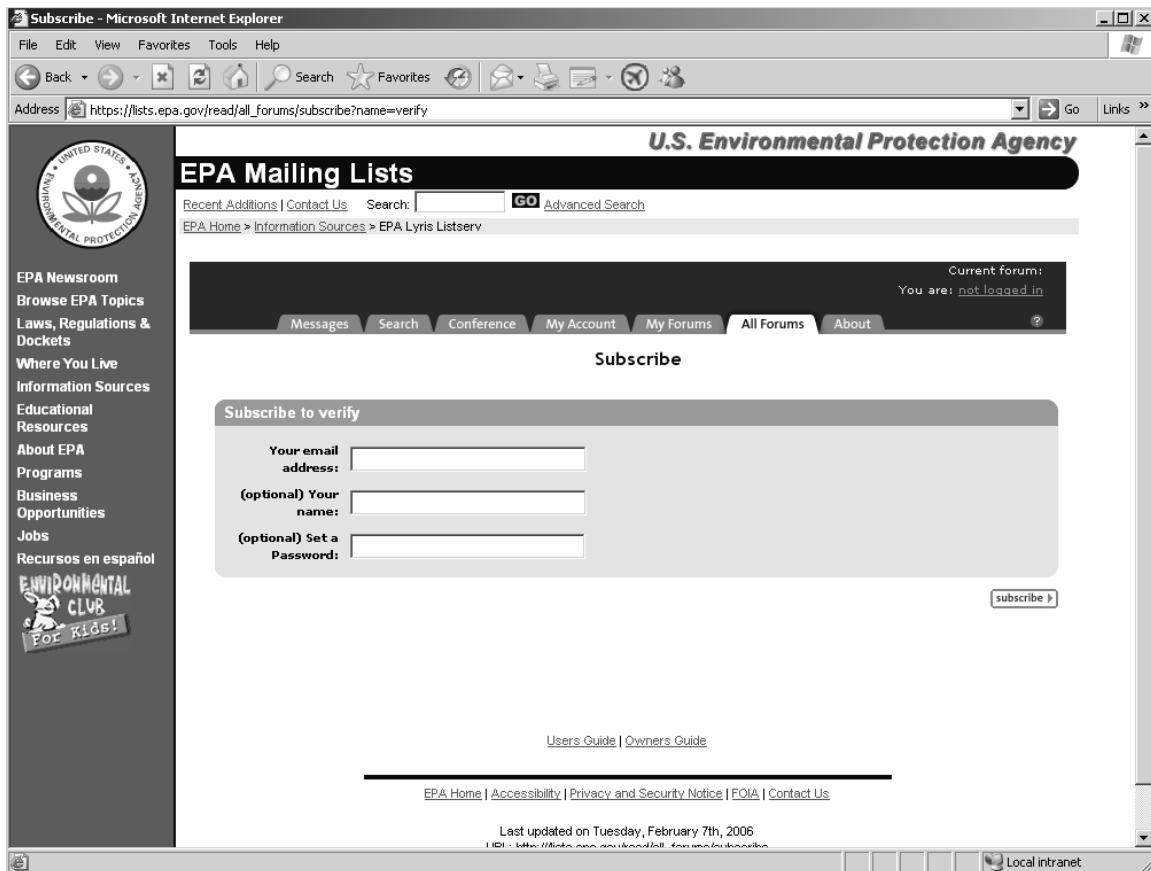




Instructions for Joining the Verify List Server.


1. To Join the Verify list server, go to
https://lists.epa.gov/read/all_forums/subscribe?name=verify
2. Enter the information specified below and click .



Subscribe - Microsoft Internet Explorer

File Edit View Favorites Tools Help

Address https://lists.epa.gov/read/all_forums/subscribe?name=verify Go Links >>

 **U.S. Environmental Protection Agency**

EPA Mailing Lists

[Recent Additions](#) | [Contact Us](#) Search: **GO** [Advanced Search](#)

[EPA Home](#) > [Information Sources](#) > [EPA Listserv](#)

Current forum:
You are: [not logged in](#)

[Messages](#) [Search](#) [Conference](#) [My Account](#) [My Forums](#) [All Forums](#) [About](#) ?

Subscribe

Subscribe to verify

Your email address:

(optional) Your name:

(optional) Set a Password:

[subscribe >](#)

[Users Guide](#) | [Owners Guide](#)

[EPA Home](#) | [Accessibility](#) | [Privacy and Security Notice](#) | [FOIA](#) | [Contact Us](#)

Last updated on Tuesday, February 7th, 2006

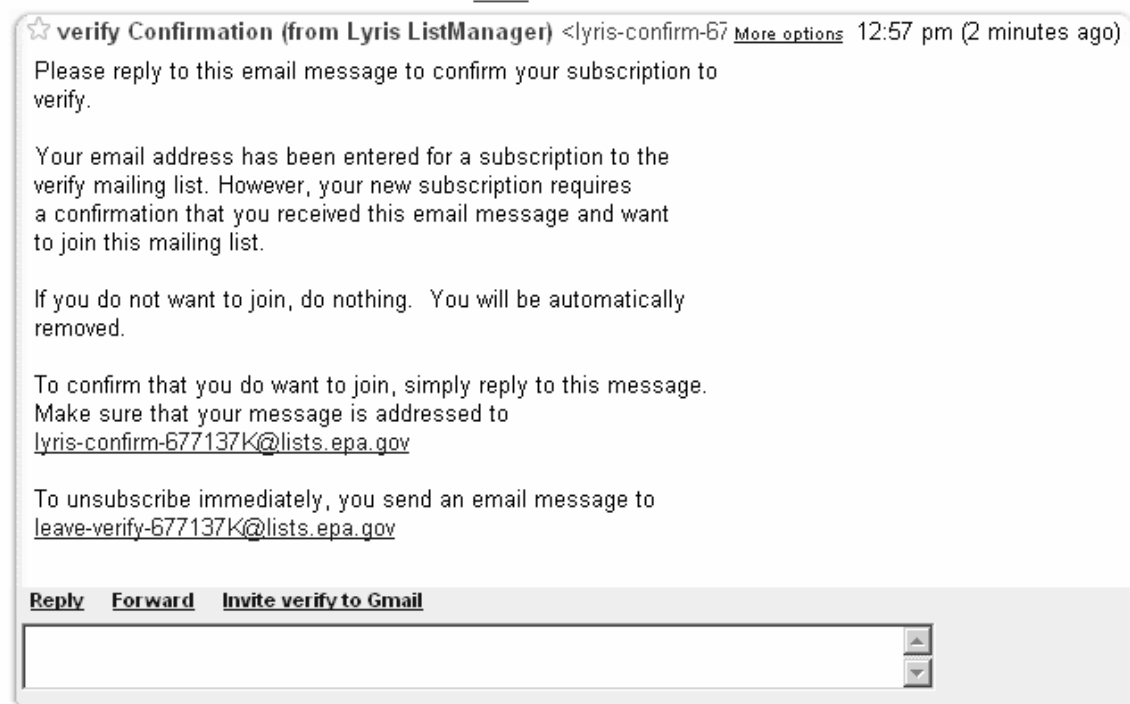
Local intranet

3. Once you are subscribed, you will be directed to the confirmation page below.




4. You must confirm your subscription to the list server. Check your e-mail and reply to the message, as described below.

Your confirmation is needed [Inbox](#)



5. You are now subscribed to the Verify list server. Please allow a few hours for your subscription to process.

Welcome to verify [Inbox](#)  Print

☆ Admin <list_support@valley.rtpnc.epa.gov> to me [More options](#) 5:08 pm (3 minutes ago)

=====

PLEASE SAVE THIS WELCOME MESSAGE!

=====

Welcome to the Verify Listserver!

The purpose of this list is for the posting of news and information relating to the Verify system, and the Verify project. The Verify Listserver is a Lyris ListManager mailing list, hosted on a server and supported by the United States Environmental Protection Agency. We are guests on this server and should behave as such. Please behave in an ethical and trustworthy manner, meaning:

Notify the List Owner(s) (verify-owner@lists.epa.gov) if you detect a security incident on the list. Follow the rules of behavior as specified by the list owners.

NTSD recommends that you password-protect your subscription. If you utilize passwords, change the password every 90 days. Use at least eight characters in the password in an alpha and numeric mix. Passwords should be memorized and not written down. To set a password, send an email to lyris@lists.epa.gov with this in the body of the message:

set listname password

Replace listname with the name of the list you are subscribed to, and password with the password you wish to set. If you have any questions about or problems with the Verify Listserver, please do not post them to the list; instead, please email the list administrators at verify-owner@lists.epa.gov. Help documentation is available at <http://www.lyris.com/help>.

Here are some useful addresses for managing your subscription:

UNSUBSCRIBE: Send a blank message to: verify-unsubscribe@lists.epa.gov

CONTRIBUTE TO THE LIST: Send a message to: verify@lists.epa.gov

SUBSCRIBE: Send a blank message to: verify-subscribe@lists.epa.gov

WEB INTERFACE: <https://lists.epa.gov/read/?forum=verify> You can visit this address to change your subscription email address, read and send mail, unsubscribe, read and search archives, or change your settings at any time. If you do not have Web access, you may use the following email commands. In all cases, the default server address is lyris@lists.epa.gov. The commands may be placed in either the subject line or in the body of the message:

SETTING MEMBERSHIP TO DIGEST MODE: set verify digest

TEMPORARILY SUSPENDING MAIL: set verify nomail

RESUMING MAIL: (command depends on your preferred mode)
set verify mail
set verify digest

ACKNOWLEDGMENT:
set verify ack (sends you a confirmation message when your posts are distributed)
set verify noack (no confirmation message when posts are distributed)

RECEIVING COPIES OF YOUR OWN POSTS:
set verify repro (receive copies of your own posts)
set verify norepro (do not receive copies of your own posts)

SETTING PASSWORD: set verify pw=mypassword (where "mypassword" is the password you wish to set)

DETERMINING MEMBERSHIP SETTINGS: query verify

=====

Thanks for joining Verify!

[Reply](#) [Forward](#) [Invite Admin to Gmail](#)

Verify List Server Login & Retrieving Messages

1. To Login to the Verify list server go to <https://lists.epa.gov/read/login?forum=verify>
2. Enter your e-mail address. click
3. Enter your password. click (optional)
4. Click on the Verify links under the **My Forums** tab.

My Forums - Microsoft Internet Explorer

File Edit View Favorites Tools Help

Back Forward Stop Home Search Favorites Print Mail News RSS Feeds

Address https://lists.epa.gov/read/my_forums/ Go Links

U.S. Environmental Protection Agency

EPA Mailing Lists

Recent Additions | Contact Us Search: Advanced Search

[EPA Home](#) > [Information Sources](#) > [EPA Lyris Listserv](#)

Current forum: [verify](#)
You are: [sandraklyn@gmail.com](#)

Messages Search Conference **My Account** **My Forums** All Forums About

My Forums

Forum Name	Forum Description	
verify	Status information regarding the Verify System and project	unsubscribe

[Users Guide](#) | [Owners Guide](#)

[EPA Home](#) | [Accessibility](#) | [Privacy and Security Notice](#) | [FOIA](#) | [Contact Us](#)

Last updated on Tuesday, February 7th, 2006
URL: http://lists.epa.gov/read/my_forums/

Local intranet

5. To read the messages, click on the **Messages** tab. To view more messages, you can click on either **next** or **show more** tabs, when applicable.

The screenshot shows the EPA Mailing Lists web application running in Microsoft Internet Explorer. The browser's address bar displays the URL <https://lists.epa.gov/read/?forum=verify>. The page header features the U.S. Environmental Protection Agency logo and the title "EPA Mailing Lists". Below the header, there is a search bar with a "GO" button and a link to "Advanced Search". The left sidebar contains a navigation menu with links to EPA Newsroom, Browse EPA Topics, Laws, Regulations & Dockets, Where You Live, Information Sources, Educational Resources, About EPA, Programs, Business Opportunities, Jobs, and Recursos en español. The main content area displays a "Messages" tab, which is currently selected. Below the tab, there is a table with columns for Date, Subject, Replies, and Author. The table is currently empty. At the bottom of the page, there are links for "Users Guide" and "Owners Guide", a horizontal line, and a footer containing links for "EPA Home", "Accessibility", "Privacy and Security Notice", "FOIA", and "Contact Us". The footer also includes the text "Last updated on Tuesday, February 7th, 2006" and the URL "http://lists.epa.gov/read/". The browser's status bar at the bottom indicates "Local intranet".

Messages - Microsoft Internet Explorer

File Edit View Favorites Tools Help

Back Forward Stop Home Search Favorites Print Mail News RSS Feeds

Address <https://lists.epa.gov/read/?forum=verify> Go Links

U.S. Environmental Protection Agency

EPA Mailing Lists

[Recent Additions](#) | [Contact Us](#) Search: **GO** [Advanced Search](#)

[EPA Home](#) > [Information Sources](#) > [EPA Lyris Listserv](#)

Current forum: [verify](#)
You are: [sandrabklyn@gmail.com](#)

Messages Search Conference My Account My Forums All Forums About

Messages

Date	Subject	Replies	Author
------	---------	---------	--------

[Users Guide](#) | [Owners Guide](#)

[EPA Home](#) | [Accessibility](#) | [Privacy and Security Notice](#) | [FOIA](#) | [Contact Us](#)

Last updated on Tuesday, February 7th, 2006
URL: <http://lists.epa.gov/read/>

Local intranet

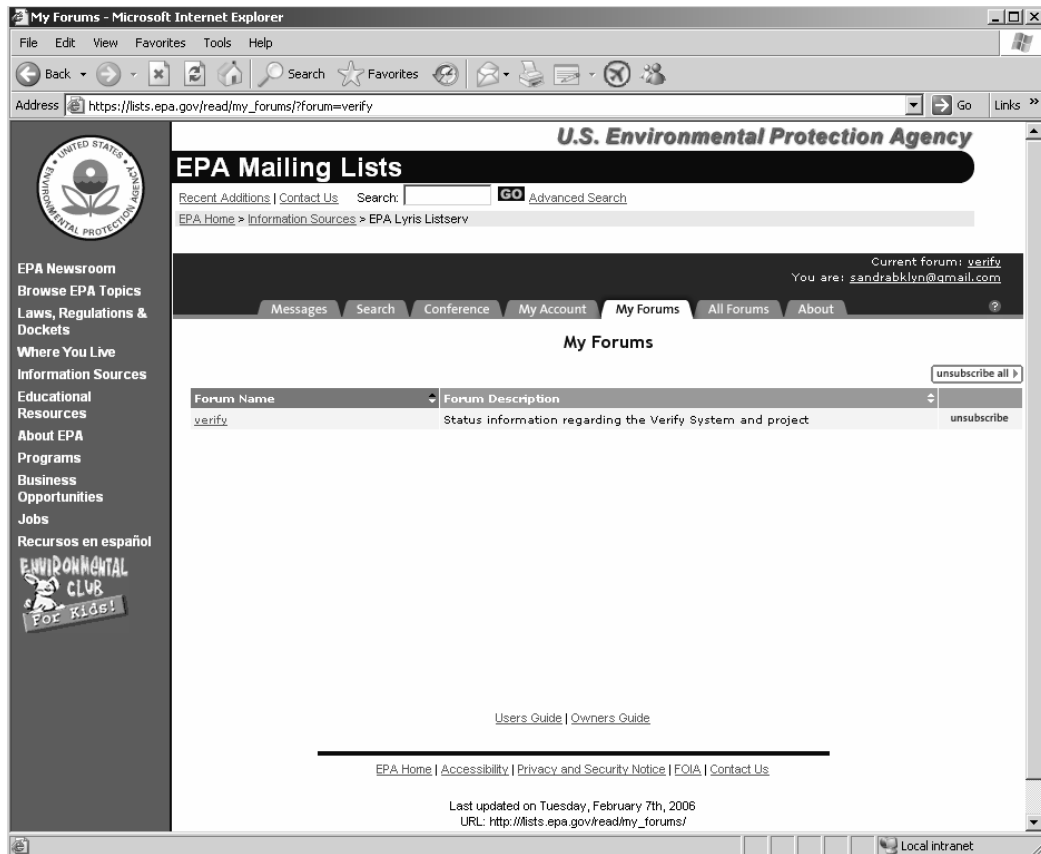
6. To edit your account click the **My Account** tab and edit the information shown below as needed. Click **save changes** to save your account information.

The screenshot shows a web browser window titled "My Account - Microsoft Internet Explorer". The address bar displays the URL: https://lists.epa.gov/read/my_account/edit?DocPost=88e16d5be314c16e77db368821d3ceee. The page header includes the EPA logo and the text "U.S. Environmental Protection Agency". Below the header, there is a navigation bar with tabs: Messages, Search, Conference, **My Account**, My Forums, All Forums, and About. The "My Account" tab is currently selected. The main content area is titled "My Account" and contains a form with the following fields:

- Your email address:**
- Your name:**
- Membership type:**
- Language:**

At the bottom of the form, there are three buttons: "log out", "cancel", and "save changes". The "save changes" button is highlighted with a green checkmark. Below the form, there are links for "Users Guide" and "Owners Guide". At the very bottom of the page, there is a footer with the text: "Last updated on Tuesday, February 7th, 2006" and "URL: http://lists.epa.gov/read/my_account/edit".

7. To unsubscribe click the **My Forums** tab. Select the forum from which you would like to unsubscribe and click **unsubscribe**



8. For more information, help documentation is available at http://www.lyris.com/lm_help/7.8/index.html?read.html.