



2000 National Public Water Systems Compliance Report

[illegible]

Office of Enforcement and Compliance Assurance (2201A)
Washington, DC 20460

EPA 305-R-02-001
July 2002

Table of Contents

National Summary of Public Water Systems Compliance in 2000

Introduction	1
PWS Compliance	1
Findings	3
Data Quality	7
Enforcement and Compliance Assistance Programs	8
Information on and Evaluation of State Reports	9
State-by-State Summaries	9
Conclusions and Activities to Address Recommendations	9

National Summary of Compliance for Public Water Systems in Indian Country in 2000

Introduction	13
Public Water Systems in Indian Country	13
Public Water Systems in Alaska and Oklahoma	13
Data Quality	13
Findings	13
Compliance Assistance and Enforcement	15
Financial Assistance	16
Conclusions and Recommendations	17

Appendix A

Glossary of Terms	A-1
-----------------------------	-----

Appendix B

Summaries of State Annual Compliance Reports	B-1
--	-----

Appendix C

Map of Indian Lands	C-1
-------------------------------	-----

List of Tables

Table 1: Number of Public Water Systems on Tribal Lands with Violations by Rule	16
Table A-1: Significant Monitoring Violations for Annual State Public Water System Reports	A-4
Table A-2: Summary of Drinking Water Regulations for Public Water Systems During 2000	A-5
Table B-1: Summary of Elements Reported by States	B-4

National Summary of Public Water Systems Compliance in 2000

INTRODUCTION

The National Public Water Systems Compliance Report for 2000 describes how the Environmental Protection Agency (EPA) and its state partners are meeting the goal of ensuring that Americans receive safe drinking water from public water systems. The report also discusses the data we use to measure our success and the progress we are making in our efforts to increase its reliability and completeness.

EPA prepares a National Public Water Systems Compliance Report for every calendar year. The report is an annual summary of violations at the nation's public water systems. The report also summarizes and evaluates annual reports prepared by the states.¹

Public Water Systems

A Public Water System (PWS) is a system for the provision to the public of water for human consumption through pipes or other constructed conveyances, if such system has at least fifteen service connections or regularly serves at least 25 individuals at least 60 days out of the year. A public water system can be one of three types:

- **Community Systems (CWS)** serve at least 15 service connections or 25 people year-round in their primary residences.
- **Non-transient Non-community Systems (NTNCWS)** serve at least 25 of the same persons over six months per year (e.g., schools or factories that have their own water source).
- **Transient Non-community Systems (TNCWS)** serve at least 25 persons (but not the same 25) over six months per year (e.g., campgrounds or highway rest stops that have their own water source).

The first part of this report draws information from the Safe Drinking Water Information System/Federal Version (SDWIS/FED), EPA's national database, to provide a national picture of the maximum contaminant level, treatment technique, significant monitoring and reporting, significant consumer notification and variance or exemption violations the states reported to EPA for 2000. EPA aggregates all of these reported violations at all public water systems in states, commonwealths, territories and throughout Indian country to present a national summary of all violations, all monitoring and reporting violations, and all violations of health-based standards at the different kinds of public water systems.

The second part of this report presents information on public water systems throughout Indian country.

A glossary of terms used in this report appears in Appendix A.

Summaries and evaluations of the states' annual public water systems reports for 2000 are presented in Appendix B.

PWS COMPLIANCE

This report uses information from SDWIS/FED, the national database where EPA records information the states are required to report about their public water systems. For the national public water system compliance reports, EPA examines SDWIS/FED records of violations of primary drinking water regulations that specify: 1) the maximum permissible level of a contaminant in water that is delivered to any user of a public water system (Maximum Contaminant Level or MCL); 2) techniques for treating water to make it safe; and 3) monitoring

¹ The term "state" includes 56 states, commonwealths, and territories. All but Wyoming and the District of Columbia have federal approval to implement the drinking water program within their jurisdictions. Federal approval to implement the drinking water program is called primary enforcement authority, or "primacy." During calendar year 2000, EPA implemented the drinking water program in Wyoming, the District of Columbia, and throughout Indian country and was responsible for reporting the violations in these jurisdictions to SDWIS/FED. The Navajo Nation was approved for primacy and treatment as a state in late 2000, and was not asked to prepare a report.

How Does The Public Find Out If Its Drinking Water Is Safe?

Information Sent to Customers:

Consumer Confidence Report — Every community water system is required to produce a yearly report identifying the contaminants detected in its water and the risks of exposure to those contaminants. Large systems are required to mail their customers the report. While medium systems and small systems are required to produce the report, these systems may obtain a waiver from the mailing requirement. Very small systems are only required to print the report in the local newspaper.

Public Notification Rule — Public water systems must notify their customers if there has been a violation of drinking water standards.

Information on the Internet:

Safewater Web Site (<http://www.epa.gov/safewater>) — provides information on the Safe Drinking Water Act, individual water systems, contaminants that may be in drinking water, and what individuals can do to help protect sources of their drinking water.

Additional Information:

Call the community water system — Billing statements should provide a number to call with questions.

State Public Water Systems Compliance Report — Each state's annual report discusses the violations at its public water systems. Most state reports include a list of violating facilities.

National Public Water Systems Compliance Report (this report) — summarizes all reported violations at America's public water systems.

Safe Drinking Water Hotline (1-800-426-4791) — answers questions about drinking water, lets callers order documents from EPA, and can refer callers to EPA experts if they need more information.

Envirofacts Web Site (<http://www.epa.gov/enviro>) — allows the public to access EPA databases containing information on environmental activities that may affect air, water, and land anywhere in the United States.

and reporting requirements (how and when water must be tested and the results reported).² This report introduces a fourth category of violations: significant consumer notification violations. A violation in this category indicates that a community water system completely failed to provide to its users a required report. In calendar year 2000, this category depicts significant violations of the new Consumer Confidence Report Rule, which required community water systems to produce their first report in late 1999 and another report in mid-2000. The information provided in the Consumer Confidence Report will supplement public notification that water systems must provide to their customers upon discovering any violation of a contaminant standard. It should not be the primary notification of potential health risk posed by drinking water, but will provide customers with a snapshot of their drinking water supply. Public Notification helps to ensure that consumers will always know with immediate notification if there is a problem with their drinking water. These requirements have always

been a part of the Safe Drinking Water Act.

As EPA reported in its *Data Reliability Analysis of the EPA Safe Drinking Water Information System/Federal Version (SDWIS/FED)* (EPA 816-R-00-020, October 2000), the data in SDWIS/FED are generally accurate. This is particularly true of data related to the number of public water systems, their size, and their type. However, EPA's analysis revealed that many states did not report some apparent violations — either to their own data systems or to EPA's SDWIS/FED. Although states have corrected the data omissions EPA's analysis discovered, EPA and the states are engaged in further data quality efforts to ensure that all violations are identified and reported to SDWIS/FED. Because these ongoing efforts will result in significant corrections and additions to the data in SDWIS/FED, this 2000 report offers broad national findings rather than detailed analysis.

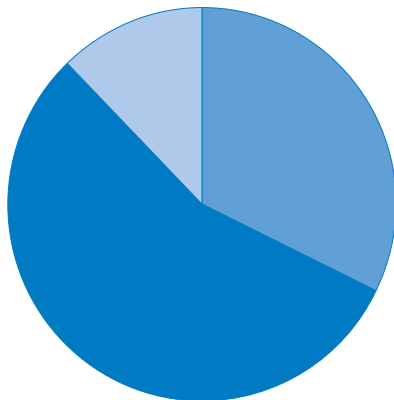
Discussions of data quality concerns and EPA's recommendations appear later in this report.

² This report tabulates only "significant" monitoring and reporting violations. Table A-1 presents the definitions of significant for the different drinking water regulations.

FINDINGS

In 2000, 165,240 public water systems together served 273 million users. The actual number of *individuals* served was smaller, because millions of Americans drank water from, and were counted as users by more than one public water system during the course of the year.

Percentage of Systems by Type



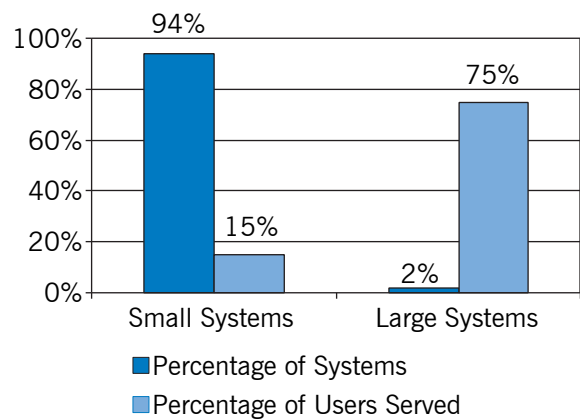
- Transient Non-Community
- Community
- Non-Transient Non-Community

- 53,694 community water systems served almost 253 million people in their primary residences.
- 20,221 non-transient non-community systems (schools, factories) served almost 7 million people in places they frequented.
- 91,325 transient non-community systems (campgrounds, highway rest stops) served a constantly changing user base of almost 13 million people.

Most public water systems were small, but large systems served a majority of the people who drank water from a public water system.

- 94% of America's public water systems (including nearly all of the transient non-community systems), served 3,300 or fewer users. Together, these 156,120 small systems provided service to 15% of all users.

Size vs. Users Served³

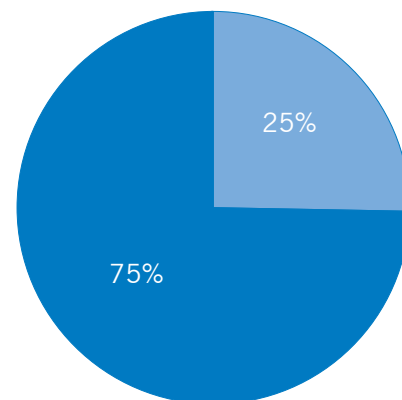


- 2% of America's public water systems served more than 10,000 users. Together, these 3,812 large systems provided service to 75% of all users.

SDWIS/FED recorded no significant violations for most of America's public water systems.

- 75% of the public water systems in America collected and tested the required samples and filed the required reports (including consumer confidence reports) without reporting a violation.

PWS with Violations



- No Violation
- Violation of Some Kind

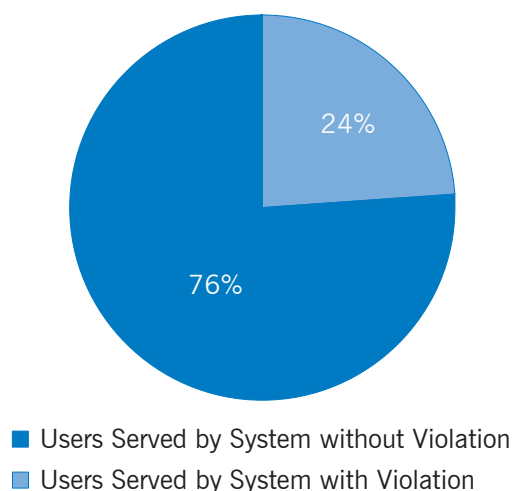
³ Because only 3% of public water systems are "medium" in size, i.e., serve between 3,301 and 10,000 users, and because only 9% of the population is served by them, this report omits discussion of "medium" systems.

The states reported either a health-based violation or a significant monitoring and reporting violation at approximately 42,000 public water systems in 2000.

- About 22,500 (54%) of these systems were non-community water systems, all but 65 of which served fewer than 3,300 users. Together, these violating small non-community water systems served drinking water to 3 million users.
- 91% of the approximately 19,000 community water systems with a violation served fewer than 3,300 users. Together, these violating small community water systems served drinking water to almost 7 million users.

Most Americans received drinking water from public water systems that recorded no significant violations in 2000.

Percentage of Users Served by PWS without Reported Significant Violation

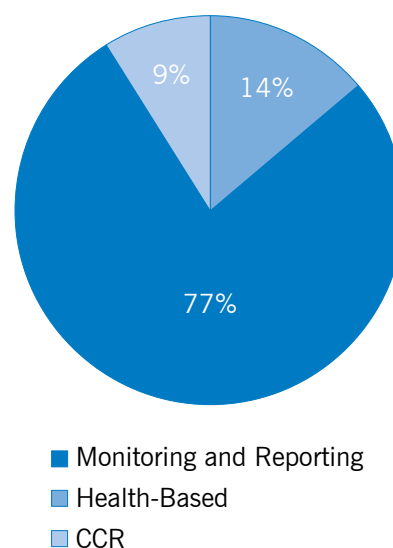


- 76% of the population served by *public water systems* received drinking water from a system that reported no violations of a health-based standard, was not cited for a significant violation of a monitoring and reporting requirement, and issued a consumer confidence report, if required.

- 76% of the population served by *community water systems* received drinking water from a system that reported no violations of a health-based standard, was not cited for a significant violation of a monitoring and reporting requirement, and issued a consumer confidence report as required.

The vast majority of the 97,321 violations the states reported to SDWIS/FED in 2000 were for a public water system's significant failure to monitor and report, rather than health-based MCL or treatment technique violations detected and reported by a system.

Type of Violation



- If a system did not monitor the quality of its water, it is impossible to know if it has violated a health-based requirement. For this reason, a system's significant failure to monitor and report is a major violation that must be addressed and corrected.
- 44% of the 75,206 significant monitoring and reporting violations reported by the states were violations of the monitoring and reporting requirements of the Total Coliform Rule, a rule that applies to all types and sizes of public water systems.

Health-Based Violations and Illness

It is important to note that a public water system's violation of a health-based standard does not mean that the people who drank the system's water got sick. A health-based violation means either that the system has exposed its users to what EPA has judged as an unreasonable risk of illness, or that the system has failed to treat its water to the extent EPA has judged necessary to protect its users from an unreasonable risk of illness in the event that the regulated contaminant is present in source water. Many variables affect the likelihood of illness resulting from health-based violations, among them the duration of the violation, whether or not the violation occurred in an isolated section of a complex public water system, and the extent to which contamination exceeds the allowable level. While modern treatment systems have substantially reduced the incidence of waterborne disease, drinking water contamination remains a significant health risk management challenge. Studies by the Centers for Disease Control (CDC) indicate that between 1980 and 1998 there were 419 outbreaks of illness linked to contamination in drinking water resulting in an estimated 511,000 cases of disease (Craun and Calderon, 1996; Levy et al., 1998; Barwick et al., 2000). The majority of outbreaks in the U.S. occurred at surface water systems. Nearly 80% of all reported cases of illness were associated with the 1993 *Cryptosporidium* outbreak in Milwaukee, WI, which resulted in an estimated 403,000 cases (MacKenzie et al. 1994; McDonald et al. 2001).

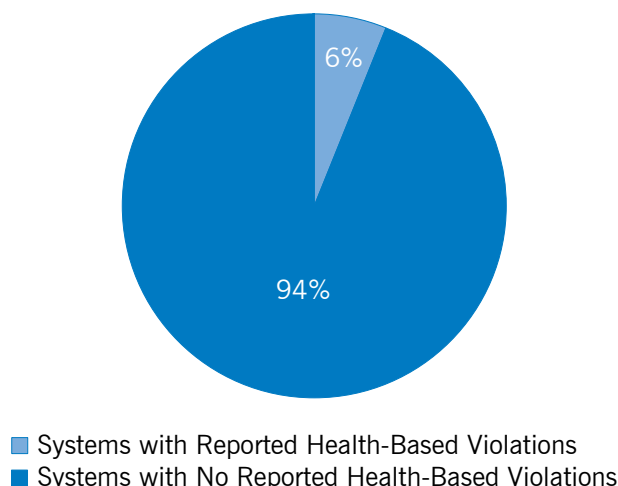
The number of waterborne disease outbreaks identified and reported in the CDC database is believed, however, to understate the actual incidence of outbreaks and cases of illness (Craun and

Calderon, 1996; National Research Council, 1997). Recognized and reported waterborne disease outbreaks are usually the result of exposure to waterborne pathogens that cause acute gastrointestinal illness with diarrhea, abdominal discomfort, nausea, and vomiting. Because such illnesses are generally of short duration in healthy people, many individuals experiencing these symptoms do not seek medical attention. Where medical attention is sought, the pathogenic agent may not be identified through routine testing. Consequently, outbreaks are often not recognized in a community or, if recognized, are not traced to a drinking water source. Moreover, an unknown but probably significant portion of waterborne disease is endemic (i.e., isolated cases not associated with an outbreak) and, thus, is even more difficult to recognize.

EPA's health-based standards are intended to provide an adequate margin of safety not just for healthy people, but also for populations that are at greater risk from waterborne disease. These sensitive subpopulations include children (especially the very young), the elderly, the malnourished, pregnant women, the disease impaired (e.g., diabetes, cystic fibrosis), and a broad category of those with compromised immune systems, such as AIDS patients, those with autoimmune disorders (e.g., rheumatoid arthritis, lupus erythematosus, multiple sclerosis), transplant recipients, and those on chemotherapy (Rose, 1997). Immunocompromised persons are more likely than healthy individuals to contract waterborne disease, the severity and duration of their illness is often greater, and they are at a greater risk of death.

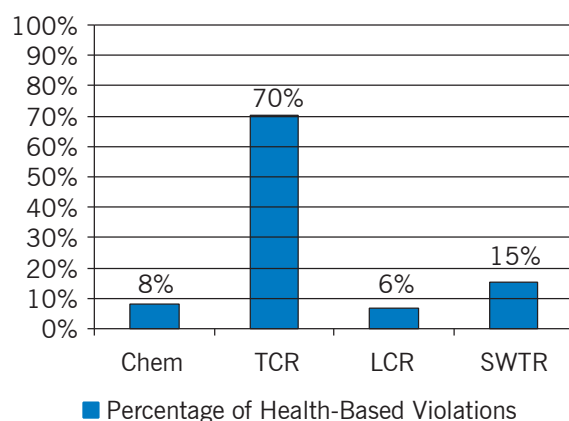
94% of America's public water systems reported no violations of a health-based drinking water standard in 2000.

PWS with No Health-Based Violations



The Maximum Contaminant Level for the Total Coliform Rule (TCR) is the health-based standard most frequently violated.

Percentage of Health-Based Violations by Rule



- SDWIS/FED recorded 13,645 violations of health-based standards in 2000. 70% of these violations were violations of the MCL for the Total Coliform Rule (TCR), which must be met by all types and sizes of public water systems.⁴

84% of community water systems complied with the new Consumer Confidence Report Rule.

- The Consumer Confidence Report Rule requires all community water systems to provide an annual report to customers identifying the contaminants detected in their water and the health risks associated with those contaminants.
- In calendar year 2000, 8,470 community water systems were found to have a "significant" violation of the Consumer Confidence Report Rule, meaning that the community water system completely failed to provide the required report.

No violations of variances or exemptions were reported to SDWIS/FED during 2000.

- Under Federal law, states can grant variances or exemptions to public water systems in limited circumstances allowing them to install alternative technology or giving them more time to meet a standard if public health is adequately protected in the interim. The states did not report any violations of variances and exemptions for the few public water systems that were operating under a variance or exemption in 2000.

EPA and its state partners continue to take enforcement actions against violators.⁵

During 2000, the 54 states (a term that included states, commonwealths, and territories) with federal approval to implement the drinking water

⁴ For the annual compliance reports, EPA tracks violations of the contaminant rules in four categories: 1) **chemical contaminants (Chem)** — violations of rules for organic, inorganic (except for lead and copper), and radioactive contaminants — compliance with many organic and inorganic standards is determined on the basis of shared samples, with one missed sample resulting in a monitoring and reporting violation of many standards; 2) **total coliform (TCR)**; 3) **lead and copper (LCR)**; and 4) **surface water treatment (SWTR)**. Coliform bacteria are usually not a threat to humans, but their presence in drinking water can indicate a lapse in treatment and the possible presence of other, more dangerous, microbes.

⁵ There are several reasons why there will be a difference between the number of violations in a year and the number of formal enforcement responses. For example, a state may choose to address a system's violations informally in a manner that returns the system to compliance before the time interval has elapsed that by EPA guidance would necessitate initiation of a formal enforcement response. Also, it is not uncommon for the regulator to address all of a violating system's multiple violations in a single enforcement response. In addition, formal enforcement responses addressing violations discovered late in one reporting year are generally not initiated until early in the following year.

program were also responsible for initiating enforcement actions in response to drinking water violations at public water systems in their jurisdictions. EPA implemented the drinking water program in Wyoming, the District of Columbia, and in Indian country, except for the Navajo Nation beginning in late 2000. The Agency initiated enforcement responses in these areas and, occasionally, in the states — sometimes at a state's invitation. Together, EPA and the states initiated over 3,000 formal enforcement actions, each action potentially addressing multiple violations.

- In 2000, the states issued a total of 1,266 formal enforcement actions, including 557 administrative orders without penalty, 665 administrative orders with penalty, and 44 civil referrals to the states' Attorneys General.
- During the same period, EPA issued a total of 1,924 formal enforcement actions, including 1,921 Federal administrative orders, one civil case filed, one consent order with penalties, and one referral for civil judicial action.

These totals do not take into account the informal enforcement actions or the public water systems that returned to compliance before EPA and state procedures would require initiation of a formal response.

Perhaps the most meaningful way to measure the effectiveness of the EPA and state enforcement partnership is to compare the number of new significant noncompliers in 2000 to the number of significant noncompliers that remained unaddressed at the end of the year. EPA designates a public water system a significant noncomplier if the system has serious, frequent or persistent violations that may pose a threat to public health. States and EPA give significant noncompliers priority attention in their efforts to return violators to compliance and address violations with enforcement actions.

- In calendar year 2000, EPA designated 15,434 public water systems significant noncompliers. Most (95%) of these significant noncompliers served fewer than 3,300 users.

- Between January 1 and December 31, 2000, states and EPA addressed 6,447 significant noncompliers; 6,063 (94%) of the significant noncompliers that were new to 2000 and 384 from prior years.⁶ Only 157 of the new significant noncompliers that remained unaddressed at the end of 2000 served 10,000 or more users.
- At the end of 2000, there were 7,459 new and 308 old significant violators that had not been addressed. Fewer than 4% of these unaddressed significant noncompliers served 3,300 or more users.

DATA QUALITY

The data used in this report came from EPA's national SDWIS/FED database. SDWIS/FED is composed of data that states are required to submit to SDWIS/FED each quarter. EPA uses information in SDWIS/FED to assess progress in the implementation of regulations, to develop national enforcement and compliance priorities, and to provide information to the public.

EPA periodically conducts data verifications (independent, on-site audits) of state drinking water programs to ensure that the state is determining compliance in accordance with Federal regulations. Data verifications help detect differences between data in a state's files (whether electronic or hard copy), and data in SDWIS/FED.

As part of the ongoing data reliability efforts described in past National Public Water Systems Compliance Reports, EPA examined the results of data verifications conducted from 1996 through 1998. Those audits, which covered 27 states (including one where EPA itself administers the drinking water program) and one territory, analyzed data from almost 1,800 public water systems. The data audits reviewed inventory information (identifying systems, their number, their size, and their type), apparent violations that either were reported or should have been reported, and any enforcement actions initiated.

EPA's review showed that information the states reported to SDWIS/FED is generally very accurate. Most of the SDWIS/FED data problems

⁶ Public water systems designated significant noncompliers late in the year are typically addressed early in the next year.

EPA identified were instances where required data did not appear in SDWIS/FED. EPA found that a small percentage of this incompleteness is because SDWIS/FED will accept only properly transferred data. Most of the incompleteness resulted from states not reporting all of the apparent violations at their public water systems. EPA's analysis of the data verifications found:

- 96% of all inventory data in SDWIS/FED was accurate and complete.
- The overall quality of SDWIS/FED violations data is moderately high (estimated at 68%) for the Total Coliform Rule standard, but is very low for other health-based standards and for monitoring and reporting.
- Most of the discrepancies between apparent and reported violations are because of unrecorded and unreported violations. This accounts for 56% of all discrepancies related to maximum contaminant level violations, 83% of discrepancies related to Surface Water Treatment Rule treatment technique violations, and 94% of all discrepancies related to monitoring and reporting violations.
- Only 10% of apparent monitoring and reporting violations had been reported to SDWIS/FED.
- 55% of the apparent MCL violations had been reported to SDWIS/FED.
- SDWIS/FED contained accurate and complete information on 72% of the enforcement actions found in the states' records.

EPA's review found that most of the discrepancies seem to have resulted from a state's differing interpretation of what a regulation required. EPA found no information suggesting that unreported violations resulted in negative health effects. The states have submitted corrected information to SDWIS/FED, and EPA and the states have worked to address the violations discovered by this analysis.

EPA continues to work with all of its state partners to identify and resolve any problems that may have produced data discrepancies in the past, and to ensure that complete and accurate documentation is available to help assess the safety of our nation's drinking water.

In 2000, EPA continued to implement actions under the draft 1998 National Infrastructure

Assurance Plan: Water Supply Section for the purpose of improving the security of the critical drinking water infrastructure. The Agency also had in place a policy restricting the availability of location data on PWS intakes and wells as a counter-terrorism measure, and had begun a public/private partnership with water utilities to improve the security of our drinking water.

ENFORCEMENT AND COMPLIANCE ASSISTANCE PROGRAMS

States and EPA engage in a variety of activities to help public water systems remain in and return to compliance, including formal enforcement actions, informal actions, and compliance and technical assistance. State and EPA compliance assistance efforts may include:

- conducting on-site visits and sanitary surveys at public water systems (i.e., an on-site review of the water sources, facilities, equipment, operations, and maintenance to evaluate their adequacy in producing and distributing safe drinking water);
- helping systems invest in preventive measures;
- providing financial assistance for system improvements through the Drinking Water State Revolving Fund and other State funding programs;
- reviewing water system plans and specifications;
- conducting training sessions;
- holding public information meetings;
- lending specialized monitoring equipment; and
- publishing informational bulletins and newsletters on training events and other educational opportunities.

When a drinking water violation is detected, EPA guidelines require a response from the primacy agency as a condition of funding. Acceptable responses include a variety of formal and informal actions as the state or EPA attempts to return a violating public water system to compliance as quickly as possible.

Generally, the primacy agency's first responses to violations are informal actions, such as:

- reminder letters;
- warning letters;
- notices of violation;
- field visits; and
- telephone calls.

If the violation continues or recurs, the primacy agency must initiate a formal enforcement response that requires the violating public water system to return to compliance. Formal enforcement responses include:

- citations;
- administrative orders with or without penalties;
- civil referrals to state attorneys general or to the Department of Justice;
- other sanctions such as denying permission for system expansion; and
- filing criminal charges.

If a situation poses an imminent risk to public health, EPA and the state will issue an emergency order that requires the public water system to take the steps necessary to protect public health and return the system to compliance.

INFORMATION ON AND EVALUATION OF STATE REPORTS

EPA reviewed each 2000 annual state report to determine if it met the requirements of the 1996 Amendments to SDWA. The contents of the state reports are summarized in Table B-1 in Appendix B. Table B-1 shows whether a state:

- submitted a report to EPA;
- included all required elements;
- satisfied its statutory requirement to publish and distribute summaries of the report that inform the public of the availability of the full report;
- identified the size and type of violating systems;

- discussed the compliance assistance and enforcement activities the state undertook in response to violations;
- included a list of PWSs with MCL or treatment technique violations, as EPA recommended in its guidance to states on preparing their reports;
- provided information to the public on availability of the reports; and
- included additional information of interest to the public, such as the number of public water systems in the state, their sizes and types, and background on the Safe Drinking Water Act and its implementation.

STATE-BY-STATE SUMMARIES

EPA provides a state-by-state summary of information reported in each state report in Appendix B. The standardized format includes an overall summary of the violations data the Safe Drinking Water Act requires states to report (i.e., violations with respect to MCLs, treatment technique violations, significant monitoring and reporting violations, and variances and exemptions). The summary for each state also tells how to obtain a copy of the state's full report.

In some instances, the data reported by a state in July of 2000 may not agree with data currently in SDWIS/FED. EPA's and the states' continual efforts to ensure that the information in the SDWIS/FED database is as accurate as possible may have resulted in updates and corrections to the data since the state published its report.

CONCLUSIONS AND ACTIVITIES TO ADDRESS RECOMMENDATIONS

A large majority of Americans received water from systems which reported no violations of health-based standards, and for which the states reported no significant violations of monitoring and reporting requirements.

There are significant differences in the numbers of violations reported in 1999 and 2000, most notably a 14% overall increase in violations. Most of this increase came from 8,470 significant violations of the new Consumer Confidence Report Rule. EPA does not expect to see many

repeat violations of this rule in the years ahead as public water systems become familiar with the rule's requirements. The number of significant violations of monitoring and reporting requirements increased by almost 3,800 — a 5% increase in violations between 1999 and 2000. In 2000, America's public water systems detected and reported 421 fewer violations of health-based standards — a 3% decrease from 1999.

The Total Coliform Rule remains the rule most frequently violated. This rule, which applies to all sizes and types of public water systems, was also the most violated rule in 1996, 1997, 1998, and 1999. The 33,180 significant violations of monitoring and reporting requirements of the Total Coliform Rule represent 44% of all significant monitoring and reporting violations reported by states in 2000. The 9,589 violations of the health-based standards for the Total Coliform Rule represent 70% of all reported violations of health-based standards in 2000. For community water systems, the number of Total Coliform Rule violations increased slightly from 1999. Health-based violations of the rule increased 2%, while significant monitoring and reporting violations increased 4%.

The following recommendations were incorporated into EPA's enforcement and compliance assurance program planning for Fiscal Years 2000 and 2001.

States and EPA should continue working together to address significant violations of monitoring and reporting requirements.

States and EPA should continue working together to address violations of MCL and treatment technique requirements.

EPA designated compliance with the SDWA microbial rules (the Total Coliform Rule and the Surface Water Treatment Rule) as a national priority for its enforcement and compliance assurance program for Fiscal Years 2000 and 2001.

In 2000 and 2001, EPA Regions are working with states to evaluate how well public water systems, especially large systems, comply with the microbial rules and whether enforcement actions are being initiated when appropriate. Regions and states are also identifying and evaluating microbial risks to watersheds in an attempt to focus enforcement and compliance efforts on ensuring the safety of drinking water sources.

Considerable effort will also be devoted to training and compliance assistance. EPA will work to build the capacity of small public water systems and Indian tribes to maintain compliance both with established rules and with new microbial rules such as the Interim Enhanced Surface Water Treatment Rule and the Ground Water Rule.

With respect to the rest of the drinking water program, states and EPA are continuing their efforts to implement the recommendations of the 1996 and 1997 national public water system reports:

- EPA provides funding to support nine technology assistance centers that help small systems with training, technical assistance, and technology demonstrations.
- States and EPA help promote compliance with existing drinking water requirements by conducting numerous assistance activities, such as on-site visits and the development and distribution of easy-to-read guides and checklists.
- EPA funding established and maintains the Local Government Environmental Assistance Network (LGEAN), a source of free information on current and developing SDWA requirements (as well as technical assistance, peer counseling, and financial guidance). LGEAN can be accessed on the Internet at www.lgean.org or by calling toll-free 1-877-TO-LGEAN (865-4326).
- States worked with EPA to ensure community water systems sent consumers the first Annual Consumer Confidence Reports in 2000, allowing the public to monitor the performance of local water systems.
- Revisions to the Public Notification Rule mean that public water systems will send their customers more timely notification of drinking water violations.
- EPA is developing a list of approved compliance technologies that will encourage small systems to use the existing flexibility in the regulations in selecting treatment for drinking water while still providing adequate public health protection.

- The states and EPA are pursuing enforcement actions against violating public water systems both to discourage violations and to level the playing field for systems that devote resources to maintaining compliance.

EPA, states, and drinking water stakeholders should continue to work cooperatively to improve the quality of compliance data.

Since September 1998, the findings and recommendations of the national public water systems reports have been incorporated into EPA's ongoing efforts to ensure the reliability of data in SDWIS/FED. In its first national report, EPA noted that compliance data in many individual state reports differed from the data reported to SDWIS/FED. In 1998, EPA, states, and drinking water stakeholders agreed that our data quality goal should be "100% complete, accurate, and timely data submitted by public water systems and primacy agencies, consistent with SDWA reporting requirements." Further analysis and discussions among the stakeholders led to establishment of interim milestones for how soon that goal will be achieved.

EPA, states, and the drinking water stakeholders made significant progress on most of the data recommendations of the earlier national reports — in some instances achieving full implementation. Among the major accomplishments, EPA has:

- improved the display of drinking water data in Envirofacts;
- characterized and quantified the data quality problem;
- taken interim steps to improve data quality, including improvements to the data entry tools states use to put information in SDWIS/FED and provision of a mechanism that enables water systems to confirm the accuracy of data before it is accepted by SDWIS/FED; and
- made a long-term commitment to achieve and maintain data quality goals.

More remains to be done to achieve the goal of 100% accurate, complete, and timely information. Some of the next steps EPA, states, and the drinking water stakeholders have agreed to undertake include:

- streamlining data reporting and reducing rule complexity;
- conducting more training to ensure regulatory staff can accurately determine compliance with drinking water rules and data entry staff can upload complete and accurate data to SDWIS/FED;
- making SDWIS/FED error reports more user friendly and understandable to state drinking water managers;
- encouraging states to issue annual reminders to water systems of their compliance monitoring schedules;
- providing states with individual, prioritized recommendations for improving their data quality;
- performing more frequent data verification audits; and
- calculating estimates for SDWIS/FED data quality every 3 years, or more frequently if data from a sufficient number of data verifications are available.

National Summary of Compliance for Public Water Systems in Indian Country in 2000

INTRODUCTION

This section of the 2000 National Public Water Systems Compliance Report describes how the Environmental Protection Agency (EPA) and federally-recognized Indian tribes (tribes) are meeting the goal of ensuring that public water systems in Indian country provide safe drinking water.

PUBLIC WATER SYSTEMS IN INDIAN COUNTRY

Tribes may apply for eligibility to receive primary enforcement responsibility (known as primacy) to administer the drinking water program provided they meet the requirements of Sections 1413 and 1451 of the Safe Drinking Water Act (SDWA). As of 2000, only the Navajo Nation has received primacy. For the purposes of this report, EPA, therefore, administers the drinking water program in the rest of Indian country.

A glossary of terms used in this report appears in Appendix A. A map of the areas covered by this section appears in Appendix C.

This calendar year 2000 section also marks the first inclusion of significant consumer notification violations, as community water systems were required to produce their first Consumer Confidence Report in late 1999.

PUBLIC WATER SYSTEMS IN ALASKA AND OKLAHOMA

Compliance figures for Alaska Native Villages outside of Indian country are not included in this section of the report; they can be found in the Alaska state report. EPA is currently working with other federal agencies to better assess the location of Indian country parcels in Alaska. Compliance figures for eighteen public water systems in Indian country located in Oklahoma tribes are not included in this section of the report; they can be found in the Oklahoma state report. The state report does not, however,

contain separate information on these public water systems. As a result, separate information on these systems is not covered in either the tribal or state section of the report. EPA continues to evaluate the appropriate place in the report to include compliance figures on these systems.

DATA QUALITY

This report uses information from the Safe Drinking Water Information System/Federal Version (SDWIS/FED). SDWIS/FED is the national database where EPA records information on public water systems in Indian country. Public water systems in Indian country are required to report laboratory data to EPA. EPA uses the information to determine compliance with the national primary drinking water regulations of SDWA.

This report also discusses the limitations in the data EPA uses to measure its success and the steps it is taking to increase data reliability and completeness. The report also discusses the Agency's compliance assistance, enforcement, and financial assistance programs. EPA plans to continue its data quality efforts during 2001 to ensure that SDWIS/FED contains complete and accurate information. A complete discussion of data quality is in the National Summary of Public Water Systems Compliance in 2000 under the section PWS Compliance.

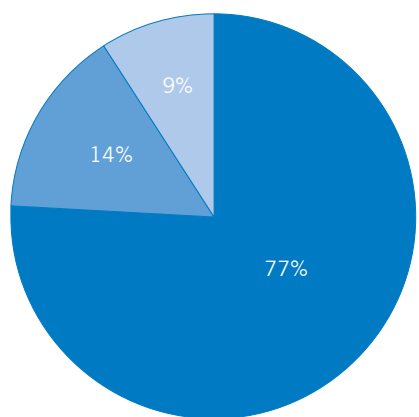
FINDINGS

In 2000, 972 public water systems in Indian country served approximately 581,612 users.

- 748 community water systems served more than 468,219 people in their primary residences.
- 88 non-transient non-community systems (schools and factories) served more than 40,896 people in places they frequented.

- 136 transient non-community systems (campgrounds and highway rest stops) served more than 72,497 people who passed through.

Percentage of Systems by Type



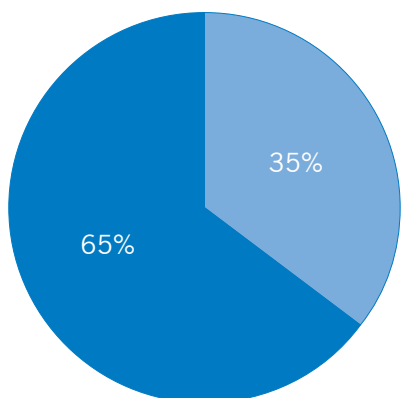
- Community
- Transient Non-Community
- Non-Transient Non-Community

Almost all public water systems in Indian country were small. These small systems provide drinking water to the majority of the public who drank water in Indian country.

- 97% of public water systems in Indian country serve 3,300 or fewer people. These 943 small systems served 64% of the people who received water from public water systems in Indian country.

SDWIS/FED records no violations for most public water systems in Indian country.

Systems with Violations



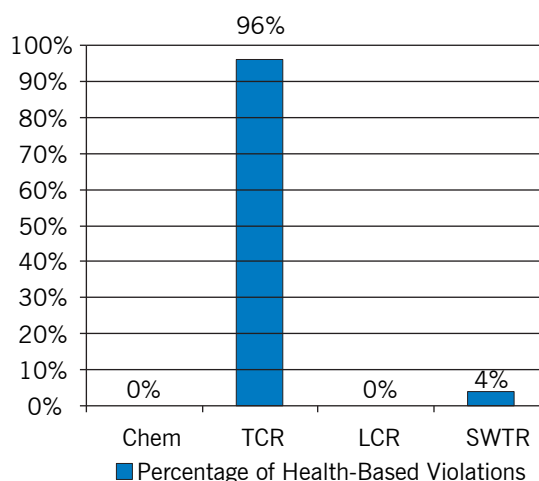
- No Reported Violations
- Violations of Some Kind

- 629 of 972 public water systems had no reported health-based or significant reporting violations.

94% of public water systems in Indian country reported no violations of a health-based drinking water standard in 2000.

- 99 health-based violations in Indian country were reported to SDWIS/FED in 2000. The Maximum Contaminant Level (MCL) for the Total Coliform Rule was the health-based standard most frequently violated.

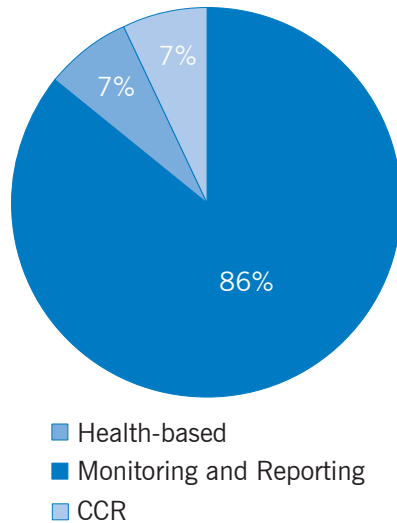
Percentage of Health-Based Violations by Rule



The vast majority of violations reported to SDWIS/FED in 2000 were for a public water system's significant failure to monitor and report, rather than for a health-based MCL or a treatment technique violation detected and reported.

- Of the 1,374 violations reported to SDWIS/FED in 2000, 1,183 (86%) were significant violations of monitoring and reporting requirements. If a system did not monitor the quality of its water, it is impossible to know if it has violated health-based requirements.
- Public water systems in Indian country represent 0.6% of all public water systems in the United States but were responsible for 1.6% of all monitoring and reporting violations at public water systems reported to SDWIS/FED in 2000.

Type of Violation



88% of community water systems in Indian country complied with the new Consumer Confidence Report Rule.

- The Consumer Confidence Report Rule requires all community water systems to provide an annual report to customers identifying the contaminants detected in their water and the health risks associated with those contaminants.
- In calendar year 2000, 92 community water systems in Indian country were found to have a “significant” violation of the Consumer Confidence Report Rule, meaning that the community water system completely failed to provide the required report.

COMPLIANCE ASSISTANCE AND ENFORCEMENT

EPA uses multiple approaches to ensure public water systems in Indian country comply with SDWA regulations.

EPA’s tribal compliance assistance program is designed to help maintain compliance with SDWA by building cooperative working relationships with utility managers, operators, other tribal environmental staff, and tribal elected officials. The program emphasizes information exchanges, operation assistance, and water quality monitoring.

EPA gives information and assistance directly to

tribal public water system operators, utility managers, and owners through training sessions, newsletters, telephone support, and system visits. On-site technical assistance is provided by engineers and qualified staff who work with tribes to assess current compliance status, develop monitoring schedules and compliance plans, and conduct sanitary surveys. EPA coordinates many of these activities with other federal agencies, including the Indian Health Service and the Bureau of Reclamation. Coordination also occurs with non-governmental organizations and inter-tribal consortia, including the Native American Water Association, the Rural Water Association, and the Rural Community Assistance Corporation.

EPA is also responsible for initiating enforcement actions against owners or operators of public water systems in Indian country if a system is not in compliance with SDWA. In most cases, EPA relies on compliance assistance and informal enforcement actions to facilitate a tribally-owned or -managed public water system’s return to compliance. When a formal enforcement action is appropriate, EPA can initiate administrative orders, including emergency administrative orders, and refer civil and criminal cases to the Department of Justice. The “EPA Policy for the Administration of Environmental Programs on Indian Reservations” (EPA Indian Policy) and the “Guidance on the Enforcement Principles Outlined in the 1984 Indian Policy” (EPA Tribal Enforcement Principles) guide the Agency’s approach to bringing civil administrative or judicial enforcement actions against systems owned, operated, or managed by tribal governments.

Public water systems are required to monitor for 89 different contaminants and conduct analyses using a variety of EPA-approved analytical methods. Where a system fails to perform some or all of the required monitoring, a separate monitoring and reporting violation is recorded for each missed contaminant.

Table 1 shows the number of compliance assistance and enforcement activities directed toward public water systems in Indian country. The information is drawn both from SDWIS/FED and separate records maintained by some EPA Regions. EPA Regions are only required to report to SDWIS/FED on violations and formal enforcement actions related to the resolution of

**TABLE 1: NUMBER OF PUBLIC WATER SYSTEMS
ON TRIBAL LANDS WITH VIOLATIONS BY RULE**

PUBLIC WATER SYSTEMS AND VIOLATIONS	TOTAL NUMBER
Total Number of Public Water Systems	972
Total Number of Public Water Systems with Violations	343
Total Number of Violations	1,374

COMPLIANCE AND ENFORCEMENT ACTIVITY	SDWIS/FED	SUPPLEMENTAL REGIONAL DATA
Federal Administrative Order issued	4	0
Federal Compliance Achieved	80	0
Federal 1431 (Emergency) Order	1	0
Federal Voluntary Reminder Notice	122	330
Federal Compliance Meeting Conducted	1	450
Federal Technical Assistance Visit	0	450
Federal Site Visit (including sanitary surveys)	1	0
Federal Public Notification Requested	45	0
Federal Public Notification Issued	1	0
Federal Public Notification Received	42	0
Federal Boil Water Order	0	40

violations of SDWA; these data are, however, currently incomplete. Some EPA Regions maintain separate records that contain information on both formal and informal enforcement actions and compliance assistance activities.

FINANCIAL ASSISTANCE

EPA provides financial assistance to public water systems in Indian country to help build tribal capacity to operate and maintain systems in compliance with SDWA. Capacity building is a long-term solution which focuses on giving tribes grants, training, and technical assistance as they develop their environmental programs. EPA's General Assistance Program builds tribal capacity by providing grants to plan, develop, and establish environmental protection programs, including drinking water programs.

EPA also distributes funds for specific drinking water program priorities. EPA allotted approximately \$2.7 million (3% of the set-aside of public water systems appropriations) for implementing the Tribal Public Water System Supervision Program in each of the last four fiscal years — fiscal year 1998, fiscal year 1999, fiscal year 2000, and fiscal year 2001. Through this program, EPA awarded a number of grants to tribes and tribal organizations to address various aspects of the drinking water program.

In addition to the 3% set-aside, EPA received an additional \$3 to \$4 million in each of the last four fiscal years for drinking water needs on Indian lands. EPA is focusing on activities such as:

- Tribal Public Water System Supervision Program primacy workshops to provide general outreach material to all tribes eligible to pursue primary enforcement responsibility;
- capacity development projects;
- source water and wellhead protection projects;
- development of a voluntary operator certification program for tribes; and
- provision of operator training and certification to tribal operators.

In the 1996 Amendments to SDWA, an infrastructure funding program was established to improve water supplies. Each year, 1.5% of the appropriation for the national Drinking Water State Revolving Fund program is set aside for American Indian communities and Alaska Native Villages. The initial set-aside from the 1997 appropriation amounted to \$19.25 million. Subsequent set-asides have been: \$10.87 million in fiscal year 1998; \$11.625 million in fiscal year 1999; \$12.3 million in fiscal year 2000; and \$12.347 million in fiscal year 2001.

Finally, technical assistance and training for small tribally-owned or -operated public water systems are also provided. For example, EPA currently has three cooperative agreements with the National Rural Water Association to provide support to small public water systems, including those owned or operated by tribes. Through the cooperative agreements, small tribal public water systems receive information on training and technical assistance, wellhead and ground water protection, and source water protection.

CONCLUSIONS AND RECOMMENDATIONS

In 2000, EPA Regions reported that 35% of the public water systems in Indian country reported a violation of a health-based standard, a significant monitoring and reporting violation, or a significant consumer notification violation. This represents an overall increase from 1999 when 24% of facilities reported a violation of a health-based standard or a significant reporting violation. A combination of factors contributed to

this increase in the number of systems with violations in 2000. First, this report now includes a significant number of violations for failure to notify customers under the Consumer Confidence Report Rule; this information did not appear in previous reports. Second, public water systems and EPA continued to address data quality issues that have led to the identification of additional systems with violations.

During 2000, there was a noticeable decrease in the total number of significant violations of monitoring and reporting requirements in Indian country from 2,392 in 1999 to 1,183 in 2000. This decrease resulted from the fact that systems determine compliance with many chemical contaminants on a three-year cycle. Reports for those contaminants were due in 1998, with the result that monitoring and reporting violations in that year increased dramatically. The 2000 reporting year was the middle of the three-year reporting cycle, so monitoring and reporting violations continued a decline that began in 1999, the first year of the cycle.¹

EPA continues to implement two primary recommendations from previous reports: (1) improve collection and maintenance of compliance data for public water systems in Indian country; and (2) place a priority on decreasing the number of monitoring and reporting violations to gain a full understanding of whether health-based violations exist. EPA will accomplish these recommendations by:

- continuing to work cooperatively with tribal governments and their utility managers and water system operators to improve compliance with monitoring and reporting requirements and with health-based standards, particularly the Total Coliform Rule and Surface Water Treatment Rule;
- increasing EPA's field presence, conducting more frequent sanitary surveys, and engaging in targeted technical and compliance assistance and enforcement;
- improving the inventory of public water systems in Indian country;
- improving the collection and entry into SDWIS/FED of compliance and enforcement information in a timely manner to avoid keeping multiple records;

¹ Systems must monitor for most chemical contaminants one time within a standard three-year compliance period.

- continuing to support and encourage capital improvements for public water systems to improve the infrastructure (and therefore compliance with SDWA requirements) of public water systems in Indian country, including grants provided under the Drinking Water Tribal Infrastructure Improvement Program; and
- focusing on small system compliance issues and the development of small system capacity.

Ultimately, EPA will continue to respond to compliance and enforcement issues at public water systems owned, operated, or managed by tribal governments in a manner consistent with SDWA, the EPA Indian Policy, and the EPA Tribal Enforcement Principles. As such, EPA will usually emphasize compliance assistance as the first step in returning these systems to compliance. Where compliance assistance is ineffective and where, among other things, there is a significant threat to human health or the environment, EPA will take appropriate steps to return systems to compliance, including formal enforcement actions.

Appendix A

Glossary of Terms

Administrative Order

Formal enforcement actions issued by EPA or a State to address noncompliance at a public water system, usually by means of a compliance schedule with enforceable milestone dates.

Chemical Rules

Refers collectively to regulations that protect the public from unsafe levels of organic chemicals, inorganic chemicals (other than lead and copper), and radioactivity in drinking water.

Community Water System

A public water system that serves at least 15 service connections used by year-round residents or regularly serves at least 25 year-round residents (e.g., homes, apartments and condominiums that are occupied year-round as primary residences).

Consumer Confidence Rule

Requires community water systems to prepare and provide to their customers annual consumer confidence reports on the quality of the water delivered by the systems.

Federally-recognized Indian Tribe

An Indian tribe, band, nation, pueblo, community, or Alaska Native Village that the Secretary of the Interior acknowledges to exist as an Indian tribe pursuant to the Federally Recognized Indian Tribe List Act of 1994, 25 U.S.C. Section 479a. Maintained by the Department of the Interior, the list of federally-recognized tribes is updated periodically and published in the Federal Register. The latest list of federally-recognized Indian tribes is available at 65 Federal Register 12398 (March 13, 2000).

Health-based Violation

A violation of either a Maximum Contaminant Level or a Treatment Technique requirement.

Inorganic Chemicals

These non-carbon based compounds (such as metals, nitrates, and asbestos) can either occur naturally in some sources of drinking water or be introduced by human activity. EPA has established MCLs for 15 inorganic contaminants. Violations of standards for lead and copper are addressed separately.

Large System

A public water system that serves more than 10,000 people.

Lead and Copper Rule

Requires a public water system to take steps to minimize the risk of exposure to lead and copper in drinking water by monitoring for these contaminants, installing corrosion control where required, and, where necessary, educating the public about ways to reduce exposure. A system may also be required to treat its source water or replace lead service lines.

Maximum Contaminant Level

The maximum permissible level of a contaminant in water delivered to any user of a public water system.

Monitoring and Reporting Violation

Refers to either a violation of a monitoring and reporting schedule or violation of contaminant-specific minimum testing schedules and operational reporting requirements. Those monitoring and reporting violations considered “significant” for the purposes of the state and national public water system compliance reports are described below in Table A-1.

Nitrate and Nitrite

Inorganic compounds that can enter water supplies, primarily from fertilizer runoff and sanitary wastewater discharges.

Non-transient Non-community Water System

A non-community public water system that regularly serves at least 25 of the same persons over six months per year. A typical example of a non-transient non-community water system is a school or an office building that has its own water source, such as a drinking water well.

Organic Chemicals

These carbon-based compounds, such as solvents and pesticides, can enter drinking water through a variety of means, including factory discharges or runoff from crop lands. EPA has established MCLs for 56 organic contaminants.

Primacy

The Safe Drinking Water Act requires EPA, States, and Tribes to work as partners to ensure delivery of safe drinking water to the public. Any State or Indian Tribe can request responsibility for operation and oversight of the drinking water program within its borders. In order to receive this responsibility (called “primary enforcement authority” or “primacy”), a State or Tribe must show, among other things, that it has adopted

drinking water regulations that are at least as stringent as Federal regulations, and demonstrate its capacity both to enforce those regulations and to implement other activities necessary to ensure compliance.

In the absence of State or Tribal primacy, EPA assumes responsibility for administering the drinking water program for that area. Of the 56 eligible States (defined to include Commonwealths, Territories, and the District of Columbia), all but Wyoming and the District of Columbia have primacy. During calendar year 2000, the EPA Regional Offices administered the drinking water program within these two jurisdictions and on all Tribal lands, except for the Navajo Nation in late 2000.

Primary Drinking Water Regulations

These are regulations that apply to public water systems; specify contaminants which, in the judgment of the Administrator, may have an adverse effect on the health of persons; and specify for each such contaminant either a maximum contaminant level or a treatment technique.

Public Water System

A system for the provision to the public of water for human consumption through pipes or other constructed conveyances, if such system has at least fifteen service connections or regularly serves at least 25 individuals at least 60 days out of the year. A public water system can be either a community water system, a non-transient non-community water system, or a transient non-community water system.

Radionuclides

Radioactive particles, such as radium-226, radium-228, gross alpha, and beta particle/photon radioactivity, can occur naturally in water or may result from human activity. EPA has established MCLs for beta/photon emitters, alpha emitters, and combined radium 226/228.

Regional Offices

Responsible for implementing Environmental Protection Agency programs within their respective jurisdictions. Regional Offices cooperate with Federal, State, interstate, and local agencies, as well as with industry, academic institutions, and other private groups to ensure

that Regional needs are addressed and that Federal environmental laws are upheld.

Small Systems

Public water systems that serve no more than 3,300 people.

Surface Water Treatment Rule

The Surface Water Treatment Rule (SWTR) requires a public water system served by surface water or by ground water under the influence of surface water to take steps (such as disinfection, filtration followed by disinfection, or watershed control) to reduce potential exposure to microbiological contamination.

Total Coliform Rule

Establishes limits on coliform bacteria in water distribution systems. Although coliform bacteria, which are found in decaying organic material and in the intestinal tract of humans and animals, are usually not harmful to human health, their presence may indicate the presence of other, more dangerous microbial contamination.

SDWIS/FED

EPA's database for collecting safe drinking water monitoring results from oversight agencies. SDWIS stands for Safe Drinking Water Information System. Public Water Systems are required to report all monitoring results to the primary enforcement authority. States with primacy, or EPA where it administers the program, analyze the monitoring results, determine compliance, and report violations to EPA on a quarterly basis. EPA maintains records of these violations in SDWIS/FED. SDWIS/FED records only violations, not results that demonstrate compliance with drinking water standards.

Total Trihalomethanes

These chemicals can be by-products of chemical processes used to disinfect drinking water.

Transient Non-community Water System

A non-community water system that regularly serves at least 25 people (but not the same 25) over six months per year. A typical example is a campground or a highway rest stop that has its own water source, such as a drinking water well.

Treatment Technique

In cases where EPA has determined it is not technically or economically feasible to establish

an MCL, the Agency can instead specify a treatment technique. These are treatment methods required by EPA to minimize the level of a contaminant in drinking water.

Variances and Exemptions

A public water system that cannot comply with a drinking water standard because of poor source water quality, or, in the case of small systems, inadequate financial resources, can be granted a variance to comply with less stringent, but still protective standards based on a specific EPA-approved technology available to the system. An exemption allows a PWS with compelling circumstances (including economic considerations) additional time to achieve compliance with applicable SDWA requirements, so long as public health is adequately protected.

**TABLE A-1: SIGNIFICANT MONITORING VIOLATIONS FOR
ANNUAL STATE PUBLIC WATER SYSTEM REPORTS**

Rule		Violation Type	Description	SDWIS Violation Code ¹	SDWIS Contaminant Code
Total Coliform Rule		Major routine	No samples collected during a compliance period	23	3100
		Major repeat	No follow-up samples collected after a positive total coliform sample or no speciation	25	3100
Surface Water Treatment Rule		Major (filtered)	Collected less than 90% of samples required during a compliance period	36	None
		Major (unfiltered)	Collected less than 90% of samples required during a compliance period	31	None
Lead and Copper Rule		Initial lead and copper tap	Either failed to collect the initial tap samples, and then failed to correct that omission within a) 3 months for large systems, b) 6 months for medium systems, or c) 12 months for small systems; or failed to submit the associated report	51	
		Follow-up or routine lead and copper tap	Failed to collect 1 or more required samples	52	
Chem	Phase I, II, IIB, and V Rules	Regular monitoring	Failed to collect any required samples ²	03	By contaminant
	Total Trihalomethanes	Regular monitoring	Failed to collect any required samples	03	2950
	Radionuclides	Regular monitoring	Failed to collect any required samples	03	4000, 4100, 4010

1 EPA's Safe Drinking Water Information System (SDWIS/FED) makes no distinction between the sampling violations and the reporting violations associated with a sample collection requirement. Both violations are reported under the same violation code.

2 Failure to collect "any required samples" means none of the required samples were collected.

**TABLE A-2: SUMMARY OF DRINKING WATER REGULATIONS FOR
PUBLIC WATER SYSTEMS DURING 2000**

Applicability of Regulations			
Contaminant/Rule	Community Water Systems	Non-transient Non-Community Water Systems	Transient Non-Community Water Systems
Organic Contaminants	All	All	Some (Only epichlorohydrin and acrylamide)
Total Trihalomethanes (TTHM)	Some (Only systems serving more than 10,000)	None	None
Inorganic Contaminants	All	Some (All except arsenic and fluoride)	None
Nitrate and Nitrite	All	All	All
Radionuclides	All	None	None
Total Coliform	All	All	All
Surface Water Treatment	Some (Only PWSs using surface water sources or ground water sources under the direct influence of surface water)	Some (Only PWSs using surface water sources or ground water sources under the direct influence of surface water)	Some (Only PWSs using surface water sources or ground water sources under the direct influence of surface water)
Lead and Copper	All	All	None

Appendix B

Summaries of State Annual Compliance Reports

CONTENTS

Alabama	B-7	Montana	B-35
Alaska	B-8	Nebraska	B-36
American Samoa	B-9	Nevada	B-37
Arizona	B-10	New Hampshire	B-38
Arkansas	B-11	New Jersey	B-39
California	B-12	New Mexico	B-40
Colorado	B-13	New York	B-41
Connecticut	B-14	North Carolina	B-42
Delaware	B-15	North Dakota	B-43
District of Columbia	B-16	Northern Mariana Islands	B-44
Florida	B-17	Ohio	B-45
Georgia	B-18	Oklahoma	B-46
Guam	B-19	Oregon	B-47
Hawaii	B-20	Pennsylvania	B-48
Idaho	B-21	Puerto Rico	B-49
Illinois	B-22	Rhode Island	B-50
Indiana	B-23	South Carolina	B-51
Iowa	B-24	South Dakota	B-52
Kansas	B-25	Tennessee	B-53
Kentucky	B-26	Texas	B-54
Louisiana	B-27	Utah	B-55
Maine	B-28	Vermont	B-56
Maryland	B-29	Virgin Islands	B-57
Massachusetts	B-30	Virginia	B-58
Michigan	B-31	Washington	B-59
Minnesota	B-32	West Virginia	B-60
Mississippi	B-33	Wisconsin	B-61
Missouri	B-34	Wyoming	B-62

This Appendix presents a summary of each state report in a standardized format. The format includes an overall summary of the violations data specified in Section 1414 of the 1996 Safe Drinking Water Act (SDWA) Amendments (i.e., violations with respect to maximum contaminant levels (MCLs), treatment technique violations, significant monitoring and reporting requirements, Consumer Confidence Report violations, and variances and exemptions).

This Appendix summarizes the data reported by the States, but does not interpret it. Therefore, other factors must be taken into account before drawing conclusions about a State program. For example, public water systems are required to report all violations to the State, but State drinking water programs vary in the regulations they choose to emphasize. A State that decided to focus attention and resources on one particular rule may have discovered and reported many more violations of that rule than a State that chose to focus on a different rule. A disproportionate number of violations in a State could also indicate that the State needs to work with its public water systems to improve their compliance.

Readers are cautioned to view the violations data provided in the State summaries within the context of each State and its individual drinking water program.

In 2000, EPA received State Public Water System Compliance Reports from 46 of the 54 primacy states, Commonwealths, and Territories. As in past years, American Samoa, Guam, and the Northern Mariana Islands did not submit reports, and, with limited exceptions, did not supply information to SDWIS/FED. EPA did not receive a report from Arizona, California, Massachusetts, New Mexico, and the Virgin Islands. Appendix B supplies what information is available in SDWIS/FED to indicate violations at public water systems in the Pacific territories.

Because the District of Columbia, Wyoming, and Indian Tribes did not have primary enforcement responsibility for drinking water in calendar year 2000, EPA prepared reports for those jurisdictions. The Navajo Nation took primary enforcement responsibility in late 2000, but EPA did not ask the tribe to produce a report.

Violations for 2000

EPA summarizes the number of MCL, treatment technique, and significant monitoring and

reporting violations¹ reported by each state in five categories:

- Violations of chemical contaminant requirements²
- Violations of the Total Coliform Rule
- Violations of the Surface Water Treatment Rule
- Violations of the Lead and Copper Rule
- Violations of the Consumer Confidence Report Rule.

EPA summarizes the numbers of individual public water systems in violation in each of these five categories, as reported by the state.

If a state's report did not include information in a category, EPA's summary notes the omission.

2000 Totals

EPA also summarizes the total number of systems in each state, the total number of violations reported, and the total number of PWSs in violation, if the state reported this information.

Systems in Violation

Systems in Violation is defined as the number of different systems with a reported violation of this type. Some states counted a system with multiple violations or violations in more than one category as one violating system. Other states counted a violating system each time it had a violation, or once for each of the regulatory categories in which it had a violation. If EPA's review of a state's report indicated some violating systems were counted more than once, an asterisk notes that the state's number possibly overcounts violating systems.

Variances and Exemptions

There were no reported violations of variances and exemptions in 2000.

Where to Obtain the 2000 Annual Public Water Systems Report

If a state's report includes information on how to obtain a copy of the report, that information is provided on the state summary page in this Appendix.

1 A comprehensive definition of significant monitoring and reporting violations including exceptions to the definition for the Total Coliform Rule and Lead and Copper Rule appears in Appendix A.
2 MCL and significant monitoring violations for organic, inorganic, total trihalomethane (TTHM), nitrate and nitrite, and radionuclide contaminants.

TABLE B-1: SUMMARY OF ELEMENTS REPORTED BY STATES

State	Submitted Report	CCR	Reported on Violations Categories			Reported on V/E	Provided Inventory Information	Identified Size and Type of Violating Systems	Discussed Compliance and Enforcement Responses	Identified Each System with MCL and TT Violations	Provided Information to Public on Availability	Provided Additional Information ¹
			MCL	M/R	TT							
Alabama	x		x	x	x	x	x		x	x	x	x
Alaska	x	x	x	x	x	x	x	x	x	x	x	x
American Samoa	Did not submit report.											
Arizona	Did not submit report.											
Arkansas	x		x	x	x	x	x		x	x	x	x
California	Did not submit report.											
Colorado	x		x	x	x		x			x		x
Connecticut	x	x	x	x	x	x	x	x	x	x	x	x
Delaware	x		x	x	x		x		x	x		x
District of Columbia	x	x	x	x	x	x	x	x	x	x	x	x
Florida	x		x	x	x	x	x				x	
Georgia	x	x	x	x	x	x					x	x
Guam	Did not submit report.											
Hawaii	x		x	x	x	x	x	x		x	x	x
Idaho	x				x	x	x		x	x	x	x
Illinois	x	x	x	x	x	x	x		x	x	x	x
Indiana	x	x	x	x	x	x	x		x		x	x
Iowa	x	x	x	x	x	x	x		x	x	x	x
Kansas	x	x	x	x	x	x	x		x	x	x	x
Kentucky	x	x	x	x		x	x			x	x	x
Louisiana	x		x	x	x		x			x	x	x
Maine	x	x	x	x	x							x
Maryland	x		x	x	x	x	x	x	x	x	x	x
Massachusetts	Did not submit report.											
Michigan	x	x	x	x	x	x	x	x	x	x	x	x
Minnesota	x	x	x	x	x		x	x		x	x	x
Mississippi	x	x	x	x	x	x	x		x	x		x
Missouri	x	x	x	x	x		x			x	x	x
Montana	x	x	x	x	x	x	x			x	x	x
Nebraska	x	x	x	x	x	x	x	x	x		x	x
Nevada	x	x	x		x					x	x	x

1. An "x" in this column indicates the state submitted more information in its report than the minimum EPA recommends in guidance.

TABLE B-1: SUMMARY OF ELEMENTS REPORTED BY STATES (*continued*)

State	Submitted Report	Reported on Violations Categories				Reported on V/E	Provided Inventory Information	Identified Size and Type of Violating Systems	Discussed Compliance and Enforcement Responses	Identified Each System with MCL and TT Violations	Provided Information to Public on Availability	Provided Additional Information ¹
		CCR	MCL	M/R	TT							
New Hampshire	x	x	x	x	x	x	x	x	x	x	x	x
New Jersey	x	x	x	x	x	x	x		x	x	x	x
New Mexico	Did not submit report.											
New York	x	x	x	x	x	x	x			x	x	x
North Carolina	x	x	x	x	x	x	x		x		x	x
North Dakota	x	x	x	x	x	x			x	x	x	
Northern Mariana Islands	Did not submit report.											
Ohio	x	x	x	x	x	x	x	x	x	x	x	x
Oklahoma	x	x	x	x	x	x	x		x	x	x	x
Oregon	x	x	x	x	x	x	x	x	x		x	x
Pennsylvania	x	x	x	x	x	x	x		x	x	x	x
Puerto Rico	x		x	x	x		x		x	x	x	x
Rhode Island	x	x	x	x	x		x		x			
South Carolina	x	x	x	x	x	x	x		x	x	x	x
South Dakota	x	x	x	x	x	x	x		x			x
Tennessee	x	x	x	x	x	x	x		x	x	x	x
Texas	x	x	x	x	x	x	x					x
Utah	x		x	x	x							
Vermont	x		x	x	x	x	x		x	x	x	x
Virgin Islands	Did not submit report.											
Virginia	x	x	x	x	x		x		x			
Washington	x		x	x	x	x	x	x		x	x	x
West Virginia	x	x	x	x	x	x	x			x	x	x
Wisconsin	x	x	x	x	x	x	x		x		x	x
Wyoming	x	x	x	x	x	x	x					

1. An "x" in this column indicates the state submitted more information in its report than the minimum EPA recommends in guidance.

State of Alabama 2000 PWS Compliance Report

Violations for 2000

Violations Category	MCL		Treatment Technique		Significant Monitoring	
	Violations	Systems in Violation	Violations	Systems in Violation	Violations	Systems in Violation
Chemical Contaminant Group	0	0			439*	32*
Total Coliform Rule	32	32			37	32
Surface Water Treatment Rule			1	1	1	1
Lead and Copper Rule			0	0	4	4
Consumer Confidence Report					NR	NR

*The state report gives different counts in the text of the report and in the accompanying tables. Counts from the text of the report are shown here.

Total Number of Regulated Systems	719
Total Number of Systems in Violation	NR
Total Number of Violations	514

Where to Obtain the 2000 Annual State Public Water Systems Report

Alabama's State Report is available by accessing the state's web site or by contacting:

ADEM
 Drinking Water Branch
 P. O. Box 301463
 Montgomery, AL
 36130-1463

Web Site: <http://www.adem.state.al.us/viorep2000.html>

E-mail: tsd@adem.state.al.us

State of Alaska 2000 PWS Compliance Report

Violations for 2000

Violations Category	MCL		Treatment Technique		Significant Monitoring	
	Violations	Systems in Violation	Violations	Systems in Violation	Violations	Systems in Violation
Chemical Contaminant Group	1	1			3,686	345
Total Coliform Rule	47	40			1,216	610
Surface Water Treatment Rule			231	108	358	108
Lead and Copper Rule			10	10	316	259
Consumer Confidence Report					590	378

Total Number of Regulated Systems	1,576
Total Number of Systems in Violation	1,009
Total Number of Violations	6,455

Where to Obtain the 2000 Annual State Public Water Systems Report

Alaska's State Report is available by accessing the state's web site or by contacting:

ADEC
 DW/WW Program
 555 Cordova Street
 Anchorage, AK 99501

Web Site: <http://www.state.ak.us/dec/deh/water/violations.htm>

Telephone: (907) 269-7647

American Samoa 2000 PWS Compliance Report

Violations for 2000

Violations Category	MCL		Treatment Technique		Significant Monitoring	
	Violations	Systems in Violation	Violations	Systems in Violation	Violations	Systems in Violation
Chemical Contaminant Group	0	0			0	0
Total Coliform Rule	0	0			0	0
Surface Water Treatment Rule			14	14	0	0
Lead and Copper Rule			0	0	0	0
Consumer Confidence Report					0	0

Total Number of Regulated Systems	22
Total Number of Systems in Violation	NR
Total Number of Violations	14

Where to Obtain the 2000 Annual State Public Water Systems Report

American Samoa did not publish an Annual Report. EPA generated data from SDWIS/FED.

State of Arizona 2000 PWS Compliance Report

Violations for 2000

Violations Category	MCL		Treatment Technique		Significant Monitoring	
	Violations	Systems in Violation	Violations	Systems in Violation	Violations	Systems in Violation
Chemical Contaminant Group	41	31			143	97
Total Coliform Rule	86	73			1,373	441
Surface Water Treatment Rule			11	11	269	65
Lead and Copper Rule			0	0	0	0
Consumer Confidence Report					372	372

Total Number of Regulated Systems	1,701
Total Number of Systems in Violation	NR
Total Number of Violations	2,295

Where to Obtain the 2000 Annual State Public Water Systems Report

Arizona State did not publish an Annual Report. EPA generated data from SDWIS/FED.

State of Arkansas 2000 PWS Compliance Report

Violations for 2000

Violations Category	MCL		Treatment Technique		Significant Monitoring	
	Violations	Systems in Violation	Violations	Systems in Violation	Violations	Systems in Violation
Chemical Contaminant Group	25	9*			0	0
Total Coliform Rule	112	104			219	163
Surface Water Treatment Rule			140	31	75	37
Lead and Copper Rule			0	0	12	12
Consumer Confidence Report					NR	NR

* Possible overcounting of violating systems.

Total Number of Regulated Systems	1,160**
Total Number of Systems in Violation	NR
Total Number of Violations	583

**The state report gives different counts in the text of the report and in the accompanying tables. Counts from the text of the report are shown here.

Where to Obtain the 2000 Annual State Public Water Systems Report

Arkansas' State Report is available by accessing the state's web site or by contacting:

Arkansas Department of Health
Division of Engineering
4815 West Markham Street
Little Rock, AR 72205-2032

Web Site: <http://www.healthyarkansas.com/eng/>

Telephone: (501) 661-2623

Fax: (501) 661-2032

E-mail: scorder@mail.doh.state.ar.us

State of California 2000 PWS Compliance Report

Violations for 2000

Violations Category	MCL		Treatment Technique		Significant Monitoring	
	Violations	Systems in Violation	Violations	Systems in Violation	Violations	Systems in Violation
Chemical Contaminant Group	8	7			0	0
Total Coliform Rule	285	228			314	217
Surface Water Treatment Rule			80	67	0	0
Lead and Copper Rule			0	0	3,386	3,386
Consumer Confidence Report					223	223

Total Number of Regulated Systems	8,146
Total Number of Systems in Violation	NR
Total Number of Violations	4,296

Where to Obtain the 2000 Annual State Public Water Systems Report

California did not publish an Annual Report. EPA generated data from SDWIS/FED.

State of Colorado 2000 PWS Compliance Report

Violations for 2000

Violations Category	MCL		Treatment Technique		Significant Monitoring	
	Violations	Systems in Violation	Violations	Systems in Violation	Violations	Systems in Violation
Chemical Contaminant Group	21	5			31	22
Total Coliform Rule	61	45			381	295
Surface Water Treatment Rule			42	18	105	33
Lead and Copper Rule			3	3	21	21
Consumer Confidence Report					NR	NR

Total Number of Regulated Systems	2,100
Total Number of Systems in Violation	NR
Total Number of Violations	665

Where to Obtain the 2000 Annual State Public Water Systems Report

No information is available on where to obtain the state report.

State of Connecticut 2000 PWS Compliance Report

Violations for 2000

Violations Category	MCL		Treatment Technique		Significant Monitoring	
	Violations	Systems in Violation	Violations	Systems in Violation	Violations	Systems in Violation
Chemical Contaminant Group	22	10*			802	45*
Total Coliform Rule	345	205			213	148
Surface Water Treatment Rule			2	2	0	0
Lead and Copper Rule			19	19	95	95
Consumer Confidence Report					58	58

* Possible overcounting of violating systems.

Total Number of Regulated Systems	~3,900
Total Number of Systems in Violation	NR
Total Number of Violations	1,556

Where to Obtain the 2000 Annual State Public Water Systems Report

Connecticut's State Report is available at the public libraries or by contacting:

Water Supplies Section
 Department of Public Health
 450 Capitol Avenue
 Hartford, CT

Telephone: (860) 509-7333

State of Delaware 2000 PWS Compliance Report

Violations for 2000

Violations Category	MCL		Treatment Technique		Significant Monitoring	
	Violations	Systems in Violation	Violations	Systems in Violation	Violations	Systems in Violation
Chemical Contaminant Group	17	11*			0	0
Total Coliform Rule	38	35			0	0
Surface Water Treatment Rule			0	0	0	0
Lead and Copper Rule			0	0	8	8
Consumer Confidence Report					NR	NR

* Possible overcounting of violating systems.

Total Number of Regulated Systems	611
Total Number of Systems in Violation	79**
Total Number of Violations	63

** The text of the state report gives this number of systems in violation, but this exceeds the number of violations in the report.

Where to Obtain the 2000 Annual State Public Water Systems Report

No information is available on where to obtain the state report.

District of Columbia 2000 PWS Compliance Report

Violations for 2000

Violations Category	MCL		Treatment Technique		Significant Monitoring	
	Violations	Systems in Violation	Violations	Systems in Violation	Violations	Systems in Violation
Chemical Contaminant Group	0	0			0	0
Total Coliform Rule	0	0			0	0
Surface Water Treatment Rule			0	0	0	0
Lead and Copper Rule			0	0	0	0
Consumer Confidence Report					0	0

Total Number of Regulated Systems	2
Total Number of Systems in Violation	0
Total Number of Violations	0

Where to Obtain the 2000 Annual State Public Water Systems Report

District of Columbia's Report is available by accessing the district's web site or by contacting:

Drinking Water Branch (3WP22)

U.S. EPA Region III

1650 Arch Street

Philadelphia, PA 19103-2029

Attention: George Rizzo, DC PWSS Program Manager

Web Site: <http://www.epa.gov/reg3wapd/drinkingwater/links.htm>

Telephone: (215) 814-5781

FAX: (215) 814-2318

E-mail: rizzo.george@epa.gov

State of Florida 2000 PWS Compliance Report

Violations for 2000

Violations Category	MCL		Treatment Technique		Significant Monitoring	
	Violations	Systems in Violation	Violations	Systems in Violation	Violations	Systems in Violation
Chemical Contaminant Group	9	9*			1,093	1,083*
Total Coliform Rule	223	220			840	583
Surface Water Treatment Rule			0	0	0	0
Lead and Copper Rule			0	0	80	80
Consumer Confidence Report					NR	NR

* Possible overcounting of violating systems.

Total Number of Regulated Systems	~7,000
Total Number of Systems in Violation	NR
Total Number of Violations	2,245

Where to Obtain the 2000 Annual State Public Water Systems Report

Florida's State Report is available by accessing the state's web site.

Web Site: <http://www.dep.state.fl.us/water/Wf/dw/default.htm>

State of Georgia 2000 PWS Compliance Report

Violations for 2000

Violations Category	MCL		Treatment Technique		Significant Monitoring	
	Violations	Systems in Violation	Violations	Systems in Violation	Violations	Systems in Violation
Chemical Contaminant Group	0	0			331	273
Total Coliform Rule	150	110			1,060	587
Surface Water Treatment Rule			0	0	0	0
Lead and Copper Rule			0	0	105	105
Consumer Confidence Report					315	258

Total Number of Regulated Systems	NR
Total Number of Systems in Violation	NR
Total Number of Violations	1,961

Where to Obtain the 2000 Annual State Public Water Systems Report

Georgia's State Report is available by contacting:

Doug Davenport
 Department of Natural Resources
 Environmental Protection Division
 Drinking Water Program
 Information Management Unit
 205 Butler St., SE Suite 1362
 Atlanta, GA 30334

Telephone: (404) 651-5162

Guam 2000 PWS Compliance Report

Violations for 2000

Violations Category	MCL		Treatment Technique		Significant Monitoring	
	Violations	Systems in Violation	Violations	Systems in Violation	Violations	Systems in Violation
Chemical Contaminant Group	0	0			0	0
Total Coliform Rule	0	0			0	0
Surface Water Treatment Rule			0	0	0	0
Lead and Copper Rule			0	0	2	2
Consumer Confidence Report					0	0

Total Number of Regulated Systems	12
Total Number of Systems in Violation	NR
Total Number of Violations	2

Where to Obtain the 2000 Annual State Public Water Systems Report

Guam did not publish an Annual Report. EPA generated data from SDWIS/FED.

State of Hawaii 2000 PWS Compliance Report

Violations for 2000

Violations Category	MCL		Treatment Technique		Significant Monitoring	
	Violations	Systems in Violation	Violations	Systems in Violation	Violations	Systems in Violation
Chemical Contaminant Group	0	0			0	0
Total Coliform Rule	9	5			0	0
Surface Water Treatment Rule			39	4	0	0
Lead and Copper Rule			0	0	0	0
Consumer Confidence Report					NR	NR

Total Number of Regulated Systems	132
Total Number of Systems in Violation	9
Total Number of Violations	48

Where to Obtain the 2000 Annual State Public Water Systems Report

Hawaii's State Report is available by contacting:

Hawaii Department of Health
 Safe Drinking Water Branch
 Environmental Management Division
 919 Ala Moana Blvd., Room 308
 Honolulu, HI 96814-4920

Telephone: (808) 586-4258

State of Idaho 2000 PWS Compliance Report

Violations for 2000

Violations Category	MCL		Treatment Technique		Significant Monitoring	
	Violations	Systems in Violation	Violations	Systems in Violation	Violations	Systems in Violation
Chemical Contaminant Group	NR*	NR*			NR*	NR*
Total Coliform Rule	251	211			581	425
Surface Water Treatment Rule			299	22	0	0
Lead and Copper Rule			0	0	16	16
Consumer Confidence Report					NR	NR

Total Number of Regulated Systems	2,077
Total Number of Systems in Violation	573*
Total Number of Violations	1,147*

* The state was not able to report violations due to the changeover from the state's DWIMS database to SDWIS.

Where to Obtain the 2000 Annual State Public Water Systems Report

Idaho's State Report is available by accessing the state's web site or by contacting:

Web Site: <http://www2.state.id.us/deq/water/acr.htm>

DEQ Regional Offices and District Health Departments

North Idaho
Coeur d'Alene Regional Office
2110 Ironwood Parkway
Coeur d'Alene, ID 83814
(208) 769-1422

Southwest Idaho
Boise Regional Office
1445 North Orchard
Boise, ID 83706-2239
(208) 373-0550

Health District 1
Panhandle Health District Dept.
322 Marion
Sandpoint, ID 83864
(208) 265-6384

Health District 5
South Central District Health Dept.
1020 Washington Street North
Twin Falls, ID 83301
(208) 734-5900. Ext. 217

North Central Idaho
Lewiston Regional Office
1118 F Street
Lewiston, ID 83501
(208) 799-4370

Eastern Idaho
Idaho Falls Regional Office
900 N. Skyline, Suite B
Idaho Falls, ID 83402
(208) 528-2650

Health District 2
North Central District Dept.
215 10th Street
Lewiston, ID 83501
(208) 799-0353

Health District 6
Southeastern District Health Dept.
1901 Alvin Ricken Drive
Pocatello, ID 83201-2727
(208) 233-9080, Ext. 320

South Central Idaho
Twin Falls Regional Office
601 Pole Line Road, Suite 2
Twin Falls, ID 83301
(208) 736-2190

Health District 3
Southwest District Health Dept.
920 Main Street
Caldwell, ID 83605
(208) 455-5403

Health District 7
District Seven Health Dept.
254 "E" Street
Idaho Falls, ID 83403-3597
(208) 523-5382

Southeast Idaho
Pocatello Regional Office
224 South Arthur
Pocatello, ID 83204
(208) 236-6160

Health District 4
Central District Health Dept.
707 North Armstrong Place
Boise, ID 83704
(208) 327-7499

State of Illinois 2000 PWS Compliance Report

Violations for 2000

Violations Category	MCL		Treatment Technique		Significant Monitoring	
	Violations	Systems in Violation	Violations	Systems in Violation	Violations	Systems in Violation
Chemical Contaminant Group	184	129			893	34
Total Coliform Rule	99	78			229	142
Surface Water Treatment Rule			0	0	11	4
Lead and Copper Rule			10	7	40	35
Consumer Confidence Report					66	57

Total Number of Regulated Systems	5,855
Total Number of Systems in Violation	400
Total Number of Violations	1,532

Where to Obtain the 2000 Annual State Public Water Systems Report

Michael Crumly
 Chemical Sub-Unit Manager
 Illinois Environmental Protection Agency
 1021 North Grand, P.O. Box 19276
 Springfield, Illinois 62794-9276
 (217) 785-0561

State of Indiana 2000 PWS Compliance Report

Violations for 2000

Violations Category	MCL		Treatment Technique		Significant Monitoring	
	Violations	Systems in Violation	Violations	Systems in Violation	Violations	Systems in Violation
Chemical Contaminant Group	53	21			893	810*
Total Coliform Rule	386	344			2,660	1,508
Surface Water Treatment Rule			12	7	1	1
Lead and Copper Rule			49	47	155	131
Consumer Confidence Report					173	144

* Possible overcounting of violating systems.

Total Number of Regulated Systems	4,211
Total Number of Systems in Violation	2,077
Total Number of Violations	4,382

Where to Obtain the 2000 Annual State Public Water Systems Report

Indiana's State Report is available by accessing the state's web site or contacting:

Indiana Department of Environmental Management
Office of Water Management
Drinking Water Branch

Web Site: <http://www.state.in.us/idem/owm/dwb/compliance.html>

Telephone: (317) 308-3280

State of Iowa 2000 PWS Compliance Report

Violations for 2000

Violations Category	MCL		Treatment Technique		Significant Monitoring	
	Violations	Systems in Violation	Violations	Systems in Violation	Violations	Systems in Violation
Chemical Contaminant Group	93	46*			1,039	1,002*
Total Coliform Rule	184	131			304	223
Surface Water Treatment Rule			1	1	0	0
Lead and Copper Rule			0	0	29	27
Consumer Confidence Report					12	12

* Possible overcounting of violating systems.

Total Number of Regulated Systems	1,995
Total Number of Systems in Violation	NR
Total Number of Violations	1,662

Where to Obtain the 2000 Annual State Public Water Systems Report

Iowa's State Report is available by contacting:

Iowa Department of Natural Resources
Environmental Protection Division
401 SW 7th Street, Suite M
Des Moines, IA 50309-4611

Attention: Charlotte Lafargue Henderson, Environmental Specialist Senior

Telephone: (515) 725-0341

E-mail: charlotte.henderson@dnr.state.ia.us

State of Kansas 2000 PWS Compliance Report

Violations for 2000

Violations Category	MCL		Treatment Technique		Significant Monitoring	
	Violations	Systems in Violation	Violations	Systems in Violation	Violations	Systems in Violation
Chemical Contaminant Group	106	46*			9**	9**
Total Coliform Rule	56	45**			75	43
Surface Water Treatment Rule			17	12	8	7
Lead and Copper Rule			7	7	22	22
Consumer Confidence Report					301	301

* Possible overcounting of violating systems.

** The state report gives different counts in the text of the report and in the accompanying tables. Counts from the text of the report are shown here.

Total Number of Regulated Systems	1,098
Total Number of Systems in Violation	165***
Total Number of Violations	601

*** May not include systems violating Consumer Confidence Report Rule.

Where to Obtain the 2000 Annual State Public Water Systems Report

Kansas' State Report is available by contacting:

Kansas Department of Health and Environment
Bureau of Water
1000 SW Jackson — Suite 420
Topeka, KS 66612-1367

Telephone: (785) 296-5514

State of Kentucky 2000 PWS Compliance Report

Violations for 2000

Violations Category	MCL		Treatment Technique		Significant Monitoring	
	Violations	Systems in Violation	Violations	Systems in Violation	Violations	Systems in Violation
Chemical Contaminant Group	0	0			107	59*
Total Coliform Rule	11	10			114	32
Surface Water Treatment Rule			19	13	33	13
Lead and Copper Rule			NR	NR	245	197
Consumer Confidence Report					104	90

* Possible overcounting of violating systems.

Total Number of Regulated Systems	656
Total Number of Systems in Violation	302
Total Number of Violations	633

Where to Obtain the 2000 Annual State Public Water Systems Report

Kentucky's State Report is available by accessing the state's web site or by contacting:

Kentucky Division of Water
 Drinking Water Branch
 14 Reilly Road
 Ash Building
 Frankfort, KY 40601

Web Site: <http://water.nr.state.ky.us/dw/>

Telephone: (502) 564-3410

State of Louisiana 2000 PWS Compliance Report

Violations for 2000

Violations Category	MCL		Treatment Technique		Significant Monitoring	
	Violations	Systems in Violation	Violations	Systems in Violation	Violations	Systems in Violation
Chemical Contaminant Group	0	0			0	0
Total Coliform Rule	171	138			6	4
Surface Water Treatment Rule			14	5	0	0
Lead and Copper Rule			0	0	8	8
Consumer Confidence Report					NR	NR

Total Number of Regulated Systems	~1,850
Total Number of Systems in Violation	148
Total Number of Violations	197*

*The state report gives different counts in the text of the report and in the accompanying tables. Counts from the text of the report are shown here.

Where to Obtain the 2000 Annual State Public Water Systems Report

Louisiana's State Report is available by contacting:

State of Louisiana
 Department of Health and Hospitals
 Office of Public Health
 Engineering Services
 6867 Bluebonnet
 Suite 222
 Baton Rouge, LA 70810
 Telephone: (225) 765-5038
 Fax: (225) 765-5040

State of Maine 2000 PWS Compliance Report

Violations for 2000

Violations Category	MCL		Treatment Technique		Significant Monitoring	
	Violations	Systems in Violation	Violations	Systems in Violation	Violations	Systems in Violation
Chemical Contaminant Group	0*	NR			63*	NR
Total Coliform Rule	272	NR			990	NR
Surface Water Treatment Rule*			9	NR	0	0
Lead and Copper Rule			88	NR	154	NR
Consumer Confidence Report					8	NR

* Includes only violations of Phase II and V.

Total Number of Regulated Systems	NR
Total Number of Systems in Violation	NR
Total Number of Violations	1,584

Where to Obtain the 2000 Annual State Public Water Systems Report

No information is available on where to obtain the state report.

State of Maryland 2000 PWS Compliance Report

Violations for 2000

Violations Category	MCL		Treatment Technique		Significant Monitoring	
	Violations	Systems in Violation	Violations	Systems in Violation	Violations	Systems in Violation
Chemical Contaminant Group	15	15*			53	44*
Total Coliform Rule	395	355			190	123
Surface Water Treatment Rule			9	8	0	0
Lead and Copper Rule			16	16	86	86
Consumer Confidence Report					NR	NR

* Possible overcounting of violating systems.

Total Number of Regulated Systems	3,827
Total Number of Systems in Violation	NR
Total Number of Violations	764

Where to Obtain the 2000 Annual State Public Water Systems Report

Maryland's State Report is available by accessing the state's web site or by contacting:

Nancy Reilman
MDE
Water Supply Program

Web Site: <http://www.mde.state.md.us>

Telephone: (410) 631-3729

State of Massachusetts 2000 PWS Compliance Report

Violations for 2000

Violations Category	MCL		Treatment Technique		Significant Monitoring	
	Violations	Systems in Violation	Violations	Systems in Violation	Violations	Systems in Violation
Chemical Contaminant Group	1	1			0	0
Total Coliform Rule	104	91			138	78
Surface Water Treatment Rule			54	54	0	0
Lead and Copper Rule			107	94	312	152
Consumer Confidence Report					17	17

Total Number of Regulated Systems	1,636
Total Number of Systems in Violation	NR
Total Number of Violations	733

Where to Obtain the 2000 Annual State Public Water Systems Report

Massachusetts did not publish an Annual Report. EPA generated data from SDWIS/FED.

State of Michigan 2000 PWS Compliance Report

Violations for 2000

Violations Category	MCL		Treatment Technique		Significant Monitoring	
	Violations	Systems in Violation	Violations	Systems in Violation	Violations	Systems in Violation
Chemical Contaminant Group	8	8			974	723
Total Coliform Rule	508	471			1,909	1,576
Surface Water Treatment Rule			0	0	0	0
Lead and Copper Rule			3	3	298	263
Consumer Confidence Report					76	76

Total Number of Regulated Systems	12,368
Total Number of Systems in Violation	2,481
Total Number of Violations	3,776

Where to Obtain the 2000 Annual State Public Water Systems Report

Michigan's State Report is available by contacting:

Michigan Department of Environmental Quality
 Drinking Water and Radiological Protection Division
 P.O. Box 30630
 Lansing, MI 48909-8130

State of Minnesota 2000 PWS Compliance Report

Violations for 2000

Violations Category	MCL		Treatment Technique		Significant Monitoring	
	Violations	Systems in Violation	Violations	Systems in Violation	Violations	Systems in Violation
Chemical Contaminant Group	17	17			0	0
Total Coliform Rule	276	269			81	52
Surface Water Treatment Rule			1	1	36	20
Lead and Copper Rule			0	0	68	67
Consumer Confidence Report					12	11

Total Number of Regulated Systems	8,300
Total Number of Systems in Violation	418
Total Number of Violations	491

Where to Obtain the 2000 Annual State Public Water Systems Report

Minnesota's State Report is available by contacting:

Drinking Water Protection Section
 Division of Environmental Health
 Minnesota Department of Health
 121 East Seventh Place — P.O. Box G4975
 St. Paul, MN
 55164-0975

Telephone: (651) 251-0770

Fax: (651) 257-0775

State of Mississippi 2000 PWS Compliance Report

Violations for 2000

Violations Category	MCL		Treatment Technique		Significant Monitoring	
	Violations	Systems in Violation	Violations	Systems in Violation	Violations	Systems in Violation
Chemical Contaminant Group	0	0			8	8
Total Coliform Rule	59	53			59	41
Surface Water Treatment Rule			0	0	0	0
Lead and Copper Rule			0	0	20	20
Consumer Confidence Report					43	43

Total Number of Regulated Systems	1,401
Total Number of Systems in Violation	NR
Total Number of Violations	189

Where to Obtain the 2000 Annual State Public Water Systems Report

No information is available on where to obtain the state report.

State of Missouri 2000 PWS Compliance Report

Violations for 2000

Violations Category	MCL		Treatment Technique		Significant Monitoring	
	Violations	Systems in Violation	Violations	Systems in Violation	Violations	Systems in Violation
Chemical Contaminant Group	11	7			510	107
Total Coliform Rule	461	283			1,084*	595
Surface Water Treatment Rule			9	6	0	0
Lead and Copper Rule			0	0	111	111
Consumer Confidence Report					151	151

* The state report gives different counts in the text of the report and in the accompanying tables. Counts from the text of the report are shown here.

Total Number of Regulated Systems	2,762
Total Number of Systems in Violation	NR
Total Number of Violations	2,337

Where to Obtain the 2000 Annual State Public Water Systems Report

Missouri's State Report is available by accessing the state's web site or by contacting:

Missouri Department of Natural Resources
Public Drinking Water Program
P.O. Box 176
Jefferson City, MO 65102

Web Site: <http://www.dnr.state.mo.us/deq/pdwp>

Telephone: (800) 361-4827 or (573) 751-5331

State of Montana 2000 PWS Compliance Report

Violations for 2000

Violations Category	MCL		Treatment Technique		Significant Monitoring	
	Violations	Systems in Violation	Violations	Systems in Violation	Violations	Systems in Violation
Chemical Contaminant Group	12	8*			1,078	1,078*
Total Coliform Rule	154	145			810	481
Surface Water Treatment Rule			35	17	18	6
Lead and Copper Rule			131	131	301	199
Consumer Confidence Report					14	14

* Possible overcounting of violating systems.

Total Number of Regulated Systems	2,028
Total Number of Systems in Violation	NR
Total Number of Violations	2,553

Where to Obtain the 2000 Annual State Public Water Systems Report

Montana's State Report is available by contacting:

Public Water Supply Section
Community Services Bureau
Permitting & Compliance Division
Montana Department of Environmental Quality
P.O. Box 200901
Helena, MT 59620-0901
Telephone: (406) 444-4400

State of Nebraska 2000 PWS Compliance Report

Violations for 2000

Violations Category	MCL		Treatment Technique		Significant Monitoring	
	Violations	Systems in Violation	Violations	Systems in Violation	Violations	Systems in Violation
Chemical Contaminant Group	31	28			38	19
Total Coliform Rule	360	265			153	130
Surface Water Treatment Rule			3	2	2	1
Lead and Copper Rule			0	0	0	0
Consumer Confidence Report					150	133

Total Number of Regulated Systems	1,325
Total Number of Systems in Violation	360
Total Number of Violations	737

Where to Obtain the 2000 Annual State Public Water Systems Report

Nebraska's State Report is available by accessing the state's web site or by contacting:

Nebraska Department of Health and Human Services
 Regulation and Licensure
 301 Centennial Mall South
 P.O. Box 95007
 Lincoln, NE 68509

Web Site: <http://www.hhs.state.ne.us/enh/pwsindex.htm>

Telephone: (402) 471-2541

Fax: (402) 471-6436

TDD: (402) 471-9570

State of Nevada 2000 PWS Compliance Report

Violations for 2000

Violations Category	MCL		Treatment Technique		Significant Monitoring	
	Violations	Systems in Violation	Violations	Systems in Violation	Violations	Systems in Violation
Chemical Contaminant Group	13	5*			903	57
Total Coliform Rule	39	33			90	78*
Surface Water Treatment Rule			0	0	NR	NR
Lead and Copper Rule			1	1	72	72*
Consumer Confidence Report					13	13

* Possible overcounting of violating systems.

Total Number of Regulated Systems	NR
Total Number of Systems in Violation	NR
Total Number of Violations	1,131

Where to Obtain the 2000 Annual State Public Water Systems Report

Nevada's State Report is available at the County Libraries or Nevada State Health Division office in those counties that do not have a library.

State of New Hampshire 2000 PWS Compliance Report

Violations for 2000

Violations Category	MCL		Treatment Technique		Significant Monitoring	
	Violations	Systems in Violation	Violations	Systems in Violation	Violations	Systems in Violation
Chemical Contaminant Group	1	1			799	74
Total Coliform Rule	222	170			213	158
Surface Water Treatment Rule			2	2	0	0
Lead and Copper Rule			0	0	52	52
Consumer Confidence Report					36	36

Total Number of Regulated Systems	2,199
Total Number of Systems in Violation	NR
Total Number of Violations	1,325

Where to Obtain the 2000 Annual State Public Water Systems Report

New Hampshire's State Report is available by accessing the state's web site or by contacting:

New Hampshire Department of Environmental Services
 Water Division, Water Supply Engineering Bureau
 6 Hazen Drive
 P.O. Box 95
 Concord, NH 03301

Web Site: <http://www.des.state.nh.us/wseb>

Telephone: Laurie Cullerot (603) 271-2954

E-mail: lcullerot@des.state.nh.us

State of New Jersey 2000 PWS Compliance Report

Violations for 2000

Violations Category	MCL		Treatment Technique		Significant Monitoring	
	Violations	Systems in Violation	Violations	Systems in Violation	Violations	Systems in Violation
Chemical Contaminant Group	44	34*			11,607	592*
Total Coliform Rule	295	199			1,070	667
Surface Water Treatment Rule			5	2	5	3
Lead and Copper Rule			1	1	78	25
Consumer Confidence Report					3	3

* Possible overcounting of violating systems.

Total Number of Regulated Systems	4,249
Total Number of Systems in Violation	NR
Total Number of Violations	13,108

Where to Obtain the 2000 Annual State Public Water Systems Report

New Jersey's State Report is available at the public libraries and county and local health offices or by accessing the state's web site:

Web Site: <http://www.state.nj.us/dep/watersupply/violations2000.doc>

State of New Mexico 2000 PWS Compliance Report

Violations for 2000

Violations Category	MCL		Treatment Technique		Significant Monitoring	
	Violations	Systems in Violation	Violations	Systems in Violation	Violations	Systems in Violation
Chemical Contaminant Group	10	6			0	0
Total Coliform Rule	128	103			246	148
Surface Water Treatment Rule			6	5	0	0
Lead and Copper Rule			0	0	16	16
Consumer Confidence Report					405	405

Total Number of Regulated Systems	1,248
Total Number of Systems in Violation	NR
Total Number of Violations	811

Where to Obtain the 2000 Annual State Public Water Systems Report

New Mexico did not publish an Annual Report. EPA generated data from SDWIS/FED.

State of New York 2000 PWS Compliance Report

Violations for 2000

Violations Category	MCL		Treatment Technique		Significant Monitoring	
	Violations	Systems in Violation	Violations	Systems in Violation	Violations	Systems in Violation
Chemical Contaminant Group	474	474			0	0
Total Coliform Rule	43	43			0	0
Surface Water Treatment Rule			139	124	0	0
Lead and Copper Rule			36	36	9	9
Consumer Confidence Report					392	392

Total Number of Regulated Systems	10,335
Total Number of Systems in Violation	NR
Total Number of Violations	1,093

Where to Obtain the 2000 Annual State Public Water Systems Report

New York's State Report is available by contacting:

BPWSP-NYSDOH
547 River St., Room 400
Troy, NY 12180-2216

Telephone: inside state (800) 458-1158 ext. 27650

outside state (518) 402-7650

E-mail: bpwsp@health.state.ny.us.

State of North Carolina 2000 PWS Compliance Report

Violations for 2000

Violations Category	MCL		Treatment Technique		Significant Monitoring	
	Violations	Systems in Violation	Violations	Systems in Violation	Violations	Systems in Violation
Chemical Contaminant Group	31	19			3,150	2,046
Total Coliform Rule	244	224			6,998	3,336
Surface Water Treatment Rule			1	1	0	0
Lead and Copper Rule			17	17	0	0
Consumer Confidence Report					792	691

Total Number of Regulated Systems	7,538
Total Number of Systems in Violation	4,476
Total Number of Violations	11,225*

* The state report gives different counts in the text of the report and in the accompanying tables. Counts from the text of the report are shown here.

Where to Obtain the 2000 Annual State Public Water Systems Report

North Carolina's State Report is available by contacting the North Carolina Public Water Supply section web site or by telephone.

Web Site: www.deh.enr.state.nc.us/pws

Telephone: EPA's Safe Drinking Water Hotline at (800) 426-4791

State of North Dakota 2000 PWS Compliance Report

Violations for 2000

Violations Category	MCL		Treatment Technique		Significant Monitoring	
	Violations	Systems in Violation	Violations	Systems in Violation	Violations	Systems in Violation
Chemical Contaminant Group	4	4			2	2
Total Coliform Rule	56	33			102	72
Surface Water Treatment Rule			1	1	1	1
Lead and Copper Rule			0	0	6	6
Consumer Confidence Report					2	2

Total Number of Regulated Systems	562
Total Number of Systems in Violation	121*
Total Number of Violations	199*

* Includes Minor Monitoring Violations.

Where to Obtain the 2000 Annual State Public Water Systems Report

North Dakota's State Report is available by contacting:

North Dakota Department of Health
Division of Municipal Facilities
P.O. Box 5520
1200 Missouri Avenue
Bismarck, ND 58506-5520

Attention: LeeAnn Tillotson

Telephone: (701) 328-5293

Fax: (701) 328-5200

E-mail: ltillots@state.nd.us

Northern Mariana Islands 2000 PWS Compliance Report

Violations for 2000

Violations Category	MCL		Treatment Technique		Significant Monitoring	
	Violations	Systems in Violation	Violations	Systems in Violation	Violations	Systems in Violation
Chemical Contaminant Group	0	0			0	0
Total Coliform Rule	0	0			0	0
Surface Water Treatment Rule			0	0	0	0
Lead and Copper Rule			0	0	0	0
Consumer Confidence Report					0	0

Total Number of Regulated Systems	43
Total Number of Systems in Violation	NR
Total Number of Violations	0

Where to Obtain the 2000 Annual State Public Water Systems Report

Northern Mariana Islands did not publish an Annual Report. EPA generated data from SDWIS/FED.

State of Ohio 2000 PWS Compliance Report

Violations for 2000

Violations Category	MCL		Treatment Technique		Significant Monitoring	
	Violations	Systems in Violation	Violations	Systems in Violation	Violations	Systems in Violation
Chemical Contaminant Group	34	23			4,509	664
Total Coliform Rule	1,129	773			1,918	1,291
Surface Water Treatment Rule			225	44	1	1
Lead and Copper Rule			0	0	124	119
Consumer Confidence Report					105	105

Total Number of Regulated Systems	5,757
Total Number of Systems in Violation	2,045
Total Number of Violations	7,820*

* Total violations in report (7,820) differs from the calculated total (8,045). Surface Water Treatment Rule Treatment Technique violations may not be included in the reported total.

Where to Obtain the 2000 Annual State Public Water Systems Report

Ohio's State Report is available by accessing the state's web site or by contacting:

PWS Annual Compliance Report

Ohio EPA — DDAGW

P.O. Box 1049

Columbus, OH 43216-1049

Telephone: Rick Magni or Beth Messer (614) 644-2752

Local Ohio EPA District Office in your region:

Scot Foltz

Ohio EPA

Central District Office

3232 Alum Creek Drive

Columbus, Ohio 43207

(614) 728-3778

Janet Barth

Ohio EPA

Southeast District Office

2195 Front Street

Logan, Ohio 43138

(740) 385-8501

Steve Severyn

Ohio EPA

Southwest District Office

401 East 5TH Street

Dayton, Ohio 45402

(937) 285-6357

Doug Scharp

Ohio EPA

Northwest District Office

347 N. Dunbridge Road

Bowling Green, Ohio 43402

(419) 352-8461

Nancy Rice

Ohio EPA

Northeast District Office

2110 E. Aurora Road

Twinsburg, Ohio 44087

(330) 963-1200

State of Oklahoma 2000 PWS Compliance Report

Violations for 2000

Violations Category	MCL		Treatment Technique		Significant Monitoring	
	Violations	Systems in Violation	Violations	Systems in Violation	Violations	Systems in Violation
Chemical Contaminant Group	62	32			0	0
Total Coliform Rule	36	27			150	67
Surface Water Treatment Rule			46	26	18	17
Lead and Copper Rule			38	38	127	127
Consumer Confidence Report					29	29

Total Number of Regulated Systems	1,736
Total Number of Systems in Violation	NR
Total Number of Violations	506

Where to Obtain the 2000 Annual State Public Water Systems Report

Oklahoma's State Report is available by contacting:

Department of Environmental Quality
 Water Quality Division, 8th Floor
 707 N. Robinson
 Oklahoma City, OK 73101-1677

State of Oregon 2000 PWS Compliance Report

Violations for 2000

Violations Category	MCL		Treatment Technique		Significant Monitoring	
	Violations	Systems in Violation	Violations	Systems in Violation	Violations	Systems in Violation
Chemical Contaminant Group	5	5			641	641
Total Coliform Rule	191	145			1,687	985
Surface Water Treatment Rule			157	57	299	100
Lead and Copper Rule			98	98	94	70
Consumer Confidence Report					177	177

Total Number of Regulated Systems	2,695
Total Number of Systems in Violation	1,485
Total Number of Violations	3,407*

* The state report gives different counts in the text of the report and in the accompanying tables. Counts from the text of the report are shown here.

Where to Obtain the 2000 Annual State Public Water Systems Report

Oregon's State Report is available by accessing the state's web site or by contacting:

Oregon Health Division
800 NE Oregon St.
Portland, OR 97232

Web Site: <http://www.ohd.hr.state.or.us/dwp>

The complete report will be published in the newsletter "The Pipeline" in the Summer of 2001.

State of Pennsylvania 2000 PWS Compliance Report

Violations for 2000

Violations Category	MCL		Treatment Technique		Significant Monitoring	
	Violations	Systems in Violation	Violations	Systems in Violation	Violations	Systems in Violation
Chemical Contaminant Group	135	81			7,380	819
Total Coliform Rule	401	297			1,819	1,301
Surface Water Treatment Rule			72	20	450	96
Lead and Copper Rule			2	2	62	53
Consumer Confidence Report					939	939

Total Number of Regulated Systems	10,395
Total Number of Systems in Violation	2,189*
Total Number of Violations	10,328*

* The state report gives different counts in the text of the report and in the accompanying tables. Counts from the text of the report are shown here. These counts may not include Consumer Confidence Report violations.

Where to Obtain the 2000 Annual State Public Water Systems Report

Pennsylvania's State Report is available by accessing the state's web site or by contacting:

Department of Environmental Protection
 Bureau of Water Supply and Wastewater Management
 P.O. Box 8467, 11th Floor RCSOB
 Harrisburg, PA 17105-8467

Telephone: (717) 787-5017

Web Site: <http://www.dep.state.pa.us>

Puerto Rico 2000 PWS Compliance Report

Violations for 2000

Violations Category	MCL		Treatment Technique		Significant Monitoring	
	Violations	Systems in Violation	Violations	Systems in Violation	Violations	Systems in Violation
Chemical Contaminant Group	8	6*			2,277	1,239*
Total Coliform Rule	992	393*			1,234	225*
Surface Water Treatment Rule			317	177*	1,213	143*
Lead and Copper Rule			0	0	29	21*
Consumer Confidence Report					NR	NR

* Possible overcounting of violating systems.

Total Number of Regulated Systems	NR
Total Number of Systems in Violation	NR
Total Number of Violations	6,070

Where to Obtain the 2000 Annual State Public Water Systems Report

Puerto Rico's Report is available by contacting:

Department of Health
Public Water Supply Supervision Program
National Plaza 431 Floor 9 Office 903
Ponce De Leon Avenue
Hato Rey, PR 00917

Department of Health
Public Water Supply Supervision Program
PO Box 70184
Rio Piedras, PR 00936

Telephone: (787) 777-0150

State of Rhode Island 2000 PWS Compliance Report

Violations for 2000

Violations Category	MCL		Treatment Technique		Significant Monitoring	
	Violations	Systems in Violation	Violations	Systems in Violation	Violations	Systems in Violation
Chemical Contaminant Group	4*	4*			1	1
Total Coliform Rule	16*	16*			2	2
Surface Water Treatment Rule			0	0	0	0
Lead and Copper Rule			0	0	0	0
Consumer Confidence Report					3	3

Total Number of Regulated Systems	484
Total Number of Systems in Violation	29*
Total Number of Violations	38*

*The state report gives different counts in the text of the report and in the accompanying tables. Counts from the text of the report are shown here.

Where to Obtain the 2000 Annual State Public Water Systems Report

No information is available on where to obtain the state report.

State of South Carolina 2000 PWS Compliance Report

Violations for 2000

Violations Category	MCL		Treatment Technique		Significant Monitoring	
	Violations	Systems in Violation	Violations	Systems in Violation	Violations	Systems in Violation
Chemical Contaminant Group	33	14			0	0
Total Coliform Rule	98	81			168	86
Surface Water Treatment Rule			10	9	1	1
Lead and Copper Rule			4	4	78	78
Consumer Confidence Report					22	22

Total Number of Regulated Systems	1,569
Total Number of Systems in Violation	255
Total Number of Violations	406*

* The state report gives different counts in the text of the report and in the accompanying tables. Counts from the text of the report are shown here.

Where to Obtain the 2000 Annual State Public Water Systems Report

South Carolina's State Report is available by accessing the state's web site or by contacting:

SCDHEC's Bureau of Water
2600 Bull Street
Columbia, SC 29201

Web Site: <http://www.scdhec.net/water>

Telephone: Mr. Bruce Bleau with SCDHEC's Bureau of Water at (803) 898-4154

SCDHEC's Freedom of Information Office at (803) 898-3880

Fax: (803) 898-3795

E-mail: bleaubp@columb32.dhec.state.sc.us

State of South Dakota 2000 PWS Compliance Report

Violations for 2000

Violations Category	MCL		Treatment Technique		Significant Monitoring	
	Violations	Systems in Violation	Violations	Systems in Violation	Violations	Systems in Violation
Chemical Contaminant Group	18	13*			478	45*
Total Coliform Rule	65	46			164	107
Surface Water Treatment Rule			1	1	0	0
Lead and Copper Rule			6	6	84	66**
Consumer Confidence Report					79	75

* Possibly overcounts violating systems.

** The state report gives different counts in Table 1 and Table 2. Counts from Table 1 are shown here.

Total Number of Regulated Systems	720
Total Number of Systems in Violation	NR
Total Number of Violations	895

Where to Obtain the 2000 Annual State Public Water Systems Report

No information is available on where to obtain the state report.

State of Tennessee 2000 PWS Compliance Report

Violations for 2000

Violations Category	MCL		Treatment Technique		Significant Monitoring	
	Violations	Systems in Violation	Violations	Systems in Violation	Violations	Systems in Violation
Chemical Contaminant Group	1	1			219	41*
Total Coliform Rule	67	52			427	239
Surface Water Treatment Rule			40	17	7	7
Lead and Copper Rule			0	0	3	2
Consumer Confidence Report					12	12

* Possible overcounting of violating systems.

Total Number of Regulated Systems	1,171
Total Number of Systems in Violation	NR
Total Number of Violations	776

Where to Obtain the 2000 Annual State Public Water Systems Report

Tennessee's State Report is available by accessing the state's web site or by contacting:

Division of Water Supply - Central Office
 401 Church Street
 6th Floor, L&C Tower
 Nashville, TN 37243-1549

Web Site: <http://www.state.tn.us/environment/dws/index.html>

Telephone: (615) 532-0191

State of Texas 2000 PWS Compliance Report

Violations for 2000

Violations Category	MCL		Treatment Technique		Significant Monitoring	
	Violations	Systems in Violation	Violations	Systems in Violation	Violations	Systems in Violation
Chemical Contaminant Group	235	138*			N/A**	N/A**
Total Coliform Rule	141	129			N/A**	N/A**
Surface Water Treatment Rule			47	24	207	39
Lead and Copper Rule			14	14	186	174
Consumer Confidence Report					292	292

* Possible overcounting of violating systems.

** Monitoring is conducted by state employees or their agents.

Total Number of Regulated Systems	6,672
Total Number of Systems in Violation	NR
Total Number of Violations	1,122

Where to Obtain the 2000 Annual State Public Water Systems Report

No information is available on where to obtain the state report.

State of Utah 2000 PWS Compliance Report

Violations for 2000

Violations Category	MCL		Treatment Technique		Significant Monitoring	
	Violations	Systems in Violation	Violations	Systems in Violation	Violations	Systems in Violation
Chemical Contaminant Group	0	0			3,080	2,547*
Total Coliform Rule	117	85			319	199
Surface Water Treatment Rule			17	6	23	5
Lead and Copper Rule			0	0	22	22
Consumer Confidence Report					NR	NR

* Possible overcounting of violating systems.

Total Number of Regulated Systems	NR
Total Number of Systems in Violation	NR
Total Number of Violations	3,578

Where to Obtain the 2000 Annual State Public Water Systems Report

No information is available on where to obtain the state report.

State of Vermont 2000 PWS Compliance Report

Violations for 2000

Violations Category	MCL		Treatment Technique		Significant Monitoring	
	Violations	Systems in Violation	Violations	Systems in Violation	Violations	Systems in Violation
Chemical Contaminant Group	1	1			255	235*
Total Coliform Rule	81	66			241	207
Surface Water Treatment Rule			1	1	21	8
Lead and Copper Rule			0	0	6	6
Consumer Confidence Report					NR	NR

* Possible overcounting of violating systems.

Total Number of Regulated Systems	1,359
Total Number of Systems in Violation	NR
Total Number of Violations	606

Where to Obtain the 2000 Annual State Public Water Systems Report

Vermont's State Report is available by contacting:

State Water Supply Division
103 South Main St.
Waterbury, VT 05671-0403

Telephone: inside state (800) 823-6500

outside state (802) 241-3400

Virgin Islands 2000 PWS Compliance Report

Violations for 2000

Violations Category	MCL		Treatment Technique		Significant Monitoring	
	Violations	Systems in Violation	Violations	Systems in Violation	Violations	Systems in Violation
Chemical Contaminant Group	0	0			0	0
Total Coliform Rule	106	83			28	23
Surface Water Treatment Rule			0	0	0	0
Lead and Copper Rule			0	0	5	5
Consumer Confidence Report					80	80

Total Number of Regulated Systems	463
Total Number of Systems in Violation	NR
Total Number of Violations	219

Where to Obtain the 2000 Annual State Public Water Systems Report

Virgin Islands did not publish an Annual Report. EPA generated data from SDWIS/FED.

State of Virginia 2000 PWS Compliance Report

Violations for 2000

Violations Category	MCL		Treatment Technique		Significant Monitoring	
	Violations	Systems in Violation	Violations	Systems in Violation	Violations	Systems in Violation
Chemical Contaminant Group	12	10*			132	93*
Total Coliform Rule	281	207			423	282
Surface Water Treatment Rule			122	14	12	1
Lead and Copper Rule			109	104	258	216
Consumer Confidence Report					192	176

* Possible overcounting of violating systems.

Total Number of Regulated Systems	3,759
Total Number of Systems in Violation	449
Total Number of Violations	1,541

Where to Obtain the 2000 Annual State Public Water Systems Report

Virginia's State Report is available by accessing the state's web site or by contacting:

Office of Water Programs
 Abingdon Field Office-Field 1
 East Main St.
 Abingdon, VA 24210

Web Site: <http://www.vdh.state.va.us>

Telephone: (540) 676-5650

State of Washington 2000 PWS Compliance Report

Violations for 2000

Violations Category	MCL		Treatment Technique		Significant Monitoring	
	Violations	Systems in Violation	Violations	Systems in Violation	Violations	Systems in Violation
Chemical Contaminant Group	0	0			0	0
Total Coliform Rule	538	399			1,546	938
Surface Water Treatment Rule			111	49	89	19
Lead and Copper Rule			29	29	1,433	1,294
Consumer Confidence Report					NR	NR

Total Number of Regulated Systems	4,262
Total Number of Systems in Violation	2,224
Total Number of Violations	3,746

Where to Obtain the 2000 Annual State Public Water Systems Report

Washington's State Report is available by contacting:

Department of Health
Division of Drinking Water
P.O. Box 47822
Olympia, Washington 98504-7822

State of West Virginia 2000 PWS Compliance Report

Violations for 2000

Violations Category	MCL		Treatment Technique		Significant Monitoring	
	Violations	Systems in Violation	Violations	Systems in Violation	Violations	Systems in Violation
Chemical Contaminant Group	3	1			2,924	245
Total Coliform Rule	72	61			928	450
Surface Water Treatment Rule			13	7	0	0
Lead and Copper Rule			11	11	176	101
Consumer Confidence Report					222	177

Total Number of Regulated Systems	1,373
Total Number of Systems in Violation	667
Total Number of Violations	4,349

Where to Obtain the 2000 Annual State Public Water Systems Report

West Virginia's State Report is available by accessing the state's web site or by contacting the EPA's Safe Drinking Water Hotline.

Web Site: <http://www.wvdhhr.org/oehs/eed/reports.htm>

Telephone: Hotline (800) 426-4791

State of Wisconsin 2000 PWS Compliance Report

Violations for 2000

Violations Category	MCL		Treatment Technique		Significant Monitoring	
	Violations	Systems in Violation	Violations	Systems in Violation	Violations	Systems in Violation
Chemical Contaminant Group	109	68*			4,634	1,279*
Total Coliform Rule	488	399**			1,471	1,244
Surface Water Treatment Rule			0	0	0	0
Lead and Copper Rule			2	2	152	76
Consumer Confidence Report					209	209

* Possible overcounting of violating systems.

** The state report gives different counts in the text of the report and in the accompanying tables. Counts from the text of the report are shown here.

Total Number of Regulated Systems	11,659
Total Number of Systems in Violation	3,006*
Total Number of Violations	7,065

* Total systems in violation does not include systems violating CCR.

Where to Obtain the 2000 Annual State Public Water Systems Report

Wisconsin's State Report is available by contacting:

Bureau of Drinking Water and Groundwater
 State of Wisconsin Department of Natural Resources
 P.O. Box 7921
 Madison, WI 53707

Telephone: (608) 266-6669

State of Wyoming 2000 PWS Compliance Report

Violations for 2000

Violations Category	MCL		Treatment Technique		Significant Monitoring	
	Violations	Systems in Violation	Violations	Systems in Violation	Violations	Systems in Violation
Chemical Contaminant Group	9	9*			360	73*
Total Coliform Rule	77	52*			170	130
Surface Water Treatment Rule			0	0	1	1
Lead and Copper Rule			0	0	45	44
Consumer Confidence Report					4	4

* Possible overcounting of violating systems.

Total Number of Regulated Systems	745
Total Number of Systems in Violation	NR
Total Number of Violations	666

Where to Obtain the 2000 Annual State Public Water Systems Report

No information is available on where to obtain the state report.

Appendix C

Map of Indian Lands

