

The **NEW** Fuel Economy and Environment Label

EPA DOT Fuel Economy and Environment



Gasoline Vehicle

Fuel Economy



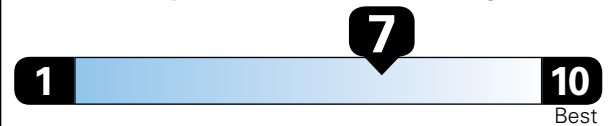
Small SUVs range from 16 to 32 MPG. The best vehicle rates 112 MPGe.

3.8 gallons per 100 miles

You save \$1,350
in fuel costs over 5 years compared to the average new vehicle.

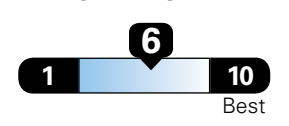
Annual fuel cost \$2,050

Fuel Economy & Greenhouse Gas Rating (tailpipe only)



This vehicle emits 347 grams CO₂ per mile. The best emits 0 grams per mile (tailpipe only). Producing and distributing fuel also create emissions; learn more at fuel economy.gov.

Smog Rating (tailpipe only)



Actual results will vary for many reasons, including driving conditions and how you drive and maintain your vehicle. The average new vehicle gets 23 MPG and costs \$11,600 to fuel over 5 years. Cost estimates are based on 15,000 miles per year at \$3.55 per gallon. MPGe is miles per gasoline gallon equivalent. Vehicle emissions are a significant cause of climate change and smog.

fuel economy.gov

Calculate personalized estimates and compare vehicles



New information:

- Fuel economy & greenhouse gas rating
- Smog rating
- 5-year fuel cost savings value

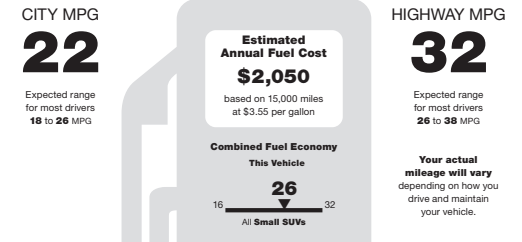
Same information as before:

- City, highway & combined MPG values
- Annual fuel cost
- Within class comparison


Previous Label

EPA Fuel Economy Estimates

These estimates reflect new EPA methods beginning with 2008 models.



See the FREE Fuel Economy Guide at dealers or www.fueleconomy.gov



Striking new design. More efficient.

(And we're just talking about the label)



fuel economy.gov