EPA-600/7-89-015e
December 1989

FIELD EVALUATION OF LOW-EMISSION COAL BURNER TECHNOLOGY ON UTILITY BOILERS

VOLUME V

Burner Evaluation Data Appendices

A. R. Abele
G. S. Kindt
(Energy and Environmental Research Corporation)

and

P. W. Waanders
Babcock & Wilcox
20 S. Van Buren Avenue
Barberton, OH 44203

EPA Contract 68-02-3130

EPA Project Officer: P. Jeff Chappell
Air and Energy Engineering Research Laboratory
Research Triangle Park, NC 27711

Prepared for:

U.S. Environmental Protection Agency
Office of Research and Development
Washington, DC 20460

TECHNICAL REPORT DATA
(Please read Instructions on the reverse before completing)

1. REPORT NO.	2.	3. RECIPIENT'S ACCESSION NO.
EPA-600/7-89-015e		

4. TITLE AND SUBTITLE	5. REPORT DATE
Field Evaluation of Low-Emission Coal Burner Technology on Utility Boilers; Volume V. Burner Evaluation Data Appendices	December 1989
	6. PERFORMING ORGANIZATION CODE
7. AUTHOR(S) A.R. Abele and G.S. Kindt (EERC); and P.W. Waanders (Babcock and Wilcox)*	8. PERFORMING ORGANIZATION REPORT NO.
9. PERFORMING ORGANIZATION NAME AND ADDRESS Energy and Environmental Research Corporation 18 Mason Irvine, California 92718	10. PROGRAM ELEMENT NO.
	11. CONTRACT/GRANT NO. 68-02-3130*
12. SPONSORING AGENCY NAME AND ADDRESS **EPA, Office of Research and Development** **Air and Energy Engineering Research Laboratory** **Research Triangle Park, NC 27711**	13. TYPE OF REPORT AND PERIOD COVERED Final; 9/78 - 6/86
	14. SPONSORING AGENCY CODE **EPA/600/13**

15. SUPPLEMENTARY NOTES AEERL project officer is P. Jeff Chappell, Mail Drop 63, 919/541-3738. (*) Contract with Babcock and Wilcox, P.O. Box 351, Barberton, OH 44203-0351.

16. ABSTRACT The report gives a detailed summary of data which were generated during the testing of experimental burners on EPA's Large Watertube Simulator (LWS) test facility. The test data are presented as a series of appendices. Appendix A describes the data quality assurance procedures which were used throughout the various tests. Appendices B and C summarize all the valid data obtained during the testing of the different burners. These data are presented as computer generated lists of all relevant furnace input data and flue gas measurements.

17. KEY WORDS AND DOCUMENT ANALYSIS

a. DESCRIPTORS	b. IDENTIFIERS/OPEN ENDED TERMS	c. COSATI Field/Group
Pollution Flue Gases Coal Burners Electric Utilities Field Tests Evaluation Quality Control	Pollution Control Stationary Sources	13B 21B 21D 13A 14B 14G 13H, 14D

18. DISTRIBUTION STATEMENT	19. SECURITY CLASS *(This Report)*	21. NO. OF PAGES
Release to Public	Unclassified	341
	20. SECURITY CLASS *(This page)*	22. PRICE
	Unclassified	

EPA Form 2220-1 (9-73)

NOTICE

This document has been reviewed in accordance with U.S. Environmental Protection Agency policy and approved for publication. Mention of trade names or commercial products does not constitute endorsement or recommendation for use.

ABSTRACT

This report presents a detailed summary of data which were generated during the testing of experimental burners on the Large Watertube Simulator (LWS) test facility under Environmental Protection Agency Contract No. 68-02-3130.

The test data are presented as a series of Appendices. Appendix A of the report describes the data quality assurance procedures which were employed throughout the various test series. Appendices B and C summarize all the valid data obtained during the testing of the different burners. These data are presented as computer generated listings of all relevant furnace input data and flue gas measurements.

The work described in this report has been supported by the United States Environmental Protection Agency through Contract No. 68-02-3130 to Babcock & Wilcox (B&W) and to Energy and Environmental Research Corporation under subcontract No. 940962 NR.

TABLE OF CONTENTS

Appendix		Page
A	QUALITY ASSURANCE	A-1
	A.1 Objectives	A-1
	A.2 Routine QA Procedures	A-6
	A.3 System Verification Procedures	A-21
B	DMB EVALUATION DATA	B-1
	B.1 120 x 10^6 Btu/hr Circular Burner Valid Data Summary	B-6
	B.2 60 x 10^6 Btu/hr DRB Valid Data Summary	B-41
	B.3 60 x 10^6 Btu/hr DMB Valid Data Summary	B-50
	B.4 Modified 60 x 10^6 Btu/hr DMB Valid Data Summary	B-96
	B.5 120 x 10^6 Btu/hr DMB Valid Data Summary	B-115
C	SECOND GENERATION LOW-NO_x BURNER VALID DATA	C-1
	C.1 Low-Velocity 80 x 10^6 Btu/hr DRB Valid Data Summary	C-3
	C.2 80 x 10^6 Btu/hr Babcock-Hitachi NR Burner Valid Data Summary	C-47
	C.3 80 x 10^6 Btu/hr XCL Burner Valid Data Summary	C-72

Preceding Page Blank

LIST OF FIGURES

Figure		Page
A-1	LWS Sample Train.	A-10
A-2	Oil Check Summary -- 60 x 10^6 Btu/hr DMB.	A-15
A-3	Oil Check Summary -- 120 x 10^6 Btu/hr Circular Burner & DMB.	A-16
A-4	Oil Check Summary -- Second Generation Low NOx Burners	A-17
A-5	Oil Check Summary -- 80 x10^6 Btu/hr XCL Burner Modifications	A-18
A-6	Oil Check Summary -- Modified 60 x 10^6 Btu/hr DMB and 60 x 10^6 Btu/hr DRB	A-19
A-7	Pulverized Coal Sampling Systems.	A-22
A-8	Continuous Gas Analyzer Relative Accuracy Control Chart	A-32

LIST OF TABLES

Table		Page
A-1	Program Objectives for Measurement Precision, Accuracy, and Completeness.	A-2
A-2	Sampling Procedures	A-3
A-3	Summary of Precision and Accuracy	A-5
A-4	Typical Venturi Flow Meter Pressure Transducer Calibrations.	A-8
A-5	Summary of Air Distribution Precision and Accuracy.	A-9
A-6	Continuous Gas Analyzers.	A-12
A-7	Instrument Calibration Log.	A-13
A-8	Summary of Accuracy and Precision as Determined by Oil Checks for Each Test Series.	A-20
A-9	Coal Fineness Recovery Rate	A-23
A-10	Instrument Performance Test Summary for 60×10^6 Btu/hr DMB Burner Tests (Oct - Dec 1984) . .	A-27
A-11	Instrument Performance Test Summary for 120×10^6 Btu/hr DMB and Circular Burner Tests (Feb - May 1985).	A-28
A-12	Instrument Performance Test Summary for Second Generation Low NOx Burner Tests (Aug - Oct 1985).	A-29
A-13	Instrument Performance Test Summary for Modified 80×10^6 Btu/hr XCL Burner Tests (Feb - Mar 1986) . .	A-30
A-14	Instrument Performance Test Summary for 60×10^6 Btu/hr DMB Burner Testing (May - June 1986)	A-31

APPENDIX A

QUALITY ASSURANCE

A.1 Objectives

The success of this program lies in the quality of the data collected. When this program was initiated in 1978, the U.S. Environmental Protection Agency had not yet established requirements for Quality Assurance Plans. EER prepared a working document in 1980, known as the "Measurements Protocol," to define the measurement requirements for the development and demonstration of low-NO_x burners. This Measurements Protocol documented measurement methods and calibration procedures, and specified measurements for routine and detailed characterization of test conditions. Since the initiation of the project and the preparation of the Measurement Protocol, the EPA instituted a rigorous quality assurance/quality control (QA/QC) program which EER has followed. Specifically, EER has successfully established standard operating procedures for its test facilities based on the QA plans from its EPA contracts, which include 68-02-3913, 68-02-3916, 68-02-3947, and 68-02-4205. Due to the importance of this project, EER adopted a QA/QC program for this project following the requirements established in these QA plans.

Specific Quality Assurance objectives adopted for this program are outlined in Table A-1. These objectives were based on the precision and accuracy levels achievable by the selected measurement methods and consistency with established EER QA/QC procedures. Table A-2 lists the sampling procedures for each measurement. The procedures are standard EPA, ASTM, or other recognized methods. The QA procedures utilized during this program can be divided into routine and system verification checks:

Routine

- Air Flow Distribution
- Air Preheat and Combustor Wall Temperature

TABLE A-1. PROGRAM OBJECTIVES FOR MEASUREMENT PRECISION, ACCURACY, AND COMPLETENESS

Parameters	Measurement Methods	Reference	Precision: Relative Standard Deviation (%)	Accuracy (%)	Completeness (%)
Burner Settings	Direct Inspection		10	10	90
Air Distribution	Calibrated Venturi Flowmeter		4	5	90
Air Flow Rate and Distribution	Thermocouples		5	5	90
Fuel Flow Rate	Weigh Belt Feeder		4	10	90
Combustor Wall Temperature	Thermocouples		5	5	90
NO/NO_x	Continuous Monitor Chemiluminescence	EPA Performance Specification 2	2	20	90
CO	Continuous Monitor NDIR		2	20	90
CO_2	Continuous Monitor NDIR	EPA Performance Specification 3	2	20	90
SO_2	Continuous Monitor UV	EPA Performance Specification 2	2	20	90
O_2	Continuous Monitor (Paramagnetic)	EPA Performance Specification 3	2	20	90
SO_3	Controlled Condensation	Process Meas Proc EPA 68-02-2165, 2/77	20	20	80
Particulate Mass Loading	EPA Method 5		12	20	70
Solid Composition	Ultimate and Proximate Analyses (ASTM)	ASTM D3176, D3172	5	5	90
Fuel Size Distribution	ASTM, ASME Sieve Analysis	ASTM D197 ASME PTC 4-2	10	10	80
Flame Characteristics	Color Video and Direct Inspection		Qualitative	Qualitative	75
Sorbent Feed Rate	Volumetric Feeder		10	10	90
System Pressures	U-Tube Manometer, Magnehelic		10	10	90

TABLE A-2. SAMPLING PROCEDURES

Parameters	Measurement Methods	Sampling Location Selection Criteria	Sampling Procedure	Sampling Frequency	Reference
Burner Settings	Direct Inspection	Burners	Direct Inspection	Every Test Condition	
Air Flow Rate and Distribution	Calibrated Venturi Flow-meter	Air Inlet Ducts		Every Test Condition	
Air Preheat Temperature	Thermocouples	Burner		Every Test Condition	
Fuel Flow Rate	Weigh Belt Feeder	Upstream of Pulverizer	Continuous Direct Weight	Every Test Condition	
Combustor Wall Temperature	Thermocouples	Selected Locations in Furnace		Every Test Condition	
NO/NO_x	Continuous Monitor Chemiluminescence	Modified EPA Performance Specifications for Continuous Monitors	Extractive	Continuous	Fed Register Vol 44 No 197 Oct 10, 1979 pp 58602-58636
CO	Continuous Monitor NDIR				
CO_2	Continuous Monitor NDIR				
SO_2	Continuous Monitor UV				
O_2	Continuous Monitor (Paramagnetic)				
SO_3	Controlled Condensation	EPA Process Measurement Procedures		Selected Conditions	
Particulate Mass Loading	EPA Method 5	EPA Level 1 Solid Sampling Procedures	Extractive	Selected Conditions	Fed Register Vol 42 No. 160 Aug 18, 1977 pp 41776-41782
Solid Composition	Ultimate and Proximate Analyses (ASTM)		Grab Sample	Daily	EPA 600/7-78-201 p 105
Fuel Size Distribution	ASTM, ASME Metho	ASTM D197, ASME PTC 4.2	Multipoint Grab Sample	Daily	ASTM D197, ASME PTC 4.2
Flame Characteristics	Color Video and Direct Inspection	Furnace Sample Ports		Every Test Condition	
Sorbent Feed Rate	Volumetric Feeder			Every Test Condition	
System Pressures	U-Tube Manometer Magnehelic			Every Test Condition	

- Gas Phase Species--Continuous Monitoring
- Pretest Oil Check
- Fuel Size Distribution
- Particulate Samples
- Time Limitation of Valid Data

System Verification

- Venturi Flowmeter Calibrations
- Instrument Performance Tests

The incorporation of the QA procedures into the test plan ensured the documentation and collection of quality data resulting in verifiable and more accurate results and conclusions.

Table A-3 summarizes the precision and accuracy results of key measurements determined following established EER QA procedures. The accuracy results are all within established EER QA goals and precision within limits for the principal measurements. These results are presented for sets of tests which began in October 1984 and ended in June 1986. Since all the work was done using the same equipment, verification of the measurement equipment was completed periodically (about every 6 months) rather than for each particular burner test series. Chronological test periods for each burner were:

60 x 10^6 Btu/hr	DMB	10/2/84 - 11/1/84
120 x 10^6 Btu/hr	Circular	2/28/85 - 3/26/85
120 x 10^6 Btu/hr	DMB	4/15/85 - 5/11/85
80 x 10^6 Btu/hr	DRB	8/13/85 - 9/17/85
80 x 10^6 Btu/hr	HNR	9/20/85 - 10/4/85
80 x 10^6 Btu/hr	XCL	10/8/85 - 10/29/85
80 x 10^6 Btu/hr	XCL	2/11/86 - 3/24/86

TABLE A-3. SUMMARY OF PRECISION AND ACCURACY

Measurement	Burner Configuration(s)										Goals	
	DMB-60		DMB/CIRC-120		DRB/HNR/XCL-80		XCL-80		DRB/DMB-60			
	Precision[1]	Accuracy[1]	Precision	Accuracy	Precision	Accuracy	Precision	Accuracy	Precision	Accuracy	Precision	Accuracy
Air Distribution	2.48	2.35	2.96	2.89	2.56	2.40	2.26	2.35	1.48	1.63	4.0	10.0
Oil Check	1.59	3.87	1.87	2.91	2.07	2.83	1.41	1.48	1.26	2.75	-	10.0
Fuel Size--Sieves	-	4.37	-	NA[2]	-	NA	-	NA	-	NA	10.0	10.0
NO/NO_x	0.49	6.07	0.37	11.3	0.51	6.96	0.86	11.96	0.42	NA	2	20
CO_2	1.73	4.30	1.60	4.37	1.79	NA	1.94	9.71	0.75	NA	2	20
CO	0.71	-	2.50	-	2.72	-	2.44	-	1.45	-	2	20
SO_2	0.71	13.96	0.80	9.81	0.92	11.96	2.36	14.93	NA	NA	2	20
O_2	0.30	11.07	0.70	10.5	0.38	NA	0.68	18.24	1.00	NA	2	20

Notes: [1]Precision and Accuracy given as percent.

[2]NA--Relative accuracy tests not performed during this period.

Modified 60 x 10^6 Btu/hr	DMB	5/19/86 - 6/2/86
60 x 10^6 Btu/hr	DRB	6/13/86 - 6/17/86

In addition during this period, tests were conducted using the same LWS facility for:

B&W P.O. 580244 DM	6/4/85 - 7/15/85
EPA Contract 68-02-4205	11/27/85 - 1/16/86
B&W P.O. 635-0A008408 DM	4/7/86 - 4/23/86

The following subsections discuss each of the QA procedures and results for the specific measurements.

A.2 Routine QA Procedures

Routine calibrations and checks were performed on a daily basis to ensure that test data would be accurate, representative, and reproducible. Daily calibrations included air flow indication and flue gas analyzers. Other daily checks included verification of thermocouple operation, system oxygen balance while firing the oil igniter, pulverized coal size distribution, and time averaged valid data.

A.2.1 Air Flow Distribution

The flow rate and distribution of combustion air among the burner passages during the Distributed Mixing Burner evaluation was determined by direct measurement of the air flow rate to each passage using 18-inch venturi flowmeters. During the Second Generation Low NO_x burner development tests, however, a common windbox was used to contain the multiple secondary air passages because of the proprietary nature of the new B&W commercial burner designs. Thus, no direct measurement of air flow distribution was possible.

The venturi flowmeters were calibrated and checked immediately prior to each test series using a standard pitot tube. During testing, the pressure drop across each venturi meter was continuously monitored using low pressure differential electronic transducers. Each transducer was calibrated manually prior to and immediately after testing each day at pressure differentials of 0.0 and 6-inch H_2O. These pressure differentials represent zero and spanning over the typical operating range of the venturi flowmeters. A liquid manometer is used as the calibration standard.

The calibrations are documented daily on standard forms, such as shown in Table A-4 for a typical test day. The transducers were calibrated within their linear range with 1.0 mV response = 3-inch H_2O pressure differential. From these calibrations, the precision and accuracy of the air flow measurements were calculated. Table A-5 summarizes the zero and calibration drift of the venturi flowmeter transducers for each test series during the test program from October 1984 to June 1986.

A.2.2 Air Preheat and Combustor Wall Temperature

Type K (Chromel/Alumel) thermocouples were used to monitor the combustion air and furnace wall temperatures. ASTM Standard E231-77 specifies that the standard limit of error for Type K commercial thermocouples be $\pm 2^{o}C$ or ± 0.75 percent between 0° and 1250°. To assure that the thermocouples were functioning during testing, a continuous output of the temperatures was displayed on the computer data acquisition printout. In case of thermocouple malfunction, the damaged TC was immediately replaced. If, due to location restrictions, it was not practical to replace the TC while testing, it was replaced prior to the next day of testing.

A.2.3 Gas Phase Species

The exhaust gas phase species composition was measured using the LWS laboratory sampling system as outlined in Figure A-1. Flue gas was sampled immediately upstream of the LWS system SO_x and particulate scrubber ensuring that the flue gas sample was representative of the furnace effluent. A

TABLE A-4. TYPICAL VENTURI FLOWMETER PRESSURE TRANSDUCER CALIBRATIONS

DATE: 9/6/85 FACILITY: LWS PROJECT: B&W 3130

TIME	Initial				Final											
TRANSDUCER/ VENTURI	ZERO		SPAN		ZERO		SPAN		ZERO		SPAN		ZERO		SPAN	
	ΔP	MV	ΔP	MV	ΔP	MV	ΔP	MV	ΔP	MV	ΔP	MV	ΔP	MV	ΔP	MV
1	0.0	0.0	6.3	2.084	0.0	0.003	6.0	1.999								
2	↑	0.001	↑	2.087	↑	0.002	↑	2.001								
3		-0.002		2.086		0.003		2.008								
4		-0.002		2.089		-0.003		2.002								
5	↓	0.0	↓	2.089	↓	0.006	↓	2.007								
6	0.0	-0.001	6.3	2.088	0.0	0.007	6.0	2.024								
7																
8																
9																
10																

TABLE A-5. SUMMARY OF AIR DISTRIBUTION PRECISION AND ACCURACY

Burner Configurations	Initial Zero (mV)	Zero Error (mV)	Zero Precision (% Difference)	Zero Confidence[1] Interval (%)	Zero Drift (%)	Initial Calibration (mV)	Calibration Error (mV)	Calibration Precision (% Difference)	Calibration Confidence Interval (mV)	Final Calibration (mV)	Calibration Drift (%)
DMB-60	0.0015	$0.0046 + 0.\overline{0}04$	0.194	0.0070	0.41	$2.064 + 1.\overline{2}91$	$0.0389 + 0.\overline{0}51$	2.48	0.0094	$2.060 + 1.\overline{2}92$	2.35
DMB/CIRC -120	0.0018	$0.0216 + 0.\overline{0}291$	1.38	0.0045	1.24	$2.11 + 0.\overline{5}2$	$0.053 + 0.\overline{0}62$	2.96	0.0078	$2.10 + 0.\overline{5}8$	2.89
DRB/HNR /XCL-80	0.0004	$0.017 + 0.\overline{0}48$	2.32	0.0061	1.12	$2.07 + 0.\overline{2}8$	$0.0431 + 0.\overline{0}532$	2.56	0.0068	$2.08 + 0.\overline{2}7$	2.40
XCL-80	0.0011	$0.0068 + 0.\overline{0}16$	0.73	0.0028	0.44	$2.16 + 0.\overline{3}8$	$0.0405 + 0.\overline{0}472$	2.26	0.0085	$2.09 + 0.\overline{3}3$	2.35
DRB/DMB -60	0.0015	$0.0114 + 0.\overline{0}265$	1.096	0.0065	0.72	$2.49 + 0.\overline{3}51$	$0.0299 + 0.\overline{0}349$	1.48	0.0086	$2.365 + 0.\overline{4}06$	1.63

[1]Reference ΔP using inclined manometer.

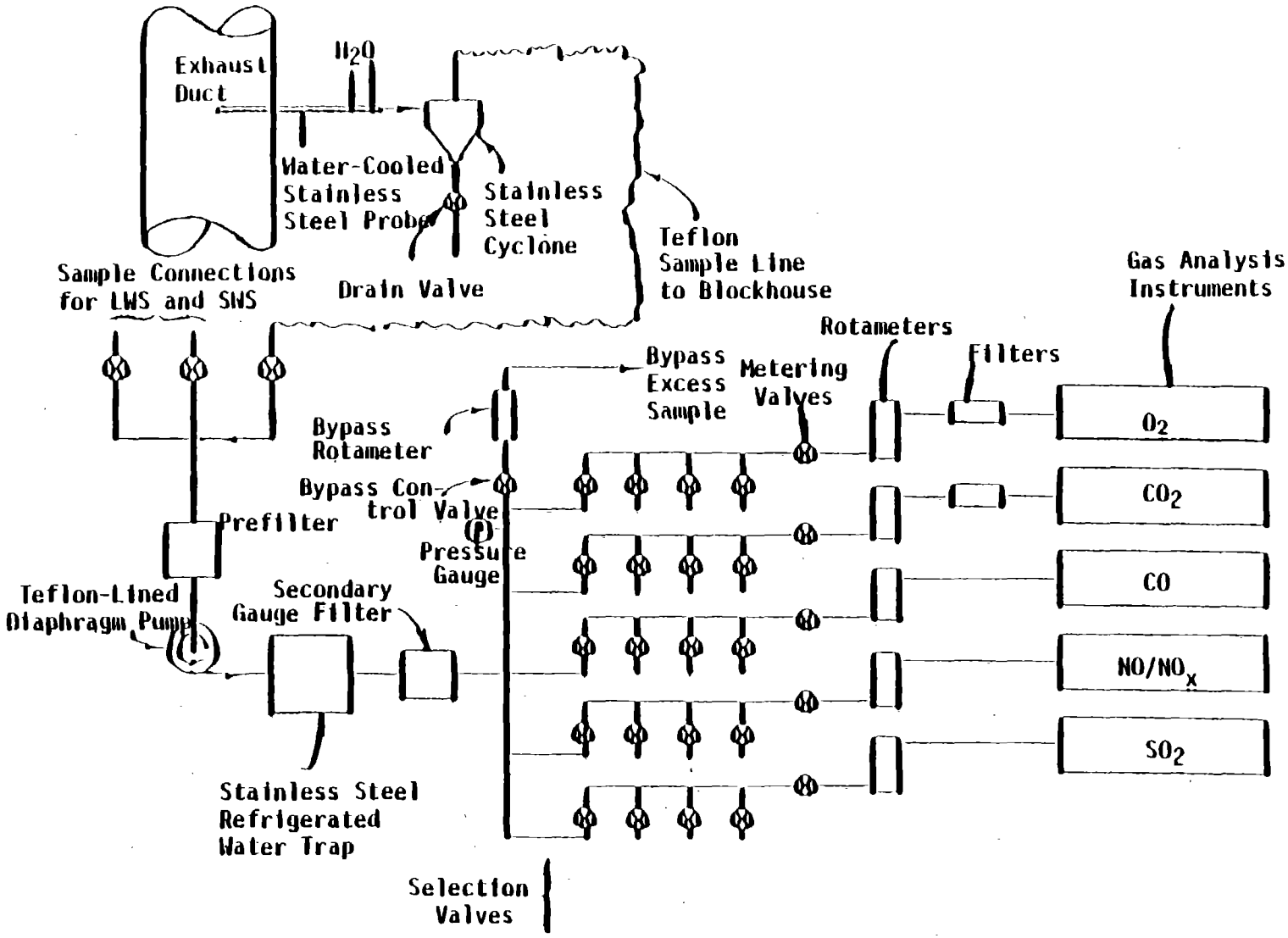

Figure A-1. LWS Sample Train

single sample probe which draws from the center of the duct was used. All materials in contact with the sample gas are limited to glass, stainless steel, Teflon, and a small amount of Kel-F (valve seals) since these materials have been demonstrated as essentially nonreactive to the gases measured over the temperature range involved in this system.

Table A-6 lists the continuous gas analyzers used during these tests. To ensure accuracy, the instruments are operated according to EPA Performance Standards 2 and 3. Each instrument was calibrated with three certified gases; a zero gas and two span gases, at approximately 50 and 90 percent of scale. To increase accuracy and precision, the instruments were calibrated approximately every 2 hours during the test day. The instrument calibrations included electronically calibrating the instrument response to the data logger and the strip chart recorder, simultaneously. This ensured that the instrument, computer printout, and the strip chart were in agreement. The calibrations were documented in a calibration log, such as the example shown as Table A-7 as well as the computer printout and strip chart. This log provided data to evaluate the calibration drift of each instrument for each day of testing. Generally, if the calibration drift exceeded 4 percent during a calibration interval, the valid data obtained during that period was corrected for drift.

A.2.4 Pretest Oil Check

A pretest oil check was completed daily, prior to switching the system to coal. The oil check is used to warm up the system and as a QA check on the overall LWS process system. The oil check is a ratio between the calculated and measured load. The calculated load is a theoretical determination based on the heating value of the fuel oil and the measured oil flow rate. It is independent of the air flow system. The measured load is a function of the O_2 concentration measured in the exhaust, and the air and fuel flow rates. The resultant ratio indicates the overall accuracy of the measurement system: transducers, continuous monitoring instruments, temperatures, and fuel flow rate. The difference between the calculated and

Table A-6

CONTINUOUS GAS ANALYZERS

Gas Measured	Type of Instrument	Manufacturer	Model No.	Range
O_2	Paramagnetic	Beckman	755	10 percent
CO_2	Nondispersive Infrared (NDIR)	Anarad, Inc.	AR 500 R	20 percent
CO	Nondispersive Infrared (NDIR)	Anarad, Inc.	AR 500 R	500 ppm
NO_x	Chemiluminescent	Thermo Electron Corp.	10 AR	1000 ppm
SO_2	Long Path Nondispersive Ultraviolet (NDUV)	DuPont	400	5000 ppm

TABLE A-7. INSTRUMENT CALIBRATION LOG

Date: 9-25-85 Facility: LWS Project: B&W 3130

Time:	7:34	9:21	11:10	13:05	13:45		
O_2							
Initial Zero (Z_i)-Div/MV	0.0	0.2	0.0	0.0			
Initial Span (S_i)-Div/MV	90.0	89.8	90.0	89.4			
Final Zero (Z_f)-Div		0.0	0.0	0.0	0.0		
Final Span (S_f)-Div		90.0	90.0	90.0	90.0		
Span Gas (G_s) %/Div	9.0						
Zero Drift (%) - $\frac{Z_i-Z_f}{G_s}$		-.02	0	0	0		
Span Drift (%) - $\frac{S_i-S_f}{G_s}$		.02	0	.067	0		
CO_2							
Initial Zero (Z_i)-Div/MV	0.0	0.0	0.0	0.0			
Initial Span (S_i)-Div/MV	75.0	76.0	77.0	75.0			
Final Zero (Z_f)-Div		0.0	0.0	0.0	0.0		
Final Span (S_f)-Div		75.0	75.0	75.0	74.5		
Span Gas (G_s)-%/Div	15.0						
Zero Drift (%) - $\frac{Z_i-Z_f}{G_s}$		0	0	0	0		
Span Drift (%) - $\frac{S_i-S_f}{G_s}$		-0.067	-0.13	0	0.033		
CO							
Initial Zero (Z_i)-Div/MV	0.0	0.4	0.0	0.0			
Initial Span (S_i)-Div/MV	50.0	50.0	49.0	51.0			
Final Zero (Z_f)-Div		0.0	0.0	0.0	0.0		
Final Span (S_f)-Div		50.0	50.0	50.0	49.2		
Span Gas (G_s)-PPM/Div	250						
Zero Drift (%) - $\frac{Z_i-Z_f}{G_s}$		-.08	0	0	0		
Span Drift (%) - $\frac{S_i-S_f}{G_s}$		0	0.2	-0.2	0.16		
NO_x							
Initial Zero (Z_i)-Div/MV	0.0	0.2	0.0	0.0			
Initial Span (S_i)-Div/MV	78.6	77.0	78.6	78.6			
Final Zero (Z_f)-Div		0.0	0.0	0.0	0.0		
Final Span (S_f)-Div		78.6	78.6	78.6	78.1		
Span Gas (G_s)-PPM/Div	786						
Zero Drift (%) - $\frac{Z_i-Z_f}{G_s}$		-0.0002	0	0	0		
Span Drift (%) - $\frac{S_i-S_f}{G_s}$		0.002	0	0	0.0006		

Time:	9:25	11:10	13:05	13:45											
SO_2															
Initial Zero (Z_i)-Div/MV	0.0	-1.0	-0.5												
Initial Span (S_i)-Div/MV	70.0	70.0	69.6												
Final Zero (Z_f)-Div		0.0	0.0	0.0											
Final Span (S_f)-Div		70.0	70.0	70.2											
Span Gas (G_s)-PPM/Div	3495														
Zero Drift (%) - $\frac{Z_i-Z_f}{G_s}$		.0003	.0002	0											
Span Drift (%) - $\frac{S_i-S_f}{G_s}$		0	.0001	.00006											

measured load had to be less than 10 percent in order to proceed with testing.

Summaries of the daily oil checks throughout the test program from October 1984 to June 1986 are shown in Figures A-2 through A-6. The data is shown as trend graphs for the following test periods:

Figure A-2	60 x 10^6 Btu/hr DMB	Oct - Dec 1984
Figure A-3	120 x 10^6 Btu/hr DMB and Circular Burner	Feb - May 1985
Figure A-4	Second Generation Low NO_x Burners	Aug - Oct 1985
Figure A-5	Modified 80 x 10^6 Btu/hr XCL	Feb - Mar 1986
Figure A-6	Modified 60 x 10^6 Btu/hr DMB and 60 x 10^6 Btu/hr DRB	May - June 1986

Table A-8 further summarizes this data in terms of accuracy and precision of the measurement system as determined by oil checks for the entire program.

The coal input feed rate is calculated using an oxygen balance and also a weigh belt feeder. The oil check oxygen balance verifies that the calculation of the coal firing rate is justified. The weigh belt feeder also serves to confirm the calculation. The load cell of the feeder has an accuracy of $\pm$0.1 percent. However, it is necessary to calibrate the load cell dynamically and adjust the electronic set points according to the manufacturer's specification. The feeder was calibrated prior to the test series and during the tests as necessary after maintenance or repair.

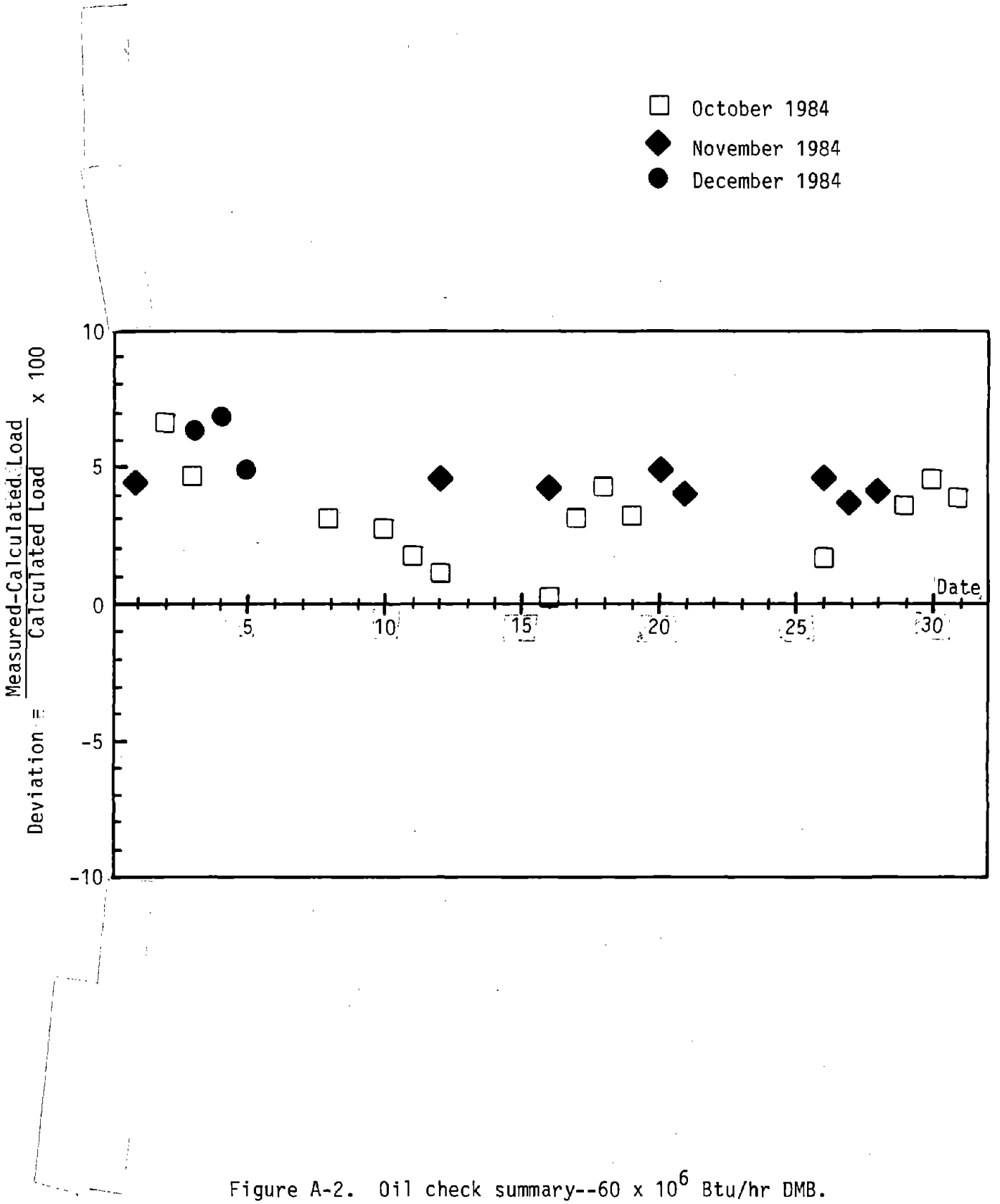

Figure A-2. Oil check summary--60 x 10^6 Btu/hr DMB.

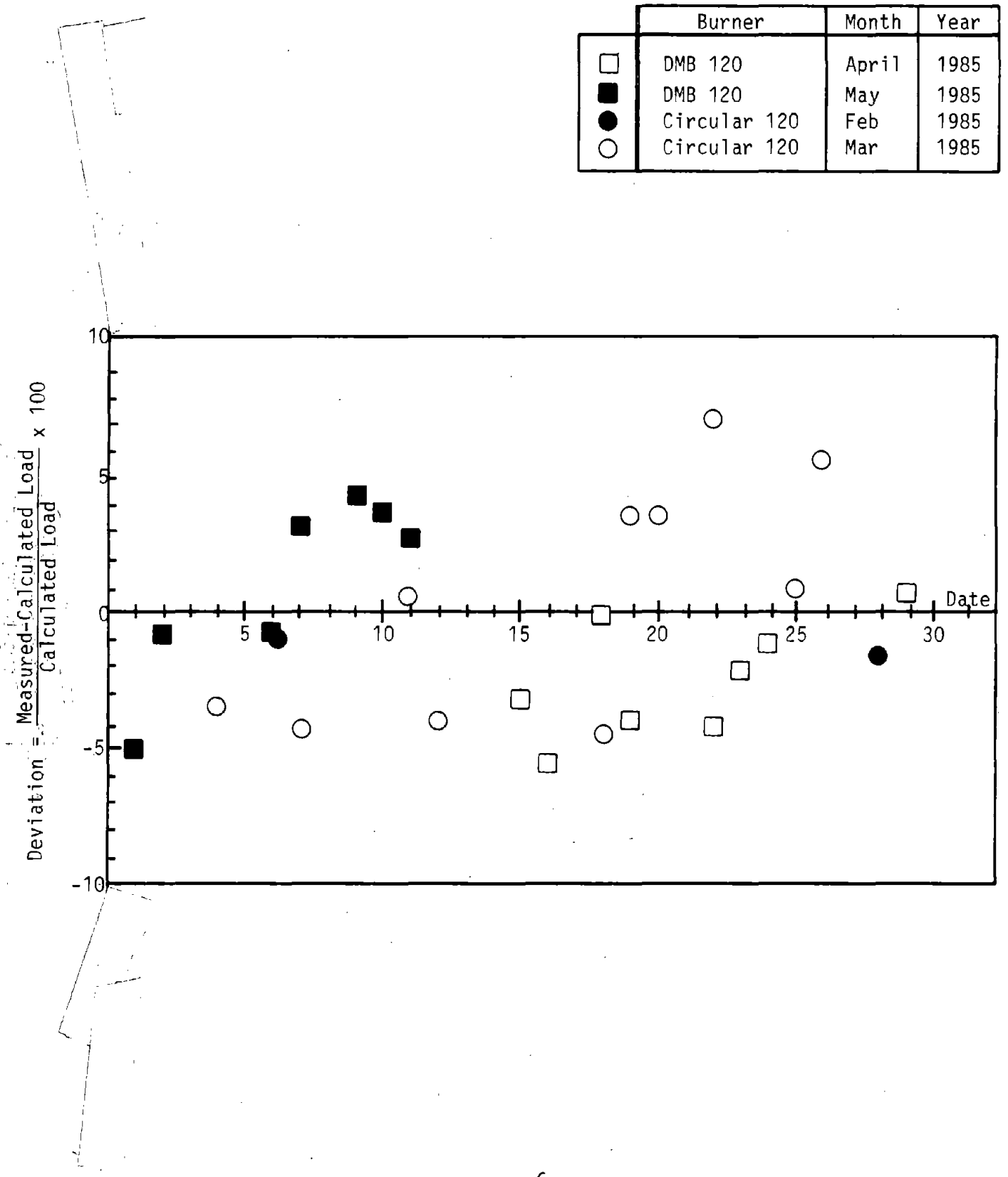

Figure A-3. Oil Check Summary--120 x 10^6 Btu/hr Circular burner and DMB.

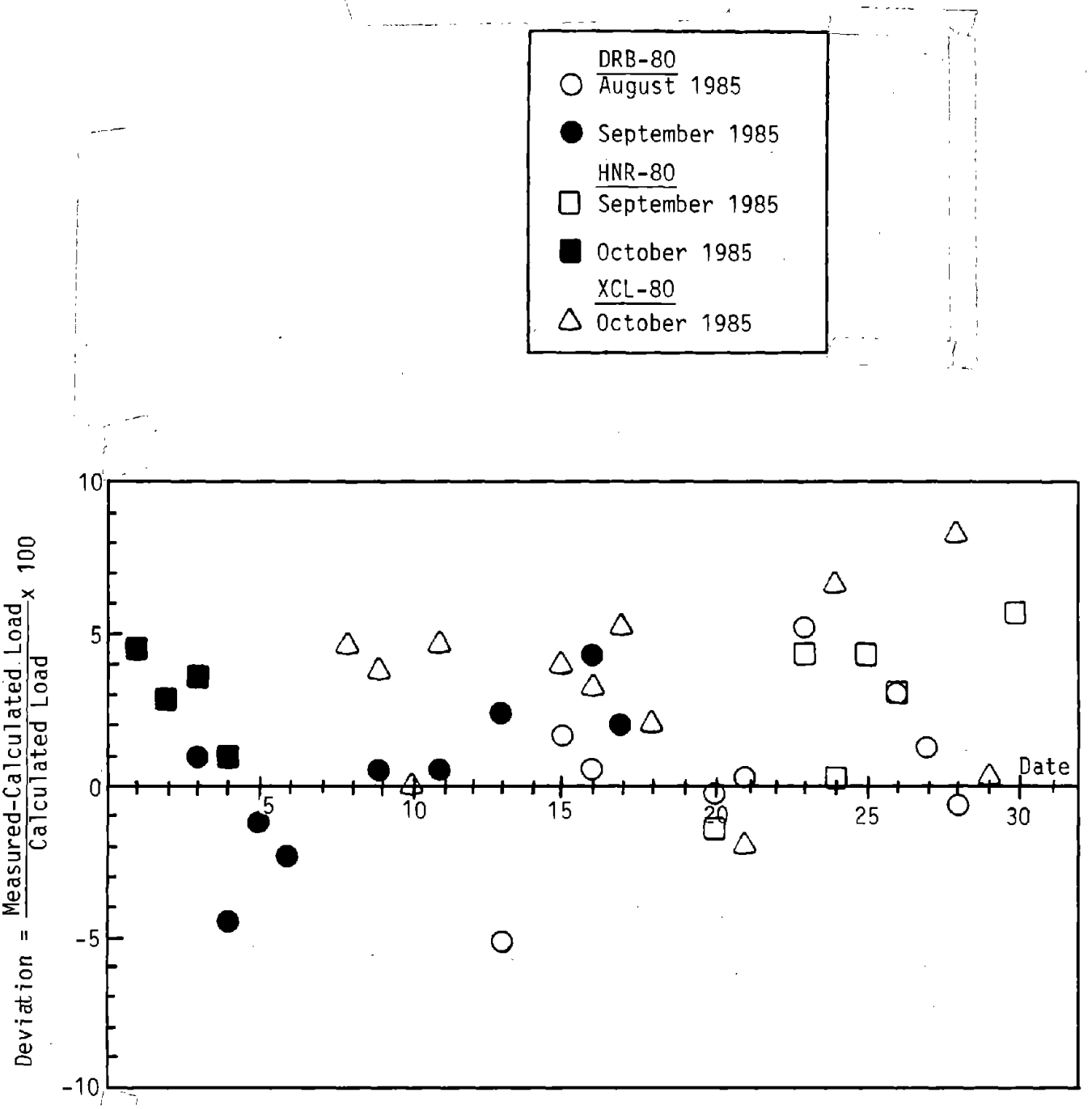

Figure A-4. Oil check summary--Second Generation low-NO_x burners.

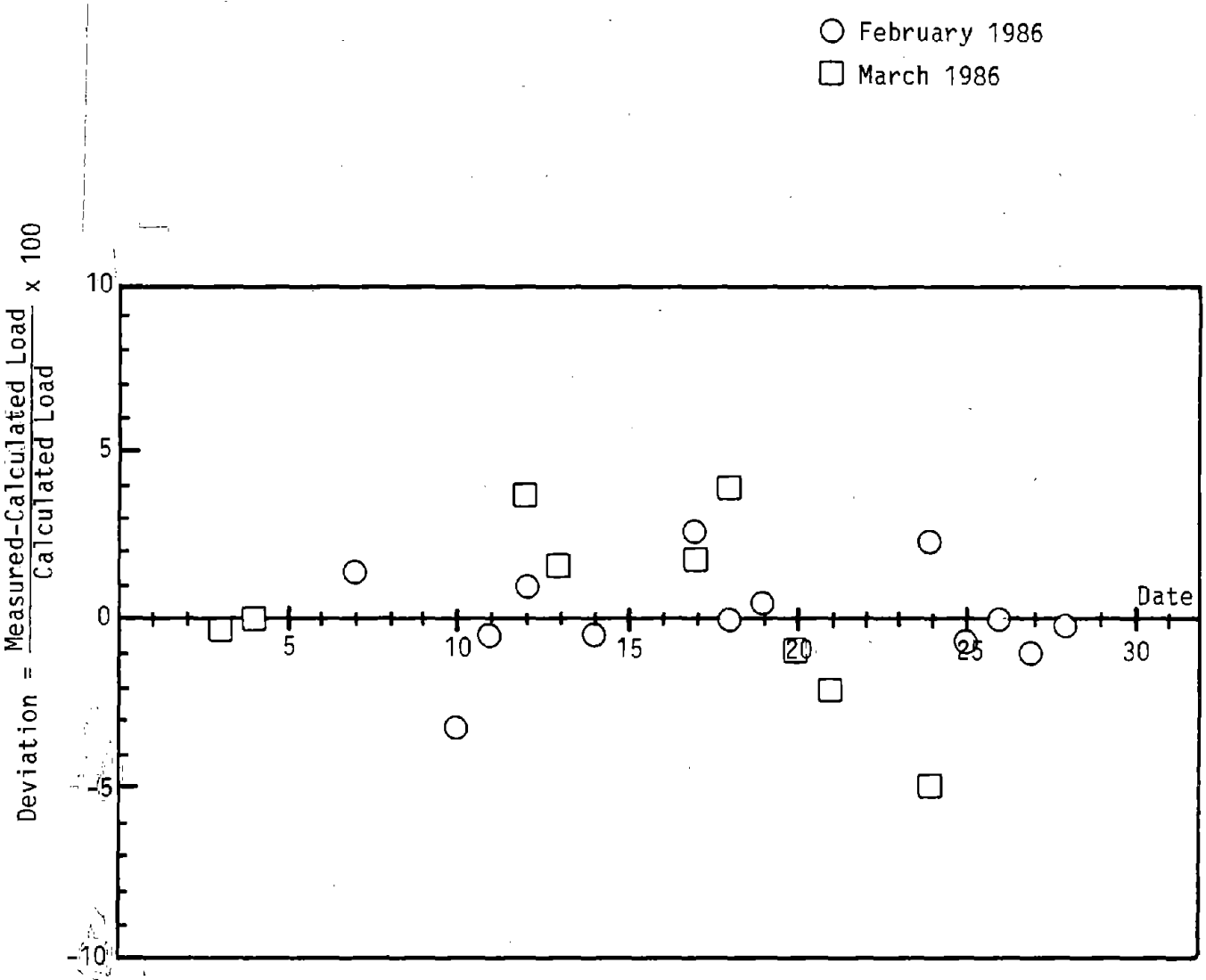

Figure A-5. Oil check summary--80 x 10^6 Btu/hr XCL burner modifications.

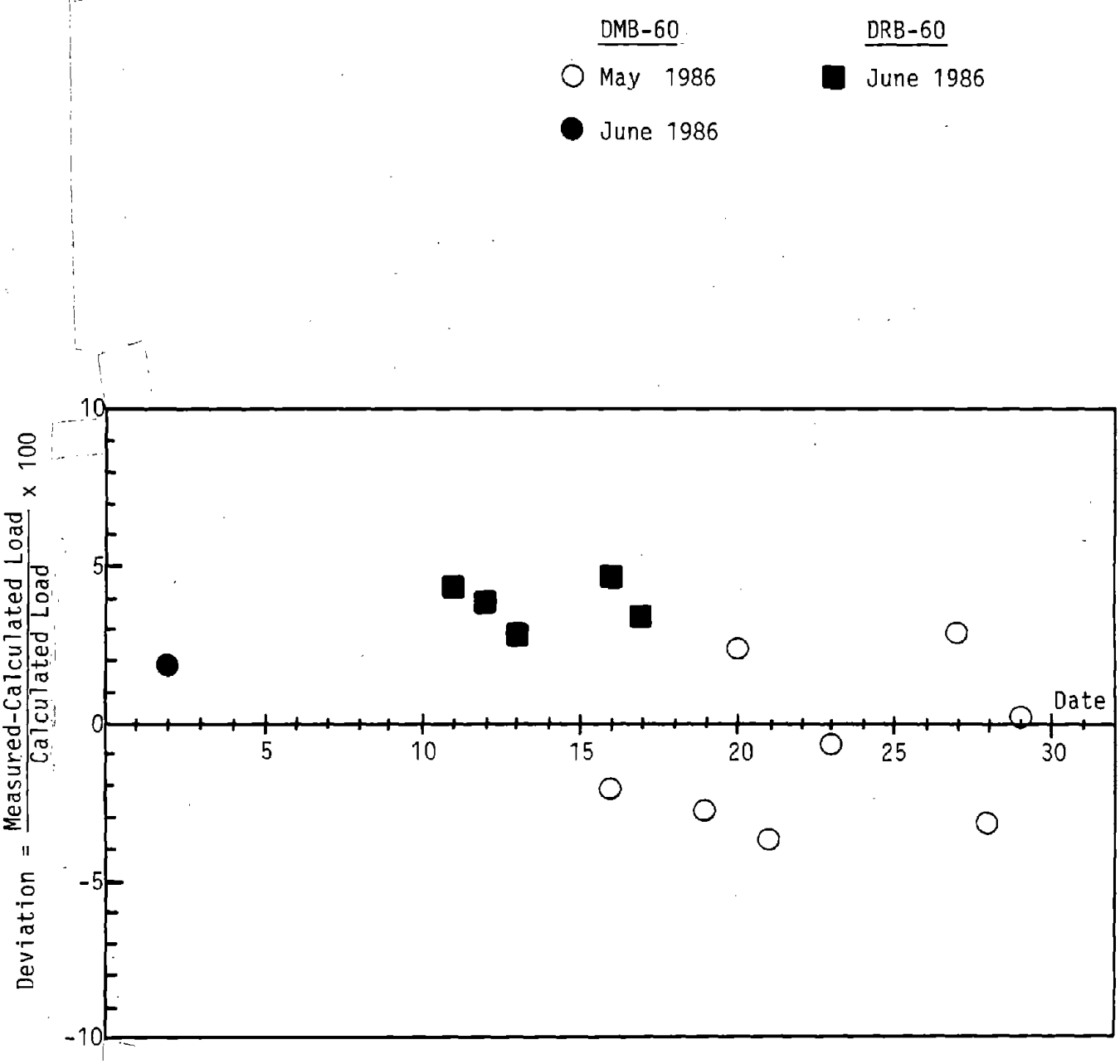

Figure A-6. Oil check summary--modified 60 x 10^6 Btu/hr DMB and 60 x 10^6 Btu/hr DRB.

TABLE A-8. SUMMARY OF ACCURACY AND PRECISION AS DETERMINED BY OIL CHECKS FOR EACH TEST SERIES

Test Series	Accuracy (%)	Precision (%)
DMB-60[1]	3.87	1.59
DMB/CIRC -120[2]	2.91	1.87
DRB/HNR/XCL 80[2]	2.83	2.07
XCL-80[3]	1.48	1.41
DMB/DRB-60[4]	2.75	1.26

[1]1984

[2]1985

[3]1986

[4]1986

A.2.5 Coal Size Distribution

The coal fineness affects the combustion performance of the burner; therefore, it was necessary to determine the coal fineness daily. The coal sample was drawn isokinetically according to the procedures outlined in ASTM Method D197 and the ASME Performance Test Code for Coal Pulverizers. The coal sample probe is shown in Figure A-7. An isokinetic sample is drawn by a vertical and horizontal traverse of the coal pipe at a sample location downstream of the pulverizer. A sample was taken daily for each coal type and firing rate. The recovery rate as specified by the method must be 100 percent $\pm$10 percent. After each sample the recovery rate was calculated. Table A-9 shows an example of the recovery rate during the tests. If the recovery rate was not within the limits, another sample was taken if operating conditions allowed. After verifying a recovery rate of 100 $\pm$ 10 percent, the sample was analyzed for size distribution.

A.2.6 Valid Data Acquisition

The outputs of all continuous instrumentation (flow rates, temperatures, and emissions) are converted to electrical signals, put into digital notation, and supplied to a Hewlett Packard computer. The computer processes this data and provides a real-time indication of input and output parameters. As a QA procedure, during a given test condition, valid data points are recorded which summarize that test. The valid data points yield average inputs and outputs, by manually inputting the gaseous concentrations. In addition, temperatures and flow rates are corrected if required to ensure that the results of the specific test includes only valid data and conditions.

A.3 System Verification Procedures

During this test program, system verification procedures that were performed included venturi flowmeter calibrations and instrument performance tests. The accuracy and precision of both air flow and the concentrations of exhaust gas components are essential to achieving quality data.

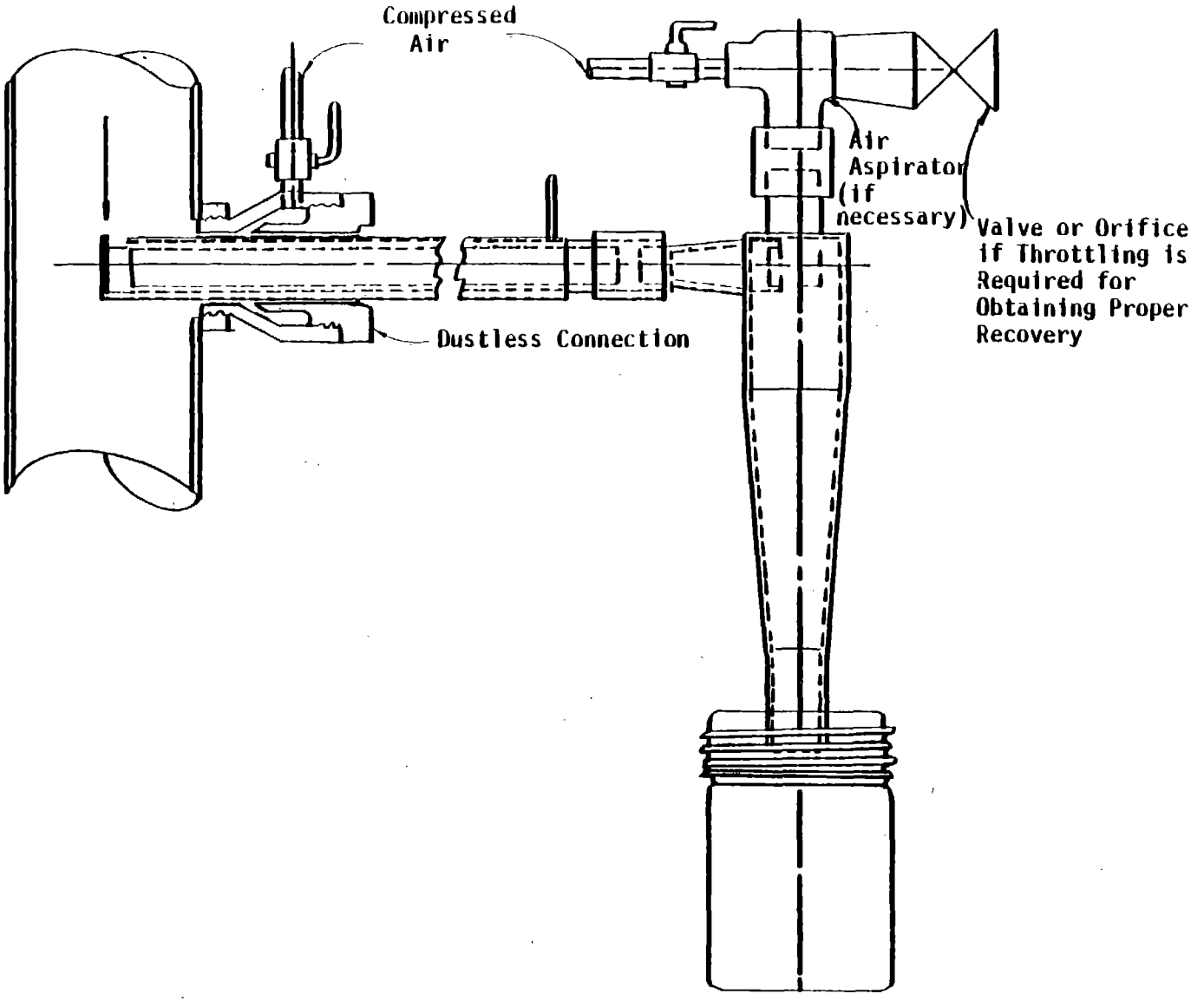

Figure A-7. Pulverized coal sampling system.

TABLE A-9. COAL FINENESS RECOVERY RATE

I.D.	DATE	10/16/85	10/17/85	10/18/85	10/21/85	10/24/85	10/28/85
	FUEL	OHIO-PITT8	→	→	→	→	→
	TIME	8:55	9:43	9:30	10:25	11:45	11:20
	SAMPLE NO.	115219	115221	115223	115224		
BURNER FLOWRATE	KTRON LOAD (lbs/hr)	6500	6900	6450	6500	6300	6300
	CALCULATED LOAD (10^6 Btu/hr)	77.5	73	77.5	77.5	77 ~~78.5~~	77.5
	CALCULATED COAL FLOW (lbs/hr)	6332	5965	6332	6332	6291 ~~6414~~	6332
	COAL FLOW (lbs/min)	105.5	99.4	105.5	105.5	104.9 ~~106.9~~	105.5
	COAL PIPE AREA (in^2)	148.989	→	→	→	→	→
	BURNER COAL FLOWRATE (lbs/min/in^2)	0.7107	0.6695	0.7107	0.7107	0.7062 ~~0.7199~~	0.7107
SAMPLE FLOWRATE	COAL COLLECTED (gms)	213.92	170.67	214.09	203.00	176.39	180.56
	SAMPLE TIME (min)	2	→	→	→	→	→
	SAMPLE COAL FLOWRATE (lbs/min)	0.2350	0.1880	0.2358	0.2236	0.1943	0.1989
	NOZZLE AREA (in^2)	0.305	→	→	→	→	→
	SAMPLE COAL FLOWRATE (lbs/min/in^2)	0.7706	0.6163	0.7731	0.7330	0.6369	0.6520
	RECOVERY RATE (%)	108.4	92.1%	108.8%	103.1%	90.2 ~~88.5~~	91.7
	SAMPLED BY: initials	JK	Ken	Ken	Jim	Jim	Jim
COAL FINENESS SIZE ANALYSIS	JAR TARE (gms)	32.69	40.07	40.8	42.32	41.14	40.97
	TOTAL WET WEIGHT (gms)	246.11	210.74	259.84	245.32	217.53	221.53
	COAL NET WT (START) (gms)	10.02	10.05	10.01 ~~10.08~~	~~10.05~~	10.05	9.81
	NET WEIGHT >200 mesh (gms)	2.43	2.91	3.47	~~2.4~~	2.4	2.62
	% < 200 MESH	75.7	71.87	65.3	69.2	76	73.2

A	DATE	: 05-20-86
	SYSTEM	: LWS INS
	BURNER	: DMB 60
	FUEL	: UTAH 1.2

B	TER DIA	: 8
C	SPREADER	: IMPELLER
D	OFA LOCATN	: NONE
E	OIL CHECK	: 2.34

F	G	H	I	J	K	L	M	N
PT# TIME	LOAD MBTU/HR CALC MEAS	TA SCFM	PRIM V-2 V-7 V-4 V-5 V-6 FLOW SCFM	TEMP (F)	TOTAL	PRIM SEC1 SEC2 TER1 TER2 TER3 TER4 FLOW SCFM	PRIM SEC1 SEC2 TOTAL SR (CUM)	O2 CO CO2 NO SO2 MEASURED
OIL (Z) LOAD				VELOCITY (FT/SEC)		TEMP (F)		CORR TO 0% O2 CORR TO 3% O2
750 16:40:46	61.4	10273	2124 2597 2448 2588 2514 0	341 645 636 646 641 578	12271	2124 2588 2448 1298 1298 1257 1257	0.21 0.46 0.70 1.19	3.5 17.0 15.2 310.0 0.0
						137 522 492 469 497 486 496		0.0 20.4 18.2 372.0 0.0
0 0.0	62.0					72 75 66 110 113 108 109		3.0 17.5 15.6 318.9 0.0

K-TRON=5000 LBS/HR SLEEVE = 0.0 in IN REG= 35 (CW)DEG OUT REG = 10 DEG SPREADER = 2.0 IN P WB(in)= 2.00 in H2O P WB(out)= 1.70 in H2O FURNACE P= 0.00 in H2O COAL P= 3.50 in H2O

MILL IN= 286 F MILL OUT= 145 F T WB(in)= 522 F T WB(out)= 492 F SAMPLE=1030 F EXIT 1=1550 F EXIT 2=1548 F EXIT 3=1565 F EXIT 4=1581 F EXIT 5=1523 F EXIT 6=1563 F EXIT(sp)= 1523 F

SORBENT LBS/HR= 0 SORBENT VELOCITY= 0 FT/SEC SORBENT AIR FLOW= 0 SCFM (Ca)/(S)= 0.00 IMPELLER ADJ.

VALID DATA POINT 0 7 ELAPSED TIME, MIN 5 RECORD ON TRK 0 FILE 11

FORM

A.3.1 Venturi Flowmeter Calibration and Leak Checks

Calibrations of the venturi flowmeters were performed prior to the start of testing. The relationship between the air flow rate and pressure drop across the venturi can be expressed as:

$$(A\text{-}1) \quad Q = K \left(\frac{\Delta P}{T}\right)^{1/2}$$

where: Q = mass flowrate through the venturi (scfm)

P = pressure drop across the venturi (in H_2O)

T = absolute air temperature (^oR)

K = calibration constant

Calibrations were conducted for each venturi over a range of air flow rates, with the data reduced to the form of equation (A-1). These calibrations were incorporated into the data acquisition program used for this program. Records of the calibrations are maintained at EER.

The air flow rates measured by the venturis in the LWS system are remotely monitored. Pressure taps and thermocouples are mounted on each venturi, with the pneumatic tubing and thermocouple lead wire run into the LWS control room. Because of the environment of heat and moisture surrounding the venturis during testing, leak checks of the pneumatic tubing from the venturi to pressure transducers in the control room are conducted periodically during the test program.

A.3.2 Instrument Performance Tests

The LWS continuous monitoring system is operated according to EPA Specification 2 and 3. These specifications include instrument performance test guidelines. As part of the QA procedures applied to this test program,

instrument performance tests were conducted periodically during the test program from October 1984 to June 1986. The results of instrument tests for each test series in this program are summarized as follows:

Table A-10	60 x 10^6 Btu/hr DMB	Oct - Dec 1984
Table A-11	120 x 10^6 Btu/hr DMB and Circular Burner	Feb - May 1985
Table A-12	Second Generation Low-NO_x Burners	Aug - Oct 1985
Table A-13	Modified 80 x 10^6 Btu/hr XCL Burner	Feb - Mar 1986
Table A-14	Modified 60 x 10^6 Btu/hr DMB and 60 x 10^6 Btu/hr DRB	May - June 1986

The relative accuracy was determined by comparing the instrument values to values obtained using EPA Reference Methods. There is currently no performance specification for the CO monitor or standard reference method for CO determination. Therefore, relative accuracy could not be determined for the CO monitor. However, the 2-hour drift test was conducted in accordance with the guidelines for the other analyzers. Since the same facility and instrumentation were used throughout the duration of the instrument performance tests of the analyzers were conducted periodically rather than for each burner test series. The relative accuracy of the continuous analyzers for O_2, CO_2, NO_x, and SO_2 is summarized for this test program in a quality control chart, Figure A-8. Throughout the test period, October 1984 to June 1986, the instruments were all within the relative accuracy goal.

The O_2, CO_2, and NO_x instruments were within the specification for zero and calibration drift for all test series conducted during the program.

TABLE A-10. INSTRUMENT PERFORMANCE TEST SUMMARY FOR 60 x 10^6 BTU/HR DMB BURNER TESTS (OCT-DEC 1984)

Instrument/ Manufacturer	Relative Accuracy (%)	EPA Specification	Calibration Error (%)		EPA Specification	2-Hour Drift Test (%)				EPA Specification
						Zero		Calibration		
			Mid	High		Unins.	Ins.	Unins.	Ins.	
O_2--Beckman	11.07	≤20	0.07	0.395	≤5.0	0	0.014	0.038	0.082	≤0.5
CO_2--Anarad, Inc.	4.30	≤20	1.51	2.52	≤5.0	0	0.02	0.157	0.185	≤0.5
NO, NO_x--TECO	6.07	≤20	0.97	1.89	≤5.0	0.150	0.16	1.38	0.54	≤2.5
SO_2--DuPont	13.96	≤20	0.47	0.61	≤5.0	1.35	2.4	1.57	4.61	≤2.5
CO--Anarad, Inc.	--	--	0.0	0.67	--	0.25	0.22	0.78	0.296	--

TABLE A-11. INSTRUMENT PERFORMANCE TEST SUMMARY FOR 120 x 10^6 BTU/HR DMB AND CIRCULAR BURNER TESTS (FEB-MAY 1985)

Instrument/ Manufacturer	Relative Accuracy (%)	EPA Specification	Calibration Error (%)		EPA Specification	2-Hour Drift Test (%)				EPA Specification
						Circular 120		DMB 120		
			Mid	High		Zero	Calib.	Zero	Calib.	
O_2--Beckman	10.5	≤20	0.72	0.30	≤5.0	0.016	0.093	0	0.06	≤0.5
CO_2--Anarad, Inc.	4.37	≤20	0	3.89	≤5.0	0.09	0.235	0.12	0.285	≤0.5
NO, NO_x--TECO	8.89	≤20	0.40	0.39	≤5.0	0.42	1.05	0	0.92	≤2.5
SO_2--DuPont	9.81	≤20	2.53	3.71	≤5.0	0.63	2.06	0.27	0.79	≤2.5
CO--Anarad, Inc.	--	--	0	3.21	--	0.79	2.06	0.78	0.73	--

TABLE A-12. INSTRUMENT PERFORMANCE TEST SUMMARY FOR SECOND-GENERATION LOW NO_x BURNER TESTS (AUG-OCT 1985)

Instrument/ Manufacturer	Relative Accuracy (%)	EPA Specification	Calibration Error (%)		EPA Specification	2-Hour Drift Test (%)		EPA Specification (%)
			Mid	High		Zero	Calibration	
O_2--Beckman	--	≤20	2.13	0.78	≤5.0	0.017	0.068	≤0.4
CO_2--Anarad, Inc.	--	≤20	1.43	3.96	≤5.0	0.021	0.34	≤0.4
NO, NO_x--TECO	6.96	≤20	1.15	0.70	≤5.0	0.042	0.57	≤2.0
SO_2--DuPont	11.96	≤20	0.42	0.14	≤5.0	1.60	1.43	≤2.0
CO--Anarad, Inc.	--	--	5.82	5.95	--	0.46	4.48	--

TABLE A-13. INSTRUMENT PERFORMANCE TEST SUMMARY FOR MODIFIED 80 x 10^6 BTU/HR XCL BURNER TESTS (FEB-MAR 1986)

Instrument/ Manufacturer	Relative Accuracy (%)	EPA Specification	Calibration Error (%)		EPA Specification	2-Hour Drift Test (%)		EPA Specification (%)
			Mid	High		Zero	Calibration	
O_2--Beckman	18.24	≤20	1.04	0.61	≤5	0.051	0.13	≤0.4
CO_2--Anarad, Inc.	9.71	≤20	1.16	0.29	≤5	0.111	0.38	≤0.4
NO, NO_x--TECO	11.96	≤20	0.97	2.40	≤5	0.041	0.85	≤2.0
SO_2--Anarad, Inc.	14.93	≤20	1.63	2.48	≤5	2.29	3.64	≤2.0
CO--Anarad, Inc.	--	--	1.67	2.71	--	0.80	1.02	--

TABLE A-14. INSTRUMENT PERFORMANCE SUMMARY FOR 60 x 10^6 BTU/HR AND DRB BURNER TESTING (MAY-JUNE 1986)

Instrument/ Manufacturer	Relative Accuracy (%)	EPA Specification	Calibration Error (%)		EPA Specification	2-Hour Drift Test (%)		EPA Specification (%)
			Mid	High		Zero	Calibration	
O_2--Beckman	--	≤20	1.04	0.61	≤5.0	0.017	0.047	≤0.4
CO_2--Anarad, Inc.	--	≤20	1.16	0.29	≤5.0	0.00	0.11	≤0.4
NO, NO_x--TECO	--	≤20	0.97	2.40	≤5.0	0.24	0.43	≤2.0
CO--Anarad, Inc.	--	--	0.49	2.30	--	0.72	1.75	--

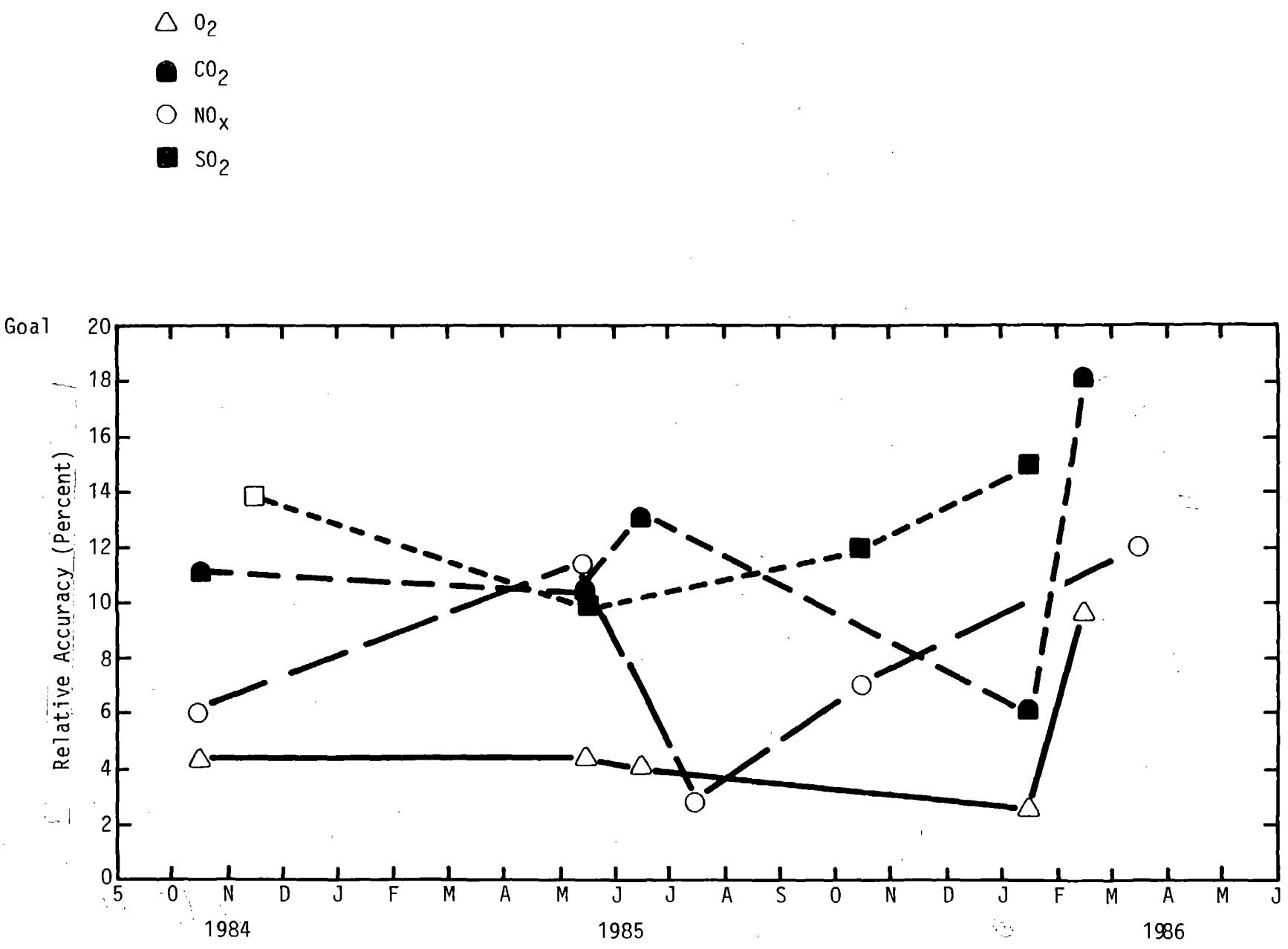

Figure A-8. Continuous gas analyzer relative accuracy control chart.

During the Second Generation Low NO_x burner tests in August - October 1985, the CO analyzer zero and calibration drift were slightly higher than that allowed for the other instruments. This is probably related in part to the high sensitivity of the instrument at high span values and in part to inherent problems with drift in NDIR instruments associated with temperature fluctuations.

During the tests of the 60 x 10^6 Btu/hr DMB in the insulated LWS configuration, the calibration drift for the SO_2 instrument was higher than that allowed in the specifications. This is probably due in part to the high sensitivity of the SO_2 instrument. To compensate for the slightly higher calibration drift, the SO_2 analyzer was calibrated more frequently and adjusted as required more often than the 2-hour recommendation. The results of the zero and calibration drift test were also higher than the specification during testing of the modified 80 x 10^6 Btu/hr XCL burner conducted in 1986. Because no sorbent injection tests for SO_2 control were done during this test series, the SO_2 instrument was not essential for any valid data pertaining to the test program and SO_2 emission documentation.

The calibration error determines the linearity of the instruments. Although it is no longer required by the EPA as a performance test for continuous monitors, EER still uses this test to check the linearity of its instruments before each test series. All of the results of the tests are within the specifications previously set by the EPA for this performance test.

DATE	:	10-16-89		
SYSTEM	:	LOWS-ENS.		
BURNER	:	XCL-80 MKB		
FUEL	:	OHIO-PITT8		

A	NOZZL. DES.	:	BASELINE
B	SEC. CONFGN	:	ASP
C	SPREADER	:	IMPELLER
	OIL CHECK	:	3.32

PT#	TIME	LOAD MBTU/HR	TA	PRIM	V-2	V-3	V-4	V-5	V-6	TOTAL	D	PRIM	SEC1	SEC2	PRIM	SEC1	SEC2(TOTAL)	O2	CO	CO2	NO	SO2
OIL		CALC	SCFM	FLOW SCFM								FLOW SCFM	PRES (in H2O)		SR (CUM)			MEASURED				
(%)	LOAD	MEAS		TEMP (F)								TEMP (F)						CORR TO 0% O2				
												VELOCITY (FT/SEC)						CORR TO 3% O2				
883	17:13:36	79.0	13486	2586	3376	3411	3400	3334	0	16107	D'	2586	0.20	1.50	0.19	0.49	1.19	3.5	25.0	15.9	340.0	2050.0
												145	528	528				0.0	30.0	18.0	408.0	2460.0
0.0	0.0	74.1		285	636	634	637	631	499			72	52	91				3.0	25.7	15.4	349.7	2108.6

E — SLEEVE #1 = 2.00 in SLEEVE #2 = -6.50 in SPREADER = 0.0 in OUT REG= 60 (CW)DEG IN REG = 30 (CW)DEG P WBOX= 3.40 in H2O PITOT 3= 1.05 in H2O FURNACE P= 0.21 in H2O COAL P= 5.00 in H2O MILL OUT= 143 F

F — T WB(in)= 528 F T WB(out)= 528 F SAMPLE= 1215 F EXIT 1=1665 F EXIT 2=1656 F EXIT 3=1645 F EXIT 4=1692 F EXIT 5=1690 F EXIT 6=1668 F EXIT(27')= 1632 F LWS(8')=2146 F LWS(13')= 1851 F LWS(19')= 1885 F

SORBENT LBS/HR= 0 SORBENT VELOCITY= 0 FT/SEC SORBENT AIR FLOW= 0 SCFM (Ca)/(S)= 0.00 INNER SLEEVE ADJ.

VALID DATA POINT # 25 ELAPSED TIME, MIN 6 RECORD ON TRK 1 FILE 101

APPENDIX B

DMB EVALUATION VALID DATA

This appendix includes all valid test data obtained during the DMB Evaluation program. The data is presented for each burner configuration tested:

- 120×10^6 Btu/hr B&W Circular Burner
- 60×10^6 B&W Dual Register Burner
- 60×10^6 Btu/hr Distributed Mixing Burners
- 120×10^6 Btu/hr Distributed Mixing Burner

The data presented are computer listings with headings at the top of the page describing the formatted numbers below. The formatting of the data was designed for use by the test engineer to present all data characterizing each test condition as completely as possible. This results in a very dense packing of information and much abbreviation. Some of the important data in a typical computer list, shown on the following page, are explained below.

A) SYSTEM--represents the test facility configuration employed. Specifically, the EPA Large Watertube Simulator (LWS) was used for all tests in one of two configurations, its baseline configuration denoted by LWS or with additional insulation LWS-INS.

B-D) The headings B-D provided a description of the burner configuration being tested. These headings varied slightly for each burner. The different headings include:

TER DIA--"Tertiary diameter" used for all Distributed Mixing Burners. The diameter of the tertiary air ports is given in inches.

SPREADER--This describes the design of the coal nozzle device being used in the burner. In this program, this device was found to be critical to the performance of the burners and a large number of designs were evaluated.

OFA LOCATN--For some of the burners tested "overfire air" ports were used for staging the combustion process and/or injection of sorbent materials for SO_2 control. Three sets of overfire air ports were available on the LWS:

"Lower" - 8 ft above burner centerline

"Middle" - 19 ft above burner centerline

"Upper" - 23 ft above burner centerline

OFA CONFGN--This heading was used to describe the "overfire air port configuration status, namely open or closed. This heading was used for the Circular Burner tests.

E) OIL CHECK--Represents the standard procedure of closing an oxygen balance while firing a measured oil flow compared to the firing rate calculated based on oil composition, measured O_2 in the flue gas, and air flow rate measured with venturi flowmeters. The value of 2.34 for the data shown signifies that the O_2 balance was within 2.34 percent. The maximum deviation tolerable is 10 percent. This procedure is described further in Appendix A.

F) OIL, %, LOAD--Used only when oil is fired during startup. "OIL %" is the reading from a calibrated oil rotameter in percent of full

scale. "OIL LOAD" is the firing rate calculated from the rotameter reading in 10^6 Btu/hr.

G) LOAD, MBTU/HR, CALC, MEAS--Represents two methods of firing rate calculation. "CALC," the upper value (61.4), is the overall coal firing rate in 10^6 Btu/hr based on an oxygen balance derived from the fuel composition, air flow rate, and oxygen composition in the flue gas. "MEAS," the lower value (62.0), is the firing in 10^6 Btu/hr based on the feed rate of raw coal to the pulverizer and the higher heating value of the raw coal. The calculated firing rate is generally used since the varying moisture content of the raw coal contributes to significant error.

H) TA SCFM--represents the theoretical air requirement in scfm for stoichiometric combustion of the calculated firing rate.

I) Item I lists the air flow in scfm through each venturi flowmeter supplying the test burner. PRIM represents the primary air venturi flowmeter. The venturi flowmeters designated V-2 through V-5 supply the burner windbox and tertiary air ports. Larger burners, the 120 x 10^6 Btu/hr Circular burner and DMB, utilized more air ducts and venturi flowmeters to supply sufficient air flow. In the example, venturi V-6 supplied air flow to a separate oil burner and is not used when firing coal.

J) Item J lists the air temperatures in ^{o}F at the corresponding venturi flowmeters in I above.

K) Item K represents the "TOTAL" combustion air flow in scfm measured by the venturi flowmeters in Item I.

L) Item L calculates the air flow through each burner passage from the corresponding venturi flowmeters described in I. Below L are listed the air temperatures in ^{o}F and the actual air velocity in ft/sec for each burner passage.

M) Item M lists the stoichiometric ratio (SR) for each burner passage. These are listed cumulatively, which means that the fractional stoichiometric air from each passage is added to yield an overall stoichiometry for each zone.

N) Item N presents the emissions measured by the continuous monitors and include O_2, CO, CO_2, NO as NO_x, and SO_2. The top line lists the measured values on a dry basis. Below are values corrected to both 0% O_2 and 3% O_2, for easy reference. During sorbent injection, SO_2 capture is calculated based on SO_2 emissions with and without sorbent injection.

Lines O,P,Q,R list additional data to describe the test condition. The lines vary slightly for each burner, but each item is generally self-descriptive. The items from the example are briefly described here.

O) KTRON lists the coal feed rate set set point in lb/hr. The burner settings are listed for the adjustable parameters: SLEEVE is the position of the inner secondary air damper in inches from baseline position, IN REG is the outer secondary air register vane position, SPREADER is the position of the coal nozzle device from its baseline position. Pressure differential across the burner passages are listed for the inner secondary, PWB (in), and outer secondary, PWB (out). The furnace pressure and pressure drop across the coal nozzle are also listed.

P) This line lists a number of additional temperatures including primary air temperatures going into and coming out of the pulverizer; air temperatures in the inner and outer secondary windboxes; temperature of flue at the flue gas sampling location; temperatures from an array of 6 thermocouples located in the furnace exit; and a high velocity thermocouple (or suction pyrometer--"sp") at the furnace exit.

Q) Line Q contains data to characterize sorbent injection conditions when applicable, including sorbent feed rate in lb/hr, sorbent jet velocity at the injection nozzle, sorbent transport air flow, and Ca/S molar ratio. The last item in this line is a manually entered comment, or note, for the test engineer's reference.

R) This line identifies the test condition valid data point, elapsed time used to average the data in minutes, and locates the point on the computer data tape for later use.

APPENDIX B.1

120 x 10^6 Btu/HR CIRCULAR BURNER VALID DATA SUMMARY

Reproduced from
best available copy.

DATE : 02-28-95 SPREADER : TRIPPED
SYSTEM : LNS OFA CONFIG : CLOSED
BURNER : CERC 4.20 OFA LOCATN : NONE
FUEL : UTAH LO OIL CHECK : 0.272

PT#	TIME	LOAD MBTU/HR CALC	LOAD MBTU/HR MEAS	TA SCFM	PRIM	V-2	V-3	V-4	V-6	V-7	V-8	TOTAL	PRIM	SEC	OFA1	OFA2	OFA3	OFA4	PRIM	SEC	TOTAL	O2	CO	CO2	NO	SO2
		OIL			FLOW SCFM								FLOW SCFM						SR (CUM)			MEASURED				
(V)	LOAD				TEMP (F)								TEMP (F)									CORR TO 0% O2				
													VELOCITY (FT/SEC)									CORR TO 3% O2				
377	11:54:55	120.3	20128		4052	4005	4103	4157	0	4129	3725	24171	4052	20119	0	0	0	0	0.20	1.20	1.20	3.6	35.0	15.4	360.0	404.0
													150	494	160	160	498	498				0.0	42.2	18.6	434.5	482.8
0.00	0.0	107.8			454	584	585	589	522	578	571		48	123	0	0	0	0				3.0	36.2	15.9	372.4	413.8
K-TRON= 8900 LBS/HR REG= 15 DEG SPREADER = -2 IN P WB= 4.50 in H20 FURNACE P= 0.01 in H20 COAL P= 0.40 in H20 PRIMARY VELOCITY (actual)= 63 ft/s SAMPLE= 0 F																										
SEC WB= 494 F MILL IN= 424 F MILL OUT= 155 F EXIT 1= 1594 F EXIT 2= 1592 F EXIT 3= 1559 F EXIT 4= 1571 F EXIT 5= 1598 F EXIT 6= 1556 F EXIT(sp)= 1785 F OFA(sp)= 2013 F																										
SORBENT LBS/HR= 0 SORBENT VELOCITY= 0 FT/SEC SORBENT AIR FLOW= 0 SCFM (Ca)/(S)= 0.00 BASELINE-FULL LOAD																										
VALID DATA POINT # 1 ELAPSED TIME, MIN 10 RECORD ON TRK 0 FILE 22																										
397	12:12:47	120.0	20081		4064	4005	4083	4137	0	4124	3703	24116	4064	20052	0	0	0	0	0.20	1.20	1.20	3.6	25.0	15.2	405.0	370.0
													153	497	154	154	513	513				0.0	30.2	18.3	488.8	446.6
0.00	0.0	107.8			453	584	587	598	524	577	573		48	123	0	0	0	0				3.0	25.9	15.7	419.8	382.0
K-TRON= 8900 LBS/HR REG= 15 DEG SPREADER = 0 IN P WB= 4.50 in H20 FURNACE P= 0.01 in H20 COAL P= 0.40 in H20 PRIMARY VELOCITY (actual)= 63 ft/s SAMPLE= 0 F																										
SEC WB= 497 F MILL IN= 423 F MILL OUT= 164 F EXIT 1= 1558 F EXIT 2= 1557 F EXIT 3= 1631 F EXIT 4= 1604 F EXIT 5= 1558 F EXIT 6= 1599 F EXIT(sp)= 1812 F OFA(sp)= 2050 F																										
SORBENT LBS/HR= 0 SORBENT VELOCITY= 0 FT/SEC SORBENT AIR FLOW= 0 SCFM (Ca)/(S)= 0.00 SPREADER AT 0 POSITION																										
VALID DATA POINT # 2 ELAPSED TIME, MIN 8 RECORD ON TRK 0 FILE 23																										
437	12:34:10	118.8	19085		4520	3681	3985	3828	0	4310	3556	23880	4520	19360	0	0	0	0	0.23	1.20	1.20	3.6	30.0	15.0	335.0	325.0
													152	493	159	159	1347	1347				0.0	36.2	18.1	404.3	392.2
0.00	0.0	107.8			426	583	588	593	516	569	568		54	118	0	0	0	0				3.0	31.0	15.5	346.6	336.2
K-TRON= 8900 LBS/HR REG= 15 DEG SPREADER = 0 IN P WB= 4.00 in H20 FURNACE P= 0.01 in H20 COAL P= 0.00 in H20 PRIMARY VELOCITY (actual)= 70 ft/s SAMPLE= 0 F																										
SEC WB= 493 F MILL IN= 398 F MILL OUT= 161 F EXIT 1= 1545 F EXIT 2= 1539 F EXIT 3= 1590 F EXIT 4= 1624 F EXIT 5= 1545 F EXIT 6= 1575 F EXIT(sp)= 1640 F OFA(sp)= 2022 F																										
SORBENT LBS/HR= 0 SORBENT VELOCITY= 0 FT/SEC SORBENT AIR FLOW= 0 SCFM (Ca)/(S)= 0.00 INCREASE PRIMARY AIR																										
VALID DATA POINT # 3 ELAPSED TIME, MIN 8 RECORD ON TRK 0 FILE 24																										
479	13:02:40	119.3	19957		5021	3685	3912	3726	0	3858	3368	23570	5021	18548	0	0	0	0	0.25	1.18	1.18	3.3	35.0	15.4	300.0	385.0
													147	507	157	157	959	959				0.0	41.5	18.3	355.9	456.8
0.00	0.0	107.8			368	607	611	613	522	598	590		59	115	0	0	0	0				3.0	35.6	15.7	305.1	391.5
K-TRON= 8900 LBS/HR REG= 15 DEG SPREADER = 0 IN P WB= 4.00 in H20 FURNACE P= 0.01 in H20 COAL P= 0.00 in H20 PRIMARY VELOCITY (actual)= 77 ft/s SAMPLE= 0 F																										
SEC WB= 507 F MILL IN= 349 F MILL OUT= 151 F EXIT 1= 1585 F EXIT 2= 1570 F EXIT 3= 1549 F EXIT 4= 1571 F EXIT 5= 1587 F EXIT 6= 1534 F EXIT(sp)= 514 F OFA(sp)= 2072 F																										
SORBENT LBS/HR= 0 SORBENT VELOCITY= 0 FT/SEC SORBENT AIR FLOW= 0 SCFM (Ca)/(S)= 0.00 INCREASE PRIMARY AIR																										
VALID DATA POINT # 4 ELAPSED TIME, MIN 10 RECORD ON TRK 0 FILE 25																										
509	13:23:39	117.3	19633		5308	3565	3816	3646	0	3847	3264	23446	5308	18138	0	0	0	0	0.27	1.19	1.19	3.5	30.0	15.2	300.0	365.0
													145	516	154	154	1085	1085				0.0	36.0	18.2	360.0	438.0
0.00	0.0	107.8			343	618	621	623	534	600	603		62	113	0	0	0	0				3.0	30.9	15.6	308.6	375.4
K-TRON= 8900 LBS/HR REG= 15 DEG SPREADER = 0 IN P WB= 3.80 in H20 FURNACE P= 0.01 in H20 COAL P= 0.00 in H20 PRIMARY VELOCITY (actual)= 81 ft/s SAMPLE= 0 F																										
SEC WB= 516 F MILL IN= 327 F MILL OUT= 147 F EXIT 1= 1610 F EXIT 2= 1584 F EXIT 3= 1546 F EXIT 4= 1555 F EXIT 5= 1589 F EXIT 6= 1534 F EXIT(sp)= 1590 F OFA(sp)= 2060 F																										
SORBENT LBS/HR= 0 SORBENT VELOCITY= 0 FT/SEC SORBENT AIR FLOW= 0 SCFM (Ca)/(S)= 0.00 INCREASE PRIMARY AIR																										
VALID DATA POINT # 5 ELAPSED TIME, MIN 10 RECORD ON TRK 0 FILE 26																										
543	13:42:52	123.5	20669		6012	3663	3882	3706	0	3851	3297	24410	6012	18398	0	0	0	0	0.29	1.18	1.18	3.3	35.0	15.6	300.0	430.0
													140	519	159	159	488	488				0.0	41.5	18.5	355.9	510.2
0.00	0.0	107.8			288	626	628	631	539	606	606		70	115	0	0	0	0				3.0	35.6	15.9	305.1	437.3
K-TRON= 8900 LBS/HR REG= 15 DEG SPREADER = 0 IN P WB= 3.80 in H20 FURNACE P= 0.01 in H20 COAL P= 0.00 in H20 PRIMARY VELOCITY (actual)= 91 ft/s SAMPLE= 0 F																										
SEC WB= 519 F MILL IN= 279 F MILL OUT= 141 F EXIT 1= 1595 F EXIT 2= 1566 F EXIT 3= 1547 F EXIT 4= 1550 F EXIT 5= 1584 F EXIT 6= 1526 F EXIT(sp)= 1598 F OFA(sp)= 2083 F																										
SORBENT LBS/HR= 0 SORBENT VELOCITY= 0 FT/SEC SORBENT AIR FLOW= 0 SCFM (Ca)/(S)= 0.00 DESIGN POINT PRIMARY AIR																										
VALID DATA POINT # 6 ELAPSED TIME, MIN 8 RECORD ON TRK 0 FILE 27																										

DATE	: 02-28-85	SPREADER	: IMPELLER
SYSTEM	: LWS	OFA CONFGN	: CLOSED
BURNER	: CIRC 1.20	OFA LOCATN	: NONE
FUEL	: UTAH1.0	OIL CHECK	: 1.72

FT@ OIL (F)	TIME	LOAD MBTU/HR CALC MEAS	TA SCFM	PRIM	V-2	V-3	V-4	V-6	V-7	V-8	TOTAL	PRIM	SEC	OFA1	OFA2	OFA3	OFA4	PRIM	SEC	TOTAL	O2	CO	CO2	NO	SO2
				FLOW SCFM								FLOW SCFM						SR (CUM)			MEASURED				
				TEMP (F)								TEMP (F)									CORR TO 0% O2				
	LOAD											VELOCITY (FT/SEC)									CORR TO 3% O2				
573	14:00:22	122.1	20429	5965	3292	3886	3463	0	3913	3041	23480	5965	17515	0	0	0	0			0.29	1.15	1.15	2.8	35.0	16.0	275.0	425.0
												150	523	157	157	325	325						0.0	40.4	18.5	317.3	490.4
0.00	0.0	107.8		363	628	630	633	544	611	609		71	110	0	0	0	0						3.0	34.6	15.8	272.0	420.3
K-TRON= 8900 LBS/HR		REG= 15 DEG		SPREADER = 0 IN				P WB= 4.00 in H2O			FURNACE P= 0.01 in H2O			COAL P= 0.02 in H2O				PRIMARY VELOCITY (actual)= 92 ft/s			SAMPLE= 0 F				
SEC WB= 523 F		MILL IN= 354 F		MILL OUT= 156 F				EXIT 1= 1603 F			EXIT 2= 1568 F			EXIT 3= 1557 F			EXIT 4= 1558 F	EXIT 5= 1587 F		EXIT 6= 1538 F	EXIT(sp)= 1633 F			OFA(sp)= 2090 F		
SORBENT LBS/HR= 0		SORBENT VELOCITY= 0 FT/SEC		SORBENT AIR FLOW= 0 SCFM							(Ca)/(S)= 0.00			BASELINE-DESIGN POINT											
VALID DATA POINT @ 7		ELAPSED TIME, MIN 10		RECORD ON TRK 0				FILE 28																	
617	14:22:17	122.7	20530	5917	3378	3890	3557	0	3981	3129	23852	5917	17936	0	0	0	0			0.29	1.16	1.16	3.0	35.0	16.0	260.0	420.0
												151	524	156	156	564	564						0.0	40.8	18.7	303.3	490.0
0.00	0.0	107.8		366	626	629	630	544	610	610		70	113	0	0	0	0						3.0	35.0	16.0	260.0	420.0
K-TRON= 8900 LBS/HR		REG= 26 DEG		SPREADER = 0 IN				P WB= 4.00 in H2O			FURNACE P= 0.01 in H2O			COAL P= 0.02 in H2O				PRIMARY VELOCITY (actual)= 92 ft/s			SAMPLE= 0 F				
SEC WB= 524 F		MILL IN= 355 F		MILL OUT= 160 F				EXIT 1= 1632 F			EXIT 2= 1599 F			EXIT 3= 1537 F			EXIT 4= 1562 F	EXIT 5= 1601 F		EXIT 6= 1555 F	EXIT(sp)= 1595 F			OFA(sp)= 2155 F		
SORBENT LBS/HR= 0		SORBENT VELOCITY= 0 FT/SEC		SORBENT AIR FLOW= 0 SCFM							(Ca)/(S)= 0.00			REGISTER ADJUSTMENT											
VALID DATA POINT @ 8		ELAPSED TIME, MIN 8		RECORD ON TRK 0				FILE 29																	
652	14:50:52	119.8	20045	6037	3186	3721	3432	0	4045	2868	23289	6037	17252	0	0	0	0			0.30	1.16	1.16	3.0	40.0	16.0	260.0	390.0
												153	523	155	155	507	507						0.0	46.7	18.7	303.3	455.0
0.00	0.0	109.0		355	630	632	640	544	614	609		72	109	0	0	0	0						3.0	40.0	16.0	260.0	390.0
K-TRON= 9000 LBS/HR		REG= 35 DEG		SPREADER = 0 IN				P WB= 3.00 in H2O			FURNACE P= 0.01 in H2O			COAL P= 0.60 in H2O				PRIMARY VELOCITY (actual)= 94 ft/s			SAMPLE= 0 F				
SEC WB= 523 F		MILL IN= 345 F		MILL OUT= 157 F				EXIT 1= 1588 F			EXIT 2= 1546 F			EXIT 3= 1532 F			EXIT 4= 1538 F	EXIT 5= 1550 F		EXIT 6= 1549 F	EXIT(sp)= 1606 F			OFA(sp)= 2140 F		
SORBENT LBS/HR= 0		SORBENT VELOCITY= 0 FT/SEC		SORBENT AIR FLOW= 0 SCFM							(Ca)/(S)= 0.00			REGISTER ADJUSTMENT											
VALID DATA POINT @ 9		ELAPSED TIME, MIN 8		RECORD ON TRK 0				FILE 30																	
670	15:05:08	117.3	19626	6097	2909	3790	3385	0	3814	2807	22802	6097	16705	0	0	0	0			0.31	1.16	1.16	3.0	40.0	16.2	280.0	315.0
												152	530	157	157	270	270						0.0	46.7	18.9	326.7	367.5
0.00	0.0	109.0		354	639	641	641	551	622	619		72	106	0	0	0	0						3.0	40.0	16.2	280.0	315.0
K-TRON= 9000 LBS/HR		REG= 15 DEG		SPREADER = 0 IN				P WB= 3.50 in H2O			FURNACE P= 0.01 in H2O			COAL P= 0.50 in H2O				PRIMARY VELOCITY (actual)= 94 ft/s			SAMPLE= 0 F				
SEC WB= 530 F		MILL IN= 344 F		MILL OUT= 156 F				EXIT 1= 1586 F			EXIT 2= 1674 F			EXIT 3= 1535 F			EXIT 4= 1545 F	EXIT 5= 1645 F		EXIT 6= 1532 F	EXIT(sp)= 1633 F			OFA(sp)= 2094 F		
SORBENT LBS/HR= 0		SORBENT VELOCITY= 0 FT/SEC		SORBENT AIR FLOW= 0 SCFM							(Ca)/(S)= 0.00			BASELINE											
VALID DATA POINT @ 10		ELAPSED TIME, MIN 7		RECORD ON TRK 0				FILE 31																	
730	15:37:29	120.6	20187	6053	3037	3814	3356	0	3868	2835	22956	6053	16903	0	0	0	0			0.30	1.14	1.14	2.6	45.0	16.6	250.0	430.0
												152	534	161	161	173	173						0.0	51.4	18.9	285.3	490.8
0.00	0.0	109.0		355	642	643	645	556	623	619		72	107	0	0	0	0						3.0	44.0	16.2	244.6	420.7
K-TRON= 9000 LBS/HR		REG= 15 DEG		SPREADER = 0 IN				P WB= 3.50 in H2O			FURNACE P= 0.01 in H2O			COAL P= 0.50 in H2O				PRIMARY VELOCITY (actual)= 94 ft/s			SAMPLE= 0 F				
SEC WB= 534 F		MILL IN= 345 F		MILL OUT= 159 F				EXIT 1= 1603 F			EXIT 2= 1623 F			EXIT 3= 1547 F			EXIT 4= 1543 F	EXIT 5= 1636 F		EXIT 6= 1544 F	EXIT(sp)= 1628 F			OFA(sp)= 2119 F		
SORBENT LBS/HR= 0		SORBENT VELOCITY= 0 FT/SEC		SORBENT AIR FLOW= 0 SCFM							(Ca)/(S)= 0.00			BASELINE											
VALID DATA POINT @ 11		ELAPSED TIME, MIN 8		RECORD ON TRK 0				FILE 11																	
741	15:48:34	120.6	20184	6056	3129	4072	3490	0	3755	2949	23451	6056	17395	0	0	0	0			0.30	1.16	1.16	3.0	40.0	16.0	270.0	390.0
												152	533	158	158	225	225						0.0	46.7	18.7	315.0	455.0
0.00	0.0	109.0		354	638	640	642	555	618	618		72	111	0	0	0	0						3.0	40.0	16.0	270.0	390.1
K-TRON= 9000 LBS/HR		REG= 15 DEG		SPREADER = 0 IN				P WB= 3.50 in H2O			FURNACE P= 0.01 in H2O			COAL P= 0.50 in H2O				PRIMARY VELOCITY (actual)= 94 ft/s			SAMPLE= 0 F				
SEC WB= 533 F		MILL IN= 346 F		MILL OUT= 164 F				EXIT 1= 1595 F			EXIT 2= 1608 F			EXIT 3= 1535 F			EXIT 4= 1542 F	EXIT 5= 1623 F		EXIT 6= 1541 F	EXIT(sp)= 1609 F			OFA(sp)= 2126 F		
SORBENT LBS/HR= 0		SORBENT VELOCITY= 0 FT/SEC		SORBENT AIR FLOW= 0 SCFM							(Ca)/(S)= 0.00			BASELINE											
VALID DATA POINT @ 12		ELAPSED TIME, MIN 6		RECORD ON TRK 0				FILE 12																	

DATE : 02-28-85 SPREADER : IMPELLER
SYSTEM : LWS OFA CONFGN : CLOSED
BURNER : CIRC 4.220 OFA LOCATN : NONE
FUEL : UTAH14.0 OIL CHECK : -1.72

PT#	TIME	LOAD MBTU/HR CALC	TA SCFM	PRIM	V-2	V-3	V-4	V-6	V-7	V-8	TOTAL	PRIM	SEC	OFA1	OFA2	OFA3	OFA4	PRIM	SEC	TOTAL	O2	CO	CO2	NO	SO2
	OIL			FLOW SCFM								FLOW SCFM						SR (CUM)			MEASURED				
(V)	LOAD	MEAS		TEMP (F)								TEMP (F)									CORR TO 0% O2				
												VELOCITY (FT/SEC)									CORR TO 3% O2				
776	16:07:13	120.1	20092	6073	3005	3965	3302	0	3879	2625	22848	6073	16775	0	0	0	0	0.30	1.14	1.14	2.6	45.0	16.6	255.0	440.0
												152	522	159	159	168	168				0.0	51.4	18.9	291.0	502.2
0.00	0.0	110.2		352	626	628	629	547	609	606		72	105	0	0	0	0				3.0	44.0	16.2	249.5	430.4

M-TRON= 9100 LBS/HR REG= 15 DEG SPREADER = -2 IN P WB= 3.50 in H2O FURNACE P= 0.01 in H2O COAL P= 0.20 in H2O PRIMARY VELOCITY (actual)= 94 ft/s SAMPLE= 0 F
SEC WB= 522 F MILL IN= 343 F MILL OUT= 155 F EXIT 1= 1599 F EXIT 2= 1593 F EXIT 3= 1539 F EXIT 4= 1569 F EXIT 5= 1611 F EXIT 6= 1541 F EXIT(sp)= 1597 F OFA(sp)= 2134 F
SORBENT LBS/HR= 0 SORBENT VELOCITY= 0 FT/SEC SORBENT AIR FLOW= 0 SCFM (Ca)/(S)= 0.00 SPREADER RETRACTION
VALID DATA POINT # 13 ELAPSED TIME, MIN 8 RECORD ON TRK 0 FILE 32

804	16:25:40	121.2	20281	5954	3307	4219	3447	0	3779	2730	23436	5954	17482	0	0	0	0	0.29	1.16	1.16	2.9	35.0	16.2	370.0	445.0
												152	533	161	161	195	195				0.0	48.6	18.8	429.3	516.3
0.00	0.0	110.2		356	636	638	638	557	620	618		71	111	0	0	0	0				3.0	34.8	16.1	368.0	442.5

M-TRON= 9100 LBS/HR REG= 15 DEG SPREADER = -4 IN P WB= 3.50 in H2O FURNACE P= 0.01 in H2O COAL P= 1.00 in H2O PRIMARY VELOCITY (actual)= 92 ft/s SAMPLE= 0 F
SEC WB= 533 F MILL IN= 348 F MILL OUT= 157 F EXIT 1= 1640 F EXIT 2= 1576 F EXIT 3= 1550 F EXIT 4= 1559 F EXIT 5= 1593 F EXIT 6= 1533 F EXIT(sp)= 1587 F OFA(sp)= 2119 F
SORBENT LBS/HR= 0 SORBENT VELOCITY= 0 FT/SEC SORBENT AIR FLOW= 0 SCFM (Ca)/(S)= 0.00 SPREADER RETRACTION
VALID DATA POINT # 14 ELAPSED TIME, MIN 8 RECORD ON TRK 0 FILE 14

DATE	:	03-04-85	SPREADER	:	IMPELLER
SYSTEM	:	LWS	OFA CONFGN	:	CLOSED
BURNER	:	CIRC 1.20	OFA LOCATN	:	UPPER
FUEL	:	UTAH1.0	OIL CHECK	:	-3.61

PT#	TIME	LOAD MBTU/HR CALC	TA SCFM MEAS	PRIM	V-2	V-3	V-4	V-6	V-7	V-8	TOTAL	PRIM	SEC	OFA1	OFA2	OFA3	OFA4	PRIM	SEC	TOTAL	O2	CO	CO2	NO	SO2
		OIL						FLOW SCFM												SR (CUM)			MEASURED		
								TEMP (F)															CORR TO 0% O2		
(V)	LOAD																						CORR TO 3% O2		
471	14:12:29	117.6	19675	5681	2961	3978	3475	0	3747	2773	22614	5681	16933	0	0	0	0	0.29	1.15	1.15	2.8	0.0	16.2	300.0	425.0
												162	474	158	158	10032	10032				0.0	0.0	18.7	346.2	490.4
0.00	0.0	112.7		417	575	575	577	505	558	557		68	101	0	0	0	0				3.0	0.0	16.0	296.7	420.3
K-TRON= 9300 LBS/HR		REG= 15 DEG		SPREADER = -4 IN				P WB= 3.80 in H20			FURNACE P= 0.30 in H20			COAL P= 2.00 in H20			PRIMARY VELOCITY (actual)= 89 ft/s			SAMPLE= 1323 F					
SEC WB= 474 F		MILL IN= 404 F		MILL OUT= 171 F				EXIT 1= 1576 F			EXIT 2= 1651 F			EXIT 3= 1623 F			EXIT 4= 1573 F			EXIT 5= 1587 F		EXIT 6= 1582 F		EXIT(sp)= 1857 F		OFA(sp)= 2182 F
SORBENT LBS/HR= 0		SORBENT VELOCITY= 0 FT/SEC						SORBENT AIR FLOW= 0 SCFM			[Ca]/[S]= 0.00			BASELINE-SPREADER RETRACTION											
VALID DATA POINT # 1		ELAPSED TIME, MIN 10						RECORD ON TRK 0			FILE 33														
497	14:30:56	119.8	19910	5613	3131	4059	3503	0	3714	2863	22884	5613	17270	0	0	0	0	0.28	1.15	1.15	2.8	0.0	16.2	305.0	465.0
												162	474	157	157	2005	2005				0.0	0.0	18.7	351.9	536.5
0.00	0.0	112.7		425	572	572	575	503	557	554		68	103	0	0	0	0				3.0	0.0	16.0	301.6	459.9
K-TRON= 9300 LBS/HR		REG= 15 DEG		SPREADER = -6 IN				P WB= 4.00 in H20			FURNACE P= 0.25 in H20			COAL P= 2.80 in H20			PRIMARY VELOCITY (actual)= 88 ft/s			SAMPLE= 1331 F					
SEC WB= 474 F		MILL IN= 414 F		MILL OUT= 166 F				EXIT 1= 1592 F			EXIT 2= 1621 F			EXIT 3= 1598 F			EXIT 4= 1570 F			EXIT 5= 1601 F		EXIT 6= 1568 F		EXIT(sp)= 1850 F		OFA(sp)= 2185 F
SORBENT LBS/HR= 0		SORBENT VELOCITY= 0 FT/SEC						SORBENT AIR FLOW= 0 SCFM			[Ca]/[S]= 0.00			SPREADER RETRACTION											
VALID DATA POINT # 2		ELAPSED TIME, MIN 9						RECORD ON TRK 0			FILE 34														
547	15:03:36	120.6	20184	5763	3152	4259	3435	0	3636	2708	22953	5763	17190	0	0	0	0	0.29	1.14	1.14	2.6	0.0	16.6	295.0	465.0
												159	473	155	155	178	178				0.0	0.0	18.9	336.7	530.7
0.00	0.0	117.5		415	573	573	575	502	559	554		69	103	0	0	0	0				3.0	0.0	16.2	288.6	454.9
K-TRON= 9700 LBS/HR		REG= 15 DEG		SPREADER = -2 IN				P WB= 3.80 in H20			FURNACE P= 0.25 in H20			COAL P= 1.00 in H20			PRIMARY VELOCITY (actual)= 90 ft/s			SAMPLE= 1337 F					
SEC WB= 473 F		MILL IN= 402 F		MILL OUT= 165 F				EXIT 1= 1678 F			EXIT 2= 1601 F			EXIT 3= 1589 F			EXIT 4= 1652 F			EXIT 5= 1602 F		EXIT 6= 1592 F		EXIT(sp)= 1829 F		OFA(sp)= 2206 F
SORBENT LBS/HR= 0		SORBENT VELOCITY= 0 FT/SEC						SORBENT AIR FLOW= 0 SCFM			[Ca]/[S]= 0.00			SPREADER ADJUSTMENT											
VALID DATA POINT # 3		ELAPSED TIME, MIN 9						RECORD ON TRK 0			FILE 35														
583	15:28:21	119.0	19905	5838	3066	4143	3244	0	3675	2671	22636	5838	16798	0	0	0	0	0.29	1.14	1.14	2.6	0.0	16.6	300.0	505.0
												158	473	149	149	319	319				0.0	0.0	18.9	342.4	576.4
0.00	0.0	117.5		413	573	573	574	505	560	554		70	100	0	0	0	0				3.0	0.0	16.2	293.5	494.0
K-TRON= 9700 LBS/HR		REG= 15 DEG		SPREADER = 0 IN				P WB= 3.80 in H20			FURNACE P= 0.25 in H20			COAL P= 0.40 in H20			PRIMARY VELOCITY (actual)= 91 ft/s			SAMPLE= 1179 F					
SEC WB= 473 F		MILL IN= 401 F		MILL OUT= 153 F				EXIT 1= 1656 F			EXIT 2= 1575 F			EXIT 3= 1579 F			EXIT 4= 1622 F			EXIT 5= 1651 F		EXIT 6= 1575 F		EXIT(sp)= 1801 F		OFA(sp)= 2213 F
SORBENT LBS/HR= 0		SORBENT VELOCITY= 0 FT/SEC						SORBENT AIR FLOW= 0 SCFM			[Ca]/[S]= 0.00			SPREADER BASELINE											
VALID DATA POINT # 4		ELAPSED TIME, MIN 8						RECORD ON TRK 0			FILE 36														
614	15:48:02	120.6	20178	5716	3859	3721	3555	0	3678	2915	23443	5716	17727	0	0	0	0	0.28	1.16	1.16	3.0	0.0	15.8	310.0	440.0
												160	469	147	147	403	403				0.0	0.0	18.4	361.7	513.3
0.00	0.0	113.9		413	569	569	571	503	561	551		69	105	0	0	0	0				3.0	0.0	15.8	310.0	440.0
K-TRON= 9400 LBS/HR		REG= 15 DEG		SPREADER = -4 IN				P WB= 4.00 in H20			FURNACE P= 0.25 in H20			COAL P= 2.10 in H20			PRIMARY VELOCITY (actual)= 90 ft/s			SAMPLE= 1183 F					
SEC WB= 469 F		MILL IN= 401 F		MILL OUT= 169 F				EXIT 1= 1650 F			EXIT 2= 1575 F			EXIT 3= 1566 F			EXIT 4= 1592 F			EXIT 5= 1629 F		EXIT 6= 1559 F		EXIT(sp)= 1887 F		OFA(sp)= 2182 F
SORBENT LBS/HR= 0		SORBENT VELOCITY= 0 FT/SEC						SORBENT AIR FLOW= 0 SCFM			[Ca]/[S]= 0.00			BASELINE-MIN. FLAME LENGTH											
VALID DATA POINT # 5		ELAPSED TIME, MIN 8						RECORD ON TRK 0			FILE 37														
649	16:12:58	117.8	19719	5709	5128	5271	5152	0	928	723	22911	5709	17201	0	0	0	0	0.29	1.16	1.16	3.0	0.0	15.6	305.0	425.0
												159	479	155	155	677	677				0.0	0.0	18.2	355.8	495.8
0.00	0.0	113.9		406	575	575	577	506	528	523		69	103	0	0	0	0				3.0	0.0	15.6	305.0	425.0
K-TRON= 9400 LBS/HR		REG= 15 DEG		SPREADER = -4 IN				P WB= 4.00 in H20			FURNACE P= 0.25 in H20			COAL P= 2.20 in H20			PRIMARY VELOCITY (actual)= 90 ft/s			SAMPLE= 1165 F					
SEC WB= 479 F		MILL IN= 395 F		MILL OUT= 161 F				EXIT 1= 1615 F			EXIT 2= 1547 F			EXIT 3= 1560 F			EXIT 4= 1571 F			EXIT 5= 1576 F		EXIT 6= 1592 F		EXIT(sp)= 1703 F		OFA(sp)= 2158 F
SORBENT LBS/HR= 0		SORBENT VELOCITY= 0 FT/SEC						SORBENT AIR FLOW= 0 SCFM			[Ca]/[S]= 0.00			BIAS SEC. AIR TO FRONT THREE PORTS											
VALID DATA POINT # 6		ELAPSED TIME, MIN 8						RECORD ON TRK 0			FILE 38														

DATE	:	03-04-85	SPREADER	:	IMPELLER
SYSTEM	:	LWS	OFA CONFGN	:	CLOSED
BURNER	:	CIRC 1.20	OFA LOCATN	:	UPPER
FUEL	:	UTAH1.0	OIL CHECK	:	-3.61

PT#	TIME	LOAD OIL (%)	MBTU/HR CALC LOAD	MBTU/HR MEAS	TA SCFM	PRIM	V-2	V-3	V-4	V-6	V-7	V-8	TOTAL	PRIM	SEC	OFA1	OFA2	OFA3	OFA4	PRIM	SEC	TOTAL	O2	CO	CO2	NO	SO2
						FLOW SCFM								FLOW SCFM						SR (CUM)			MEASURED				
						TEMP (F)								TEMP (F)									CORR TO 0% O2				
														VELOCITY (FT/SEC)									CORR TO 3% O2				
680	16:26:34	118.8	19874			5603	5431	5239	635	0	5121	691	22721	5603	17117	0	0	0	0	0.28	1.14	1.14	2.7	0.0	15.8	290.0	435.0
														161	466	153	153	763	763				0.0	0.0	18.1	332.8	499.2
0.00	0.0	113.9				488	573	574	551	506	567	528		67	181	0	0	0	0				3.0	0.0	15.5	285.2	427.9

K-TRON= 9488 LBS/HR REG= 15 DEG SPREADER = -4 IN P WB= 4.10 in H2O FURNACE P= 0.25 in H2O COAL P= 2.20 in H2O PRIMARY VELOCITY (actual)= 88 ft/s SAMPLE= 1171 F

SEC WB= 466 F MILL IN= 395 F MILL OUT= 169 F EXIT 1= 1625 F EXIT 2= 1565 F EXIT 3= 1570 F EXIT 4= 1579 F EXIT 5= 1590 F EXIT 6= 1590 F EXIT(sp)= 1711 F OFA(sp)= 2191 F

SORBENT LBS/HR= 0 SORBENT VELOCITY= 0 FT/SEC SORBENT AIR FLOW= 0 SCFM (Ca)/(S)= 0.00 BIAS SEC. AIR TO TOP PORTS

VALID DATA POINT 0 7 ELAPSED TIME, MIN 10 RECORD ON TRK 0 FILE 39

DATE	: 03-06-95	SPREADER	: IMPELLER
SYSTEM	: LWS	OFA CONFGN	: CLOSED
BURNER	: CIRC 120	OFA LOCATN	: UPPER
FUEL	: UTAH1.0	OIL CHECK	: .75

PT# TIME	LOAD MBTU/HR	TA	PRIM	V-2	V-3	V-4	V-6	V-7	V-8	TOTAL	PRIM	SEC	OFA1	OFA2	OFA3	OFA4	PRIM	SEC	TOTAL	O2	CO	CO2	NO	SO2
OIL	CALC	SCFM	FLOW SCFM								FLOW SCFM						SR (CUM)			MEASURED				
(V) LOAD	MEAS		TEMP (F)								TEMP (F)									CORR TO 0% O2				
			VELOCITY (FT/SEC)																	CORR TO 3% O2				
210 11:18:19	123.1	20596	6056	3467	3943	3134	0	3628	3444	23673	6856	17616	0	0	0	0	0.29	1.15	1.15	2.8	30.0	15.8	290.0	480.0
											145	496	154	154	166	166				0.0	34.6	18.2	334.6	553.8
0.00 0.0	106.6		337	605	687	608	533	597	592		71	108	0	0	0	0				3.0	29.7	15.6	286.8	474.7
K-TRON= 8800 LBS/HR	REG= 15 DEG	SPREADER = -1 IN	P WB= 3.50 in H20	FURNACE P= 0.25 in H20	COAL P= 1.00 in H20	PRIMARY VELOCITY (actual)= 93 ft/s	SAMPLE= 1171 F																	
SEC WB= 496 F	MILL IN= 330 F	MILL OUT= 140 F	EXIT 1= 1590 F	EXIT 2= 1591 F	EXIT 3= 1588 F	EXIT 4= 1559 F	EXIT 5= 1551 F	EXIT 6= 1586 F	EXIT(sp)= 1815 F	OFA(sp)= 2131 F														
SORBENT LBS/HR= 0	SORBENT VELOCITY= 0 FT/SEC	SORBENT AIR FLOW= 0 SCFM	(Ca)/(S)= 0.00	BASELINE-DESIGN POINT CONDITION																				
VALID DATA POINT # 1	ELAPSED TIME, MIN 10	RECORD ON TRK 0	FILE 40																					
244 11:34:41	121.2	20283	6084	3020	3761	2913	0	3666	3263	22706	6084	16622	0	0	0	0	0.30	1.12	1.12	2.3	35.0	16.2	300.0	500.0
											145	491	160	160	162	162				0.0	39.3	18.2	336.9	561.5
0.00 0.0	106.6		337	613	616	617	540	600	599		71	101	0	0	0	0				3.0	33.7	15.6	288.8	481.3
K-TRON= 8800 LBS/HR	REG= 15 DEG	SPREADER = -1 IN	P WB= 3.00 in H20	FURNACE P= 0.20 in H20	COAL P= 0.50 in H20	PRIMARY VELOCITY (actual)= 93 ft/s	SAMPLE= 1180 F																	
SEC WB= 491 F	MILL IN= 326 F	MILL OUT= 123 F	EXIT 1= 1563 F	EXIT 2= 1572 F	EXIT 3= 1622 F	EXIT 4= 1603 F	EXIT 5= 1580 F	EXIT 6= 1590 F	EXIT(sp)= 1912 F	OFA(sp)= 2124 F														
SORBENT LBS/HR= 0	SORBENT VELOCITY= 0 FT/SEC	SORBENT AIR FLOW= 0 SCFM	(Ca)/(S)= 0.00	EXCESS AIR CURVE																				
VALID DATA POINT # 2	ELAPSED TIME, MIN 10	RECORD ON TRK 0	FILE 41																					
254 11:45:53	121.0	20245	6066	2959	3708	2844	0	3558	3179	22314	6066	16248	0	0	0	0	0.30	1.10	1.10	2.0	35.0	16.2	290.0	515.0
											146	503	157	157	168	168				0.0	38.7	17.9	320.5	569.2
0.00 0.0	106.6		335	624	628	629	550	617	618		71	100	0	0	0	0				3.0	33.2	15.3	274.7	487.9
K-TRON= 8800 LBS/HR	REG= 15 DEG	SPREADER = -1 IN	P WB= 3.00 in H20	FURNACE P= 0.20 in H20	COAL P= 0.50 in H20	PRIMARY VELOCITY (actual)= 93 ft/s	SAMPLE= 1178 F																	
SEC WB= 503 F	MILL IN= 328 F	MILL OUT= 143 F	EXIT 1= 1571 F	EXIT 2= 1559 F	EXIT 3= 1622 F	EXIT 4= 1609 F	EXIT 5= 1590 F	EXIT 6= 1591 F	EXIT(sp)= 1866 F	OFA(sp)= ---- F														
SORBENT LBS/HR= 0	SORBENT VELOCITY= 0 FT/SEC	SORBENT AIR FLOW= 0 SCFM	(Ca)/(S)= 0.00	MINIMUM EXCESS AIR																				
VALID DATA POINT # 3	ELAPSED TIME, MIN 7	RECORD ON TRK 0	FILE 42																					
285 11:57:26	120.9	20228	5997	3758	4433	3345	0	3933	3819	25285	5997	19288	0	0	0	0	0.30	1.25	1.25	4.3	25.0	14.2	340.0	410.0
											146	501	144	144	158	158				0.0	31.4	17.9	427.5	515.6
0.00 0.0	106.6		339	615	618	619	542	601	601		70	119	0	0	0	0				3.0	26.9	15.3	366.5	441.9
K-TRON= 8800 LBS/HR	REG= 15 DEG	SPREADER = -1 IN	P WB= 4.30 in H20	FURNACE P= 0.26 in H20	COAL P= 0.05 in H20	PRIMARY VELOCITY (actual)= 92 ft/s	SAMPLE= 1168 F																	
SEC WB= 501 F	MILL IN= 330 F	MILL OUT= 154 F	EXIT 1= 1506 F	EXIT 2= 1518 F	EXIT 3= 1607 F	EXIT 4= 1541 F	EXIT 5= 1533 F	EXIT 6= 1536 F	EXIT(sp)= 1843 F	OFA(sp)= ---- F														
SORBENT LBS/HR= 0	SORBENT VELOCITY= 0 FT/SEC	SORBENT AIR FLOW= 0 SCFM	(Ca)/(S)= 0.00	EXCESS AIR CURVE																				
VALID DATA POINT # 4	ELAPSED TIME, MIN 7	RECORD ON TRK 0	FILE 43																					
328 12:29:01	121.9	20394	5898	4058	4614	3607	0	4267	4138	26582	5898	20684	0	0	0	0	0.29	1.30	1.30	5.0	40.0	14.2	340.0	410.0
											148	483	150	150	160	160				0.0	52.5	18.6	446.3	538.1
0.00 0.0	106.6		348	582	584	586	515	572	571		70	125	0	0	0	0				3.0	45.8	16.0	382.5	461.3
K-TRON= 8800 LBS/HR	REG= 15 DEG	SPREADER = -1 IN	P WB= 4.70 in H20	FURNACE P= 0.35 in H20	COAL P= 0.03 in H20	PRIMARY VELOCITY (actual)= 91 ft/s	SAMPLE= 1172 F																	
SEC WB= 483 F	MILL IN= 335 F	MILL OUT= 149 F	EXIT 1= 1519 F	EXIT 2= 1564 F	EXIT 3= 1559 F	EXIT 4= 1557 F	EXIT 5= 1522 F	EXIT 6= 1528 F	EXIT(sp)= 1620 F	OFA(sp)= ---- F														
SORBENT LBS/HR= 0	SORBENT VELOCITY= 0 FT/SEC	SORBENT AIR FLOW= 0 SCFM	(Ca)/(S)= 0.00	MAXIMUM EXCESS AIR																				
VALID DATA POINT # 5	ELAPSED TIME, MIN 8	RECORD ON TRK 0	FILE 44																					
377 12:59:42	121.6	20348	6089	3410	4149	3100	0	3668	3483	23900	6089	17811	0	0	0	0	0.30	1.17	1.17	3.2	40.0	16.0	310.0	495.0
											146	479	151	151	154	154				0.0	47.2	18.9	365.7	584.0
0.00 0.0	106.6		333	594	598	599	516	575	578		72	107	0	0	0	0				3.0	40.4	16.2	313.5	500.6
K-TRON= 8800 LBS/HR	REG= 15 DEG	SPREADER = -1 IN	P WB= 4.70 in H20	FURNACE P= 0.35 in H20	COAL P= 0.03 in H20	PRIMARY VELOCITY (actual)= 93 ft/s	SAMPLE= 1180 F																	
SEC WB= 479 F	MILL IN= 325 F	MILL OUT= 151 F	EXIT 1= 1557 F	EXIT 2= 1590 F	EXIT 3= 1628 F	EXIT 4= 1606 F	EXIT 5= 1555 F	EXIT 6= 1579 F	EXIT(sp)= 1655 F	OFA(sp)= ---- F														
SORBENT LBS/HR= 0	SORBENT VELOCITY= 0 FT/SEC	SORBENT AIR FLOW= 0 SCFM	(Ca)/(S)= 0.00	EXCESS AIR CURVE																				
VALID DATA POINT # 6	ELAPSED TIME, MIN 7	RECORD ON TRK 0	FILE 45																					

DATE	: 03-06-85		SPREADER	: IMPELLER	
SYSTEM	: LWS		OFA CONFGN	: CLOSED	
BURNER	: CIRC 1.20		OFA LOCATN	: NONE	
FUEL	: COMANCHE		OIL CHECK	: -.75	

PT#	TIME	LOAD MBTU/HR CALC	TA SCFM	PRIM	V-2	V-3	V-4	V-6	V-7	V-8	TOTAL	PRIM	SEC	OFA1	OFA2	OFA3	OFA4	PRIM	SEC	TOTAL	O2	CO	CO2	NO	SO2
OIL							FLOW SCFM							FLOW SCFM				SR (CUM)			MEASURED				
(V)	LOAD	MEAS					TEMP (F)							TEMP (F)							CORR TO 0% O2				
														VELOCITY (FT/SEC)							CORR TO 3% O2				
635	15:41:54	119.4	19770	5744	3822	4098	3453	0	3734	3981	24832	5744	19088	0	0	0	0	0.29	1.26	1.26	4.4	31.9	15.4	393.5	340.0
												125	478	143	143	154	154				0.0	40.2	19.5	496.3	428.8
0.00	0.0	106.9		460	579	577	577	491	558	560		65	114	0	0	0	0				3.0	34.5	16.7	425.4	367.1
K-TRON=11100 LBS/HR			REG= 15 DEG		SPREADER = -1 IN			P WB= 4.00 in H2O			FURNACE P= 0.35 in H2O			COAL P= 0.05 in H2O				PRIMARY VELOCITY (actual)= 85 ft/s			SAMPLE= 1207 F				
SEC WB= 470 F			MILL IN= 445 F		MILL OUT= 129 F			EXIT 1= 1592 F			EXIT 2= 1561 F			EXIT 3= 1571 F			EXIT 4= 1579 F	EXIT 5= 1587 F		EXIT 6= 1622 F	EXIT(sp)= 1556 F			OFA(sp)= ---- F	
SORBENT LBS/HR= 0			SORBENT VELOCITY= 0 FT/SEC				SORBENT AIR FLOW= 0 SCFM				[Ca]/[S]= 0.00														
VALID DATA POINT # 8			ELAPSED TIME, MIN 8				RECORD ON TRK 0				FILE 46														
692	16:12:26	121.8	20164	5655	4261	4493	3777	0	3968	4024	26188	5655	20524	0	0	0	0	0.28	1.30	1.30	4.9	30.0	15.4	410.0	290.0
												125	458	142	142	153	153				1.0	39.1	20.1	534.8	378.3
0.00	0.0	108.8		464	561	560	559	471	541	542		64	121	0	0	0	0				3.0	33.5	17.2	458.4	324.2
K-TRON=11300 LBS/HR			REG= 15 DEG		SPREADER = -1 IN			P WB= 4.50 in H2O			FURNACE P= 0.35 in H2O			COAL P= 0.40 in H2O				PRIMARY VELOCITY (actual)= 84 ft/s			SAMPLE= 1212 F				
SEC WB= 458 F			MILL IN= 450 F		MILL OUT= 120 F			EXIT 1= 1585 F			EXIT 2= 1563 F			EXIT 3= 1584 F			EXIT 4= 1584 F	EXIT 5= 1596 F		EXIT 6= 1594 F	EXIT(sp)= 1576 F			OFA(sp)= ---- F	
SORBENT LBS/HR= 0			SORBENT VELOCITY= 0 FT/SEC				SORBENT AIR FLOW= 0 SCFM				[Ca]/[S]= 0.00			EXCESS AIR CURVE											
VALID DATA POINT # 8			ELAPSED TIME, MIN 8				RECORD ON TRK 0				FILE 47														
704	16:22:12	122.2	20218	5619	4364	4574	3885	0	4184	4283	26908	5619	21289	0	0	0	0	0.28	1.33	1.33	5.3	29.0	15.0	430.0	240.0
												126	456	142	142	152	152				0.0	38.7	20.1	575.2	321.0
0.00	0.0	108.8		469	555	555	555	464	537	538		64	125	0	0	0	0				3.0	33.2	17.2	493.0	275.2
K-TRON=11300 LBS/HR			REG= 15 DEG		SPREADER = -1 IN			P WB= 5.00 in H2O			FURNACE P= 0.30 in H2O			COAL P= 0.40 in H2O				PRIMARY VELOCITY (actual)= 83 ft/s			SAMPLE= 1210 F				
SEC WB= 456 F			MILL IN= 454 F		MILL OUT= 130 F			EXIT 1= 1557 F			EXIT 2= 1556 F			EXIT 3= 1579 F			EXIT 4= 1569 F	EXIT 5= 1575 F		EXIT 6= 1581 F	EXIT(sp)= 1553 F			OFA(sp)= ---- F	
SORBENT LBS/HR= 0			SORBENT VELOCITY= 0 FT/SEC				SORBENT AIR FLOW= 0 SCFM				[Ca]/[S]= 0.00			EXCESS AIR CURVE											
VALID DATA POINT # 9			ELAPSED TIME, MIN 8				RECORD ON TRK 0				FILE 48														

DATE : 05-07-95 | SPREADER : IMPELLER
SYSTEM : LOWS | OFA CONFGN : CLOSED
BURNER : CIRC 4.20 | OFA LOCATN : NONE
FUEL : ILLINOIS4 | OIL CHECK : -4.32

PT#	TIME	LOAD MBTU/HR CALC	TA SCFM	PRIM	V-2	V-3	V-4	V-6	V-7	V-8	TOTAL	PRIM	SEC	OFA1	OFA2	OFA3	OFA4	PRIM	SEC	TOTAL	O2	CO	CO2	NO	SO2
	OIL			FLOW SCFM								FLOW SCFM						SR (CUM)			MEASURED				
(V)	LOAD	MEAS		TEMP (F)								TEMP (F)									CORR TO 0% O2				
												VELOCITY (FT/SEC)									CORR TO 3% O2				
365	11:44:34	122.2	20420	5864	3629	3482	3546	0	3773	3311	23606	5864	17741	0	0	0	0	8.29	1.16	1.16	2.9	30.0	17.2	325.0	2800.0
												136	474	159	159	157	157				0.0	34.8	20.0	377.1	3248.6
0.00	0.0	109.4		454	577	579	582	515	567	566		68	106	0	0	0	0				3.0	29.8	17.1	323.2	2784.5
K-TRON=10400 LBS/HR		REG= 15 DEG		SPREADER = -1 IN			P WB= 3.50 in H2O			FURNACE P= 0.20 in H2O		COAL P= 0.50 in H2O			PRIMARY VELOCITY (actual)= 88 ft/s			SAMPLE= 1146 F							
SEC WB= 474 F		MILL IN= 441 F		MILL OUT= 134 F			EXIT 1= 1519 F			EXIT 2= 1536 F		EXIT 3= 1615 F			EXIT 4= 1576 F			EXIT 5= 1574 F		EXIT 6= 1593 F		EXIT(sp)= 1852 F		OFA(sp)= 2089 F	
SORBENT LBS/HR= 0		SORBENT VELOCITY= 0 FT/SEC		SORBENT AIR FLOW= 0 SCFM			[Ca]/[S]= 0.00			BASELINE-DESIGN CONDITIONS															
VALID DATA POINT # 1		ELAPSED TIME, MIN 10		RECORD ON TRK 0			FILE 49																		
390	12:02:12	119.9	20031	5814	3545	3324	3349	0	3619	3137	22788	5814	16974	0	0	0	0	0.29	1.14	1.14	2.6	30.0	17.4	315.0	0.0
												136	486	159	159	162	162				0.0	34.2	19.9	359.5	0.0
0.00	0.0	107.3		453	587	589	592	521	582	576		67	103	0	0	0	0				3.0	29.3	17.0	308.2	0.1
K-TRON=10200 LBS/HR		REG= 15 DEG		SPREADER = -1 IN			P WB= 3.50 in H2O			FURNACE P= 0.25 in H2O		COAL P= 0.40 in H2O			PRIMARY VELOCITY (actual)= 88 ft/s			SAMPLE= 1159 F							
SEC WB= 486 F		MILL IN= 442 F		MILL OUT= 136 F			EXIT 1= 1517 F			EXIT 2= 1536 F		EXIT 3= 1622 F			EXIT 4= 1577 F			EXIT 5= 1567 F		EXIT 6= 1599 F		EXIT(sp)= 1855 F		OFA(sp)= 2112 F	
SORBENT LBS/HR= 0		SORBENT VELOCITY= 0 FT/SEC		SORBENT AIR FLOW= 0 SCFM			[Ca]/[S]= 0.00			EXCESS AIR CURVE															
VALID DATA POINT # 2		ELAPSED TIME, MIN 8		RECORD ON TRK 0			FILE 50																		
411	12:15:48	122.1	20391	5859	3483	3228	3291	0	3546	3074	22481	5859	16622	0	0	0	0	0.29	1.10	1.10	2.0	30.0	18.0	310.0	0.0
												136	487	160	160	158	158				0.0	33.2	19.9	342.6	0.0
0.00	0.0	107.3		449	594	596	600	526	580	582		68	101	0	0	0	0				3.0	28.4	17.1	293.7	0.0
K-TRON=10200 LBS/HR		REG= 15 DEG		SPREADER = -1 IN			P WB= 3.00 in H2O			FURNACE P= 0.20 in H2O		COAL P= 0.40 in H2O			PRIMARY VELOCITY (actual)= 88 ft/s			SAMPLE= 1156 F							
SEC WB= 487 F		MILL IN= 437 F		MILL OUT= 138 F			EXIT 1= 1535 F			EXIT 2= 1560 F		EXIT 3= 1638 F			EXIT 4= 1609 F			EXIT 5= 1591 F		EXIT 6= 1615 F		EXIT(sp)= 1817 F		OFA(sp)= 2143 F	
SORBENT LBS/HR= 0		SORBENT VELOCITY= 0 FT/SEC		SORBENT AIR FLOW= 0 SCFM			[Ca]/[S]= 0.00			MIN. EXCESS AIR															
VALID DATA POINT # 3		ELAPSED TIME, MIN 7		RECORD ON TRK 0			FILE 51																		
428	12:23:40	122.4	20445	5804	3837	3579	3476	0	3638	3309	23635	5804	17832	0	0	0	0	0.28	1.16	1.16	2.9	25.0	17.2	325.0	0.0
												138	487	159	159	162	162				0.0	29.8	20.0	377.1	0.0
0.00	0.0	107.3		456	593	595	596	525	582	581		67	108	0	0	0	0				3.0	24.9	17.1	323.2	0.0
K-TRON=10200 LBS/HR		REG= 15 DEG		SPREADER = -1 IN			P WB= 3.70 in H2O			FURNACE P= 0.20 in H2O		COAL P= 0.40 in H2O			PRIMARY VELOCITY (actual)= 88 ft/s			SAMPLE= 1167 F							
SEC WB= 487 F		MILL IN= 443 F		MILL OUT= 129 F			EXIT 1= 1535 F			EXIT 2= 1551 F		EXIT 3= 1634 F			EXIT 4= 1595 F			EXIT 5= 1581 F		EXIT 6= 1604 F		EXIT(sp)= 1767 F		OFA(sp)= 2122 F	
SORBENT LBS/HR= 0		SORBENT VELOCITY= 0 FT/SEC		SORBENT AIR FLOW= 0 SCFM			[Ca]/[S]= 0.00			BASELINE-EXCESS AIR CURVE															
VALID DATA POINT # 4		ELAPSED TIME, MIN 7		RECORD ON TRK 0			FILE 52																		
444	12:34:23	120.7	20164	5772	4004	3604	3590	0	3821	3435	24227	5772	18455	0	0	0	0	0.29	1.20	1.20	3.6	25.0	16.6	325.0	0.0
												139	485	155	155	163	163				0.0	30.2	20.0	392.2	0.0
0.00	0.0	107.3		463	583	585	587	520	576	573		67	112	0	0	0	0				3.0	25.9	17.2	336.2	0.0
K-TRON=10200 LBS/HR		REG= 15 DEG		SPREADER = -1 IN			P WB= 4.10 in H2O			FURNACE P= 0.20 in H2O		COAL P= 0.40 in H2O			PRIMARY VELOCITY (actual)= 88 ft/s			SAMPLE= 1158 F							
SEC WB= 485 F		MILL IN= 450 F		MILL OUT= 138 F			EXIT 1= 1518 F			EXIT 2= 1541 F		EXIT 3= 1593 F			EXIT 4= 1563 F			EXIT 5= 1572 F		EXIT 6= 1561 F		EXIT(sp)= 1721 F		OFA(sp)= 2110 F	
SORBENT LBS/HR= 0		SORBENT VELOCITY= 0 FT/SEC		SORBENT AIR FLOW= 0 SCFM			[Ca]/[S]= 0.00			EXCESS AIR CURVE															
VALID DATA POINT # 5		ELAPSED TIME, MIN 10		RECORD ON TRK 0			FILE 53																		
465	12:49:17	120.1	20058	5717	4020	3778	3745	0	3884	3510	24654	5717	18937	0	0	0	0	0.29	1.23	1.23	4.0	25.0	16.2	335.0	0.0
												137	478	155	155	164	164				0.0	30.9	20.0	413.8	0.0
0.00	0.0	107.3		462	576	578	580	514	570	565		66	114	0	0	0	0				3.0	26.5	17.2	354.7	0.0
K-TRON=10200 LBS/HR		REG= 15 DEG		SPREADER = -1 IN			P WB= 4.50 in H2O			FURNACE P= 0.20 in H2O		COAL P= 0.40 in H2O			PRIMARY VELOCITY (actual)= 86 ft/s			SAMPLE= 1180 F							
SEC WB= 478 F		MILL IN= 448 F		MILL OUT= 137 F			EXIT 1= 1522 F			EXIT 2= 1544 F		EXIT 3= 1591 F			EXIT 4= 1567 F			EXIT 5= 1577 F		EXIT 6= 1582 F		EXIT(sp)= 1612 F		OFA(sp)= 2111 F	
SORBENT LBS/HR= 0		SORBENT VELOCITY= 0 FT/SEC		SORBENT AIR FLOW= 0 SCFM			[Ca]/[S]= 0.00			EXCESS AIR CURVE															
VALID DATA POINT # 6		ELAPSED TIME, MIN 10		RECORD ON TRK 0			FILE 54																		

DATE	:	03-07-95	SPREADER	:	IMPELLER
SYSTEM	:	LOWS	OFA CONFGN	:	CLOSED
BURNER	:	CERC 1.20	OFA LOCATN	:	NONE
FUEL	:	ILLINOIS4	OIL CHECK	:	-4.32

PT#	TIME	LOAD MBTU/HR CALC	TA SCFM	PRIM	V-2	V-3	V-4	V-6	V-7	V-8	TOTAL	PRIM	SEC	OFA1	OFA2	OFA3	OFA4	PRIM	SEC	TOTAL	O2	CO	CO2	NO	SO2
	OIL						FLOW SCFM							FLOW SCFM					SR (CUM)				MEASURED		
(%)	LOAD	MEAS					TEMP (F)							TEMP (F)									CORR TO 0% O2		
														VELOCITY (FT/SEC)									CORR TO 3% O2		
528	13:26:08	121.0	20218	5710	4088	3972	3917	0	4166	3888	25741	5710	20031	0	0	0	0		0.28	1.27	1.27	4.6	35.0	15.2	350.0	0.0
												136	465	151	151	158	158					0.0	44.8	19.5	448.2	0.0
0.00	0.0	107.3		460	565	567	570	504	562	556		66	119	0	0	0	0					3.0	38.4	16.7	384.1	0.0
K-TRON=10200 LBS/HR		REG= 15 DEG		SPREADER = -1 IN				P WB= 4.70 in H2O			FURNACE P= 0.10 in H2O			COAL P= 0.60 in H2O				PRIMARY VELOCITY (actual)= 86 ft/s			SAMPLE= 1187 F				
SEC WB= 465 F		MILL IN= 447 F		MILL OUT= 138 F				EXIT 1= 1516 F			EXIT 2= 1538 F			EXIT 3= 1560 F			EXIT 4= 1536 F	EXIT 5= 1552 F		EXIT 6= 1550 F		EXIT(sp)= 1622 F		OFA(sp)= 2103 F	
SORBENT LBS/HR= 0		SORBENT VELOCITY= 0 FT/SEC		SORBENT AIR FLOW= 0 SCFM				[Ca]/[S]= 0.00			EXCESS AIR CURVE															
VALID DATA POINT # 7		ELAPSED TIME, MIN 8		RECORD ON TRK #				FILE S5																	
545	13:38:30	117.6	19650	5783	4117	4228	4247	0	4333	4245	26953	5783	21170	0	0	0	0		0.29	1.37	1.37	5.8	30.0	14.0	330.0	0.0
												136	466	152	152	158	158					0.0	41.4	19.3	455.9	0.0
0.00	0.0	107.3		465	559	560	562	499	556	549		67	125	0	0	0	0					3.0	35.5	16.6	390.8	0.0
K-TRON=10200 LBS/HR		REG= 15 DEG		SPREADER = -1 IN				P WB= 5.00 in H2O			FURNACE P= 0.15 in H2O			COAL P= 1.00 in H2O				PRIMARY VELOCITY (actual)= 87 ft/s			SAMPLE= 1175 F				
SEC WB= 466 F		MILL IN= 451 F		MILL OUT= 137 F				EXIT 1= 1515 F			EXIT 2= 1535 F			EXIT 3= 1556 F			EXIT 4= 1539 F	EXIT 5= 1552 F		EXIT 6= 1549 F		EXIT(sp)= 1601 F		OFA(sp)= 2095 F	
SORBENT LBS/HR= 0		SORBENT VELOCITY= 0 FT/SEC		SORBENT AIR FLOW= 0 SCFM				[Ca]/[S]= 0.00			MAXIMUM EXCESS AIR															
VALID DATA POINT # 8		ELAPSED TIME, MIN 7		RECORD ON TRK #				FILE S6																	
579	13:57:39	120.3	20099	5805	3652	3746	3544	0	3536	3465	23749	5805	17943	0	0	0	0		0.29	1.18	1.18	3.3	35.0	16.2	310.0	0.0
												136	480	152	152	161	161					0.0	41.5	19.2	367.8	0.0
0.00	0.0	113.6		451	584	586	588	514	577	572		67	188	0	0	0	0					3.0	35.6	16.5	315.3	0.0
K-TRON=10800 LBS/HR		REG= 15 DEG		SPREADER = -1 IN				P WB= 3.90 in H2O			FURNACE P= 0.10 in H2O			COAL P= 0.60 in H2O				PRIMARY VELOCITY (actual)= 88 ft/s			SAMPLE= 1201 F				
SEC WB= 480 F		MILL IN= 439 F		MILL OUT= 137 F				EXIT 1= 1586 F			EXIT 2= 1596 F			EXIT 3= 1640 F			EXIT 4= 1624 F	EXIT 5= 1623 F		EXIT 6= 1622 F		EXIT(sp)= 1667 F		OFA(sp)= 2195 F	
SORBENT LBS/HR= 0		SORBENT VELOCITY= 0 FT/SEC		SORBENT AIR FLOW= 0 SCFM				[Ca]/[S]= 0.00			BASELINE-LOAD REDUCTION															
VALID DATA POINT # 9		ELAPSED TIME, MIN 8		RECORD ON TRK #				FILE S7																	
659	14:41:05	97.6	16306	5726	2940	2773	2576	0	2778	2689	19481	5726	13756	0	0	0	0		0.35	1.19	1.19	3.5	35.0	16.0	270.0	0.0
												140	519	165	165	171	171					0.0	42.0	19.2	324.0	0.0
0.00	0.0	94.6		470	649	651	654	570	641	635		67	86	0	0	0	0					3.0	36.0	16.5	277.7	0.0
K-TRON= 9000 LBS/HR		REG= 15 DEG		SPREADER = -1 IN				P WB= 2.70 in H2O			FURNACE P= 0.07 in H2O			COAL P= 0.30 in H2O				PRIMARY VELOCITY (actual)= 87 ft/s			SAMPLE= 1126 F				
SEC WB= 519 F		MILL IN= 455 F		MILL OUT= 141 F				EXIT 1= 1480 F			EXIT 2= 1495 F			EXIT 3= 1576 F			EXIT 4= 1555 F	EXIT 5= 1520 F		EXIT 6= 1524 F		EXIT(sp)= 1057 F		OFA(sp)= 2133 F	
SORBENT LBS/HR= 0		SORBENT VELOCITY= 0 FT/SEC		SORBENT AIR FLOW= 0 SCFM				[Ca]/[S]= 0.00			REDUCED LOAD															
VALID DATA POINT # 10		ELAPSED TIME, MIN 8		RECORD ON TRK #				FILE S8																	
715	15:19:34	85.7	14310	5802	2542	2209	1950	0	2536	2058	17097	5802	11295	0	0	0	0		0.41	1.19	1.19	3.5	35.0	16.0	265.0	0.0
												147	528	162	162	173	173					0.0	42.0	19.2	318.0	0.0
0.00	0.0	81.0		461	683	683	686	604	669	665		68	71	0	0	0	0					3.0	36.0	16.5	272.6	0.0
K-TRON= 7700 LBS/HR		REG= 15 DEG		SPREADER = -1 IN				P WB= 2.00 in H2O			FURNACE P= 0.06 in H2O			COAL P= 0.30 in H2O				PRIMARY VELOCITY (actual)= 89 ft/s			SAMPLE= 1049 F				
SEC WB= 528 F		MILL IN= 447 F		MILL OUT= 140 F				EXIT 1= 1387 F			EXIT 2= 1391 F			EXIT 3= 1470 F			EXIT 4= 1463 F	EXIT 5= 1414 F		EXIT 6= 1442 F		EXIT(sp)= 1494 F		OFA(sp)= 2020 F	
SORBENT LBS/HR= 0		SORBENT VELOCITY= 0 FT/SEC		SORBENT AIR FLOW= 0 SCFM				[Ca]/[S]= 0.00			REDUCED LOAD															
VALID DATA POINT # 11		ELAPSED TIME, MIN 8		RECORD ON TRK #				FILE S9																	
761	15:49:50	66.0	11023	5850	2360	1193	868	0	2116	1248	13627	5850	7777	0	0	0	0		0.53	1.24	1.24	4.1	35.0	15.4	215.0	0.0
												162	518	168	168	177	177					0.0	43.5	19.1	267.2	0.0
0.00	0.0	69.4		471	655	651	657	600	648	636		70	48	0	0	0	0					3.0	37.3	16.4	229.0	0.0
K-TRON= 6600 LBS/HR		REG= 15 DEG		SPREADER = -1 IN				P WB= 1.20 in H2O			FURNACE P= 0.02 in H2O			COAL P= 0.30 in H2O				PRIMARY VELOCITY (actual)= 92 ft/s			SAMPLE= 1001 F				
SEC WB= 518 F		MILL IN= 454 F		MILL OUT= 166 F				EXIT 1= 1280 F			EXIT 2= 1314 F			EXIT 3= 1398 F			EXIT 4= 1365 F	EXIT 5= 1304 F		EXIT 6= 1371 F		EXIT(sp)= 1462 F		OFA(sp)= 1874 F	
SORBENT LBS/HR= 0		SORBENT VELOCITY= 0 FT/SEC		SORBENT AIR FLOW= 0 SCFM				[Ca]/[S]= 0.00			REDUCED LOAD															
VALID DATA POINT # 12		ELAPSED TIME, MIN 7		RECORD ON TRK #				FILE S0																	

DATE	: 03-07-95	SPREADER	: IMPELLER
SYSTEM	: LWS	OFA CONFGN	: CLOSED
BURNER	: CIRC 120	OFA LOCATN	: NONE
FUEL	: ILLINOIS4	OIL CHECK	: -4.352

FT@ OIL (#)	TIME	LOAD MBTU/HR CALC LOAD	MEAS	TA SCFM	PRIM	V-2	V-3	V-4	V-6	V-7	V-8	TOTAL	PRIM	SEC	OFA1	OFA2	OFA3	OFA4	PRIM	SEC	TOTAL	O2	CO	CO2	NO	SO2
					FLOW SCFM								FLOW SCFM						SR (CUM)			MEASURED				
					TEMP (F)								TEMP (F)									CORR TO 0% O2				
													VELOCITY (FT/SEC)									CORR TO 3% O2				
778	15:59:18	67.2	11231		5751	2297	1290	1173	0	2023	1036	13571	5751	7819	0	0	0	0	0.51	1.21	1.21	3.7	35.0	15.8	200.0	0.0
													165	502	163	163	165	165				0.0	42.5	19.2	242.8	0.0
0.00	0.0	69.4			512	640	639	645	586	634	621		70	48	0	0	0	0				3.0	36.4	16.4	208.1	0.0
K-TRON= 6600 LBS/HR		REG= 15 DEG		SPREADER = -1 IN		P WB= 1.00 in H20		FURNACE P= 0.02 in H20		COAL P= 0.30 in H20		PRIMARY VELOCITY (actual)= 91 ft/s		SAMPLE= 986 F												
SEC WB= 502 F		MILL IN= 466 F		MILL OUT= 174 F		EXIT 1= 1266 F		EXIT 2= 1290 F		EXIT 3= 1392 F		EXIT 4= 1367 F		EXIT 5= 1306 F		EXIT 6= 1361 F		EXIT(sp)= 1450 F		OFA(sp)= 1871 F						
SORBENT LBS/HR= 0		SORBENT VELOCITY= 0 FT/SEC		SORBENT AIR FLOW= 0 SCFM		[Ca]/[S]= 0.00		BASELINE-REDUCED LOAD(MINIMUM)																		
VALID DATA POINT @ 13		ELAPSED TIME, MIN 8		RECORD ON TRK 0		FILE 61																				
790	16:06:04	66.8	11158		5760	2444	1118	1004	0	1926	787	13040	5760	7280	0	0	0	0	0.52	1.17	1.17	3.1	40.0	16.2	200.0	0.0
													165	505	169	169	177	177				0.0	46.9	19.0	234.6	0.0
0.00	0.0	69.4			486	642	637	643	584	632	618		70	45	0	0	0	0				3.0	40.2	16.3	201.1	0.0
K-TRON= 6600 LBS/HR		REG= 15 DEG		SPREADER = -1 IN		P WB= 0.80 in H20		FURNACE P= 0.01 in H20		COAL P= 0.30 in H20		PRIMARY VELOCITY (actual)= 91 ft/s		SAMPLE= 980 F												
SEC WB= 505 F		MILL IN= 468 F		MILL OUT= 164 F		EXIT 1= 1286 F		EXIT 2= 1295 F		EXIT 3= 1379 F		EXIT 4= 1380 F		EXIT 5= 1316 F		EXIT 6= 1361 F		EXIT(sp)= 1432 F		OFA(sp)= 1906 F						
SORBENT LBS/HR= 0		SORBENT VELOCITY= 0 FT/SEC		SORBENT AIR FLOW= 0 SCFM		[Ca]/[S]= 0.00		MIN. EXCESS AIR																		
VALID DATA POINT @ 14		ELAPSED TIME, MIN 7		RECORD ON TRK 0		FILE 62																				
800	16:12:49	63.7	10638		5619	2752	1716	472	0	1731	1336	13626	5619	8007	0	0	0	0	0.53	1.28	1.28	4.7	30.0	15.0	210.0	0.0
													164	503	168	168	176	176				0.0	38.7	19.3	270.6	0.0
0.00	0.0	69.4			498	639	638	655	583	629	619		68	49	0	0	0	0				3.0	33.1	16.6	231.9	0.0
K-TRON= 6600 LBS/HR		REG= 15 DEG		SPREADER = -1 IN		P WB= 1.20 in H20		FURNACE P= 0.04 in H20		COAL P= 0.30 in H20		PRIMARY VELOCITY (actual)= 89 ft/s		SAMPLE= 1011 F												
SEC WB= 503 F		MILL IN= 472 F		MILL OUT= 169 F		EXIT 1= 1283 F		EXIT 2= 1302 F		EXIT 3= 1388 F		EXIT 4= 1363 F		EXIT 5= 1296 F		EXIT 6= 1366 F		EXIT(sp)= 1457 F		OFA(sp)= 1886 F						
SORBENT LBS/HR= 0		SORBENT VELOCITY= 0 FT/SEC		SORBENT AIR FLOW= 0 SCFM		[Ca]/[S]= 0.00		EXCESS AIR CURVE																		
VALID DATA POINT @ 15		ELAPSED TIME, MIN 8		RECORD ON TRK 0		FILE 63																				
32	16:23:31	69.4	11586		5601	2903	2109	1088	0	2076	2013	15789	5601	10188	0	0	0	0	0.48	1.36	1.36	5.7	30.0	14.0	210.0	0.0
													164	484	160	160	170	170				0.0	41.2	19.2	288.2	0.0
0.00	0.0	69.4			495	619	619	621	567	611	604		68	62	0	0	0	0				3.0	35.3	16.5	247.1	0.0
K-TRON= 6600 LBS/HR		REG= 15 DEG		SPREADER = -1 IN		P WB= 1.20 in H20		FURNACE P= 0.04 in H20		COAL P= 0.30 in H20		PRIMARY VELOCITY (actual)= 89 ft/s		SAMPLE= 998 F												
SEC WB= 484 F		MILL IN= 472 F		MILL OUT= 147 F		EXIT 1= 1261 F		EXIT 2= 1279 F		EXIT 3= 1357 F		EXIT 4= 1342 F		EXIT 5= 1276 F		EXIT 6= 1337 F		EXIT(sp)= 1425 F		OFA(sp)= 1812 F						
SORBENT LBS/HR= 0		SORBENT VELOCITY= 0 FT/SEC		SORBENT AIR FLOW= 0 SCFM		[Ca]/[S]= 0.00		EXCESS AIR CURVE																		
VALID DATA POINT @ 15		ELAPSED TIME, MIN 8		RECORD ON TRK 0		FILE 64																				

DATE : 03-14-85 | SPREADER : IMPELLER
SYSTEM : LWS | OFA CONFGN : CLOSED
BURNER : CERC 120 | OFA LOCATN : NONE
FUEL : UTAH1.0 | OIL CHECK : .485

RT#	TIME	LOAD OIL (V)	LOAD MBTU/HR CALC	LOAD MBTU/HR MEAS	TA SCFM	PRIM	V-2	V-3	V-4	V-6	V-7	V-8	TOTAL	PRIM	SEC	OFA1	OFA2	OFA3	OFA4	PRIM SR	SEC SR	TOTAL SR (CUM)	O2	CO	CO2	NO	SO2
						FLOW SCFM								FLOW SCFM									MEASURED				
						TEMP (F)								TEMP (F)									CORR TO 0% O2				
														VELOCITY (FT/SEC)									CORR TO 3% O2				
208	11:48:18	121.7	20369			5976	3544	3839	3730	0	3703	3534	24325	5976	18349	0	0	0	0	0.29	1.19	1.19	3.5	40.0	16.4	290.0	6.0
														170	472	159	159	158	158				0.0	48.0	19.7	348.0	0.0
0.00	0.0	111.4				424	584	586	587	504	564	565		73	189	0	0	0	0				3.0	41.1	16.9	298.3	0.0
K-TRON= 9200 LBS/HR		REG= 15 DEG				SPREADER = -1 IN				P WB= 3.80 in H2O			FURNACE P= 0.04 in H2O			COAL P= 0.40 in H2O				PRIMARY VELOCITY (actual)= 95 ft/s			SAMPLE= 1296 F				
SEC WB= 472 F		MILL IN= 411 F				MILL OUT= 180 F				EXIT 1= 1504 F			EXIT 2= 1519 F			EXIT 3= 1509 F			EXIT 4= 1531 F	EXIT 5= 1562 F		EXIT 6= 1565 F	EXIT(so)= 1803 F		OFA(so)= 2329 F		
SORBENT LBS/HR= 0		SORBENT VELOCITY= 0 FT/SEC				SORBENT AIR FLOW= 0 SCFM				(Ca)/(S)= 0.00			BASELINE-FULL LOAD															
VALID DATA POINT # 1		ELAPSED TIME, MIN 10				RECORD ON TRK 1				FILE 33																	
237	12:09:46	122.1	20428			5994	3202	3661	3498	0	3662	3214	23231	5994	17237	0	0	0	0	0.29	1.14	1.14	2.6	45.0	17.4	270.0	415.0
														171	477	160	160	163	163				0.0	51.4	19.9	308.2	473.6
0.00	0.0	111.4				419	591	593	595	507	573	574		73	183	0	0	0	0				3.0	44.8	17.0	264.1	406.0
K-TRON= 9200 LBS/HR		REG= 15 DEG				SPREADER = -1 IN				P WB= 3.50 in H2O			FURNACE P= 0.02 in H2O			COAL P= 0.40 in H2O				PRIMARY VELOCITY (actual)= 96 ft/s			SAMPLE= 1291 F				
SEC WB= 477 F		MILL IN= 407 F				MILL OUT= 182 F				EXIT 1= 1549 F			EXIT 2= 1556 F			EXIT 3= 1563 F			EXIT 4= 1548 F	EXIT 5= 1571 F		EXIT 6= 1579 F	EXIT(so)= 1834 F		OFA(so)= ---- F		
SORBENT LBS/HR= 0		SORBENT VELOCITY= 0 FT/SEC				SORBENT AIR FLOW= 0 SCFM				(Ca)/(S)= 0.00			BASELINE-DESIGN POINT CONDITIONS															
VALID DATA POINT # 2		ELAPSED TIME, MIN 8				RECORD ON TRK 1				FILE 45																	
257	12:24:49	120.4	20145			5960	3536	3924	3719	0	3511	3408	24057	5960	18098	0	0	0	0	0.30	1.19	1.19	3.5	45.0	16.8	298.0	390.0
														169	483	157	157	162	162				0.0	54.0	20.2	348.0	468.0
0.00	0.0	111.4				426	603	603	604	515	582	584		73	189	0	0	0	0				3.0	46.3	17.3	298.3	401.1
K-TRON= 9200 LBS/HR		REG= 15 DEG				SPREADER = -1 IN				P WB= 3.80 in H2O			FURNACE P= 0.01 in H2O			COAL P= 0.40 in H2O				PRIMARY VELOCITY (actual)= 95 ft/s			SAMPLE= 1304 F				
SEC WB= 483 F		MILL IN= 413 F				MILL OUT= 181 F				EXIT 1= 1536 F			EXIT 2= 1550 F			EXIT 3= 1550 F			EXIT 4= 1563 F	EXIT 5= 1570 F		EXIT 6= 1567 F	EXIT(so)= 1631 F		OFA(so)= 2492 F		
SORBENT LBS/HR= 0		SORBENT VELOCITY= 0 FT/SEC				SORBENT AIR FLOW= 0 SCFM				(Ca)/(S)= 0.00			BASELINE															
VALID DATA POINT # 3		ELAPSED TIME, MIN 7				RECORD ON TRK 1				FILE 34																	
397	14:50:59	121.0	20248			5918	3113	3890	3588	0	3722	4085	24316	5918	18398	0	0	0	0	0.29	1.20	1.20	3.6	35.0	15.4	290.0	430.0
														169	465	149	149	152	152				0.0	42.2	18.6	350.0	519.0
0.00	0.0	107.8				434	574	577	578	490	557	561		72	189	0	0	0	0				3.0	36.2	15.9	300.0	444.8
K-TRON= 8900 LBS/HR		REG= 15 DEG				SPREADER = -1 IN				P WB= 3.80 in H2O			FURNACE P= 0.07 in H2O			COAL P= 0.50 in H2O				PRIMARY VELOCITY (actual)= 94 ft/s			SAMPLE= 1264 F				
SEC WB= 465 F		MILL IN= 422 F				MILL OUT= 181 F				EXIT 1= 1570 F			EXIT 2= 1527 F			EXIT 3= 1579 F			EXIT 4= 1529 F	EXIT 5= 1517 F		EXIT 6= 1565 F	EXIT(so)= 1525 F		OFA(so)= ---- F		
SORBENT LBS/HR= 0		SORBENT VELOCITY= 0 FT/SEC				SORBENT AIR FLOW= 0 SCFM				(Ca)/(S)= 0.00			BASELINE-RESTART															
VALID DATA POINT # 4		ELAPSED TIME, MIN 10				RECORD ON TRK 1				FILE 35																	
420	15:07:35	120.4	20154			5935	3296	3788	3516	0	3691	3976	24203	5935	18268	0	0	0	0	0.29	1.20	1.20	3.6	35.0	15.4	280.0	420.0
														170	463	153	153	156	156				0.0	42.2	18.6	337.9	506.9
0.00	0.0	107.8				438	575	575	577	491	559	562		72	188	0	0	0	0				3.0	36.2	15.9	289.7	434.5
K-TRON= 8900 LBS/HR		REG= 15 DEG				SPREADER = -1 IN				P WB= 3.80 in H2O			FURNACE P= 0.07 in H2O			COAL P= 0.50 in H2O				PRIMARY VELOCITY (actual)= 95 ft/s			SAMPLE= 1299 F				
SEC WB= 463 F		MILL IN= 424 F				MILL OUT= 175 F				EXIT 1= 1568 F			EXIT 2= 1552 F			EXIT 3= 1586 F			EXIT 4= 1540 F	EXIT 5= 1535 F		EXIT 6= 1599 F	EXIT(so)= 1548 F		OFA(so)= ---- F		
SORBENT LBS/HR= 0		SORBENT VELOCITY= 0 FT/SEC				SORBENT AIR FLOW= 0 SCFM				(Ca)/(S)= 0.00			BASELINE-SORBENT INJECTION															
VALID DATA POINT # 5		ELAPSED TIME, MIN 6				RECORD ON TRK 1				FILE 36																	
451	15:23:15	122.2	20449			5983	3378	3805	3509	0	3684	3927	24285	5983	18302	0	0	0	0	0.29	1.19	1.19	3.4	35.0	15.6	280.0	235.0
														170	466	153	153	155	155				0.0	41.8	18.6	334.1	280.4
0.00	0.0	107.8				428	579	580	583	492	562	565		73	188	0	0	0	0				3.0	35.8	16.0	286.4	240.3
K-TRON= 8900 LBS/HR		REG= 15 DEG				SPREADER = -1 IN				P WB= 3.80 in H2O			FURNACE P= 0.07 in H2O			COAL P= 0.50 in H2O				PRIMARY VELOCITY (actual)= 95 ft/s			SAMPLE= 1320 F				
SEC WB= 466 F		MILL IN= 420 F				MILL OUT= 181 F				EXIT 1= 1602 F			EXIT 2= 1597 F			EXIT 3= 1607 F			EXIT 4= 1555 F	EXIT 5= 1568 F		EXIT 6= 1631 F	EXIT(so)= 1569 F		OFA(so)= ---- F		
SORBENT= Ca(OH)2		OFA INJECTION				SORBENT LBS/HR= 415				SORBENT VELOCITY= 61 FT/SEC			SORBENT AIR FLOW= 327 SCFM			(Ca)/(S)= 2.90			LIME INJECTION-8 FT. LEVEL								
VALID DATA POINT # 6		ELAPSED TIME, MIN 10				RECORD ON TRK 1				FILE 37																	

DATE	: 03-11-85	SPREADER	: IMPELLER
SYSTEM	: LWS	OFA CONFGN	: CLOSED
BURNER	: CERC 120	OFA LOCATN	: MIDDLE
FUEL	: UTAH10	OIL CHECK	: .485

PT#	TIME	LOAD MBTU/HR CALC	TA	PRIM	V-2	V-3	V-4	V-6	V-7	V-8	TOTAL	PRIM	SEC	OFA1	OFA2	OFA3	OFA4	PRTM	SEC	TOTAL	O2	CO	CO2	NO	SO2
		OIL MEAS					FLOW SCFM							FLOW SCFM					SR (CUM)				MEASURED		
(V)	LOAD		SCFM				TEMP (F)							TEMP (F)									CORR TO 0% O2		
														VELOCITY (FT/SEC)									CORR TO 3% O2		
475	15:43:33	122.3	20470	5934	3277	3791	3546	0	3602	3945	24175	5934	18241	0	0	0	0	0.29	1.18	1.18	3.3	35.0	15.6	280.0	435.0
												170	469	154	154	157	157				0.0	41.5	18.5	332.2	516.1
0.00	0.0	107.8		434	585	584	586	496	566	568		72	108	0	0	0	0				3.0	35.6	15.9	284.7	442.4
K-TRON= 8900 LBS/HR		REG= 15 DEG		SPREADER = -1 IN				P WB= 3.80 in H20			FURNACE P= 0.07 in H20			COAL P= 0.50 in H20				PRIMARY VELOCITY (actual)= 95 ft/s			SAMPLE= 1320 F				
SEC WB= 469 F		MILL IN= 423 F		MILL OUT= 182 F				EXIT 1= 1580 F			EXIT 2= 1574 F			EXIT 3= 1604 F			EXIT 4= 1543 F	EXIT 5= 1560 F		EXIT 6= 1583 F	EXIT(so)= 1575 F		OFA(so)= ---- F		
SORBENT LBS/HR= 0		SORBENT VELOCITY= 0 FT/SEC					SORBENT AIR FLOW= 0 SCFM				[Ca]/[S]= 0.00			BASELINE											
VALID DATA POINT # 7		ELAPSED TIME, MIN 7					RECORD ON TRK 1				FILE 38														
551	16:34:41	123.2	20612	5947	3453	3902	3614	0	3718	3980	24614	5947	18668	0	0	0	0	0.29	1.19	1.19	3.5	30.0	15.4	300.0	500.0
												167	472	154	154	153	153				0.0	36.0	18.5	360.0	600.0
0.00	0.0	107.8		435	588	588	589	497	569	573		72	111	0	0	0	0				3.0	30.9	15.8	308.6	514.3
K-TRON= 8900 LBS/HR		REG= 15 DEG		SPREADER = -1 IN				P WB= 3.80 in H20			FURNACE P= 0.07 in H20			COAL P= 0.50 in H20				PRIMARY VELOCITY (actual)= 94 ft/s			SAMPLE= 1324 F				
SEC WB= 472 F		MILL IN= 422 F		MILL OUT= 186 F				EXIT 1= 1570 F			EXIT 2= 1587 F			EXIT 3= 1592 F			EXIT 4= 1555 F	EXIT 5= 1570 F		EXIT 6= 1563 F	EXIT(so)= 1613 F		OFA(so)= ---- F		
SORBENT LBS/HR= 0		SORBENT VELOCITY= 0 FT/SEC					SORBENT AIR FLOW= 0 SCFM				[Ca]/[S]= 0.00			BASELINE											
VALID DATA POINT # 9		ELAPSED TIME, MIN 8					RECORD ON TRK 1				FILE 39														
571	16:47:55	123.2	20607	5999	3416	3775	3527	0	3683	3937	24338	5999	18339	0	0	0	0	0.29	1.18	1.18	3.3	35.0	15.4	290.0	430.0
												167	473	152	152	157	157				0.0	41.5	18.3	344.1	510.2
0.00	0.0	107.8		428	587	587	589	499	569	572		73	110	0	0	0	0				3.0	35.6	15.7	294.9	437.3
K-TRON= 8900 LBS/HR		REG= 15 DEG		SPREADER = -1 IN				P WB= 3.80 in H20			FURNACE P= 0.07 in H20			COAL P= 0.50 in H20				PRIMARY VELOCITY (actual)= 95 ft/s			SAMPLE= 1330 F				
SEC WB= 473 F		MILL IN= 417 F		MILL OUT= 181 F				EXIT 1= 1577 F			EXIT 2= 1596 F			EXIT 3= 1598 F			EXIT 4= 1554 F	EXIT 5= 1570 F		EXIT 6= 1586 F	EXIT(so)= 1611 F		OFA(so)= ---- F		
SORBENT= Ca(OH)2		OFA INJECTION		SORBENT LBS/HR= 143				SORBENT VELOCITY= 61 FT/SEC			SORBENT AIR FLOW= 324 SCFM			[Ca]/[S]= 0.99				LIME INJECTION-8 FT. (FVFL							
VALID DATA POINT # 10		ELAPSED TIME, MIN 8					RECORD ON TRK 1				FILE 41														
599	17:07:19	122.8	20549	5960	3524	3892	3597	0	3619	3948	24539	5960	18579	0	0	0	0	0.29	1.19	1.19	3.5	35.0	15.4	290.0	470.0
												170	477	157	157	158	158				0.0	42.0	18.5	348.0	564.0
0.00	0.0	107.8		430	596	595	598	507	577	583		73	111	0	0	0	0				3.0	36.0	15.8	298.3	483.4
K-TRON= 8900 LBS/HR		REG= 15 DEG		SPREADER = -1 IN				P WB= 3.80 in H20			FURNACE P= 0.07 in H20			COAL P= 0.50 in H20				PRIMARY VELOCITY (actual)= 95 ft/s			SAMPLE= 1336 F				
SEC WB= 477 F		MILL IN= 417 F		MILL OUT= 169 F				EXIT 1= 1586 F			EXIT 2= 1600 F			EXIT 3= 1606 F			EXIT 4= 1553 F	EXIT 5= 1577 F		EXIT 6= 1579 F	EXIT(so)= 1592 F		OFA(so)= ---- F		
SORBENT LBS/HR= 0		SORBENT VELOCITY= 0 FT/SEC					SORBENT AIR FLOW= 0 SCFM				[Ca]/[S]= 0.00			BASELINE											
VALID DATA POINT # 11		ELAPSED TIME, MIN 8					RECORD ON TRK 1				FILE 42														
636	17:32:06	121.8	20380	6006	3506	3932	3656	0	3665	3986	24752	6006	18746	0	0	0	0	0.29	1.21	1.21	3.8	30.0	15.0	305.0	440.0
												170	475	158	158	162	162				0.0	36.6	18.3	372.4	537.2
0.00	0.0	107.8		416	595	594	596	511	577	582		73	112	0	0	0	0				3.0	31.4	15.7	319.2	460.5
K-TRON= 8900 LBS/HR		REG= 15 DEG		SPREADER = -1 IN				P WB= 3.80 in H20			FURNACE P= 0.07 in H20			COAL P= 0.50 in H20				PRIMARY VELOCITY (actual)= 96 ft/s			SAMPLE= 1317 F				
SEC WB= 475 F		MILL IN= 400 F		MILL OUT= 182 F				EXIT 1= 1545 F			EXIT 2= 1565 F			EXIT 3= 1594 F			EXIT 4= 1529 F	EXIT 5= 1547 F		EXIT 6= 1543 F	EXIT(so)= 1550 F		OFA(so)= ---- F		
SORBENT LBS/HR= 0		SORBENT VELOCITY= 0 FT/SEC					SORBENT AIR FLOW= 0 SCFM				[Ca]/[S]= 0.00			BASELINE											
VALID DATA POINT # 12		ELAPSED TIME, MIN 7					RECORD ON TRK 1				FILE 43														
649	17:40:56	118.5	19836	6035	3322	3764	3490	0	3597	3884	24091	6035	18056	0	0	0	0	0.30	1.21	1.21	3.8	30.0	15.2	300.0	255.0
												169	477	159	159	163	163				0.0	36.6	18.6	366.3	311.3
0.00	0.0	107.8		418	599	598	600	517	588	588		74	108	0	0	0	0				3.0	31.4	15.9	314.0	266.9
K-TRON= 8900 LBS/HR		REG= 15 DEG		SPREADER = -1 IN				P WB= 3.80 in H20			FURNACE P= 0.07 in H20			COAL P= 0.50 in H20				PRIMARY VELOCITY (actual)= 96 ft/s			SAMPLE= 1331 F				
SEC WB= 477 F		MILL IN= 406 F		MILL OUT= 181 F				EXIT 1= 1549 F			EXIT 2= 1574 F			EXIT 3= 1608 F			EXIT 4= 1540 F	EXIT 5= 1550 F		EXIT 6= 1570 F	EXIT(so)= 1592 F		OFA(so)= ---- F		
SORBENT= Ca(OH)2		OFA INJECTION		SORBENT LBS/HR= 280				SORBENT VELOCITY= 61 FT/SEC			SORBENT AIR FLOW= 323 SCFM			[Ca]/[S]= 2.02				LIME INJECTION							
VALID DATA POINT # 13		ELAPSED TIME, MIN 10					RECORD ON TRK 1				FILE 44														

DATE	: 03-11-85		SPREADER	: IMPELLER	
SYSTEM	: LOWS		OFA CONFGN	: CLOSED	
BURNER	: CERC 120		OFA LOCATN	: MIDDLE	
FUEL	: UTAH1.0		OIL CHECK	: .485	

PT#	TIME	LOAD MBTU/HR	TA	PRIM	V-2	V-3	V-4	V-6	V-7	V-8	TOTAL	PRIM	SEC	OFA1	OFA2	OFA3	OFA4	PRIM	SEC	TOTAL	O2	CO	CO2	NO	SO2
	OIL	CALC	SCFM	FLOW SCFM								FLOW SCFM						SR (CUM)			MEASURED				
(V)	LOAD	MEAS		TEMP (F)								TEMP (F)									CORR TO 0% O2				
				VELOCITY (FT/SEC)								VELOCITY (FT/SEC)									CORR TO 3% O2				
665	17:50:31	119.4	19980	6023	3324	3720	3527	0	3612	3915	24129	6023	18106	0	0	0	0	0.30	1.21	1.21	3.7	30.0	15.4	290.0	390.0
				167	481	153	153	159	159			167	481	153	153	159	159				0.0	36.4	18.7	352.8	473.4
0.00	0.0	107.8		426	603	601	604	522	586	591		73	109	0	0	0	0				3.0	31.2	16.0	301.7	405.8

K-TRON= 8900 LBS/HR REG= 15 DEG SPREADER = -1 IN P WB= 3.80 in H20 FURNACE P= 0.07 in H20 COAL P= 0.50 in H20 PRIMARY VELOCITY (actual)= 96 ft/s SAMPLE= 1325 F

SEC WB= 481 F MILL IN= 413 F MILL OUT= 172 F EXIT 1= 1558 F EXIT 2= 1584 F EXIT 3= 1601 F EXIT 4= 1532 F EXIT 5= 1556 F EXIT 6= 1569 F EXIT(so)= 1561 F OFA(so)= ---- F

SORBENT LBS/HR= 0 SORBENT VELOCITY= 0 FT/SEC SORBENT AIR FLOW= 0 SCFM (Ca1/S1)= 0.00 BASELINE

VALID DATA POINT # 14 ELAPSED TIME, MIN 8 RECORD ON TRK 1 FILE 46

DATE : 03-12-95 | SPREADER : IMPELLER
SYSTEM : LOWS | OFA CONFGN : CLOSED
BURNER : CIRC 120 | OFA LOCATN : UPPER
FUEL : UTAH1.0 | OIL CHECK : -4.06

PT#	TIME	LOAD OIL (V)	MBTU/HR CALC LOAD	MEAS TA SCFM	PRIM	V-2	V-3	V-4	V-6	V-7	V-8	TOTAL	PRIM	SEC	OFA1	OFA2	OFA3	OFA4	PRIM	SEC	TOTAL	O2	CO	CO2	NO	SO2
					FLOW SCFM								FLOW SCFM						SR (CUM)			MEASURED				
					TEMP (F)								TEMP (F)									CORR TO 0% O2				
													VELOCITY (FT/SEC)									CORR TO 3% O2				
212	10:42:40	122.6	20507		5860	3920	3658	3679	0	3419	3817	24354	5860	18493	0	0	0	0	0.29	1.19	1.19	3.4	30.8	15.6	305.0	0.0
					164	477	159	159	168	168												0.0	35.8	18.6	363.9	0.0
0.00	0.0	104.2			407	583	584	586	516	576	572		71	111	0	0	0	0				3.0	30.7	16.0	311.9	0.0
K-TRON= 8600 LBS/HR			REG= 15 DEG		SPREADER = -1 IN				P WB= 3.80 in H2O			FURNACE P= 0.08 in H2O			COAL P= 0.40 in H2O				PRIMARY VELOCITY (actual)= 93 ft/s			SAMPLE= 1291 F				
SEC WB= 477 F			MILL IN= 394 F		MILL OUT= 171 F				EXIT 1= 1564 F			EXIT 2= 1545 F			EXIT 3= 1583 F			EXIT 4= 1553 F	EXIT 5= 1522 F		EXIT 6= 1563 F	EXIT(sp)= 1815 F			OFA(sp)= 2258 F	
SORBENT LBS/HR= 0			SORBENT VELOCITY= 0 FT/SEC				SORBENT AIR FLOW= 0 SCFM					[Ca]/[S]= 0.00			BASELINE-FULL LOAD											
VALID DATA POINT # 1			ELAPSED TIME, MIN 10				RECORD ON TRK #				FILE 65															
265	11:10:02	103.6	17327		5945	3188	2875	2852	0	2912	2886	20578	5945	14633	0	0	0	0	0.34	1.19	1.19	3.4	30.0	15.6	250.0	0.0
					170	494	163	163	173	173												0.0	35.8	18.6	298.3	0.0
0.00	0.0	89.6			399	623	621	624	542	605	606		73	89	0	0	0	0				3.0	30.7	16.0	255.7	0.0
K-TRON= 7400 LBS/HR			REG= 15 DEG		SPREADER = -1 IN				P WB= 2.50 in H2O			FURNACE P= 0.05 in H2O			COAL P= 0.03 in H2O				PRIMARY VELOCITY (actual)= 95 ft/s			SAMPLE= 1208 F				
SEC WB= 494 F			MILL IN= 382 F		MILL OUT= 179 F				EXIT 1= 1487 F			EXIT 2= 1457 F			EXIT 3= 1511 F			EXIT 4= 1505 F	EXIT 5= 1460 F		EXIT 6= 1508 F	EXIT(sp)= 1790 F			OFA(sp)= 2197 F	
SORBENT LBS/HR= 0			SORBENT VELOCITY= 0 FT/SEC				SORBENT AIR FLOW= 0 SCFM					[Ca]/[S]= 0.00			REDUCED LOAD-BASELINE CONDITIONS											
VALID DATA POINT # 2			ELAPSED TIME, MIN 10				RECORD ON TRK #				FILE 66															
348	12:00:51	84.4	14129		5874	2284	2311	2164	0	2365	2162	17160	5874	11285	0	0	0	0	0.42	1.21	1.21	3.8	25.0	15.0	225.0	0.0
					170	536	169	169	175	175												0.0	30.5	18.3	274.7	0.0
0.00	0.0	75.1			387	701	695	699	610	671	675		72	72	0	0	0	0				3.0	26.2	15.7	235.5	0.0
K-TRON= 6200 LBS/HR			REG= 15 DEG		SPREADER = -1 IN				P WB= 1.20 in H2O			FURNACE P= 0.15 in H2O			COAL P= 0.03 in H2O				PRIMARY VELOCITY (actual)= 94 ft/s			SAMPLE= 1128 F				
SEC WB= 536 F			MILL IN= 344 F		MILL OUT= 171 F				EXIT 1= 1403 F			EXIT 2= 1378 F			EXIT 3= 1464 F			EXIT 4= 1420 F	EXIT 5= 1382 F		EXIT 6= 1432 F	EXIT(sp)= 1737 F			OFA(sp)= 2074 F	
SORBENT LBS/HR= 0			SORBENT VELOCITY= 0 FT/SEC				SORBENT AIR FLOW= 0 SCFM					[Ca]/[S]= 0.00			REDUCING LOAD-DESIGN CONDITIONS											
VALID DATA POINT # 3			ELAPSED TIME, MIN 8				RECORD ON TRK #				FILE 67															
422	12:48:36	70.1	11735		6122	1917	1970	1779	0	2122	1671	15581	6122	9459	0	0	0	0	0.52	1.33	1.33	5.3	30.0	14.4	215.0	0.0
					169	549	172	172	177	177												0.0	40.1	19.3	287.6	0.0
0.00	0.0	61.8			353	733	723	730	644	698	699		75	61	0	0	0	0				3.0	34.4	16.5	246.5	0.0
K-TRON= 5100 LBS/HR			REG= 15 DEG		SPREADER = -1 IN				P WB= 1.00 in H2O			FURNACE P= 0.01 in H2O			COAL P= 0.03 in H2O				PRIMARY VELOCITY (actual)= 98 ft/s			SAMPLE= 1068 F				
SEC WB= 549 F			MILL IN= 288 F		MILL OUT= 175 F				EXIT 1= 1305 F			EXIT 2= 1277 F			EXIT 3= 1382 F			EXIT 4= 1329 F	EXIT 5= 1297 F		EXIT 6= 1361 F	EXIT(sp)= 1619 F			OFA(sp)= 1919 F	
SORBENT LBS/HR= 0			SORBENT VELOCITY= 0 FT/SEC				SORBENT AIR FLOW= 0 SCFM					[Ca]/[S]= 0.00			MIN. LOAD											
VALID DATA POINT # 4			ELAPSED TIME, MIN 8				RECORD ON TRK #				FILE 68															
462	13:13:09	67.2	11243		5909	1750	1746	1636	0	1951	1485	14478	5909	8568	0	0	0	0	0.53	1.29	1.29	4.8	30.0	14.8	200.0	0.0
					169	550	178	178	175	175												0.0	38.9	19.2	259.3	0.0
0.00	0.0	61.8			351	742	729	737	653	708	703		72	55	0	0	0	0				3.0	33.3	16.4	222.2	0.0
K-TRON= 5100 LBS/HR			REG= 15 DEG		SPREADER = -1 IN				P WB= 0.80 in H2O			FURNACE P= 0.03 in H2O			COAL P= 0.03 in H2O				PRIMARY VELOCITY (actual)= 94 ft/s			SAMPLE= 1048 F				
SEC WB= 550 F			MILL IN= 321 F		MILL OUT= 165 F				EXIT 1= 1316 F			EXIT 2= 1276 F			EXIT 3= 1384 F			EXIT 4= 1339 F	EXIT 5= 1309 F		EXIT 6= 1359 F	EXIT(sp)= 1657 F			OFA(sp)= 1907 F	
SORBENT LBS/HR= 0			SORBENT VELOCITY= 0 FT/SEC				SORBENT AIR FLOW= 0 SCFM					[Ca]/[S]= 0.00			EXCESS AIR CURVE-REDUCED LOAD											
VALID DATA POINT # 5			ELAPSED TIME, MIN 8				RECORD ON TRK #				FILE 69															
480	13:25:01	66.3	11087		5829	1592	1631	1533	0	1834	1360	13779	5829	7949	0	0	0	0	0.53	1.24	1.24	4.2	30.0	15.2	190.0	0.0
					168	528	171	171	177	177												0.0	37.5	19.0	237.5	0.0
0.00	0.0	61.8			346	718	704	712	639	677	679		71	50	0	0	0	0				3.0	32.1	16.3	203.6	0.1
K-TRON= 5100 LBS/HR			REG= 15 DEG		SPREADER = -1 IN				P WB= 0.60 in H2O			FURNACE P= 0.02 in H2O			COAL P= 0.03 in H2O				PRIMARY VELOCITY (actual)= 93 ft/s			SAMPLE= 1037 F				
SEC WB= 528 F			MILL IN= 332 F		MILL OUT= 161 F				EXIT 1= 1322 F			EXIT 2= 1275 F			EXIT 3= 1385 F			EXIT 4= 1339 F	EXIT 5= 1306 F		EXIT 6= 1359 F	EXIT(sp)= 1653 F			OFA(sp)= 1902 F	
SORBENT LBS/HR= 0			SORBENT VELOCITY= 0 FT/SEC				SORBENT AIR FLOW= 0 SCFM					[Ca]/[S]= 0.00			EXCESS AIR CURVE											
VALID DATA POINT # 6			ELAPSED TIME, MIN 8				RECORD ON TRK #				FILE 70															

DATE	: 03-12-95		SPREADER	: IMPELLER	
SYSTEM	: LWS		OFA CONFGN	: CLOSED	
BURNER	: CIRC 120		OFA LOCATN	: NONE	
FUEL	: UTAH11.0		OIL CHECK	: -4.06	

PT# (V)	TIME	LOAD OIL LOAD	MBTU/HR CALC MEAS	TA SCFM	PRIM	V-2	V-3	V-4	V-6	V-7	V-8	TOTAL	PRIM	SEC	OFA1	OFA2	OFA3	OFA4	PRIM	SEC	TOTAL	O2	CO	CO2	NO	SO2
					FLOW SCFM								FLOW SCFM						SR (CUM)			MEASURED				
					TEMP (F)								TEMP (F)									CORR TO 0% O2				
													VELOCITY (FT/SEC)									CORR TO 3% O2				
515	13:44:19	65.2	10914		5775	1415	1506	1404	0	1731	1202	13034	5775	7259	0	0	0	0	0.53	1.19	1.19	3.5	35.0	15.8	170.0	0.0
													169	518	166	166	173	173				0.0	42.0	19.0	204.0	0.0
0.00	0.0	61.8			336	704	690	699	629	670	664		70	45	0	0	0	0				3.0	36.0	16.3	174.9	0.0

K-TRQN= 5100 LBS/HR REG= 15 DEG SPREADER = -1 IN P WB= 0.40 in H20 FURNACE P= 0.02 in H20 COAL P= 0.03 in H20 PRIMARY VELOCITY (actual)= 92 ft/s SAMPLE= 1025 F

SEC WB= 518 F MILL IN= 327 F MILL OUT= 154 F EXIT 1= 1318 F EXIT 2= 1277 F EXIT 3= 1372 F EXIT 4= 1335 F EXIT 5= 1304 F EXIT 6= 1348 F EXIT(sp)= 1626 F OFA(sp)= 1888 F

SORBENT LBS/HR= 0 SORBENT VELOCITY= 0 FT/SEC SORBENT AIR FLOW= 0 SCFM [Ca]/[S]= 0.00 BASELINE-LOW LOAD-DESIGN POINT CONDITIONS

VALID DATA POINT 0 7 ELAPSED TIME, MIN 9 RECORD ON TRK 0 FILE 71

542	14:03:48	65.3	10923		5848	1154	1354	1365	0	1568	1003	12292	5848	6443	0	0	0	0	0.54	1.13	1.13	2.4	50.0	16.8	145.0	0.0
													169	508	168	168	170	170				0.0	56.5	19.0	163.7	0.0
0.00	0.0	61.8			352	699	687	698	622	655	655		71	40	0	0	0	0				3.0	48.4	16.3	140.3	0.0

K-TRQN= 5100 LBS/HR REG= 15 DEG SPREADER = -1 IN P WB= 0.30 in H20 FURNACE P= 0.01 in H20 COAL P= 0.03 in H20 PRIMARY VELOCITY (actual)= 93 ft/s SAMPLE= 1024 F

SEC WB= 508 F MILL IN= 326 F MILL OUT= 164 F EXIT 1= 1334 F EXIT 2= 1283 F EXIT 3= 1396 F EXIT 4= 1344 F EXIT 5= 1317 F EXIT 6= 1374 F EXIT(sp)= 1604 F OFA(sp)= 1907 F

SORBENT LBS/HR= 0 SORBENT VELOCITY= 0 FT/SEC SORBENT AIR FLOW= 0 SCFM [Ca]/[S]= 0.00 MIN.EXCESS AIR

VALID DATA POINT 0 8 ELAPSED TIME, MIN 8 RECORD ON TRK 0 FILE 72

DATE : 03-16-95
SYSTEM : LWS
BURNER : CIRC 1.20
FUEL : UTAH 1.1
SPREADER : IMPELLER
OFA CONFGN : CLOSED
OFA LOCATN : NONE
OIL CHECK : -4.52

PT#	TIME	LOAD MBTU/HR CALC	TA SCFM	PRIM	V-2	V-3	V-4	V-6	V-7	V-8	TOTAL	PRIM	SEC	OFA1	OFA2	OFA3	OFA4	PRIM SEC TOTAL SR (CUM)	O2	CO	CO2	NO	SO2
		OIL					FLOW SCFM														MEASURED		
IV)	LOAD	MEAS					TEMP (F)														CORR TO 0% O2		
																					CORR TO 3% O2		
163	11:36:09	119.7	20003	5991	3608	3319	3709	0	3899	3497	24022	5991	18031	0	0	0	0	0.30 1.20 1.20	3.6	35.0	15.4	290.0	420.0
												159	482	157	157	169	169		0.0	42.2	18.6	350.0	506.9
0.00	0.0	108.0		375	578	578	582	515	575	567		72	109	0	0	0	0		3.0	36.2	15.9	300.0	434.5
K-TRON= 8600 LBS/HR		REG= 15 DEG		SPREADER = -1 IN				P WB= 3.60 in H2O			FURNACE P= 0.22 in H2O			COAL P= 0.20 in H2O				PRIMARY VELOCITY (actual)= 94 ft/s		SAMPLE= 1286 F			
SEC WB= 482 F		MILL IN= 366 F		MILL OUT= 157 F				EXIT 1= 1523 F			EXIT 2= 1517 F			EXIT 3= 1617 F			EXIT 4= 1559 F	EXIT 5= 1544 F		EXIT 6= 1584 F	EXIT(sp)= 1818 F		OFA(sp)= 2220 F
SORBENT LBS/HR= 0		SORBENT VELOCITY= 0 FT/SEC					SORBENT AIR FLOW= 0 SCFM				(Ca)/(S)= 0.00			BASELINE-FULL LOAD									
VALID DATA POINT # 1		ELAPSED TIME, MIN 8					RECORD ON TRK 0				FILE 73												
286	12:01:05	119.6	19986	6066	3275	3347	3889	0	3902	3656	24137	6066	18070	0	0	0	0	0.30 1.21 1.21	3.7	35.0	15.2	280.0	430.0
												156	466	163	163	169	169		0.0	42.5	18.5	339.9	522.0
0.00	0.0	108.0		374	577	577	582	514	567	567		72	107	0	0	0	0		3.0	36.4	15.8	291.3	447.4
K-TRON= 8600 LBS/HR		REG= 15 DEG		SPREADER = -1 IN				P WB= 3.60 in H2O			FURNACE P= 0.22 in H2O			COAL P= 0.20 in H2O				PRIMARY VELOCITY (actual)= 95 ft/s		SAMPLE= 1301 F			
SEC WB= 466 F		MILL IN= 364 F		MILL OUT= 162 F				EXIT 1= 1559 F			EXIT 2= 1539 F			EXIT 3= 1576 F			EXIT 4= 1521 F	EXIT 5= 1542 F		EXIT 6= 1557 F	EXIT(sp)= 1583 F		OFA(sp)= 2273 F
SORBENT LBS/HR= 0		SORBENT VELOCITY= 0 FT/SEC					SORBENT AIR FLOW= 0 SCFM				(Ca)/(S)= 0.00			BASELINE-COMPRESSOR ON									
VALID DATA POINT # 2		ELAPSED TIME, MIN 7					RECORD ON TRK 0				FILE 74												
241	12:30:51	121.3	20265	6058	3372	3371	3903	0	3939	3695	24337	6058	18279	0	0	0	0	0.30 1.20 1.20	3.6	35.0	15.0	290.0	410.0
												158	469	159	159	163	163		0.0	42.2	18.1	350.0	494.8
0.00	0.0	108.0		371	578	579	584	514	571	569		72	109	0	0	0	0		3.0	36.2	15.5	300.0	424.1
K-TRON= 8600 LBS/HR		REG= 15 DEG		SPREADER = -1 IN				P WB= 3.60 in H2O			FURNACE P= 0.22 in H2O			COAL P= 0.20 in H2O				PRIMARY VELOCITY (actual)= 95 ft/s		SAMPLE= 1334 F			
SEC WB= 469 F		MILL IN= 362 F		MILL OUT= 157 F				EXIT 1= 1552 F			EXIT 2= 1546 F			EXIT 3= 1611 F			EXIT 4= 1564 F	EXIT 5= 1560 F		EXIT 6= 1596 F	EXIT(sp)= 1645 F		OFA(sp)= 2274 F
SORBENT LBS/HR= 0		SORBENT VELOCITY= 0 FT/SEC					SORBENT AIR FLOW= 0 SCFM				(Ca)/(S)= 0.00			BASELINE									
VALID DATA POINT # 3		ELAPSED TIME, MIN 8					RECORD ON TRK 0				FILE 75												
346	13:37:27	119.4	19958	5978	3314	3286	3863	0	3942	3712	24094	5978	18316	0	0	0	0	0.30 1.21 1.21	3.7	35.0	15.4	280.0	425.0
												162	471	152	152	161	161		0.0	42.5	18.7	339.9	515.9
0.00	0.0	109.2		379	581	582	587	493	566	566		72	108	0	0	0	0		3.0	36.4	16.0	291.3	442.2
K-TRON= 8700 LBS/HR		REG= 15 DEG		SPREADER = -1 IN				P WB= 3.70 in H2O			FURNACE P= 0.18 in H2O			COAL P= 0.20 in H2O				PRIMARY VELOCITY (actual)= 94 ft/s		SAMPLE= 1296 F			
SEC WB= 471 F		MILL IN= 368 F		MILL OUT= 175 F				EXIT 1= 1607 F			EXIT 2= 1569 F			EXIT 3= 1566 F			EXIT 4= 1583 F	EXIT 5= 1583 F		EXIT 6= 1589 F	EXIT(sp)= 911 F		OFA(sp)= 2277 F
SORBENT LBS/HR= 0		SORBENT VELOCITY= 0 FT/SEC					SORBENT AIR FLOW= 0 SCFM				(Ca)/(S)= 0.00			BASELINE-RESTART									
VALID DATA POINT # 4		ELAPSED TIME, MIN 10					RECORD ON TRK 0				FILE 76												
364	13:58:08	121.2	20254	6030	3355	3291	3856	0	3964	3693	24188	6030	18158	0	0	0	0	0.30 1.19 1.19	3.5	35.0	15.6	290.0	250.0
												159	469	148	148	155	155		0.0	42.0	18.7	348.0	304.0
0.00	0.0	109.2		375	580	580	585	480	566	566		72	108	0	0	0	0		3.0	36.0	16.0	298.3	257.1
K-TRON= 8700 LBS/HR		REG= 15 DEG		SPREADER = -1 IN				P WB= 3.70 in H2O			FURNACE P= 0.18 in H2O			COAL P= 0.20 in H2O				PRIMARY VELOCITY (actual)= 94 ft/s		SAMPLE= 1308 F			
SEC WB= 469 F		MILL IN= 365 F		MILL OUT= 191 F				EXIT 1= 1610 F			EXIT 2= 1576 F			EXIT 3= 1587 F			EXIT 4= 1597 F	EXIT 5= 1586 F		EXIT 6= 1601 F	EXIT(sp)= 1597 F		OFA(sp)= 2295 F
SORBENT= Ca(OH)2		OFA INJECTION		SORBENT LBS/HR= 456				SORBENT VELOCITY= 58 FT/SEC			SORBENT AIR FLOW= 326 SCFM			(Ca)/(S)= 3.14			LIME INJECTION-8 FT. LEVEL						
VALID DATA POINT # 5		ELAPSED TIME, MIN 10					RECORD ON TRK 0				FILE 77												
373	13:56:54	121.4	20275	6045	3371	3291	3867	0	3948	3691	24213	6045	18168	0	0	0	0	0.30 1.19 1.19	3.5	35.0	15.6	280.0	400.0
												158	472	148	148	157	157		0.0	42.0	18.7	336.0	480.0
0.00	0.0	109.2		373	581	582	586	481	567	568		72	108	0	0	0	0		3.0	36.0	16.0	288.0	411.4
K-TRON= 8700 LBS/HR		REG= 15 DEG		SPREADER = -1 IN				P WB= 3.70 in H2O			FURNACE P= 0.18 in H2O			COAL P= 0.20 in H2O				PRIMARY VELOCITY (actual)= 95 ft/s		SAMPLE= 1314 F			
SEC WB= 472 F		MILL IN= 362 F		MILL OUT= 163 F				EXIT 1= 1608 F			EXIT 2= 1585 F			EXIT 3= 1584 F			EXIT 4= 1593 F	EXIT 5= 1603 F		EXIT 6= 1591 F	EXIT(sp)= 1577 F		OFA(sp)= 2299 F
SORBENT LBS/HR= 0		SORBENT VELOCITY= 0 FT/SEC					SORBENT AIR FLOW= 0 SCFM				(Ca)/(S)= 0.00			BASELINE									
VALID DATA POINT # 6		ELAPSED TIME, MIN 6					RECORD ON TRK 0				FILE 78												

DATE	:	05-18-95	SPREADER	:	IMPELLER
SYSTEM	:	LWS	OFA CONFGN	:	CLOSED
BURNER	:	CIRC 120	OFA LOCATN	:	MIDDLE
FUEL	:	UTAH11.1	OIL CHECK	:	-4.52

PT#	TIME	LOAD MBTU/HR CALC	TA SCFM	PRIM	V-2	V-3	V-4	V-6	V-7	V-8	TOTAL	PRIM	SEC	OFA1	OFA2	OFA3	OFA4	PRIM	SEC	TOTAL	O2	CO	CO2	NO	SO2
	OIL						FLOW SCFM							FLOW SCFM				SR (CUM)			MEASURED				
(V)	LOAD	MEAS					TEMP (F)							TEMP (F)							CORR TO 0% O2				
														VELOCITY (FT/SEC)							CORR TO 3% O2				
387	14:05:45	121.8	20356	6050	3489	3290	3870	0	3962	3648	24309	6050	18260	0	0	0	0	0.30	1.19	1.19	3.5	35.0	15.6	285.0	430.0
												159	470	145	145	154	154				0.0	42.0	18.7	342.0	516.0
0.00	0.0	109.2		371	583	582	588	481	568	569		73	109	0	0	0	0				3.0	36.0	16.0	293.1	442.3
K-TRON= 8700 LBS/HR		REG= 15 DEG		SPREADER = -1 IN			P WB= 3.70 in H20			FURNACE P= 0.18 in H20		COAL P= 0.20 in H20					PRIMARY VELOCITY (actual)= 95 ft/s			SAMPLE= 1313 F					
SEC WB= 470 F		MILL IN= 363 F		MILL OUT= 207 F			EXIT 1= 1597 F			EXIT 2= 1573 F		EXIT 3= 1573 F				EXIT 4= 1587 F		EXIT 5= 1581 F		EXIT 6= 1591 F	EXIT(sp)= 1562 F		OFA(sp)= 2297 F		
SORBENT LBS/HR= 0		SORBENT VELOCITY= 0 FT/SEC					SORBENT AIR FLOW= 0 SCFM			[Ca]/[S]= 0.00		BASELINE													
VALID DATA POINT # 7		ELAPSED TIME, MIN 8					RECORD ON TRK 0			FILE 79															
417	14:20:25	120.9	20205	6079	3438	3269	3790	0	3903	3649	24129	6079	18050	0	0	0	0	0.30	1.19	1.19	3.5	35.0	15.6	290.0	290.0
												159	476	148	148	157	157				0.0	42.0	18.7	348.0	348.0
0.00	0.0	109.2		372	586	585	591	484	570	572		73	108	0	0	0	0				3.0	36.0	16.0	298.3	298.3
K-TRON= 8700 LBS/HR		REG= 15 DEG		SPREADER = -1 IN			P WB= 3.70 in H20			FURNACE P= 0.18 in H20		COAL P= 0.20 in H20					PRIMARY VELOCITY (actual)= 95 ft/s			SAMPLE= 1321 F					
SEC WB= 476 F		MILL IN= 359 F		MILL OUT= 199 F			EXIT 1= 1584 F			EXIT 2= 1567 F		EXIT 3= 1579 F				EXIT 4= 1591 F		EXIT 5= 1586 F		EXIT 6= 1594 F	EXIT(sp)= 1651 F		OFA(sp)= 2296 F		
SORBENT= Ca(OH)2		OFA INJECTION		SORBENT LBS/HR= 280			SORBENT VELOCITY= 58 FT/SEC			SORBENT AIR FLOW= 321 SCFM		[Ca]/[S]= 1.93					LIME INJECTION-8 FT. LEVEL								
VALID DATA POINT # 8		ELAPSED TIME, MIN 10					RECORD ON TRK 0			FILE 80															
447	14:41:16	120.4	20112	6065	3347	3255	3793	0	3906	3652	24018	6065	17953	0	0	0	0	0.30	1.19	1.19	3.5	35.0	15.6	290.0	340.0
												159	476	150	150	163	163				0.0	42.0	18.7	348.0	408.0
0.00	0.0	109.2		370	590	588	593	482	573	575		73	108	0	0	0	0				3.0	36.0	16.0	298.3	349.3
K-TRON= 8700 LBS/HR		REG= 15 DEG		SPREADER = -1 IN			P WB= 3.70 in H20			FURNACE P= 0.18 in H20		COAL P= 0.20 in H20					PRIMARY VELOCITY (actual)= 95 ft/s			SAMPLE= 1320 F					
SEC WB= 476 F		MILL IN= 363 F		MILL OUT= 177 F			EXIT 1= 1582 F			EXIT 2= 1574 F		EXIT 3= 1570 F				EXIT 4= 1569 F		EXIT 5= 1582 F		EXIT 6= 1580 F	EXIT(sp)= 1605 F		OFA(sp)= 2285 F		
SORBENT LBS/HR= 0		SORBENT VELOCITY= 0 FT/SEC					SORBENT AIR FLOW= 0 SCFM			[Ca]/[S]= 0.00		LIME INJECTION-8 FT. LEVEL													
VALID DATA POINT # 9		ELAPSED TIME, MIN 10					RECORD ON TRK 0			FILE 81															
483	15:08:29	125.9	21029	5872	4121	3276	4214	0	3737	3893	25113	5872	19242	0	0	0	0	0.28	1.19	1.19	3.5	35.0	15.4	300.0	425.0
												157	465	147	147	157	157				0.0	42.0	18.5	360.0	510.0
0.00	0.0	109.2		376	585	581	587	482	566	569		70	114	0	0	0	0				3.0	36.0	15.8	308.6	437.1
K-TRON= 8700 LBS/HR		REG= 15 DEG		SPREADER = -1 IN			P WB= 3.80 in H20			FURNACE P= 0.24 in H20		COAL P= 0.20 in H20					PRIMARY VELOCITY (actual)= 92 ft/s			SAMPLE= 1334 F					
SEC WB= 465 F		MILL IN= 363 F		MILL OUT= 192 F			EXIT 1= 1585 F			EXIT 2= 1588 F		EXIT 3= 1579 F				EXIT 4= 1568 F		EXIT 5= 1581 F		EXIT 6= 1589 F	EXIT(sp)= 990 F		OFA(sp)= 2285 F		
SORBENT LBS/HR= 0		SORBENT VELOCITY= 0 FT/SEC					SORBENT AIR FLOW= 0 SCFM			[Ca]/[S]= 0.00		BASELINE													
VALID DATA POINT # 10		ELAPSED TIME, MIN 8					RECORD ON TRK 0			FILE 82															
526	15:32:39	120.3	20101	6096	3769	3303	4168	0	3645	3433	24414	6096	18318	0	0	0	0	0.30	1.21	1.21	3.8	35.0	15.4	280.0	430.0
												148	468	150	150	165	165				0.0	42.7	18.8	341.9	525.0
0.00	0.0	109.2		356	587	585	590	479	571	571		72	109	0	0	0	0				3.0	36.6	16.1	293.0	450.0
K-TRON= 8700 LBS/HR		REG= 15 DEG		SPREADER = -1 IN			P WB= 3.80 in H20			FURNACE P= 0.24 in H20		COAL P= 0.20 in H20					PRIMARY VELOCITY (actual)= 94 ft/s			SAMPLE= 1314 F					
SEC WB= 468 F		MILL IN= 347 F		MILL OUT= 161 F			EXIT 1= 1547 F			EXIT 2= 1552 F		EXIT 3= 1553 F				EXIT 4= 1540 F		EXIT 5= 1545 F		EXIT 6= 1546 F	EXIT(sp)= 1563 F		OFA(sp)= 2255 F		
SORBENT LBS/HR= 0		SORBENT VELOCITY= 0 FT/SEC					SORBENT AIR FLOW= 0 SCFM			[Ca]/[S]= 0.00		BASELINE													
VALID DATA POINT # 11		ELAPSED TIME, MIN 7					RECORD ON TRK 0			FILE 83															
561	15:53:38	117.1	19563	6169	3756	3349	3959	0	3495	3169	23896	6169	17727	0	0	0	0	0.32	1.22	1.22	3.9	35.0	15.6	285.0	370.0
												150	492	153	153	167	167				0.0	43.0	19.2	350.0	454.4
0.00	0.0	109.2		355	604	603	606	505	593	588		73	108	0	0	0	0				3.0	36.8	16.4	300.0	389.5
K-TRON= 8700 LBS/HR		REG= 15 DEG		SPREADER = -1 IN			P WB= 3.80 in H20			FURNACE P= 0.24 in H20		COAL P= 0.20 in H20					PRIMARY VELOCITY (actual)= 95 ft/s			SAMPLE= 1325 F					
SEC WB= 492 F		MILL IN= 344 F		MILL OUT= 157 F			EXIT 1= 1518 F			EXIT 2= 1536 F		EXIT 3= 1585 F				EXIT 4= 1573 F		EXIT 5= 1542 F		EXIT 6= 1564 F	EXIT(sp)= 1564 F		OFA(sp)= 2287 F		
SORBENT= VICRON		MILL INJECTION		SORBENT LBS/HR= 353			SORBENT VELOCITY= 58 FT/SEC			SORBENT AIR FLOW= 322 SCFM		[Ca]/[S]= 1.99					LIMESTONE INJECTION-MILL								
VALID DATA POINT # 12		ELAPSED TIME, MIN 8					RECORD ON TRK 0			FILE 84															

DATE	:	03-18-85	SPREADER	:	IMPELLER
SYSTEM	:	LWS	OFA CONFGN	:	CLOSED
BURNER	:	CIRC 1.20	OFA LOCATN	:	MIDDLE
FUEL	:	UTAH 1.1	OIL CHECK	:	-4.52

PT#	TIME	LOAD OIL (%)	LOAD MBTU/HR CALC	LOAD MBTU/HR MEAS	TA SCFM	PRIM	V-2	V-3	V-4	V-6	V-7	V-8	TOTAL	PRIM	SEC	OFA1	OFA2	OFA3	OFA4	PRIM	SEC	TOTAL	O2	CO	CO2	NO	SO2
						FLOW SCFM								FLOW SCFM						SR (CUM)			MEASURED				
						TEMP (F)								TEMP (F)									CORR TO 0% O2				
														VELOCITY (FT/SEC)									CORR TO 3% O2				
580	16:08:27	117.6	19649			6055	3571	3326	3908	0	3398	3093	23335	6055	17279	0	0	0	0			0.31 1.19 1.19	3.4	40.0	15.8	290.0	440.0
														153	502	150	150	164	164				0.0	47.7	18.9	346.0	525.0
0.00	0.0	109.2				363	613	612	616	523	604	598		72	106	0	0	0	0				3.0	40.9	16.2	296.6	450.0
K-TRON= 8700 LBS/HR REG= 15 DEG SPREADER = -1 IN P WB= 3.80 in H20 FURNACE P= 0.24 in H20 COAL P= 0.20 in H20 PRIMARY VELOCITY (actual)= 94 ft/s SAMPLE= 1300 F																											
SEC WB= 502 F MILL IN= 353 F MILL OUT= 168 F EXIT 1= 1517 F EXIT 2= 1546 F EXIT 3= 1600 F EXIT 4= 1581 F EXIT 5= 1550 F EXIT 6= 1559 F EXIT(sp)= 1542 F OFA(sp)= 2241 F																											
SORBENT= VICRON MILL INJECTION SORBENT LBS/HR= 175 SORBENT VELOCITY= 56 FT/SEC SORBENT AIR FLOW= 311 SCFM (Ca)/(S)= 0.98 LIMESTONE INJECTION-MILL																											
VALID DATA POINT # 13 ELAPSED TIME, MIN 6 RECORD ON TRK 0 FILE 85																											
611	16:27:45	116.2	19420			6049	3725	3338	3873	0	3366	3103	23453	6049	17404	0	0	0	0			0.31 1.21 1.21	3.7	40.0	15.6	275.0	390.0
														156	504	149	149	169	169				0.0	48.6	18.9	333.8	473.4
0.00	0.0	109.2				366	618	618	622	534	609	603		72	107	0	0	0	0				3.0	41.6	16.2	286.1	405.8
K-TRON= 8700 LBS/HR REG= 15 DEG SPREADER = -1 IN P WB= 3.80 in H20 FURNACE P= 0.24 in H20 COAL P= 0.20 in H20 PRIMARY VELOCITY (actual)= 94 ft/s SAMPLE= 1321 F																											
SEC WB= 504 F MILL IN= 355 F MILL OUT= 159 F EXIT 1= 1565 F EXIT 2= 1582 F EXIT 3= 1607 F EXIT 4= 1602 F EXIT 5= 1582 F EXIT 6= 1585 F EXIT(sp)= 1533 F OFA(sp)= 2287 F																											
SORBENT= VICRON MILL INJECTION SORBENT LBS/HR= 540 SORBENT VELOCITY= 56 FT/SEC SORBENT AIR FLOW= 311 SCFM (Ca)/(S)= 3.07 LIMESTONE INJECTION-MILL																											
VALID DATA POINT # 14 ELAPSED TIME, MIN 8 RECORD ON TRK 0 FILE 86																											
621	16:37:51	117.5	19624			6060	3721	3317	3880	0	3353	3105	23436	6060	17376	0	0	0	0			0.31 1.19 1.19	3.5	40.0	15.8	275.0	450.0
														153	507	151	151	168	168				0.0	48.0	19.0	330.0	540.0
0.00	0.0	109.2				367	622	621	625	539	613	606		72	108	0	0	0	0				3.0	41.1	16.3	282.9	462.9
K-TRON= 8700 LBS/HR REG= 15 DEG SPREADER = -1 IN P WB= 3.80 in H20 FURNACE P= 0.24 in H20 COAL P= 0.20 in H20 PRIMARY VELOCITY (actual)= 94 ft/s SAMPLE= 1325 F																											
SEC WB= 507 F MILL IN= 357 F MILL OUT= 151 F EXIT 1= 1574 F EXIT 2= 1584 F EXIT 3= 1617 F EXIT 4= 1591 F EXIT 5= 1582 F EXIT 6= 1588 F EXIT(sp)= 1556 F OFA(sp)= 2292 F																											
SORBENT LBS/HR= 0 SORBENT VELOCITY= 0 FT/SEC SORBENT AIR FLOW= 0 SCFM (Ca)/(S)= 0.00 BASELINE																											
VALID DATA POINT # 15 ELAPSED TIME, MIN 6 RECORD ON TRK 0 FILE 87																											
632	16:44:02	116.4	19447			6041	3590	3342	3804	0	3354	3093	23224	6041	17183	0	0	0	0			0.31 1.19 1.19	3.5	40.0	16.0	280.0	400.0
														155	509	153	153	172	172				0.0	48.0	19.2	336.0	480.0
0.00	0.0	109.2				368	624	623	627	541	615	608		72	107	0	0	0	0				3.0	41.1	16.5	288.0	411.4
K-TRON= 8700 LBS/HR REG= 15 DEG SPREADER = -1 IN P WB= 3.80 in H20 FURNACE P= 0.24 in H20 COAL P= 0.20 in H20 PRIMARY VELOCITY (actual)= 94 ft/s SAMPLE= 1346 F																											
SEC WB= 509 F MILL IN= 357 F MILL OUT= 158 F EXIT 1= 1563 F EXIT 2= 1584 F EXIT 3= 1653 F EXIT 4= 1634 F EXIT 5= 1596 F EXIT 6= 1613 F EXIT(sp)= 1615 F OFA(sp)= 2290 F																											
SORBENT= VICRON MILL INJECTION SORBENT LBS/HR= 363 SORBENT VELOCITY= 56 FT/SEC SORBENT AIR FLOW= 311 SCFM (Ca)/(S)= 2.06 LIMESTONE INJECTION-MILL																											
VALID DATA POINT # 16 ELAPSED TIME, MIN 7 RECORD ON TRK 0 FILE 88																											
645	16:53:27	117.1	19565			6000	3822	3369	4052	0	3259	3261	23763	6000	17762	0	0	0	0			0.31 1.21 1.21	3.8	40.0	15.4	280.0	430.0
														158	514	162	162	174	174				0.0	48.8	18.8	341.9	525.0
0.00	0.0	109.2				368	625	623	626	543	615	608		72	111	0	0	0	0				3.0	41.9	16.1	293.0	450.0
K-TRON= 8700 LBS/HR REG= 15 DEG SPREADER = -1 IN P WB= 3.80 in H20 FURNACE P= 0.24 in H20 COAL P= 0.20 in H20 PRIMARY VELOCITY (actual)= 94 ft/s SAMPLE= 1332 F																											
SEC WB= 514 F MILL IN= 360 F MILL OUT= 160 F EXIT 1= 1534 F EXIT 2= 1568 F EXIT 3= 1606 F EXIT 4= 1587 F EXIT 5= 1552 F EXIT 6= 1579 F EXIT(sp)= 1593 F OFA(sp)= 2255 F																											
SORBENT LBS/HR= 0 SORBENT VELOCITY= 0 FT/SEC SORBENT AIR FLOW= 0 SCFM (Ca)/(S)= 0.00 BASELINE																											
VALID DATA POINT # 17 ELAPSED TIME, MIN 8 RECORD ON TRK 0 FILE 89																											

DATE	: 03-19-85	SPREADER	: IMPELLER
SYSTEM	: LWS	OFA CONFGN	: CLOSED
BURNER	: CIRC 120	OFA LOCATN	: NONE
FUEL	: COMANCHE	OIL CHECK	: 3.44

PT#	TIME	LOAD MBTU/HR CALC MEAS	TA SCFM	PRIM	V-2	V-3	V-4	V-6	V-7	V-8	TOTAL	PRIM	SEC	OFA1	OFA2	OFA3	OFA4	PRIM	SEC	TOTAL	O2	CO	CO2	NO	SO2
	OIL						FLOW SCFM							FLOW SCFM					SR (CUM)				MEASURED		
(V)	LOAD						TEMP (F)							TEMP (F)									CORR TO 0% O2		
														VELOCITY (FT/SEC)									CORR TO 3% O2		
306	16:15:25	124.7	20642	5586	3451	3721	3858	0	3510	4702	24828	5586	19242	0	0	0	0	0.27	1.20	1.20	3.6	35.0	16.2	370.0	250.0
												130	461	153	153	174	174				0.0	42.2	19.6	446.6	301.7
0.00	0.0	105.9		481	573	575	578	505	556	565		64	113	0	0	0	0				3.0	36.2	16.8	382.8	258.6
K-TRON=11000 LBS/HR		REG= 15 DEG		SPREADER = -1 IN				P WB= 3.80 in H2O			FURNACE P= 0.35 in H2O			COAL P= 0.20 in H2O				PRIMARY VELOCITY (actual)= 83 ft/s			SAMPLE= 1383 F				
SEC WB= 461 F		MILL IN= 467 F		MILL OUT= 127 F				EXIT 1= 1619 F			EXIT 2= 1592 F			EXIT 3= 1589 F			EXIT 4= 1630 F	EXIT 5= 1628 F		EXIT 6= 1637 F	EXIT(sp)= 1851 F		OFA(sp)= 2153 F		
SORBENT LBS/HR= 0		SORBENT VELOCITY= 0 FT/SEC		SORBENT AIR FLOW= 0 SCFM				(Ca)/(S)= 0.00			BASELINE-FULL LOAD														
VALID DATA POINT 0	1	ELAPSED TIME, MIN 7		RECORD ON TRK 0				FILE 90																	
322	16:33:16	123.2	20395	5545	3823	3602	4122	0	3522	4928	25542	5545	19997	0	0	0	0	0.27	1.25	1.25	4.3	30.0	15.6	400.0	270.0
												130	457	150	150	189	189				0.0	37.7	19.6	503.0	339.5
0.00	0.0	105.9		484	571	571	576	501	560	564		63	117	0	0	0	0				3.0	32.3	16.8	431.1	291.0
K-TRON=11000 LBS/HR		REG= 15 DEG		SPREADER = -1 IN				P WB= 4.10 in H2O			FURNACE P= 0.30 in H2O			COAL P= 0.20 in H2O				PRIMARY VELOCITY (actual)= 83 ft/s			SAMPLE= 1370 F				
SEC WB= 457 F		MILL IN= 469 F		MILL OUT= 122 F				EXIT 1= 1597 F			EXIT 2= 1585 F			EXIT 3= 1608 F			EXIT 4= 1635 F	EXIT 5= 1620 F		EXIT 6= 1610 F	EXIT(sp)= 1770 F		OFA(sp)= 2147 F		
SORBENT LBS/HR= 0		SORBENT VELOCITY= 0 FT/SEC		SORBENT AIR FLOW= 0 SCFM				(Ca)/(S)= 0.00			EXCESS AIR CURVE														
VALID DATA POINT 0	2	ELAPSED TIME, MIN 8		RECORD ON TRK 0				FILE 91																	
332	16:39:44	123.2	20385	5547	4087	3455	4485	0	3492	5240	26305	5547	20758	0	0	0	0	0.27	1.29	1.29	4.8	30.0	15.0	420.0	0.0
												130	456	146	146	179	179				0.0	38.9	19.4	544.4	0.0
0.00	0.0	105.9		488	569	568	573	499	559	561		63	122	0	0	0	0				3.0	33.3	16.7	466.7	0.0
K-TRON=11000 LBS/HR		REG= 15 DEG		SPREADER = -1 IN				P WB= 4.40 in H2O			FURNACE P= 0.40 in H2O			COAL P= 0.20 in H2O				PRIMARY VELOCITY (actual)= 83 ft/s			SAMPLE= 1366 F				
SEC WB= 456 F		MILL IN= 473 F		MILL OUT= 127 F				EXIT 1= 1571 F			EXIT 2= 1568 F			EXIT 3= 1581 F			EXIT 4= 1615 F	EXIT 5= 1600 F		EXIT 6= 1623 F	EXIT(sp)= 1810 F		OFA(sp)= 2141 F		
SORBENT LBS/HR= 0		SORBENT VELOCITY= 0 FT/SEC		SORBENT AIR FLOW= 0 SCFM				(Ca)/(S)= 0.00			EXCESS AIR CURVE														
VALID DATA POINT 0	3	ELAPSED TIME, MIN 8		RECORD ON TRK 0				FILE 92																	
422	17:34:17	117.4	19430	5549	2971	3584	3567	0	2663	4395	22729	5549	17179	0	0	0	0	0.29	1.17	1.17	3.1	35.0	17.0	320.0	290.0
												129	467	150	150	179	179				0.0	41.1	19.9	375.4	340.2
0.00	0.0	105.9		494	592	595	598	518	581	584		63	102	0	0	0	0				3.0	35.2	17.1	321.8	291.0
K-TRON=11000 LBS/HR		REG= 15 DEG		SPREADER = -1 IN				P WB= 4.00 in H2O			FURNACE P= 0.40 in H2O			COAL P= 0.20 in H2O				PRIMARY VELOCITY (actual)= 83 ft/s			SAMPLE= 1354 F				
SEC WB= 467 F		MILL IN= 480 F		MILL OUT= 120 F				EXIT 1= 1630 F			EXIT 2= 1616 F			EXIT 3= 1643 F			EXIT 4= 1590 F	EXIT 5= 1627 F		EXIT 6= 1615 F	EXIT(sp)= 1801 F		OFA(sp)= 2148 F		
SORBENT LBS/HR= 0		SORBENT VELOCITY= 0 FT/SEC		SORBENT AIR FLOW= 0 SCFM				(Ca)/(S)= 0.00			EXCESS AIR CURVE														
VALID DATA POINT 0	4	ELAPSED TIME, MIN 8		RECORD ON TRK 0				FILE 93																	
432	17:39:47	123.5	20438	5927	2710	3692	3236	0	2343	3744	21652	5927	15725	0	0	0	0	0.29	1.06	1.06	1.2	150.0	19.0	260.0	340.0
												129	488	150	150	195	195				0.0	159.1	20.2	275.8	360.6
0.00	0.0	105.9		457	604	607	609	527	590	593		68	95	0	0	0	0				3.0	136.4	17.3	236.4	309.1
K-TRON=11000 LBS/HR		REG= 15 DEG		SPREADER = -1 IN				P WB= 4.00 in H2O			FURNACE P= 0.40 in H2O			COAL P= 0.20 in H2O				PRIMARY VELOCITY (actual)= 88 ft/s			SAMPLE= 1362 F				
SEC WB= 480 F		MILL IN= 445 F		MILL OUT= 125 F				EXIT 1= 1661 F			EXIT 2= 1642 F			EXIT 3= 1683 F			EXIT 4= 1618 F	EXIT 5= 1653 F		EXIT 6= 1672 F	EXIT(sp)= 1846 F		OFA(sp)= 2166 F		
SORBENT LBS/HR= 0		SORBENT VELOCITY= 0 FT/SEC		SORBENT AIR FLOW= 0 SCFM				(Ca)/(S)= 0.00			MIN. EXCESS AIR - SMOKE POINT														
VALID DATA POINT 0	5	ELAPSED TIME, MIN 4		RECORD ON TRK 0				FILE 94																	
452	17:54:17	116.7	19319	5831	3705	3513	3868	0	2227	4492	23637	5831	17806	0	0	0	0	0.30	1.22	1.22	3.9	35.0	16.4	365.0	0.0
												126	503	200	200	224	224				0.0	43.0	20.1	448.2	0.0
0.00	0.0	105.9		463	616	616	620	537	599	606		66	110	0	0	0	0				3.0	36.8	17.3	384.2	0.0
K-TRON=11000 LBS/HR		REG= 15 DEG		SPREADER = -1 IN				P WB= 3.00 in H2O			FURNACE P= 0.40 in H2O			COAL P= 0.20 in H2O				PRIMARY VELOCITY (actual)= 87 ft/s			SAMPLE= 1376 F				
SEC WB= 503 F		MILL IN= 451 F		MILL OUT= 130 F				EXIT 1= 1565 F			EXIT 2= 1565 F			EXIT 3= 1628 F			EXIT 4= 1603 F	EXIT 5= 1587 F		EXIT 6= 1600 F	EXIT(sp)= 1813 F		OFA(sp)= 2137 F		
SORBENT LBS/HR= 0		SORBENT VELOCITY= 0 FT/SEC		SORBENT AIR FLOW= 0 SCFM				(Ca)/(S)= 0.00			BASELINE														
VALID DATA POINT 0	7	ELAPSED TIME, MIN 7		RECORD ON TRK 0				FILE 96																	

DATE	: 03-19-95		SPREADER	: TMPELLER	
SYSTEM	: LWS		OFA CONFGN	: CLOSED	
BURNER	: CIRC 1.20		OFA LOCATN	: NONE	
FUEL	: COMANCHE		OIL CHECK	: 3.44	

PT#	TIME	LOAD MBTU/HR CALC	TA SCFM	PRIM	V-2	V-3	V-4	V-6	V-7	V-8	TOTAL	PRIM	SEC	OFA1	OFA2	OFA3	OFA4	PRIM	SEC	TOTAL	O2	CO	CO2	NO	SO2
	OIL						FLOW SCFM							FLOW SCFM					SR (CUM)				MEASURED		
(V)	LOAD	MEAS					TEMP (F)							TEMP (F)									CORR TO 0% O2		
														VELOCITY (FT/SEC)									CORR TO 3% O2		
438	17:45:15	121.1	20837	5664	3380	3569	3636	0	2234	4209	22691	5664	17028	0	0	0	0	0.28	1.13	1.13	2.5	35.0	18.6	320.0	0.0
												128	494	147	147	192	192				0.0	39.7	21.1	363.2	0.0
0.00	0.0	105.9		478	614	616	618	533	597	604		65	104	0	0	0	0				3.0	34.1	18.1	311.4	0.0

K-TRON=11000 LBS/HR REG= 15 DEG SPREADER = -1 IN P WB= 3.00 in H2O FURNACE P= 0.40 in H2O COAL P= 0.20 in H2O PRIMARY VELOCITY (actual)= 84 ft/s SAMPLE= 1366 F

SEC WB= 494 F MILL IN= 461 F MILL OUT= 127 F EXIT 1= 1650 F EXIT 2= 1635 F EXIT 3= 1667 F EXIT 4= 1613 F EXIT 5= 1646 F EXIT 6= 1628 F EXIT(sp)= 1811 F OFA(sp)= 2166 F

SORBENT LBS/HR= 0 SORBENT VELOCITY= 0 FT/SEC SORBENT AIR FLOW= 0 SCFM (Ca)/(S)= 0.00 EXCESS AIR CURVE

VALID DATA POINT # 6 ELAPSED TIME, MIN 7 RECORD ON TRK 0 FILE 95

447	18:05:06	119.9	19851	5896	3273	3399	3676	791	2294	4548	23877	5896	17198	198	198	198	198	0.30	1.16	1.20	3.6	35.0	16.8	360.0	0.0
												126	489	300	300	294	294				0.0	42.2	20.3	434.5	0.0
0.00	0.0	105.9		456	610	610	614	572	595	600		67	104	25	25	25	25				3.0	36.2	17.4	372.4	0.0

K-TRON=11000 LBS/HR REG= 15 DEG SPREADER = -1 IN P WB= 3.30 in H2O FURNACE P= 0.40 in H2O COAL P= 0.20 in H2O PRIMARY VELOCITY (actual)= 88 ft/s SAMPLE= 1381 F

SEC WB= 489 F MILL IN= 452 F MILL OUT= 138 F EXIT 1= 1686 F EXIT 2= 1593 F EXIT 3= 1631 F EXIT 4= 1613 F EXIT 5= 1617 F EXIT 6= 1615 F EXIT(sp)= 1829 F OFA(sp)= 2177 F

SORBENT LBS/HR= 0 SORBENT VELOCITY= 0 FT/SEC SORBENT AIR FLOW= 0 SCFM (Ca)/(S)= 0.00 OFA OPENING 5%

VALID DATA POINT # 8 ELAPSED TIME, MIN 5 RECORD ON TRK 0 FILE 97

DATE	: 03-20-85		SPREADER	: IMPELLER	
SYSTEM	: LWS		OFA CONFGN	: OPEN	
BURNER	: CIRC 1.20		OFA LOCATN	: UPPER	
FUEL	: COMANCHE		OIL CHECK	: 3.46	

PT#	TIME	LOAD MBTU/HR	TA	PRIM	V-2	V-3	V-4	V-6	V-7	V-8	TOTAL	PRIM	SEC	OFA1	OFA2	OFA3	OFA4	PRIM	SEC	TOTAL	O2	CO	CO2	NO	SO2
	OIL \	CALC	SCFM	FLOW SCFM								FLOW SCFM						SR (CUM)			MEASURED				
(V)	LOAD	MEAS		TEMP (F)								TEMP (F)									CORR TO 0% O2				
												VELOCITY (FT/SEC)									CORR TO 3% O2				
168	10:48:28	122.0	20199	5467	3734	3989	3324	0	3971	3810	24295	5467	18828	0	0	0	0	0.27	1.20	1.20	3.6	35.0	16.0	360.0	280.0
												135	474	169	169	169	169				0.0	42.2	19.3	434.5	337.9
0.00	0.0	105.0		493	576	577	579	517	571	564		63	113	0	0	0	0				3.0	36.2	16.6	372.4	289.7
K-TRON=10900 LBS/HR		REG= 15 DEG		SPREADER = -1 IN				P WB= 3.70 in H2O			FURNACE P= 0.30 in H2O			COAL P= 0.40 in H2O				PRIMARY VELOCITY (actual)= 82 ft/s			SAMPLE= 1315 F				
SEC WB= 474 F		MILL IN= 476 F		MILL OUT= 143 F				EXIT 1= 1567 F			EXIT 2= 1582 F			EXIT 3= 1638 F			EXIT 4= 1595 F	EXIT 5= 1585 F		EXIT 6= 1657 F	EXIT(sp)= 1852 F			OFA(sp)= 2113 F	
SORBENT LBS/HR= 0		SORBENT VELOCITY= 0 FT/SEC					SORBENT AIR FLOW= 0 SCFM				(Ca)/(S)= 0.00			BASELINE-FULL LOAD											
VALID DATA POINT 0 1		ELAPSED TIME, MIN 10					RECORD ON TRK 0				FILE 98														
206	11:16:43	120.5	19941	5475	3232	3863	2922	1275	3729	3355	23850	5475	17100	319	319	319	319	0.27	1.13	1.20	3.5	35.0	16.2	325.0	280.0
												134	471	332	332	332	332				0.0	42.0	19.4	390.0	336.0
0.00	0.0	105.9		491	574	577	577	557	571	563		63	102	42	42	42	42				3.0	36.8	16.7	334.3	288.0
K-TRON=11000 LBS/HR		REG= 15 DEG		SPREADER = -1 IN				P WB= 3.10 in H2O			FURNACE P= 0.30 in H2O			COAL P= 0.40 in H2O				PRIMARY VELOCITY (actual)= 82 ft/s			SAMPLE= 1357 F				
SEC WB= 471 F		MILL IN= 479 F		MILL OUT= 142 F				EXIT 1= 1569 F			EXIT 2= 1582 F			EXIT 3= 1634 F			EXIT 4= 1604 F	EXIT 5= 1586 F		EXIT 6= 1656 F	EXIT(sp)= 1677 F			OFA(so)= 220 F	
SORBENT LBS/HR= 0		SORBENT VELOCITY= 0 FT/SEC					SORBENT AIR FLOW= 0 SCFM				(Ca)/(S)= 0.00			OFA OPEN-5%											
VALID DATA POINT 0 2		ELAPSED TIME, MIN 10					RECORD ON TRK 0				FILE 99														
242	11:39:47	118.8	19669	5509	3139	3838	2703	1748	3521	2935	23394	5509	16136	437	437	437	437	0.28	1.10	1.19	3.4	35.0	16.2	300.0	0.0
												133	472	362	362	362	362				0.0	41.8	19.3	358.0	0.0
0.00	0.0	105.9		488	585	588	587	575	581	571		63	96	59	59	59	59				3.0	35.8	16.6	306.8	0.0
K-TRON=11000 LBS/HR		REG= 15 DEG		SPREADER = -1 IN				P WB= 2.80 in H2O			FURNACE P= 0.35 in H2O			COAL P= 0.40 in H2O				PRIMARY VELOCITY (actual)= 83 ft/s			SAMPLE= 1333 F				
SEC WB= 472 F		MILL IN= 472 F		MILL OUT= 131 F				EXIT 1= 1598 F			EXIT 2= 1594 F			EXIT 3= 1583 F			EXIT 4= 1561 F	EXIT 5= 1585 F		EXIT 6= 1619 F	EXIT(so)= 1574 F			OFA(sp)= 221 F	
SORBENT LBS/HR= 0		SORBENT VELOCITY= 0 FT/SEC					SORBENT AIR FLOW= 0 SCFM				(Ca)/(S)= 0.00			OFA OPEN-10%											
VALID DATA POINT 0 3		ELAPSED TIME, MIN 8					RECORD ON TRK 0				FILE 100														
296	12:07:50	121.2	20061	5326	3080	3741	2707	2723	3273	3010	23859	5326	15810	681	681	681	681	0.27	1.05	1.19	3.4	35.0	16.2	290.0	320.0
												131	478	393	393	393	393				0.0	41.8	19.3	346.0	381.8
0.00	0.0	105.9		501	594	597	596	590	589	580		61	95	96	96	96	96				3.0	35.8	16.6	296.6	327.3
K-TRON=11000 LBS/HR		REG= 15 DEG		SPREADER = -1 IN				P WB= 2.50 in H2O			FURNACE P= 0.35 in H2O			COAL P= 0.40 in H2O				PRIMARY VELOCITY (actual)= 80 ft/s			SAMPLE= 1334 F				
SEC WB= 478 F		MILL IN= 486 F		MILL OUT= 143 F				EXIT 1= 1604 F			EXIT 2= 1585 F			EXIT 3= 1563 F			EXIT 4= 1572 F	EXIT 5= 1592 F		EXIT 6= 1603 F	EXIT(so)= 1576 F			OFA(sp)= 223 F	
SORBENT LBS/HR= 0		SORBENT VELOCITY= 0 FT/SEC					SORBENT AIR FLOW= 0 SCFM				(Ca)/(S)= 0.00			OFA OPEN-15%											
VALID DATA POINT 0 4		ELAPSED TIME, MIN 10					RECORD ON TRK 0				FILE 101														
319	12:26:14	120.7	19984	5338	3836	3909	3268	0	3861	3824	24037	5338	18699	0	0	0	0	0.27	1.20	1.20	3.6	35.0	16.0	380.0	240.0
												134	463	196	196	196	196				0.0	42.2	19.3	458.6	289.7
0.00	0.0	105.9		518	580	587	589	542	588	568		61	110	0	0	0	0				3.0	36.2	16.6	393.1	248.3
K-TRON=11000 LBS/HR		REG= 15 DEG		SPREADER = -1 IN				P WB= 3.80 in H2O			FURNACE P= 0.35 in H2O			COAL P= 0.40 in H2O				PRIMARY VELOCITY (actual)= 80 ft/s			SAMPLE= 1294 F				
SEC WB= 463 F		MILL IN= 478 F		MILL OUT= 159 F				EXIT 1= 1580 F			EXIT 2= 1618 F			EXIT 3= 1596 F			EXIT 4= 1568 F	EXIT 5= 1569 F		EXIT 6= 1602 F	EXIT(sp)= 1337 F			OFA(sp)= 2004 F	
SORBENT LBS/HR= 0		SORBENT VELOCITY= 0 FT/SEC					SORBENT AIR FLOW= 0 SCFM				(Ca)/(S)= 0.00			OFA CLOSED-BASELINE											
VALID DATA POINT 0 5		ELAPSED TIME, MIN 6					RECORD ON TRK 0				FILE 102														

DATE	:	03-20-95	SPREADER	:	IMPELLER
SYSTEM	:	LWS	OFA CONFGN	:	CLOSED
BURNER	:	CIRC 120	OFA LOCATN	:	MIDDLE
FUEL	:	ILLINOIS4	OIL CHECK	:	3.46

PT#	TIME	LOAD MBTU/HR CALC	TA SCFM	PRIM	V-2	V-3	V-4	V-6	V-7	V-8	TOTAL	PRIM	SEC	OFA1	OFA2	OFA3	OFA4	PRIM	SEC	TOTAL	O2	CO	CO2	NO	SO2
OIL							FLOW SCFM							FLOW SCFM				SR (CUM)					MEASURED		
(V)	LOAD	MEAS					TEMP (F)							TEMP (F)									CORR TO 0% O2		
														VELOCITY (FT/SEC)									CORR TO 3% O2		
390	13:05:25	120.5	20123	5885	3736	3859	3141	0	3793	3763	24178	5885	18293	0	0	0	0	0.29	1.20	1.20	3.6	35.0	15.8	310.0	2860.0
												142	580	168	168	168	168				0.0	42.2	19.1	374.1	3451.7
0.00	0.0	99.9		476	607	608	608	547	600	593		69	112	0	0	0	0				3.0	36.2	16.3	320.7	2958.6
K-TRON= 9500 LBS/HR		REG= 15 DEG		SPREADER = -1 IN				P WB= 3.60 in H20			FURNACE P= 0.25 in H20			COAL P= 0.50 in H20				PRIMARY VELOCITY (actual)= 90 ft/s			SAMPLE= 1268 F				
SEC WB= 508 F		MILL IN= 462 F		MILL OUT= 145 F				EXIT 1= 1521 F			EXIT 2= 1567 F			EXIT 3= 1598 F			EXIT 4= 1579 F	EXIT 5= 1559 F		EXIT 6= 1563 F	EXIT(sp)= 1600 F			OFA(sp)= 2151 F	
SORBENT LBS/HR= 0				SORBENT VELOCITY= 0 FT/SEC				SORBENT AIR FLOW= 0 SCFM				[Ca]/[S]= 0.00						BASELINE-FULL LOAD-ILLINOIS							
VALID DATA POINT # 6				ELAPSED TIME, MIN 10				RECORD ON TRK #				FILE 103													
430	13:29:53	120.5	20123	5977	3655	3824	3136	0	3808	3778	24178	5977	18201	0	0	0	0	0.30	1.20	1.20	3.6	35.0	16.6	310.0	1520.0
												143	495	166	166	166	166				0.0	42.2	20.0	374.1	1834.5
0.00	0.0	99.9		465	609	612	612	544	592	596		70	111	0	0	0	0				3.0	36.2	17.2	320.7	1572.4
K-TRON= 9500 LBS/HR		REG= 15 DEG		SPREADER = -1 IN				P WB= 3.60 in H20			FURNACE P= 0.25 in H20			COAL P= 0.50 in H20				PRIMARY VELOCITY (actual)= 91 ft/s			SAMPLE= 1287 F				
SEC WB= 495 F		MILL IN= 451 F		MILL OUT= 144 F				EXIT 1= 1567 F			EXIT 2= 1596 F			EXIT 3= 1610 F			EXIT 4= 1596 F	EXIT 5= 1587 F		EXIT 6= 1616 F	EXIT(sp)= 1630 F			OFA(sp)= 2197 F	
SORBENT= VICRON		OFA INJECTION		SORBENT LBS/HR=4000				SORBENT VELOCITY= 53 FT/SEC				SORBENT AIR FLOW= 297 SCFM						[Ca]/[S]= 3.35			LIMESTONE INJECTION-8FT. LEVEL				
VALID DATA POINT # 7				ELAPSED TIME, MIN 10				RECORD ON TRK #				FILE 104													
457	13:55:01	120.2	20086	6025	3513	3821	3024	0	3773	3708	23865	6025	17840	0	0	0	0	0.30	1.19	1.19	3.4	35.0	16.0	310.0	2880.0
												141	495	153	153	153	153				0.0	41.8	19.1	369.9	3436.4
0.00	0.0	99.9		460	613	615	614	544	593	599		70	109	0	0	0	0				3.0	35.8	16.4	317.0	2945.5
K-TRON= 9500 LBS/HR		REG= 15 DEG		SPREADER = -1 IN				P WB= 3.60 in H20			FURNACE P= 0.25 in H20			COAL P= 0.50 in H20				PRIMARY VELOCITY (actual)= 92 ft/s			SAMPLE= 1310 F				
SEC WB= 495 F		MILL IN= 447 F		MILL OUT= 144 F				EXIT 1= 1594 F			EXIT 2= 1616 F			EXIT 3= 1619 F			EXIT 4= 1605 F	EXIT 5= 1609 F		EXIT 6= 1615 F	EXIT(sp)= 1606 F			OFA(sp)= 2207 F	
SORBENT LBS/HR= 0				SORBENT VELOCITY= 0 FT/SEC				SORBENT AIR FLOW= 0 SCFM				[Ca]/[S]= 0.00						BASELINE							
VALID DATA POINT # 8				ELAPSED TIME, MIN 7				RECORD ON TRK #				FILE 105													
510	14:22:11	119.2	19910	6075	3555	3814	3104	0	3704	3806	24057	6075	17982	0	0	0	0	0.31	1.21	1.21	3.7	30.8	16.2	310.0	1980.0
												143	498	159	159	159	159				0.0	36.4	19.7	376.3	2306.4
0.00	0.0	99.9		459	615	618	618	546	597	601		71	110	0	0	0	0				3.0	31.2	16.9	322.5	1976.9
K-TRON= 9500 LBS/HR		REG= 15 DEG		SPREADER = -1 IN				P WB= 3.60 in H20			FURNACE P= 0.25 in H20			COAL P= 0.50 in H20				PRIMARY VELOCITY (actual)= 93 ft/s			SAMPLE= 1328 F				
SEC WB= 498 F		MILL IN= 445 F		MILL OUT= 146 F				EXIT 1= 1622 F			EXIT 2= 1639 F			EXIT 3= 1642 F			EXIT 4= 1635 F	EXIT 5= 1633 F		EXIT 6= 1628 F	EXIT(sp)= 1621 F			OFA(sp)= 2218 F	
SORBENT= VICRON		OFA INJECTION		SORBENT LBS/HR=2627				SORBENT VELOCITY= 53 FT/SEC				SORBENT AIR FLOW= 296 SCFM						[Ca]/[S]= 2.22			LIMESTONE INJECTION-8FT. LEVEL				
VALID DATA POINT # 9				ELAPSED TIME, MIN 15				RECORD ON TRK #				FILE 106													
543	14:50:29	117.7	19668	6067	3608	3772	3032	0	3689	3675	23764	6067	17697	0	0	0	0	0.31	1.21	1.21	3.7	30.0	15.4	310.0	2800.0
												141	503	162	162	162	162				0.0	36.4	18.7	376.3	3398.8
0.00	0.0	99.9		456	622	625	623	551	604	610		71	109	0	0	0	0				3.0	31.2	16.0	322.5	2913.3
K-TRON= 9500 LBS/HR		REG= 15 DEG		SPREADER = -1 IN				P WB= 3.60 in H20			FURNACE P= 0.25 in H20			COAL P= 0.50 in H20				PRIMARY VELOCITY (actual)= 92 ft/s			SAMPLE= 1318 F				
SEC WB= 503 F		MILL IN= 442 F		MILL OUT= 142 F				EXIT 1= 1601 F			EXIT 2= 1610 F			EXIT 3= 1622 F			EXIT 4= 1618 F	EXIT 5= 1614 F		EXIT 6= 1608 F	EXIT(sp)= 1723 F			OFA(sp)= 2251 F	
SORBENT LBS/HR= 0				SORBENT VELOCITY= 0 FT/SEC				SORBENT AIR FLOW= 0 SCFM				[Ca]/[S]= 0.00						BASELINE							
VALID DATA POINT # 10				ELAPSED TIME, MIN 6				RECORD ON TRK #				FILE 107													
568	15:01:17	119.4	19951	6101	3630	3804	3038	0	3586	3678	23837	6101	17736	0	0	0	0	0.31	1.19	1.19	3.5	35.0	15.8	305.0	2320.0
												142	505	174	174	174	174				0.0	42.0	19.0	366.0	2784.0
0.00	0.0	99.9		457	623	627	625	553	604	611		71	110	0	0	0	0				3.0	36.0	16.3	313.7	2386.3
K-TRON= 9500 LBS/HR		REG= 15 DEG		SPREADER = -1 IN				P WB= 3.60 in H20			FURNACE P= 0.25 in H20			COAL P= 0.50 in H20				PRIMARY VELOCITY (actual)= 93 ft/s			SAMPLE= 1339 F				
SEC WB= 505 F		MILL IN= 444 F		MILL OUT= 144 F				EXIT 1= 1617 F			EXIT 2= 1629 F			EXIT 3= 1659 F			EXIT 4= 1642 F	EXIT 5= 1636 F		EXIT 6= 1641 F	EXIT(sp)= 1723 F			OFA(sp)= 2249 F	
SORBENT= VICRON		OFA INJECTION		SORBENT LBS/HR=1017				SORBENT VELOCITY= 52 FT/SEC				SORBENT AIR FLOW= 292 SCFM						[Ca]/[S]= 0.86			LIMESTONE INJECTION-8 FT. LEVEL				
VALID DATA POINT # 11				ELAPSED TIME, MIN 10				RECORD ON TRK #				FILE 108													

DATE	: 03-20-89	SPREADER	: IMPELLER
SYSTEM	: LWS	OFA CONFGN	: CLOSED
BURNER	: CIRC 120	OFA LOCATN	: MIDDLE
FUEL	: ILLINOIS4	OIL CHECK	: 35.46

PT# TIME	LOAD MBTU/HR	TA	PRIM V-2 V-3 V-4 V-6 V-7 V-8 TOTAL	PRIM SEC OFA1 OFA2 OFA3 OFA4	PRIM SEC TOTAL	O2 CO CO2 ND SO2
OIL	CALC	SCFM	FLOW SCFM	FLOW SCFM	SR (CUM)	MEASURED
(V) LOAD	MEAS		TEMP (F)	TEMP (F)		CORR TO 0% O2
				VELOCITY (FT/SEC)		CORR TO 3% O2

589 15:20:55 118.0 19719 6079 3512 3807 3819 0 3686 3670 23692 6079 17613 0 0 0 0 0.31 1.20 1.20 3.6 35.0 15.4 305.0 2860.0
140 506 159 159 159 159 0.0 42.2 18.6 368.1 3451.7
0.00 0.0 99.9 454 625 627 625 552 605 612 71 109 0 0 0 0 3.0 36.2 15.9 315.5 2958.6
K-TRON= 9500 LBS/HR REG= 15 DEG SPREADER = -1 IN P WB= 3.60 in H20 FURNACE P= 0.25 in H20 COAL P= 0.50 in H20 PRIMARY VELOCITY (actual)= 92 ft/s SAMPLE= 1326 F
SEC WB= 506 F MILL IN= 441 F MILL OUT= 143 F EXIT 1= 1610 F EXIT 2= 1620 F EXIT 3= 1639 F EXIT 4= 1626 F EXIT 5= 1623 F EXIT 6= 1612 F EXIT(sp)= 1625 F OFA(sp)= 2259 F
SORBENT LBS/HR= 0 SORBENT VELOCITY= 0 FT/SEC SORBENT AIR FLOW= 0 SCFM (Ca)/(S)= 0.00 BASELINE
VALID DATA POINT # 12 ELAPSED TIME, MIN 7 RECORD ON TRK 0 FILE 109

605 15:29:51 118.3 19756 6094 3502 3818 3828 0 3612 3684 23737 6094 17643 0 0 0 0 0.31 1.20 1.20 3.6 35.0 15.4 300.0 1480.0
141 503 161 161 161 161 0.0 42.2 18.6 362.1 1786.2
0.00 0.0 99.9 453 623 626 624 551 605 610 71 109 0 0 0 0 3.0 36.2 15.9 310.3 1531.0
K-TRON= 9500 LBS/HR REG= 15 DEG SPREADER = -1 IN P WB= 3.60 in H20 FURNACE P= 0.25 in H20 COAL P= 0.50 in H20 PRIMARY VELOCITY (actual)= 93 ft/s SAMPLE= 1348 F
SEC WB= 503 F MILL IN= 440 F MILL OUT= 143 F EXIT 1= 1626 F EXIT 2= 1637 F EXIT 3= 1630 F EXIT 4= 1617 F EXIT 5= 1626 F EXIT 6= 1627 F EXIT(sp)= 1683 F OFA(sp)= 2243 F
SORBENT= Ca(OH)2 OFA INJECTION SORBENT LBS/HR=2707 SORBENT VELOCITY= 52 FT/SEC SORBENT AIR FLOW= 290 SCFM (Ca)/(S)= 2.91 LIME INJECTION-8 FT. LEVEL
VALID DATA POINT # 13 ELAPSED TIME, MIN 10 RECORD ON TRK 0 FILE 110

630 15:48:21 119.0 19885 6108 3639 3818 3033 0 3601 3692 23891 6108 17784 0 0 0 0 0.31 1.20 1.20 3.6 30.0 15.4 305.0 2840.0
140 506 155 155 155 155 0.0 36.2 18.6 368.1 3427.6
0.00 0.0 99.9 452 624 627 627 552 604 610 71 110 0 0 0 0 3.0 31.0 15.9 315.5 2937.9
K-TRON= 9500 LBS/HR REG= 15 DEG SPREADER = -1 IN P WB= 3.60 in H20 FURNACE P= 0.25 in H20 COAL P= 0.50 in H20 PRIMARY VELOCITY (actual)= 93 ft/s SAMPLE= 1329 F
SEC WB= 506 F MILL IN= 439 F MILL OUT= 137 F EXIT 1= 1608 F EXIT 2= 1602 F EXIT 3= 1614 F EXIT 4= 1595 F EXIT 5= 1609 F EXIT 6= 1614 F EXIT(sp)= 1626 F OFA(sp)= 2285 F
SORBENT LBS/HR= 0 SORBENT VELOCITY= 0 FT/SEC SORBENT AIR FLOW= 0 SCFM (Ca)/(S)= 0.00 BASELINE
VALID DATA POINT # 14 ELAPSED TIME, MIN 7 RECORD ON TRK 0 FILE 111

655 16:03:19 120.6 20138 6083 3677 3823 3053 0 3606 3686 23926 6083 17844 0 0 0 0 0.30 1.19 1.19 3.4 30.0 15.4 320.0 1760.0
139 503 165 165 165 165 0.0 35.8 18.4 381.8 2100.0
0.00 0.0 99.9 452 623 627 623 549 608 611 71 110 0 0 0 0 3.0 30.7 15.8 327.3 1800.0
K-TRON= 9500 LBS/HR REG= 15 DEG SPREADER = -1 IN P WB= 3.60 in H20 FURNACE P= 0.25 in H20 COAL P= 0.50 in H20 PRIMARY VELOCITY (actual)= 92 ft/s SAMPLE= 1350 F
SEC WB= 503 F MILL IN= 438 F MILL OUT= 140 F EXIT 1= 1643 F EXIT 2= 1653 F EXIT 3= 1644 F EXIT 4= 1628 F EXIT 5= 1649 F EXIT 6= 1644 F EXIT(sp)= 1699 F OFA(sp)= 2307 F
SORBENT= Ca(OH)2 OFA INJECTION SORBENT LBS/HR=1851 SORBENT VELOCITY= 55 FT/SEC SORBENT AIR FLOW= 305 SCFM (Ca)/(S)= 1.96 LIME INJECTION-8 FT. LEVEL
VALID DATA POINT # 15 ELAPSED TIME, MIN 10 RECORD ON TRK 0 FILE 112

677 16:19:01 119.7 19991 6101 3715 3812 3091 0 3669 3767 24155 6101 18054 0 0 0 0 0.31 1.21 1.21 3.7 30.8 15.2 310.0 2880.0
140 503 156 156 156 156 0.0 36.4 18.5 376.3 3496.8
0.00 0.0 99.9 452 620 622 622 550 603 608 71 111 0 0 0 0 3.0 31.2 15.8 322.5 2996.5
K-TRON= 9500 LBS/HR REG= 15 DEG SPREADER = -1 IN P WB= 3.60 in H20 FURNACE P= 0.25 in H20 COAL P= 0.50 in H20 PRIMARY VELOCITY (actual)= 93 ft/s SAMPLE= 1349 F
SEC WB= 503 F MILL IN= 441 F MILL OUT= 142 F EXIT 1= 1598 F EXIT 2= 1610 F EXIT 3= 1623 F EXIT 4= 1616 F EXIT 5= 1610 F EXIT 6= 1617 F EXIT(sp)= 1626 F OFA(sp)= 2288 F
SORBENT LBS/HR= 0 SORBENT VELOCITY= 0 FT/SEC SORBENT AIR FLOW= 0 SCFM (Ca)/(S)= 0.00 BASELINE
VALID DATA POINT # 16 ELAPSED TIME, MIN 8 RECORD ON TRK 0 FILE 113

689 16:27:37 119.2 19904 6113 3630 3794 3106 0 3696 3711 24049 6113 17936 0 0 0 0 0.31 1.21 1.21 3.7 30.0 15.2 310.0 2000.8
140 510 159 159 159 159 0.0 36.4 18.5 376.3 2427.7
0.00 0.0 99.9 449 622 624 623 553 611 610 71 111 0 0 0 0 3.0 31.2 15.8 322.5 2080.9
K-TRON= 9500 LBS/HR REG= 15 DEG SPREADER = -1 IN P WB= 3.60 in H20 FURNACE P= 0.25 in H20 COAL P= 0.50 in H20 PRIMARY VELOCITY (actual)= 93 ft/s SAMPLE= 1339 F
SEC WB= 510 F MILL IN= 442 F MILL OUT= 141 F EXIT 1= 1617 F EXIT 2= 1626 F EXIT 3= 1625 F EXIT 4= 1615 F EXIT 5= 1621 F EXIT 6= 1627 F EXIT(sp)= 1623 F OFA(sp)= 2297 F
SORBENT= Ca(OH)2 OFA INJECTION SORBENT LBS/HR=1056 SORBENT VELOCITY= 55 FT/SEC SORBENT AIR FLOW= 304 SCFM (Ca)/(S)= 1.13 LIME INJECTION-8 FT. LEVEL
VALID DATA POINT # 17 ELAPSED TIME, MIN 10 RECORD ON TRK 0 FILE 114

DATE	:	03-20-85	SPREADER	:	IMPELLER
SYSTEM	:	LWS	OFA CONFGN	:	CLOSED
BURNER	:	CERC 1.20	OFA LOCATN	:	MIDDLE
FUEL	:	ILLINOIS4	OIL CHECK	:	35.46

PT#	TIME	LOAD MBTU/HR CALC	TA SCFM	PRIM	V-2	V-3	V-4	V-6	V-7	V-8	TOTAL	PRIM	SEC	OFA1	OFA2	OFA3	OFA4	PRIM	SEC	TOTAL	O2	CO	CO2	NO	SO2
	OIL			FLOW SCFM								FLOW SCFM						SR (CUM)			MEASURED				
(V)	LOAD	MEAS		TEMP (F)								TEMP (F)									CORR TO 0% O2				
												VELOCITY (FT/SEC)									CORR TO 3% O2				
697	16:42:04	119.7	19995	6145	3703	3817	3878	0	3684	3732	24160	6145	18015	0	0	0	0	0.31	1.21	1.21	3.7	30.0	15.2	380.0	2680.0
												139	511	170	170	170	170				0.0	36.4	18.5	364.2	3496.0
0.00	0.0	99.9		451	624	627	625	554	613	611		71	112	0	0	0	0				3.0	31.2	15.8	312.1	2996.5

K-TRON= 9500 LBS/HR REG= 15 DEG SPREADER = -1 IN P WB= 3.60 in H20 FURNACE P= 0.25 in H20 COAL P= 0.50 in H20 PRIMARY VELOCITY (actual)= 93 ft/s SAMPLE= 1356 F

SEC WB= 511 F MILL IN= 437 F MILL OUT= 144 F EXIT 1= 1638 F EXIT 2= 1649 F EXIT 3= 1620 F EXIT 4= 1602 F EXIT 5= 1635 F EXIT 6= 1628 F EXIT(sp)= 1613 F OFA(sp)= 2323 F

SORBENT LBS/HR= 0 SORBENT VELOCITY= 0 FT/SEC SORBENT AIR FLOW= 0 SCFM [Ca]/[S]= 0.00 BASELINE

VALID DATA POINT 0 18 ELAPSED TIME, MIN 8 RECORD ON TRK 1 FILE 1

DATE	: 03-22-89	SPREADER	: IMPELLER
SYSTEM	: LWS	OFA CONFGN	: CLOSED
BURNER	: CERC 120	OFA LOCATN	: NONE
FUEL	: ILLINOIS 4	OIL CHECK	: 6.98

PT#	TIME	LOAD MBTU/HR CALC	TA SCFM	PRIM	V-2	V-3	V-4	V-6	V-7	V-8	TOTAL	PRIM	SEC	OFA1	OFA2	OFA3	OFA4	PRIM	SEC	TOTAL	O2	CO	CO2	NO	SO2
		OIL		FLOW SCFM								FLOW SCFM						SR (CUM)			MEASURED				
				TEMP (F)								TEMP (F)									CORR TO 0% O2				
(V)	LOAD	MEAS		VELOCITY (FT/SEC)								VELOCITY (FT/SEC)									CORR TO 3% O2				
243	11:33:44	118.9	19854	6046	3293	3655	3438	0	3920	3369	23721	6046	17674	0	0	0	0	0.30	1.19	1.19	3.5	35.0	15.8	300.0	2880.0
				142	481	195	195	164	164												0.0	42.0	19.0	360.0	3456.0
		0.00	0.0	104.1	461	583	585	586	524	578	570	70	106	0	0	0	0				3.0	36.0	16.3	308.6	2962.3
K-TRON= 9900 LBS/HR		REG= 15 DEG		SPREADER = -1 IN				P WB= 3.50 in H20			FURNACE P= 0.25 in H20			COAL P= 0.50 in H20				PRIMARY VELOCITY (actual)= 92 ft/s			SAMPLE= 1270 F				
SEC WB= 481 F		MILL IN= 449 F		MILL OUT= 138 F				EXIT 1= 1608 F			EXIT 2= 1550 F			EXIT 3= 1643 F			EXIT 4= 1633 F	EXIT 5= 1620 F		EXIT 6= 1634 F		EXIT(sp)= 1813 F		OFA(sp)= 2010 F	
SORBENT LBS/HR= 0				SORBENT VELOCITY= 0 FT/SEC				SORBENT AIR FLOW= 0 SCFM				(Ca)/(S)= 0.00						BASELINE-FULL LOAD							
VALID DATA POINT # 1				ELAPSED TIME, MIN 10				RECORD ON TRK 1				FILE 2													
263	11:42:29	120.0	20051	6057	3294	3649	3422	0	3901	3369	23692	6057	17635	0	0	0	0	0.30	1.18	1.18	3.3	40.0	17.0	310.0	1560.0
				140	483	195	195	165	165												0.0	47.5	20.2	367.8	1850.8
		0.00	0.0	104.1	459	590	591	593	538	586	577	70	106	0	0	0	0				3.0	40.7	17.3	315.3	1586.4
K-TRON= 9900 LBS/HR		REG= 15 DEG		SPREADER = -1 IN				P WB= 3.50 in H20			FURNACE P= 0.25 in H20			COAL P= 0.50 in H20				PRIMARY VELOCITY (actual)= 92 ft/s			SAMPLE= 1286 F				
SEC WB= 483 F		MILL IN= 447 F		MILL OUT= 133 F				EXIT 1= 1623 F			EXIT 2= 1563 F			EXIT 3= 1639 F			EXIT 4= 1649 F	EXIT 5= 1621 F		EXIT 6= 1628 F		EXIT(sp)= 1804 F		OFA(sp)= 2143 F	
SORBENT= VICRON		OFA INJECTION		SORBENT LBS/HR=3805				SORBENT VELOCITY= 62 FT/SEC				SORBENT AIR FLOW= 308 SCFM						(Ca)/(S)= 3.19			LIMESTONE INJECTION-19 FT. LEVEL				
VALID DATA POINT # 2				ELAPSED TIME, MIN 8				RECORD ON TRK 1				FILE 3													
282	12:02:54	119.4	19945	6074	3278	3672	3501	0	3887	3417	23829	6074	17755	0	0	0	0	0.30	1.19	1.19	3.5	35.0	16.0	305.0	2900.0
				141	488	200	200	167	167												0.0	42.0	19.2	366.0	3480.0
		0.00	0.0	104.1	456	597	598	599	534	583	582	71	108	0	0	0	0				3.0	36.0	16.5	313.7	2982.9
K-TRON= 9900 LBS/HR		REG= 15 DEG		SPREADER = -1 IN				P WB= 3.50 in H20			FURNACE P= 0.25 in H20			COAL P= 0.50 in H20				PRIMARY VELOCITY (actual)= 92 ft/s			SAMPLE= 1291 F				
SEC WB= 488 F		MILL IN= 444 F		MILL OUT= 140 F				EXIT 1= 1633 F			EXIT 2= 1608 F			EXIT 3= 1629 F			EXIT 4= 1652 F	EXIT 5= 1637 F		EXIT 6= 1625 F		EXIT(sp)= 1791 F		OFA(sp)= 2171 F	
SORBENT LBS/HR= 0				SORBENT VELOCITY= 0 FT/SEC				SORBENT AIR FLOW= 0 SCFM				(Ca)/(S)= 0.00						BASELINE							
VALID DATA POINT # 3				ELAPSED TIME, MIN 5				RECORD ON TRK 1				FILE 4													
317	12:22:13	120.9	20188	6051	3430	3660	3515	0	3898	3432	23986	6051	17935	0	0	0	0	0.30	1.19	1.19	3.4	40.0	16.6	310.0	1800.0
				141	489	201	201	172	172												0.0	47.7	19.8	369.9	2147.7
		0.00	0.0	104.1	456	599	601	602	535	590	584	70	109	0	0	0	0				3.0	40.9	17.0	317.8	1840.9
K-TRON= 9900 LBS/HR		REG= 15 DEG		SPREADER = -1 IN				P WB= 3.50 in H20			FURNACE P= 0.25 in H20			COAL P= 0.50 in H20				PRIMARY VELOCITY (actual)= 92 ft/s			SAMPLE= 1346 F				
SEC WB= 489 F		MILL IN= 443 F		MILL OUT= 142 F				EXIT 1= 1682 F			EXIT 2= 1636 F			EXIT 3= 1666 F			EXIT 4= 1687 F	EXIT 5= 1678 F		EXIT 6= 1682 F		EXIT(sp)= 1820 F		OFA(sp)= 2230 F	
SORBENT= VICRON		OFA INJECTION		SORBENT LBS/HR=2555				SORBENT VELOCITY= 62 FT/SEC				SORBENT AIR FLOW= 308 SCFM						(Ca)/(S)= 2.13			LIMESTONE INJECTION- 19 FT. LEVEL				
VALID DATA POINT # 4				ELAPSED TIME, MIN 15				RECORD ON TRK 1				FILE 5													
357	12:48:24	120.6	20152	6015	3455	3655	3569	0	3901	3482	24077	6015	18062	0	0	0	0	0.30	1.19	1.19	3.5	35.0	16.2	315.0	2140.0
				143	495	202	202	170	170												0.0	42.0	19.4	378.0	2568.0
		0.00	0.0	102.8	462	605	606	609	541	598	591	70	110	0	0	0	0				3.0	36.0	16.7	324.0	2201.1
K-TRON= 9700 LBS/HR		REG= 15 DEG		SPREADER = -1 IN				P WB= 3.60 in H20			FURNACE P= 0.30 in H20			COAL P= 0.50 in H20				PRIMARY VELOCITY (actual)= 92 ft/s			SAMPLE= 1331 F				
SEC WB= 495 F		MILL IN= 449 F		MILL OUT= 144 F				EXIT 1= 1650 F			EXIT 2= 1623 F			EXIT 3= 1653 F			EXIT 4= 1672 F	EXIT 5= 1660 F		EXIT 6= 1649 F		EXIT(sp)= 1807 F		OFA(sp)= 2228 F	
SORBENT= VICRON		OFA INJECTION		SORBENT LBS/HR=1300				SORBENT VELOCITY= 63 FT/SEC				SORBENT AIR FLOW= 311 SCFM						(Ca)/(S)= 1.09			LIMESTONE INJECTION- 19 FT. LEVEL				
VALID DATA POINT # 5				ELAPSED TIME, MIN 10				RECORD ON TRK 1				FILE 6													
395	13:17:34	121.3	20264	6073	3515	3670	3533	0	3920	3500	24211	6073	18138	0	0	0	0	0.30	1.19	1.19	3.5	35.0	15.6	310.0	2840.0
				143	499	202	202	172	172												0.0	42.0	18.7	372.0	3408.0
		0.00	0.0	102.0	461	610	610	613	545	603	594	71	111	0	0	0	0				3.0	36.0	16.0	318.9	2921.1
K-TRON= 9700 LBS/HR		REG= 15 DEG		SPREADER = -1 IN				P WB= 3.60 in H20			FURNACE P= 0.30 in H20			COAL P= 0.50 in H20				PRIMARY VELOCITY (actual)= 93 ft/s			SAMPLE= 1320 F				
SEC WB= 499 F		MILL IN= 445 F		MILL OUT= 129 F				EXIT 1= 1635 F			EXIT 2= 1624 F			EXIT 3= 1635 F			EXIT 4= 1651 F	EXIT 5= 1650 F		EXIT 6= 1630 F		EXIT(sp)= 1653 F		OFA(sp)= 2246 F	
SORBENT LBS/HR= 0				SORBENT VELOCITY= 0 FT/SEC				SORBENT AIR FLOW= 0 SCFM				(Ca)/(S)= 0.00						BASELINE							
VALID DATA POINT # 6				ELAPSED TIME, MIN 8				RECORD ON TRK 1				FILE 8													

DATE : 03-22-85 SPREADER : IMPELLER
SYSTEM : LOWS OFA CONFGN : OPEN
BURNER : CIRC 1.220 OFA LOCATN : UPPER
FUEL : ILLINOIS4 OIL CHECK : 6.98

PT#	TIME	LOAD MBTU/HR CALC	TA SCFM MEAS	PRIM	V-2	V-3	V-4	V-6	V-7	V-8	TOTAL	PRIM	SEC	OFA1	OFA2	OFA3	OFA4	PRIM	SEC	TOTAL	O2	CO	CO2	NO	SO2
OIL (V)	LOAD			FLOW SCFM TEMP (F)								FLOW SCFM TEMP (F) VELOCITY (FT/SEC)						SR (CUM)			MEASURED CORR TO 0% O2 CORR TO 3% O2				
415	13:27:35	120.8	20170	6073	3437	3649	3544	0	3921	3485	24108	6073	18035	0	0	0	0	0.30	1.19	1.19	3.5	35.0	15.8	330.0	1400.0
												142	495	200	200	172	172				0.0	42.0	19.0	396.0	1680.0
0.00	0.0	102.0		461	609	610	613	543	596	594		71	110	0	0	0	0				3.0	36.0	16.3	339.4	1440.0
K-TRON= 9700 LBS/HR REG= 15 DEG SPREADER = -1 IN P WB= 3.60 in H20 FURNACE P= 0.30 in H20 COAL P= 0.50 in H20 PRIMARY VELOCITY (actual)= 93 ft/s SAMPLE= 1331 F																									
SEC WB= 495 F MILL IN= 445 F MILL OUT= 144 F EXIT 1= 1641 F EXIT 2= 1621 F EXIT 3= 1635 F EXIT 4= 1657 F EXIT 5= 1658 F EXIT 6= 1641 F EXIT(sp)= 1693 F OFA(sp)= 2258 F																									
SORBENT= Ca(OH)2 OFA INJECTION SORBENT LBS/HR=3097 SORBENT VELOCITY= 63 FT/SEC SORBENT AIR FLOW= 312 SCFM [Ca]/[S]= 3.26 LIME INJECTION-19 FT. LEVEL																									
VALID DATA POINT # 7 ELAPSED TIME, MIN 8 RECORD ON TRK 1 FILE 7																									
442	13:46:12	121.7	20333	6055	3540	3666	3574	0	3923	3535	24293	6055	18238	0	0	0	0	0.30	1.19	1.19	3.5	35.0	15.8	315.0	2760.0
												143	492	196	196	171	171				0.0	42.0	19.0	378.0	3312.0
0.00	0.0	102.0		457	609	611	613	541	595	594		71	111	0	0	0	0				3.0	36.0	16.3	324.0	2838.9
K-TRON= 9700 LBS/HR REG= 15 DEG SPREADER = -1 IN P WB= 3.60 in H20 FURNACE P= 0.30 in H20 COAL P= 0.50 in H20 PRIMARY VELOCITY (actual)= 92 ft/s SAMPLE= 1319 F																									
SEC WB= 492 F MILL IN= 445 F MILL OUT= 151 F EXIT 1= 1633 F EXIT 2= 1614 F EXIT 3= 1622 F EXIT 4= 1644 F EXIT 5= 1639 F EXIT 6= 1635 F EXIT(sp)= 1653 F OFA(sp)= 2255 F																									
SORBENT LBS/HR= 0 SORBENT VELOCITY= 0 FT/SEC SORBENT AIR FLOW= 0 SCFM [Ca]/[S]= 0.00 BASELINE																									
VALID DATA POINT # 8 ELAPSED TIME, MIN 8 RECORD ON TRK 1 FILE 9																									
471	14:02:58	120.6	20150	6085	3439	3686	3570	0	3931	3499	24210	6085	18125	0	0	0	0	0.30	1.20	1.20	3.6	35.0	15.6	330.0	1560.0
												142	492	192	192	164	164				0.0	42.2	18.8	398.3	1882.8
0.00	0.0	102.0		454	611	613	616	541	596	597		71	110	0	0	0	0				3.0	36.2	16.1	341.4	1613.8
K-TRON= 9700 LBS/HR REG= 15 DEG SPREADER = -1 IN P WB= 3.60 in H20 FURNACE P= 0.30 in H20 COAL P= 0.50 in H20 PRIMARY VELOCITY (actual)= 93 ft/s SAMPLE= 1344 F																									
SEC WB= 492 F MILL IN= 442 F MILL OUT= 145 F EXIT 1= 1638 F EXIT 2= 1618 F EXIT 3= 1637 F EXIT 4= 1661 F EXIT 5= 1651 F EXIT 6= 1668 F EXIT(sp)= 1663 F OFA(sp)= 2272 F																									
SORBENT= Ca(OH)2 OFA INJECTION SORBENT LBS/HR=1989 SORBENT VELOCITY= 63 FT/SEC SORBENT AIR FLOW= 315 SCFM [Ca]/[S]= 2.10 LIME INJECTION- 19 FT. LEVEL																									
VALID DATA POINT # 9 ELAPSED TIME, MIN 10 RECORD ON TRK 1 FILE 10																									
533	14:53:52	121.4	20284	6080	3631	3652	3581	0	3922	3505	24371	6080	18291	0	0	0	0	0.30	1.20	1.20	3.6	35.0	15.6	315.0	2800.0
												141	504	205	205	179	179				0.0	42.2	18.8	380.2	3379.3
0.00	0.0	102.0		456	616	618	619	546	607	602		71	113	0	0	0	0				3.0	36.2	16.1	325.9	2896.6
K-TRON= 9700 LBS/HR REG= 15 DEG SPREADER = -1 IN P WB= 3.60 in H20 FURNACE P= 0.30 in H20 COAL P= 0.50 in H20 PRIMARY VELOCITY (actual)= 92 ft/s SAMPLE= 1322 F																									
SEC WB= 504 F MILL IN= 443 F MILL OUT= 132 F EXIT 1= 1621 F EXIT 2= 1615 F EXIT 3= 1602 F EXIT 4= 1630 F EXIT 5= 1631 F EXIT 6= 1624 F EXIT(sp)= 1623 F OFA(sp)= 2289 F																									
SORBENT LBS/HR= 0 SORBENT VELOCITY= 0 FT/SEC SORBENT AIR FLOW= 0 SCFM [Ca]/[S]= 0.00 BASELINE																									
VALID DATA POINT # 11 ELAPSED TIME, MIN 6 RECORD ON TRK 1 FILE 11																									

DATE : 03-22S-85 | SPREADER : IMPELLER
SYSTEM : LWS | OFA CONFGN : OPEN
BURNER : CIRC 420 | OFA LOCATN : UPPER
FUEL : ILLINOIS4 | OIL CHECK : .2%

PT#	TIME	LOAD MBTU/HR CALC	TA SCFM	PRIM	V-2	V-3	V-4	V-6	V-7	V-8	TOTAL	PRIM	SEC	OFA1	OFA2	OFA3	OFA4	PRIM	SEC	TOTAL	O2	CO	CO2	NO	SO2
	OIL						FLOW SCFM							FLOW SCFM				SR (CUM)			MEASURED				
(V)	LOAD	MEAS					TEMP (F)							VELOCITY (FT/SEC)							CORR TO 0% O2				
																					CORR TO 3% O2				
172	09:31:58	120.8	20176	5965	3602	3596	3993	0	3446	3504	24106	5965	18141	0	0	0	0	0.30	1.19	1.19	3.5	35.0	15.8	330.0	2860.0
												139	480	166	166	145	145				0.0	42.0	19.0	396.0	3432.0
0.00	0.0	102.0		469	584	585	588	525	578	570		69	109	0	0	0	0				3.0	36.0	16.3	339.4	2941.2
K-TRON= 9700 LBS/HR		REG= 15 DEG		SPREADER = -1 IN			P WB= 3.50 in H2O			FURNACE P= 0.30 in H2O		COAL P= 0.50 in H2O						PRIMARY VELOCITY (actual)= 91 ft/s			SAMPLE= 1278 F				
SEC WB= 480 F		MILL IN= 455 F		MILL OUT= 140 F			EXIT 1= 1621 F			EXIT 2= 1611 F		EXIT 3= 1650 F				EXIT 4= 1657 F		EXIT 5= 1642 F		EXIT 6= 1659 F	EXIT(so)= 1779 F		OFA(so)= 2054 F		
SORBENT LBS/HR= 0		SORBENT VELOCITY= 0 FT/SEC					SORBENT AIR FLOW= 0 SCFM			(Ca)/(S)= 0.00		BASELINE													
VALID DATA POINT # 1		ELAPSED TIME, MIN 10					RECORD ON TRK 1			FILE 12															
202	09:52:26	120.3	20097	6053	3493	3545	3982	0	3482	3456	24011	6053	17958	0	0	0	0	0.30	1.19	1.19	3.5	35.0	15.8	330.0	2200.0
												139	482	172	172	148	148				0.0	42.0	19.0	396.0	2640.0
0.00	0.0	102.0		461	584	584	588	525	578	569		70	108	0	0	0	0				3.0	36.0	16.3	339.4	2262.0
K-TRON= 9700 LBS/HR		REG= 15 DEG		SPREADER = -1 IN			P WB= 3.50 in H2O			FURNACE P= 0.30 in H2O		COAL P= 0.50 in H2O						PRIMARY VELOCITY (actual)= 92 ft/s			SAMPLE= 1294 F				
SEC WB= 482 F		MILL IN= 447 F		MILL OUT= 143 F			EXIT 1= 1642 F			EXIT 2= 1613 F		EXIT 3= 1654 F				EXIT 4= 1671 F		EXIT 5= 1661 F		EXIT 6= 1664 F	EXIT(so)= 1608 F		OFA(so)= 2168 F		
SORBENT= Ca(OH)2		OFA INJECTION		SORBENT LBS/HR=1044			SORBENT VELOCITY= 64 FT/SEC			SORBENT AIR FLOW= 331 SCFM		(Ca)/(S)= 1.11				LIME INJECTION-19 FT. LEVEL									
VALID DATA POINT # 2		ELAPSED TIME, MIN 10					RECORD ON TRK 1			FILE 13															
212	10:01:53	121.5	20295	6112	3632	3557	4014	0	3449	3484	24248	6112	18136	0	0	0	0	0.30	1.19	1.19	3.5	35.0	16.0	320.0	2840.0
												139	479	167	167	147	147				0.0	42.0	19.2	384.0	3408.0
0.00	0.0	102.0		459	584	584	587	524	577	569		71	109	0	0	0	0				3.0	36.0	16.5	329.1	2921.5
K-TRON= 9700 LBS/HR		REG= 15 DEG		SPREADER = -1 IN			P WB= 3.50 in H2O			FURNACE P= 0.30 in H2O		COAL P= 0.50 in H2O						PRIMARY VELOCITY (actual)= 93 ft/s			SAMPLE= 1275 F				
SEC WB= 479 F		MILL IN= 447 F		MILL OUT= 143 F			EXIT 1= 1591 F			EXIT 2= 1549 F		EXIT 3= 1661 F				EXIT 4= 1655 F		EXIT 5= 1647 F		EXIT 6= 1665 F	EXIT(so)= 1623 F		OFA(so)= 2153 F		
SORBENT LBS/HR= 0		SORBENT VELOCITY= 0 FT/SEC					SORBENT AIR FLOW= 0 SCFM			(Ca)/(S)= 0.00		BASELINE													
VALID DATA POINT # 3		ELAPSED TIME, MIN 5					RECORD ON TRK 1			FILE 14															
239	10:14:21	121.5	20294	6062	3572	3547	3983	0	3445	3502	24112	6062	18050	0	0	0	0	0.30	1.19	1.19	3.4	35.0	16.0	340.0	1740.0
												138	478	173	173	154	154				0.0	41.8	19.1	405.7	2076.1
0.00	0.0	102.0		460	583	583	586	525	576	568		70	108	0	0	0	0				3.0	35.8	16.4	347.7	1779.5
K-TRON= 9700 LBS/HR		REG= 15 DEG		SPREADER = -1 IN			P WB= 3.50 in H2O			FURNACE P= 0.30 in H2O		COAL P= 0.50 in H2O						PRIMARY VELOCITY (actual)= 92 ft/s			SAMPLE= 1287 F				
SEC WB= 478 F		MILL IN= 446 F		MILL OUT= 140 F			EXIT 1= 1624 F			EXIT 2= 1586 F		EXIT 3= 1635 F				EXIT 4= 1656 F		EXIT 5= 1659 F		EXIT 6= 1645 F	EXIT(so)= 1598 F		OFA(so)= 2180 F		
SORBENT= Ca(OH)2		OFA INJECTION		SORBENT LBS/HR=3020			SORBENT VELOCITY= 64 FT/SEC			SORBENT AIR FLOW= 331 SCFM		(Ca)/(S)= 3.17				LIME INJECTION-23 FT. LEVEL									
VALID DATA POINT # 4		ELAPSED TIME, MIN 10					RECORD ON TRK 1			FILE 15															
260	10:32:39	119.3	19936	6113	3506	3547	3922	0	3524	3477	24089	6113	17976	0	0	0	0	0.31	1.21	1.21	3.7	30.0	15.6	320.0	2800.0
												138	474	181	181	161	161				0.0	36.4	18.9	388.4	3398.8
0.00	0.0	102.0		458	584	585	590	523	574	569		71	107	0	0	0	0				3.0	31.2	16.2	332.9	2913.3
K-TRON= 9700 LBS/HR		REG= 15 DEG		SPREADER = -1 IN			P WB= 3.50 in H2O			FURNACE P= 0.30 in H2O		COAL P= 0.50 in H2O						PRIMARY VELOCITY (actual)= 93 ft/s			SAMPLE= 1273 F				
SEC WB= 474 F		MILL IN= 448 F		MILL OUT= 138 F			EXIT 1= 1615 F			EXIT 2= 1573 F		EXIT 3= 1610 F				EXIT 4= 1633 F		EXIT 5= 1642 F		EXIT 6= 1626 F	EXIT(so)= 1571 F		OFA(so)= 2167 F		
SORBENT LBS/HR= 0		SORBENT VELOCITY= 0 FT/SEC					SORBENT AIR FLOW= 0 SCFM			(Ca)/(S)= 0.00		BASELINE													
VALID DATA POINT # 5		ELAPSED TIME, MIN 6					RECORD ON TRK 1			FILE 16															
292	10:47:51	121.0	20206	6073	3446	3551	3847	0	3494	3464	23875	6073	17802	0	0	0	0	0.30	1.18	1.18	3.3	35.0	16.0	320.0	1920.0
												136	469	183	183	165	165				0.0	41.5	19.0	379.7	2278.0
0.00	0.0	102.0		458	586	588	592	521	573	571		70	106	0	0	0	0				3.0	35.6	16.3	325.4	1952.5
K-TRON= 9700 LBS/HR		REG= 15 DEG		SPREADER = -1 IN			P WB= 3.50 in H2O			FURNACE P= 0.30 in H2O		COAL P= 0.50 in H2O						PRIMARY VELOCITY (actual)= 92 ft/s			SAMPLE= 1292 F				
SEC WB= 469 F		MILL IN= 444 F		MILL OUT= 141 F			EXIT 1= 1647 F			EXIT 2= 1600 F		EXIT 3= 1642 F				EXIT 4= 1670 F		EXIT 5= 1678 F		EXIT 6= 1670 F	EXIT(so)= 1589 F		OFA(so)= 2210 F		
SORBENT= Ca(OH)2		OFA INJECTION		SORBENT LBS/HR=2048			SORBENT VELOCITY= 65 FT/SEC			SORBENT AIR FLOW= 328 SCFM		(Ca)/(S)= 2.16				LIME INJECTION-23 FT. LEVEL									
VALID DATA POINT # 6		ELAPSED TIME, MIN 8					RECORD ON TRK 1			FILE 17															

DATE	:	03-25-85	SPREADER	:	IMPELLER
SYSTEM	:	LOWS	OFA CONFGN	:	CLOSED
BURNER	:	CERC 1.20	OFA LOCATN	:	UPPER
FUEL	:	ILLINOIS4	OIL CHECK	:	.7%

PT# OIL (V)	TIME	LOAD MBTU/HR CALC MEAS	TA SCFM LOAD	PRIM	V-2	V-3	V-4	V-6	V-7	V-8	TOTAL	PRIM	SEC	OFA1	OFA2	OFA3	OFA4	PRIM	SEC	TOTAL SR (CUM)	O2	CO	CO2	NO	SO2
				FLOW SCFM								FLOW SCFM									MEASURED				
				TEMP (F)								TEMP (F)									CORR TO 0% O2				
												VELOCITY (FT/SEC)									CORR TO 3% O2				
315	11:04:25	119.5	19969	6044	3711	3593	3975	0	3476	3467	24266	6044	18222	0	0	0	0	0.30	1.22	1.22	3.8	38.0	15.6	320.0	2760.0
				138	458	188	188	164	164			138	458	188	188	164	164				0.0	36.6	19.0	390.7	3394.2
0.00	0.0	102.0		451	571	572	576	517	563	559		70	107	0	0	0	0				3.0	31.4	16.3	334.9	2909.5
K-TRON= 9700 LBS/HR		REG= 15 DEG		SPREADER = -1 IN			P WB= 3.50 in H20				FURNACE P= 0.30 in H20			COAL P= 0.50 in H20				PRIMARY VELOCITY (actual)= 91 ft/s			SAMPLE= 1284 F				
SEC WB= 458 F		MILL IN= 436 F		MILL OUT= 142 F			EXIT 1= 1612 F				EXIT 2= 1567 F			EXIT 3= 1612 F				EXIT 4= 1636 F			EXIT 5= 1644 F		EXIT 6= 1647 F		EXIT(so)= 1567 F		OFA(so)= 2197 F
SORBENT LBS/HR= 0				SORBENT VELOCITY= 0 FT/SEC			SORBENT AIR FLOW= 0 SCFM				(Ca)/(S)= 0.00			BASELINE											
VALID DATA POINT # 7				ELAPSED TIME, MIN 6			RECORD ON TRK 1				FILE 18														
339	11:22:49	119.7	19995	6136	3559	3604	3826	0	3438	3326	23890	6136	17754	0	0	0	0	0.31	1.19	1.19	3.5	35.0	15.4	320.0	2200.0
				137	457	183	183	164	164			137	457	183	183	164	164				0.0	42.0	18.5	384.0	2640.0
0.00	0.0	102.0		447	571	572	577	510	557	558		71	104	0	0	0	0				3.0	36.0	15.8	329.1	2262.5
K-TRON= 9700 LBS/HR		REG= 15 DEG		SPREADER = -1 IN			P WB= 3.50 in H20				FURNACE P= 0.30 in H20			COAL P= 0.50 in H20				PRIMARY VELOCITY (actual)= 93 ft/s			SAMPLE= 1289 F				
SEC WB= 457 F		MILL IN= 435 F		MILL OUT= 141 F			EXIT 1= 1629 F				EXIT 2= 1570 F			EXIT 3= 1621 F				EXIT 4= 1639 F			EXIT 5= 1655 F		EXIT 6= 1638 F		EXIT(so)= 1575 F		OFA(so)= 2192 F
SORBENT= Ca(OH)2		OFA INJECTION		SORBENT LBS/HR=1081							SORBENT VELOCITY= 65 FT/SEC			SORBENT AIR FLOW= 328 SCFM				(Ca)/(S)= 1.06			LIME INJECTION-23 FT. LEVEL				
VALID DATA POINT # 8				ELAPSED TIME, MIN 10			RECORD ON TRK 1				FILE 19														
371	11:48:31	120.1	20057	6091	3687	3576	3943	0	3455	3483	24235	6091	18144	0	0	0	0	0.30	1.21	1.21	3.7	35.0	15.0	320.0	2800.0
				139	468	179	179	161	161			139	468	179	179	161	161				0.0	42.5	18.2	388.4	3398.8
0.00	0.0	102.0		463	591	591	595	524	580	577		71	108	0	0	0	0				3.0	36.4	15.6	332.9	2913.5
K-TRON= 9700 LBS/HR		REG= 15 DEG		SPREADER = -1 IN			P WB= 3.50 in H20				FURNACE P= 0.30 in H20			COAL P= 0.50 in H20				PRIMARY VELOCITY (actual)= 92 ft/s			SAMPLE= 1278 F				
SEC WB= 468 F		MILL IN= 449 F		MILL OUT= 143 F			EXIT 1= 1622 F				EXIT 2= 1570 F			EXIT 3= 1590 F				EXIT 4= 1612 F			EXIT 5= 1633 F		EXIT 6= 1618 F		EXIT(so)= 1555 F		OFA(so)= 2202 F
SORBENT LBS/HR= 0				SORBENT VELOCITY= 0 FT/SEC			SORBENT AIR FLOW= 0 SCFM				(Ca)/(S)= 0.00			BASELINE											
VALID DATA POINT # 9				ELAPSED TIME, MIN 6			RECORD ON TRK 1				FILE 20														
397	12:04:30	122.4	20446	6045	3664	3553	3978	0	3411	3507	24159	6045	18113	0	0	0	0	0.30	1.18	1.18	3.3	40.0	16.2	320.0	1480.0
				141	481	175	175	155	155			141	481	175	175	155	155				0.0	47.5	19.2	379.7	1755.9
0.00	0.0	102.0		464	597	597	600	532	587	581		70	109	0	0	0	0				3.0	40.7	16.5	325.4	1505.1
K-TRON= 9700 LBS/HR		REG= 15 DEG		SPREADER = -1 IN			P WB= 3.50 in H20				FURNACE P= 0.30 in H20			COAL P= 0.50 in H20				PRIMARY VELOCITY (actual)= 92 ft/s			SAMPLE= 1349 F				
SEC WB= 481 F		MILL IN= 452 F		MILL OUT= 144 F			EXIT 1= 1682 F				EXIT 2= 1628 F			EXIT 3= 1688 F				EXIT 4= 1708 F			EXIT 5= 1722 F		EXIT 6= 1696 F		EXIT(so)= 1632 F		OFA(so)= 2267 F
SORBENT= VICRON		OFA INJECTION		SORBENT LBS/HR=3704							SORBENT VELOCITY= 61 FT/SEC			SORBENT AIR FLOW= 313 SCFM				(Ca)/(S)= 3.05			LIMESTONE INJECTION-23 FT. LEVEL				
VALID DATA POINT # 10				ELAPSED TIME, MIN 10			RECORD ON TRK 1				FILE 21														
413	12:15:40	121.2	20237	6037	3729	3529	3936	0	3437	3510	24179	6037	18142	0	0	0	0	0.30	1.19	1.19	3.5	35.0	15.2	330.0	2760.0
				154	486	178	178	159	159			154	486	178	178	159	159				0.0	42.0	18.2	396.0	3312.0
0.00	0.0	102.0		466	598	598	601	535	589	582		72	110	0	0	0	0				3.0	36.0	15.6	339.4	2838.9
K-TRON= 9700 LBS/HR		REG= 15 DEG		SPREADER = -1 IN			P WB= 3.50 in H20				FURNACE P= 0.30 in H20			COAL P= 0.50 in H20				PRIMARY VELOCITY (actual)= 94 ft/s			SAMPLE= 1342 F				
SEC WB= 486 F		MILL IN= 452 F		MILL OUT= 140 F			EXIT 1= 1671 F				EXIT 2= 1631 F			EXIT 3= 1680 F				EXIT 4= 1697 F			EXIT 5= 1698 F		EXIT 6= 1670 F		EXIT(so)= 1636 F		OFA(so)= 2214 F
SORBENT LBS/HR= 0				SORBENT VELOCITY= 0 FT/SEC			SORBENT AIR FLOW= 0 SCFM				(Ca)/(S)= 0.00			BASELINE											
VALID DATA POINT # 11				ELAPSED TIME, MIN 7			RECORD ON TRK 1				FILE 22														
437	12:30:49	120.6	20151	6024	3709	3527	3920	0	3386	3511	24076	6024	18052	0	0	0	0	0.30	1.19	1.19	3.5	35.0	15.6	330.0	1760.0
				141	467	173	173	157	157			141	467	173	173	157	157				0.0	42.0	18.7	396.0	2112.0
0.00	0.0	102.0		469	601	602	605	537	593	586		70	109	0	0	0	0				3.0	36.0	16.0	339.4	1810.3
K-TRON= 9700 LBS/HR		REG= 15 DEG		SPREADER = -1 IN			P WB= 3.50 in H20				FURNACE P= 0.30 in H20			COAL P= 0.50 in H20				PRIMARY VELOCITY (actual)= 92 ft/s			SAMPLE= 1363 F				
SEC WB= 487 F		MILL IN= 454 F		MILL OUT= 141 F			EXIT 1= 1669 F				EXIT 2= 1624 F			EXIT 3= 1688 F				EXIT 4= 1709 F			EXIT 5= 1713 F		EXIT 6= 1694 F		EXIT(so)= 1636 F		OFA(so)= 2245 F
SORBENT= VICRON		OFA INJECTION		SORBENT LBS/HR=2753							SORBENT VELOCITY= 61 FT/SEC			SORBENT AIR FLOW= 315 SCFM				(Ca)/(S)= 2.30			LIMESTONE INJECTION-23 FT. LEVEL				
VALID DATA POINT # 12				ELAPSED TIME, MIN 10			RECORD ON TRK 1				FILE 47														

DATE : 03-22S-85 SPREADER : IMPELLER
SYSTEM : LWSS OFA CONFGN : CLOSED
BURNER : CERC 1.20 OFA LOCATN : UPPER
FUEL : ILLINOIS4 OIL CHECK : .71

PT#	TIME	LOAD OIL (%)	LOAD MBTU/HR CALC	LOAD MBTU/HR MEAS	TA SCFM	PRIM	V-2	V-3	V-4	V-6	V-7	V-8	TOTAL	PRIM	SEC	OFA1	OFA2	OFA3	OFA4	PRIM	SEC	TOTAL	O2	CO	CO2	NO	SO2
						FLOW SCFM								FLOW SCFM						SR (CUM)			MEASURED				
						TEMP (F)								TEMP (F)									CORR TO 0% O2				
														VELOCITY (FT/SEC)									CORR TO 3% O2				
487	13:02:40	120.6	20141			6051	3661	3511	3945	0	3401	3495	24064	6051	18013	0	0	0	0	0.30	1.19	1.19	3.5	30.0	15.2	330.0	2680.0
														144	492	174	174	158	158				0.0	36.0	18.2	396.0	3216.0
		0.00	0.0	102.0		469	607	606	610	541	598	591		71	110	0	0	0	0				3.0	30.9	15.6	339.4	2756.6
K-TRON= 9700 LBS/HR REG= 15 DEG SPREADER = -1 IN P WB= 3.50 in H2O FURNACE P= 0.30 in H2O COAL P= 0.50 in H2O PRIMARY VELOCITY (actual)= 92 ft/s SAMPLE= 1347 F																											
SEC WB= 492 F MILL IN= 454 F MILL OUT= 148 F EXIT 1= 1656 F EXIT 2= 1615 F EXIT 3= 1659 F EXIT 4= 1680 F EXIT 5= 1687 F EXIT 6= 1664 F EXIT(sp)= 1618 F OFA(sp)= 2197 F																											
SORBENT LBS/HR= 0 SORBENT VELOCITY= 0 FT/SEC SORBENT AIR FLOW= 0 SCFM (Ca)/(S)= 0.00 BASELINE																											
VALID DATA POINT # 13 ELAPSED TIME, MIN 6 RECORD ON TRK 1 FILE 24																											
523	13:19:40	123.2	20582			6005	3843	3545	3992	0	3465	3604	24454	6005	18449	0	0	0	0	0.29	1.19	1.19	3.4	35.0	15.6	330.0	1680.0
														141	485	170	170	158	158				0.0	41.8	18.6	393.7	2004.5
		0.00	0.0	102.0		470	606	605	610	539	596	590		70	112	0	0	0	0				3.0	35.8	16.0	337.5	1718.2
K-TRON= 9700 LBS/HR REG= 15 DEG SPREADER = -1 IN P WB= 3.50 in H2O FURNACE P= 0.30 in H2O COAL P= 0.50 in H2O PRIMARY VELOCITY (actual)= 91 ft/s SAMPLE= 1358 F																											
SEC WB= 485 F MILL IN= 449 F MILL OUT= 146 F EXIT 1= 1679 F EXIT 2= 1633 F EXIT 3= 1656 F EXIT 4= 1682 F EXIT 5= 1708 F EXIT 6= 1679 F EXIT(sp)= 1612 F OFA(sp)= 2252 F																											
SORBENT= VICRON OFA INJECTION SORBENT LBS/HR=2566 SORBENT VELOCITY= 60 FT/SEC SORBENT AIR FLOW= 313 SCFM (Ca)/(S)= 2.10 LIMESTONE INJECTION-23 FT. LEVEL																											
VALID DATA POINT # 14 ELAPSED TIME, MIN 12 RECORD ON TRK 1 FILE 25																											
559	13:48:57	122.5	20459			6041	3812	3525	4055	0	3515	3633	24582	6041	18540	0	0	0	0	0.30	1.20	1.20	3.6	35.0	15.4	340.0	2720.0
														142	491	173	173	160	160				0.0	42.2	18.6	410.3	3282.8
		0.00	0.0	102.0		467	603	602	606	539	595	587		70	113	0	0	0	0				3.0	36.2	15.9	351.7	2813.8
K-TRON= 9700 LBS/HR REG= 15 DEG SPREADER = -1 IN P WB= 3.50 in H2O FURNACE P= 0.30 in H2O COAL P= 0.50 in H2O PRIMARY VELOCITY (actual)= 92 ft/s SAMPLE= 1381 F																											
SEC WB= 491 F MILL IN= 450 F MILL OUT= 152 F EXIT 1= 1672 F EXIT 2= 1641 F EXIT 3= 1681 F EXIT 4= 1704 F EXIT 5= 1709 F EXIT 6= 1691 F EXIT(sp)= 1643 F OFA(sp)= 2200 F																											
SORBENT LBS/HR= 0 SORBENT VELOCITY= 0 FT/SEC SORBENT AIR FLOW= 0 SCFM (Ca)/(S)= 0.00 BASELINE																											
VALID DATA POINT # 15 ELAPSED TIME, MIN 5 RECORD ON TRK 1 FILE 26																											
598	14:06:07	123.8	20685			6057	3893	3568	3916	0	3468	3539	24440	6057	18383	0	0	0	0	0.29	1.18	1.18	3.3	40.0	15.8	330.0	2120.0
														141	481	185	185	172	172				0.0	47.5	18.7	391.5	2515.3
		0.00	0.0	102.0		462	608	607	613	537	588	591		71	111	0	0	0	0				3.0	40.7	16.1	335.6	2155.9
K-TRON= 9700 LBS/HR REG= 15 DEG SPREADER = -1 IN P WB= 3.50 in H2O FURNACE P= 0.30 in H2O COAL P= 0.50 in H2O PRIMARY VELOCITY (actual)= 92 ft/s SAMPLE= 1381 F																											
SEC WB= 481 F MILL IN= 445 F MILL OUT= 146 F EXIT 1= 1684 F EXIT 2= 1644 F EXIT 3= 1669 F EXIT 4= 1696 F EXIT 5= 1710 F EXIT 6= 1676 F EXIT(sp)= 1626 F OFA(sp)= 2223 F																											
SORBENT= VICRON OFA INJECTION SORBENT LBS/HR=1308 SORBENT VELOCITY= 63 FT/SEC SORBENT AIR FLOW= 321 SCFM (Ca)/(S)= 1.06 LIMESTONE INJECTION-23 FT. LEVEL																											
VALID DATA POINT # 16 ELAPSED TIME, MIN 10 RECORD ON TRK 1 FILE 27																											
618	14:27:42	122.0	20376			5965	3842	3558	3899	0	3464	3618	24345	5965	18380	0	0	0	0	0.29	1.19	1.19	3.5	35.0	15.2	330.0	2720.0
														138	480	178	178	162	162				0.0	42.0	18.2	396.0	3264.0
		0.00	0.0	96.7		465	607	606	610	537	593	591		69	111	0	0	0	0				3.0	36.0	15.6	339.4	2797.7
K-TRON= 9200 LBS/HR REG= 15 DEG SPREADER = -1 IN P WB= 3.50 in H2O FURNACE P= 0.30 in H2O COAL P= 1.00 in H2O PRIMARY VELOCITY (actual)= 90 ft/s SAMPLE= 1378 F																											
SEC WB= 480 F MILL IN= 447 F MILL OUT= 150 F EXIT 1= 1674 F EXIT 2= 1655 F EXIT 3= 1670 F EXIT 4= 1686 F EXIT 5= 1685 F EXIT 6= 1679 F EXIT(sp)= 1627 F OFA(sp)= 2169 F																											
SORBENT LBS/HR= 0 SORBENT VELOCITY= 0 FT/SEC SORBENT AIR FLOW= 0 SCFM (Ca)/(S)= 0.00 BASELINE-MILL INJECTION																											
VALID DATA POINT # 17 ELAPSED TIME, MIN 8 RECORD ON TRK 1 FILE 28																											
645	14:49:48	119.8	20008			6024	3741	3565	3899	0	3468	3616	24313	6024	18289	0	0	0	0	0.30	1.22	1.22	3.8	35.0	15.0	325.0	2700.0
														138	484	185	185	168	168				0.0	42.7	18.3	396.8	3296.5
		0.00	0.0	96.7		461	609	608	613	539	593	594		70	110	0	0	0	0				3.0	36.6	15.7	340.1	2825.6
K-TRON= 9200 LBS/HR REG= 15 DEG SPREADER = -1 IN P WB= 3.50 in H2O FURNACE P= 0.30 in H2O COAL P= 1.00 in H2O PRIMARY VELOCITY (actual)= 91 ft/s SAMPLE= 1353 F																											
SEC WB= 484 F MILL IN= 449 F MILL OUT= 134 F EXIT 1= 1657 F EXIT 2= 1627 F EXIT 3= 1632 F EXIT 4= 1647 F EXIT 5= 1657 F EXIT 6= 1656 F EXIT(sp)= 1593 F OFA(sp)= 2177 F																											
SORBENT LBS/HR= 0 SORBENT VELOCITY= 0 FT/SEC SORBENT AIR FLOW= 0 SCFM (Ca)/(S)= 0.00 BASELINE																											
VALID DATA POINT # 19 ELAPSED TIME, MIN 7 RECORD ON TRK 1 FILE 48																											

DATE	:	03-25-85	SPREADER	:	IMPELLER
SYSTEM	:	LWS	OFA CONFGN	:	CLOSED
BURNER	:	CIRC 1.20	OFA LOCATN	:	NONE
FUEL	:	ILLINOIS4	OIL CHECK	:	.71

FT@ OIL (V)	TIME	LOAD MBTU/HR CALC LOAD	MEAS TA SCFM	PRIM	V-2	V-3	V-4	V-6	V-7	V-8	TOTAL	PRIM	SEC	OFA1	OFA2	OFA3	OFA4	PRIM	SEC	TOTAL	O2	CO	CO2	NO	SO2
				FLOW SCFM								FLOW SCFM						SR (CUM)			MEASURED				
				TEMP (F)								VELOCITY (FT/SEC)									CORR TO 0% O2				
																					CORR TO 3% O2				
681	15:12:18	102.1	17050	6055	2892	3444	2942	0	2775	2378	20486	6055	14430	0	0	0	0	0.36	1.20	1.20	3.6	30.0	15.2	290.0	2760.0
												145	490	188	188	169	169				0.0	36.2	18.3	350.0	3331.0
0.00	0.0	83.1		467	640	642	645	558	613	614		71	88	0	0	0	0				3.0	31.0	15.7	300.0	2855.2

K-TRON= 7900 LBS/HR REG= 15 DEG SPREADER = -1 IN P WB= 2.20 in H2O FURNACE P= 0.20 in H2O COAL P= 0.40 in H2O PRIMARY VELOCITY (actual)= 93 ft/s SAMPLE= 1273 F

SEC WB= 490 F MILL IN= 451 F MILL OUT= 154 F EXIT 1= 1566 F EXIT 2= 1541 F EXIT 3= 1597 F EXIT 4= 1607 F EXIT 5= 1591 F EXIT 6= 1580 F EXIT(sp)= 1566 F OFA(sp)= 2067 F

SORBENT LBS/HR= 0 SORBENT VELOCITY= 0 FT/SEC SORBENT AIR FLOW= 0 SCFM [Ca]/[S]= 0.00 REDUCED LOAD

VALID DATA POINT # 20 ELAPSED TIME, MIN 8 RECORD ON TRK 1 FILE 31

745	15:47:46	76.9	12844	6003	2163	2792	1622	0	1581	1099	15260	6003	9257	0	0	0	0	0.47	1.19	1.19	3.4	40.0	15.6	210.0	2800.0
												163	537	186	186	166	166				0.0	47.7	18.6	250.6	3340.9
0.00	0.0	64.1		486	741	742	736	629	682	679		73	59	0	0	0	0				3.0	40.9	16.0	214.8	2863.6

K-TRON= 6100 LBS/HR REG= 15 DEG SPREADER = -1 IN P WB= 0.80 in H2O FURNACE P= 0.01 in H2O COAL P= 0.40 in H2O PRIMARY VELOCITY (actual)= 95 ft/s SAMPLE= 1111 F

SEC WB= 537 F MILL IN= 455 F MILL OUT= 168 F EXIT 1= 1433 F EXIT 2= 1400 F EXIT 3= 1453 F EXIT 4= 1468 F EXIT 5= 1441 F EXIT 6= 1466 F EXIT(sp)= 1416 F OFA(sp)= 1971 F

SORBENT LBS/HR= 0 SORBENT VELOCITY= 0 FT/SEC SORBENT AIR FLOW= 0 SCFM [Ca]/[S]= 0.00 BASELINE-LOW LOAD

VALID DATA POINT # 21 ELAPSED TIME, MIN 8 RECORD ON TRK 1 FILE 32

DATE : 05-26-85 | SPREADER : IMPELLER
SYSTEM : LWS | OFA CONFGN : CLOSED
BURNER : CIRC 1.20 | OFA LOCATN : NONE
FUEL : COMANCHE | OIL CHECK : S.SO

PT#	TIME	LOAD MBTU/HR CALC	TA SCFM	PRIM	V-2	V-3	V-4	V-6	V-7	V-8	TOTAL	PRIM	SEC	OFA1	OFA2	OFA3	OFA4	PRIM	SEC	TOTAL	O2	CO	CO2	NO	SO2
		OIL					FLOW SCFM							FLOW SCFM					SR (CUM)				MEASURED		
(P)	LOAD	MEAS					TEMP (F)							TEMP (F)									CORR TO 0% O2		
														VELOCITY (FT/SEC)									CORR TO 3% O2		
296	11:40:31	119.6	19803	5528	3996	3421	3710	0	3396	3634	23685	5528	18157	0	0	0	0	0.28	1.20	1.20	3.5	30.0	16.4	360.0	360.0
												134	458	182	182	163	163				0.0	36.0	19.7	432.0	432.0
0.00	0.0	106.9		518	577	577	580	514	569	563		64	107	0	0	0	0				3.0	30.9	16.9	370.3	370.3
K-TRON=11100 LBS/HR		REG= 15 DEG		SPREADER = -1 IN				P WB= 3.50 in H2O			FURNACE P= 0.35 in H2O			COAL P= 0.70 in H2O				PRIMARY VELOCITY (actual)= 83 ft/s			SAMPLE= 1350 F				
SEC WB= 458 F		MILL IN= 491 F		MILL OUT= 149 F				EXIT 1= 1680 F			EXIT 2= 1639 F			EXIT 3= 1676 F			EXIT 4= 1696 F	EXIT 5= 1695 F		EXIT 6= 1691 F	EXIT(so)= 1726 F			OFA(so)= 2026 F	
SORBENT LBS/HR= 0		SORBENT VELOCITY= 0 FT/SEC					SORBENT AIR FLOW= 0 SCFM				[Ca]/[S]= 0.00			BASELINE-FULL LOAD											
VALID DATA POINT # 1		ELAPSED TIME, MIN 10					RECORD ON TRK 1				FILE 49														
308	11:46:57	113.9	18846	5678	3721	3354	3367	0	3443	3233	22796	5678	17118	0	0	0	0	0.30	1.21	1.21	3.7	30.8	16.2	330.0	350.0
												136	458	184	184	164	164				0.0	36.4	19.7	400.6	424.9
0.00	0.0	96.3		500	577	577	582	513	561	562		66	101	0	0	0	0				3.0	31.2	16.9	343.4	364.2
K-TRON=10000 LBS/HR		REG= 15 DEG		SPREADER = -1 IN				P WB= 2.90 in H2O			FURNACE P= 0.20 in H2O			COAL P= 0.70 in H2O				PRIMARY VELOCITY (actual)= 86 ft/s			SAMPLE= 1297 F				
SEC WB= 458 F		MILL IN= 484 F		MILL OUT= 146 F				EXIT 1= 1631 F			EXIT 2= 1593 F			EXIT 3= 1638 F			EXIT 4= 1653 F	EXIT 5= 1641 F		EXIT 6= 1632 F	EXIT(so)= 1652 F			OFA(so)= 1959 F	
SORBENT LBS/HR= 0		SORBENT VELOCITY= 0 FT/SEC					SORBENT AIR FLOW= 0 SCFM				[Ca]/[S]= 0.00			LOAD CURVE											
VALID DATA POINT # 2		ELAPSED TIME, MIN 8					RECORD ON TRK 1				FILE 50														
345	12:09:18	96.9	16038	5794	2769	3260	2560	0	2606	2193	19182	5794	13388	0	0	0	0	0.36	1.20	1.20	3.5	30.0	16.6	290.0	330.0
												138	455	184	184	167	167				0.0	36.0	19.9	348.0	396.0
0.00	0.0	86.7		519	593	593	595	527	575	572		67	78	0	0	0	0				3.0	30.9	17.1	298.3	339.4
K-TRON= 9000 LBS/HR		REG= 15 DEG		SPREADER = -1 IN				P WB= 1.90 in H2O			FURNACE P= 0.15 in H2O			COAL P= 0.70 in H2O				PRIMARY VELOCITY (actual)= 88 ft/s			SAMPLE= 1229 F				
SEC WB= 455 F		MILL IN= 501 F		MILL OUT= 140 F				EXIT 1= 1590 F			EXIT 2= 1545 F			EXIT 3= 1562 F			EXIT 4= 1587 F	EXIT 5= 1580 F		EXIT 6= 1611 F	EXIT(so)= 1700 F			OFA(so)= 1955 F	
SORBENT LBS/HR= 0		SORBENT VELOCITY= 0 FT/SEC					SORBENT AIR FLOW= 0 SCFM				[Ca]/[S]= 0.00			LOAD CURVE											
VALID DATA POINT # 3		ELAPSED TIME, MIN 8					RECORD ON TRK 1				FILE 51														
436	13:03:38	72.9	12070	5920	1669	2792	1266	0	1273	677	13597	5920	7677	0	0	0	0	0.49	1.13	1.13	2.4	35.0	17.4	230.0	370.0
												151	460	187	187	167	167				0.0	39.5	19.6	259.7	417.7
0.00	0.0	64.5		509	625	631	623	555	578	575		70	45	0	0	0	0				3.0	33.9	16.8	222.6	358.1
K-TRON= 6700 LBS/HR		REG= 15 DEG		SPREADER = -1 IN				P WB= 0.50 in H2O			FURNACE P= 0.01 in H2O			COAL P= 0.70 in H2O				PRIMARY VELOCITY (actual)= 92 ft/s			SAMPLE= 1092 F				
SEC WB= 460 F		MILL IN= 476 F		MILL OUT= 157 F				EXIT 1= 1472 F			EXIT 2= 1420 F			EXIT 3= 1504 F			EXIT 4= 1502 F	EXIT 5= 1491 F		EXIT 6= 1511 F	EXIT(so)= 1581 F			OFA(so)= 1844 F	
SORBENT LBS/HR= 0		SORBENT VELOCITY= 0 FT/SEC					SORBENT AIR FLOW= 0 SCFM				[Ca]/[S]= 0.00			EXCESS AIR CURVE-LOW LOAD											
VALID DATA POINT # 4		ELAPSED TIME, MIN 8					RECORD ON TRK 1				FILE 52														
447	13:13:08	71.2	11791	5966	1609	2738	1240	0	1265	678	13496	5966	7530	0	0	0	0	0.51	1.14	1.14	2.7	35.0	17.2	220.0	340.0
												146	470	183	183	166	166				0.0	40.2	19.7	252.5	390.2
0.00	0.0	64.5		510	640	646	636	569	598	587		70	45	0	0	0	0				3.0	34.4	16.9	216.4	334.4
K-TRON= 6700 LBS/HR		REG= 15 DEG		SPREADER = -1 IN				P WB= 0.50 in H2O			FURNACE P= 0.01 in H2O			COAL P= 0.70 in H2O				PRIMARY VELOCITY (actual)= 92 ft/s			SAMPLE= 1083 F				
SEC WB= 470 F		MILL IN= 465 F		MILL OUT= 165 F				EXIT 1= 1463 F			EXIT 2= 1414 F			EXIT 3= 1501 F			EXIT 4= 1496 F	EXIT 5= 1477 F		EXIT 6= 1495 F	EXIT(so)= 1563 F			OFA(so)= 1829 F	
SORBENT LBS/HR= 0		SORBENT VELOCITY= 0 FT/SEC					SORBENT AIR FLOW= 0 SCFM				[Ca]/[S]= 0.00			EXCESS AIR CURVE-LOW LOAD											
VALID DATA POINT # 5		ELAPSED TIME, MIN 6					RECORD ON TRK 1				FILE 53														
472	13:29:22	69.5	11502	5855	1513	2705	1426	0	1247	1089	13834	5855	7980	0	0	0	0	0.51	1.20	1.20	3.6	30.0	16.2	225.0	0.0
												141	475	179	179	164	164				0.0	36.2	19.6	271.6	0.0
0.00	0.0	64.5		520	648	653	650	577	599	605		68	48	0	0	0	0				3.0	31.0	16.8	232.8	0.0
K-TRON= 6700 LBS/HR		REG= 15 DEG		SPREADER = -1 IN				P WB= 0.60 in H2O			FURNACE P= 0.10 in H2O			COAL P= 0.20 in H2O				PRIMARY VELOCITY (actual)= 89 ft/s			SAMPLE= 1060 F				
SEC WB= 475 F		MILL IN= 473 F		MILL OUT= 153 F				EXIT 1= 1432 F			EXIT 2= 1382 F			EXIT 3= 1469 F			EXIT 4= 1470 F	EXIT 5= 1449 F		EXIT 6= 1472 F	EXIT(so)= 1546 F			OFA(so)= 1784 F	
SORBENT LBS/HR= 0		SORBENT VELOCITY= 0 FT/SEC					SORBENT AIR FLOW= 0 SCFM				[Ca]/[S]= 0.00			BASELINE-LOW LOAD											
VALID DATA POINT # 6		ELAPSED TIME, MIN 15					RECORD ON TRK 1				FILE 54														

DATE	: 03-26-85		SPREADER	: IMPELLER	
SYSTEM	: LWS		OFA CONFGN	: CLOSED	
BURNER	: CIRC 1.20		OFA LOCATN	: NONE	
FUEL	: COMANCHE		OIL CHECK	: 5.50	

PT#	TIME	LOAD OIL (V)	LOAD MBTU/HR CALC	LOAD MBTU/HR MEAS	TA SCFM	PRIM	V-2	V-3	V-4	V-6	V-7	V-8	TOTAL	PRIM	SEC	OFA1	OFA2	OFA3	OFA4	PRIM	SEC	TOTAL	O2	CO	CO2	NO	SO2
						FLOW SCFM								FLOW SCFM						SR (CUM)			MEASURED				
						TEMP (F)								TEMP (F)									CORR TO 0% O2				
						VELOCITY (FT/SEC)								VELOCITY (FT/SEC)									CORR TO 3% O2				
487	13:37:04	71.7	11866			5915	1738	2773	1632	0	1345	1285	14688	5915	8773	0	0	0	0	0.50	1.24	1.24	4.1	30.6	16.0	240.0	315.0
														145	483	198	190	168	168				0.0	37.3	19.9	298.2	391.4
		0.00	0.0	64.5			515	652	655	651	580	607	615			69	53	0	0	0	0				3.0	32.0	17.0	255.6	335.5

K-TRON= 6700 LBS/HR REG= 15 DEG SPREADER = -1 IN P WB= 0.80 in H20 FURNACE P= 0.30 in H20 COAL P= 0.20 in H20 PRIMARY VELOCITY (actual)= 91 ft/s SAMPLE= 1077 F

SEC WB= 483 F MILL IN= 473 F MILL OUT= 162 F EXIT 1= 1432 F EXIT 2= 1393 F EXIT 3= 1471 F EXIT 4= 1461 F EXIT 5= 1436 F EXIT 6= 1475 F EXIT(so)= 1569 F OFA(so)= 1758 F

SORBENT LBS/HR= 0 SORBENT VELOCITY= 0 FT/SEC SORBENT AIR FLOW= 0 SCFM [Ca]/[S]= 0.00 EXCESS AIR CURVE

VALID DATA POINT # 7 ELAPSED TIME, MIN 9 RECORD ON TRK 1 FILE 55

501	13:43:34	69.0	11427			5973	1820	2845	1724	0	1439	1408	15209	5973	9236	0	0	0	0	0.52	1.33	1.33	5.3	25.0	14.8	255.0	275.0
														165	508	180	180	164	164				0.0	33.4	19.8	341.1	367.8
		0.00	0.0	64.5			510	673	673	669	612	634	644			72	57	0	0	0	0				3.0	28.7	17.0	292.4	315.3

K-TRON= 6700 LBS/HR REG= 15 DEG SPREADER = -1 IN P WB= 0.90 in H20 FURNACE P= 0.35 in H20 COAL P= 0.20 in H20 PRIMARY VELOCITY (actual)= 95 ft/s SAMPLE= 1079 F

SEC WB= 508 F MILL IN= 468 F MILL OUT= 148 F EXIT 1= 1416 F EXIT 2= 1381 F EXIT 3= 1448 F EXIT 4= 1445 F EXIT 5= 1421 F EXIT 6= 1457 F EXIT(so)= 1534 F OFA(so)= 1740 F

SORBENT LBS/HR= 0 SORBENT VELOCITY= 0 FT/SEC SORBENT AIR FLOW= 0 SCFM [Ca]/[S]= 0.00 EXCESS AIR CURVE-LOW LOAD

VALID DATA POINT # 8 ELAPSED TIME, MIN 8 RECORD ON TRK 1 FILE 56

DATE : 03-26-85 SPREADER : IMPELLER
SYSTEM : LOWS OFA CONFGN : CLOSED
BURNER : CIRC 120 OFA LOCATN : NONE
FUEL : ILL. INDIS4 OIL CHECK : 55.50

DT# TIME (V)	LOAD OIL LOAD	MBTU/HR CALC MEAS	TA SCFM	PRIM V-2 V-3 V-4 V-6 V-7 V-8 TOTAL FLOW SCFM / TEMP (F)	PRIM SEC OFA1 OFA2 OFA3 OFA4 FLOW SCFM / TEMP (F) / VELOCITY (FT/SEC)	PRIM SEC TOTAL SR (CUM)	O2	CO	CO2 MEASURED CORR TO 0% O2 / CORR TO 3% O2	NO	SO2
624 15:00:36	120.5	20131		5970 4213 3083 4099 0 4037 2785 24187	5970 18217 0 0 0 0 137 452 175 175 158 158	0.30 1.20 1.20	3.6 0.0	30.0 36.2	15.2 18.3	320.0 386.2	2840.0 3427.6
0.00	0.0	99.9		444 577 574 581 496 563 557	69 106 0 0 0 0		3.0	31.8	15.7	331.0	2937.9
K-TRON= 9500 LBS/HR REG= 15 DEG SPREADER = -1 IN P WB= 3.40 in H20 FURNACE P= 0.30 in H20 COAL P= 0.40 in H20 PRIMARY VELOCITY (actual)= 90 ft/s SAMPLE= 1297 F											
SEC WB= 452 F MILL IN= 434 F MILL OUT= 140 F EXIT 1= 1626 F EXIT 2= 1597 F EXIT 3= 1633 F EXIT 4= 1661 F EXIT 5= 1654 F EXIT 6= 1624 F EXIT(sp)= 1683 F OFA(sp)= 2148 F											
SORBENT LBS/HR= 0 SORBENT VELOCITY= 0 FT/SEC SORBENT AIR FLOW= 0 SCFM (Ca)/(S)= 0.00 BASELINE-FULL LOAD											
VALID DATA POINT # 9 ELAPSED TIME, MIN 8 RECORD ON TRK 1 FILE 57											
661 15:20:56	119.9	20034		5978 4086 3058 4086 0 3957 2771 23936	5978 17958 0 0 0 0 139 455 186 186 164 164	0.30 1.19 1.19	3.5 0.0	35.0 42.0	15.8 19.0	325.0 390.0	2000.0 2400.0
0.00	0.0	99.9		444 584 580 589 513 571 564	69 105 0 0 0 0		3.0	36.0	16.3	334.3	2057.1
K-TRON= 9500 LBS/HR REG= 15 DEG SPREADER = -1 IN P WB= 3.40 in H20 FURNACE P= 0.30 in H20 COAL P= 0.40 in H20 PRIMARY VELOCITY (actual)= 91 ft/s SAMPLE= 1341 F											
SEC WB= 455 F MILL IN= 431 F MILL OUT= 140 F EXIT 1= 1661 F EXIT 2= 1625 F EXIT 3= 1656 F EXIT 4= 1680 F EXIT 5= 1682 F EXIT 6= 1659 F EXIT(sp)= 1669 F OFA(sp)= 2186 F											
SORBENT= VICRON MILL INJECTION SORBENT LBS/HR=1790 SORBENT VELOCITY= 66 FT/SEC SORBENT AIR FLOW= 331 SCFM (Ca)/(S)= 1.50 LIMESTONE INJECTION-MILL											
VALID DATA POINT # 10 ELAPSED TIME, MIN 10 RECORD ON TRK 1 FILE 58											
685 15:37:52	120.4	20109		5999 4107 3085 4099 0 3953 2784 24026	5999 18027 0 0 0 0 136 442 174 174 157 157	0.30 1.19 1.19	3.5 0.0	35.0 42.0	15.8 19.0	325.0 390.0	1800.0 2160.0
0.00	0.0	99.9		439 585 582 590 516 576 567	69 106 0 0 0 0		3.0	36.0	16.3	334.3	1851.4
K-TRON= 9500 LBS/HR REG= 15 DEG SPREADER = -1 IN P WB= 3.40 in H20 FURNACE P= 0.30 in H20 COAL P= 0.40 in H20 PRIMARY VELOCITY (actual)= 90 ft/s SAMPLE= 1342 F											
SEC WB= 462 F MILL IN= 428 F MILL OUT= 135 F EXIT 1= 1673 F EXIT 2= 1639 F EXIT 3= 1664 F EXIT 4= 1686 F EXIT 5= 1687 F EXIT 6= 1679 F EXIT(sp)= 1697 F OFA(sp)= 2199 F											
SORBENT= VICRON MILL INJECTION SORBENT LBS/HR=2769 SORBENT VELOCITY= 64 FT/SEC SORBENT AIR FLOW= 331 SCFM (Ca)/(S)= 2.32 LIMESTONE INJECTION-MILL											
VALID DATA POINT # 11 ELAPSED TIME, MIN 8 RECORD ON TRK 1 FILE 59											
710 15:54:19	119.9	20020		5960 4212 3118 4130 0 3948 2822 24190	5960 18231 0 0 0 0 138 460 188 188 166 166	0.30 1.21 1.21	3.7 0.0	30.0 36.4	16.0 19.4	320.0 388.4	2300.0 2791.9
0.00	0.0	99.9		438 587 583 592 517 571 566	69 107 0 0 0 0		3.0	31.2	16.6	332.9	2393.1
K-TRON= 9500 LBS/HR REG= 15 DEG SPREADER = -1 IN P WB= 3.40 in H20 FURNACE P= 0.30 in H20 COAL P= 0.40 in H20 PRIMARY VELOCITY (actual)= 90 ft/s SAMPLE= 1331 F											
SEC WB= 460 F MILL IN= 426 F MILL OUT= 139 F EXIT 1= 1677 F EXIT 2= 1652 F EXIT 3= 1640 F EXIT 4= 1655 F EXIT 5= 1675 F EXIT 6= 1662 F EXIT(sp)= 1681 F OFA(sp)= 2181 F											
SORBENT= VICRON MILL INJECTION SORBENT LBS/HR=1118 SORBENT VELOCITY= 66 FT/SEC SORBENT AIR FLOW= 331 SCFM (Ca)/(S)= 0.94 LIMESTONE INJECTION-MILL											
VALID DATA POINT # 12 ELAPSED TIME, MIN 10 RECORD ON TRK 1 FILE 60											
724 16:04:12	120.2	20083		5999 4269 3104 4128 0 3923 2842 24266	5999 18267 0 0 0 0 137 467 187 187 165 165	0.30 1.21 1.21	3.7 0.0	30.0 36.4	14.8 18.0	310.0 376.3	2820.0 3423.1
0.00	0.0	99.9		434 586 583 591 519 570 566	69 108 0 0 0 0		3.0	31.2	15.4	322.5	2934.1
K-TRON= 9500 LBS/HR REG= 15 DEG SPREADER = -1 IN P WB= 3.40 in H20 FURNACE P= 0.30 in H20 COAL P= 0.40 in H20 PRIMARY VELOCITY (actual)= 91 ft/s SAMPLE= 1305 F											
SEC WB= 467 F MILL IN= 423 F MILL OUT= 133 F EXIT 1= 1642 F EXIT 2= 1613 F EXIT 3= 1642 F EXIT 4= 1658 F EXIT 5= 1651 F EXIT 6= 1624 F EXIT(sp)= 1627 F OFA(sp)= 2182 F											
SORBENT LBS/HR= 0 SORBENT VELOCITY= 0 FT/SEC SORBENT AIR FLOW= 0 SCFM (Ca)/(S)= 0.00 BASELINE											
VALID DATA POINT # 13 ELAPSED TIME, MIN 10 RECORD ON TRK 1 FILE 61											
747 16:20:00	97.3	16256		5946 2917 2989 2934 0 2979 1657 19423	5946 13476 0 0 0 0 146 476 196 196 174 174	0.37 1.19 1.19	3.5 0.0	30.0 36.0	15.0 18.0	250.0 308.0	2600.0 3456.0
0.00	0.0	79.9		465 612 611 617 536 590 577	70 81 0 0 0 0		3.0	30.9	15.4	257.1	2962.3
K-TRON= 7600 LBS/HR REG= 15 DEG SPREADER = -1 IN P WB= 1.90 in H20 FURNACE P= 0.15 in H20 COAL P= 0.40 in H20 PRIMARY VELOCITY (actual)= 91 ft/s SAMPLE= 1200 F											
SEC WB= 476 F MILL IN= 449 F MILL OUT= 154 F EXIT 1= 1551 F EXIT 2= 1510 F EXIT 3= 1567 F EXIT 4= 1575 F EXIT 5= 1559 F EXIT 6= 1556 F EXIT(sp)= 1621 F OFA(sp)= 2092 F											
SORBENT LBS/HR= 0 SORBENT VELOCITY= 0 FT/SEC SORBENT AIR FLOW= 0 SCFM (Ca)/(S)= 0.00 REDUCED LOAD											
VALID DATA POINT # 14 ELAPSED TIME, MIN 6 RECORD ON TRK 1 FILE 62											

DATE	:	03-26-85	SPREADER	:	IMPELLER
SYSTEM	:	LLNS	OFA CONFGN	:	CLOSED
BURNER	:	CIRC 1.20	OFA LOCATN	:	NONE
FUEL	:	ILLINOIS#4	OIL CHECK	:	55.50

PT#	TIME	LOAD MBTU/HR	TA	PRIM	V-2	V-3	V-4	V-6	V-7	V-8	TOTAL	PRIM	SEC	OFA1	OFA2	OFA3	OFA4	PRIM	SEC	TOTAL	O2	CO	CO2	NO	SO2
	OTL	CALC	SCFM	FLOW SCFM								FLOW SCFM						SR (CUM)			MEASURED				
				TEMP (F)								TEMP (F)									CORR TO 0% O2				
(V)	LOAD	MEAS		VELOCITY (FT/SEC)								VELOCITY (FT/SEC)									CORR TO 3% O2				
798	16:50:07	70.8	11823	5689	2015	2495	1731	0	1640	556	14125	5689	8437	0	0	0	0	0.48	1.19	1.19	3.5	45.0	15.6	180.8	2880.8
				173	483	191	191	167	167												0.0	54.8	18.7	216.0	3456.0
0.00	0.0	62.0		525	667	666	665	582	623	603		70	51	0	0	0	0				3.0	46.3	16.0	185.1	2962.3
K-TRON= 5900 LBS/HR REC= 15 DEG SPREADER = -1 IN P WB= 0.60 in H20 FURNACE P= 0.03 in H20 COAL P= 0.40 in H20 PRIMARY VELOCITY (actual)= 91 ft/s SAMPLE= 1022 F																									
SEC WB= 483 F MILL IN= 499 F MILL OUT= 181 F EXIT 1= 1380 F EXIT 2= 1347 F EXIT 3= 1426 F EXIT 4= 1418 F EXIT 5= 1394 F EXIT 6= 1408 F EXIT(sp)= 1478 F OFA(sp)= 1910 F																									
SORBENT LBS/HR= 0 SORBENT VELOCITY= 0 FT/SEC SORBENT AIR FLOW= 0 SCFM [Ca]/[S]= 0.00 BASELINE-LOW LOAD																									
VALID DATA POINT # 15 ELAPSED TIME, MIN 8 RECORD ON TRK 1 FILE 63																									
816	17:00:22	70.0	11698	5656	2048	2503	1732	0	1636	559	14135	5656	8479	0	0	0	0	0.48	1.21	1.21	3.7	45.0	15.4	190.0	1360.0
				174	475	187	187	164	164												0.0	54.6	18.7	230.6	1650.9
0.00	0.0	62.0		529	654	654	653	576	610	591		69	51	0	0	0	0				3.0	46.8	16.0	197.7	1415.0
K-TRON= 5900 LBS/HR REC= 15 DEG SPREADER = -1 IN P WB= 0.60 in H20 FURNACE P= 0.03 in H20 COAL P= 0.40 in H20 PRIMARY VELOCITY (actual)= 91 ft/s SAMPLE= 1052 F																									
SEC WB= 475 F MILL IN= 503 F MILL OUT= 181 F EXIT 1= 1407 F EXIT 2= 1376 F EXIT 3= 1448 F EXIT 4= 1435 F EXIT 5= 1419 F EXIT 6= 1441 F EXIT(sp)= 1520 F OFA(sp)= 1908 F																									
SORBENT= Ca(OH)2 OFA INJECTION SORBENT LBS/HR=1748 SORBENT VELOCITY= 65 FT/SEC SORBENT AIR FLOW= 327 SCFM [Ca]/[S]= 3.18 LIME INJECTION-8 FT. LEVEL-LOW LOAD																									
VALID DATA POINT # 16 ELAPSED TIME, MIN 10 RECORD ON TRK 1 FILE 64																									

APPENDIX B.2

60×10^6 Btu/HR DRB VALID DATA SUMMARY

Reproduced from
best available copy.

DATE	: 06-13-86	TER DEA	: 0
SYSTEM	: LOWS ONS	SPREADER	: DEFFUSER
BURNER	: DRB 60	OFA LOCATN	: NONE
FUEL	: UTAH12	OIL CHECK	: 22.20

PT#	TIME	LOAD MBTU/HR	TA	PRIM	V-2	V-3	V-4	V-7	V-6	TOTAL	PRIM	SEC1	SEC2	TER1	TER2	TER3	TER4	PRIM	SEC1	SEC2	TOTAL	O2	CO	CO2	NO	SO2
OIL		CALC		FLOW SCFM										FLOW SCFM				SR (DOM)				MEASURED				
(%)	LOAD	MEAS	SCFM	TEMP (F)										TEMP (F)								CORR TO 0% O2				
														VELOCITY (FT/SEC)								CORR TO 3% O2				
291	09:54:16	60.8	10174	2032	0	3966	3100	3123	0	12220	2032	3966	6222	0	0	0	0	0.20	0.59	1.20	1.20	3.4	19.0	15.0	325.0	0.0
				149	531	499	0	0	0	0	0.0	22.9	18.1	392.2	0.0											
0	0.0	56.4	373	0	671	669	661	577			59	81	91	0	0	0	0					3.0	19.7	15.5	436.2	0.0
K-TRON=4550 LBS/HR			SLEEVE = 0.0 in		IN REG= 40 (CW)DEG			OUT REG = 30 DEG			P WB(in)= 4.30 in H20			P WB(out)= 4.30 in H20				FURNACE P= 0.07 in H20			COAL P= 2.00 in H20				
MILL IN= 324 F			MILL OUT= 154 F		T WB(in)= 531 F			T WB(out)= 499 F			SAMPLE= 991 F			EXIT 1=1500 F				EXIT 2=1598 F			EXIT 3=1603 F			EXIT 4=1612 F			EXIT 5= 151 F			EXIT 6=1572 F			EXIT(sp)= ---- F				
SORBENT LBS/HR= 0			SORBENT VELOCITY= 0 FT/SEC					SORBENT AIR FLOW= 0 SCFM			(Ca)/(S)= 0.00			BASELINE - 60MKR												
VALID DATA POINT # 1			ELAPSED TIME, MIN 7					RECORD ON TRK 1			FILE 1															
389	10:53:51	60.3	10004	2066	0	3833	3032	3114	0	12045	2066	3833	6146	0	0	0	0	0.20	0.58	1.19	1.19	3.5	23.0	15.0	310.0	0.0
				140	529	501	0	0	0	0	0.0	27.6	18.0	372.0	0.0											
0	0.0	55.8	345	0	680	677	669	575			59	78	90	0	0	0	0					3.0	23.7	15.4	318.9	0.0
K-TRON=4500 LBS/HR			SLEEVE = 0.0 in		IN REG= 40 (CW)DEG			OUT REG = 20 DEG			P WB(in)= 4.10 in H20			P WB(out)= 4.10 in H20				FURNACE P= 0.06 in H20			COAL P= 2.20 in H20				
MILL IN= 299 F			MILL OUT= 144 F		T WB(in)= 529 F			T WB(out)= 501 F			SAMPLE=1001 F			EXIT 1=1520 F				EXIT 2=1608 F			EXIT 3=1636 F			EXIT 4=1614 F			EXIT 5= 157 F			EXIT 6=1604 F			EXIT(sp)= ---- F				
SORBENT LBS/HR= 0			SORBENT VELOCITY= 0 FT/SEC					SORBENT AIR FLOW= 0 SCFM			(Ca)/(S)= 0.00			OUTER REGISTER ADJ.												
VALID DATA POINT # 2			ELAPSED TIME, MIN 7					RECORD ON TRK 1			FILE 2															
453	11:30:59	60.8	10165	2057	0	3854	3122	3176	0	12210	2057	3854	6298	0	0	0	0	0.20	0.58	1.20	1.20	3.6	23.0	15.0	325.0	0.0
				143	512	485	0	0	0	0	0.0	27.8	18.1	392.2	0.0											
0	0.0	55.8	354	0	652	651	641	554			59	77	91	0	0	0	0					3.0	23.8	15.5	336.2	0.0
K-TRON=4500 LBS/HR			SLEEVE = 0.0 in		IN REG= 40 (CW)DEG			OUT REG = 40 DEG			P WB(in)= 4.00 in H20			P WB(out)= 4.00 in H20				FURNACE P= 0.06 in H20			COAL P= 2.00 in H20				
MILL IN= 308 F			MILL OUT= 149 F		T WB(in)= 512 F			T WB(out)= 485 F			SAMPLE=1009 F			EXIT 1=1511 F				EXIT 2=1592 F			EXIT 3=1632 F			EXIT 4=1625 F			EXIT 5= 161 F			EXIT 6=1595 F			EXIT(sp)= ---- F				
SORBENT LBS/HR= 0			SORBENT VELOCITY= 0 FT/SEC					SORBENT AIR FLOW= 0 SCFM			(Ca)/(S)= 0.00			OUTER REGISTER ADJ.												
VALID DATA POINT # 3			ELAPSED TIME, MIN 7					RECORD ON TRK 1			FILE 4															
496	11:57:59	60.2	10071	2046	0	3758	3141	3084	0	12029	2046	3758	6225	0	0	0	0	0.20	0.58	1.19	1.19	3.5	21.0	15.1	315.0	0.0
				143	515	489	0	0	0	0	0.0	25.2	18.1	378.0	0.0											
0	0.0	55.8	357	0	663	661	653	560			59	75	90	0	0	0	0					3.0	21.6	15.5	424.0	0.0
K-TRON=4500 LBS/HR			SLEEVE = 0.0 in		IN REG= 40 (CW)DEG			OUT REG = 50 DEG			P WB(in)= 3.80 in H20			P WB(out)= 3.80 in H20				FURNACE P= 0.06 in H20			COAL P= 2.00 in H20				
MILL IN= 310 F			MILL OUT= 150 F		T WB(in)= 515 F			T WB(out)= 489 F			SAMPLE=1007 F			EXIT 1=1511 F				EXIT 2=1585 F			EXIT 3=1626 F			EXIT 4=1620 F			EXIT 5= 168 F			EXIT 6=1590 F			EXIT(sp)= ---- F				
SORBENT LBS/HR= 0			SORBENT VELOCITY= 0 FT/SEC					SORBENT AIR FLOW= 0 SCFM			(Ca)/(S)= 0.00			OUTER REGISTER ADJ.												
VALID DATA POINT # 4			ELAPSED TIME, MIN 5					RECORD ON TRK 1			FILE 5															
524	12:16:05	61.1	10215	2029	0	2854	3657	3663	0	12202	2029	2854	7319	0	0	0	0	0.20	0.48	1.19	1.19	3.5	21.0	15.2	300.0	0.0
				146	493	501	0	0	0	0	0.0	25.2	18.2	360.0	0.0											
0	0.0	55.8	357	0	660	662	654	570			59	56	108	0	0	0	0					3.0	21.6	15.6	308.6	0.0
K-TRON=4500 LBS/HR			SLEEVE = 0.0 in		IN REG= 30 (CW)DEG			OUT REG = 40 DEG			P WB(in)= 5.10 in H20			P WB(out)= 5.10 in H20				FURNACE P= 0.06 in H20			COAL P= 2.40 in H20				
MILL IN= 312 F			MILL OUT= 154 F		T WB(in)= 493 F			T WB(out)= 501 F			SAMPLE=1011 F			EXIT 1=1514 F				EXIT 2=1598 F			EXIT 3=1608 F			EXIT 4=1603 F			EXIT 5= 158 F			EXIT 6=1576 F			EXIT(sp)= ---- F				
SORBENT LBS/HR= 0			SORBENT VELOCITY= 0 FT/SEC					SORBENT AIR FLOW= 0 SCFM			(Ca)/(S)= 0.00			BASELINE												
VALID DATA POINT # 5			ELAPSED TIME, MIN 6					RECORD ON TRK 1			FILE 6															
556	12:34:06	60.6	10128	2056	0	2160	3938	4012	0	12166	2056	2160	7950	0	0	0	0	0.20	0.42	1.20	1.20	3.6	21.0	15.0	290.0	0.0
				145	444	509	0	0	0	0	0.0	25.3	18.1	350.0	0.0											
0	0.0	55.8	357	0	657	662	654	575			59	40	118	0	0	0	0					3.0	21.7	15.5	300.0	0.0
K-TRON=4500 LBS/HR			SLEEVE = 0.0 in		IN REG= 20 (CW)DEG			OUT REG = 40 DEG			P WB(in)= 7.10 in H20			P WB(out)= 7.10 in H20				FURNACE P= 0.06 in H20			COAL P= 2.30 in H20				
MILL IN= 310 F			MILL OUT= 152 F		T WB(in)= 444 F			T WB(out)= 509 F			SAMPLE= 998 F			EXIT 1=1495 F				EXIT 2=1579 F			EXIT 3=1587 F			EXIT 4=1585 F			EXIT 5= 166 F			EXIT 6=1558 F			EXIT(sp)= ---- F				
SORBENT LBS/HR= 0			SORBENT VELOCITY= 0 FT/SEC					SORBENT AIR FLOW= 0 SCFM			(Ca)/(S)= 0.00			INNER REGISTER ADJ.												
VALID DATA POINT # 6			ELAPSED TIME, MIN 5					RECORD ON TRK 1			FILE 7															

DATE : 06-13-86 | TER DIA : 0
SYSTEM : LOWS ENS | SPREADER : DUCTUSER
BURNER : DRB 60 | OFA LOCATN : NONE
FUEL : UTAH12 | OIL CHECK : 2.70

P1#	TIME	LOAD MBTU/HR CALC	TA SCFM	PRIM	V-2	V-3	V-4	V-7	V-6	TOTAL	PRIM	SEC1	SEC2	TER1	TER2	TER3	TER4	PRIM	SEC1	SEC2	TOTAL	O2	CO	CO2	NO	SO2
		OIL		FLOW SCFM									FLOW SCFM					SR (CUM)				MEASURED				
(%)	LOAD	MEAS		TEMP (F)									TEMP (F)									CORR TO 0% O2				
													VELOCITY (FT/SEC)									CORR TO 3% O2				
629	13:20:44	59.4	9941	1985	0	4020	7010	2926	0	11941	1985	4020	5936	0	0	0	0	0.20	0.60	1.20	1.20	1.6	25.0	14.8	210.0	0.0
											143	512	484	0	0	0	0					0.0	38.7	17.9	253.4	0.0
0	0.0	57.1		356	0	665	662	654	550		57	80	86	0	0	0	0					3.0	25.7	15.3	217.2	0.0
K-TRON=4600 LBS/HR			SLEEVE = 0.0 in		IN REG= 40 (CCW)DEG			OUT REG = 40 DEG			P WB(in)= 3.60 in H20			P WB(out)= 3.60 in H20			FURNACE P= 0.07 in H20			COAL P= 2.30 in H20					
MILL IN= 308 F			MILL OUT= 150 F		T WB(in)= 512 F			T WB(out)= 484 F		SAMPLE= 999 F	EXIT 1=1488 F			EXIT 2=1561 F		EXIT 3=1600 F		EXIT 4=1595 F		EXIT 5= 171 F		EXIT 6=1557 F		EXIT(sp)= ---- F		
SORBENT LBS/HR= 0			SORBENT VELOCITY= 0 FT/SEC			SORBENT AIR FLOW= 0 SCFM					(Ca)/(S)= 0.00			INNER REGISTER ADJ.												
VALID DATA POINT # 7			ELAPSED TIME, MIN 5			RECORD ON TRK 1			FILE 8																	
676	13:48:04	62.0	10376	2042	0	3805	3178	3233	0	12257	2042	3805	6411	0	0	0	0	0.20	0.56	1.18	1.18	3.3	23.0	15.4	260.0	0.0
											147	511	490	0	0	0	0					0.0	27.3	18.3	308.5	0.0
0	0.0	55.8		355	0	664	661	653	549		59	76	93	0	0	0	0					3.0	23.4	15.7	264.4	0.0
K-TRON=4500 LBS/HR			SLEEVE = 0.0 in		IN REG= 30 (CCW)DEG			OUT REG = 40 DEG			P WB(in)= 4.40 in H20			P WB(out)= 4.40 in H20			FURNACE P= 0.06 in H20			COAL P= 2.30 in H20					
MILL IN= 309 F			MILL OUT= 153 F		T WB(in)= 511 F			T WB(out)= 490 F		SAMPLE=1024 F	EXIT 1=1589 F			EXIT 2=1573 F		EXIT 3=1631 F		EXIT 4=1611 F		EXIT 5= 170 F		EXIT 6=1590 F		EXIT(sp)= ---- F		
SORBENT LBS/HR= 0			SORBENT VELOCITY= 0 FT/SEC			SORBENT AIR FLOW= 0 SCFM					(Ca)/(S)= 0.00			INNER REGISTER ADJ.												
VALID DATA POINT # 8			ELAPSED TIME, MIN 5			RECORD ON TRK 1			FILE 9																	
717	14:15:58	61.1	10222	2042	0	3133	3521	3513	0	12209	2042	3133	7035	0	0	0	0	0.20	0.51	1.19	1.19	3.5	24.0	15.0	265.0	0.0
											145	488	494	0	0	0	0					0.0	28.8	18.0	318.0	0.0
0	0.0	56.4		353	0	654	659	652	542		59	61	103	0	0	0	0					3.0	24.7	15.4	272.6	0.0
K-TRON=4550 LBS/HR			SLEEVE = 0.0 in		IN REG= 20 (CCW)DEG			OUT REG = 40 DEG			P WB(in)= 5.50 in H20			P WB(out)= 5.50 in H20			FURNACE P= 0.07 in H20			COAL P= 2.30 in H20					
MILL IN= 309 F			MILL OUT= 151 F		T WB(in)= 488 F			T WB(out)= 494 F		SAMPLE=1020 F	EXIT 1=1478 F			EXIT 2=1556 F		EXIT 3=1582 F		EXIT 4=1572 F		EXIT 5= 167 F		EXIT 6=1554 F		EXIT(sp)= - F		
SORBENT LBS/HR= 0			SORBENT VELOCITY= 0 FT/SEC			SORBENT AIR FLOW= 0 SCFM					(Ca)/(S)= 0.00			INNER REGISTER ADJ.												
VALID DATA POINT # 9			ELAPSED TIME, MIN 5			RECORD ON TRK 1			FILE 10																	
774	14:48:27	60.0	10041	2079	0	3535	3162	3286	0	12061	2079	3535	6448	0	0	0	0	0.21	0.56	1.20	1.20	3.6	21.0	15.0	325.0	0.0
											147	506	492	0	0	0	0					0.0	25.3	18.1	392.2	0.0
0	0.0	56.4		343	0	658	659	651	535		60	70	94	0	0	0	0					3.0	21.7	15.5	336.2	0.0
K-TRON=4550 LBS/HR			SLEEVE = 0.0 in		IN REG= 30 (CW)DEG			OUT REG = 40 DEG			P WB(in)= 4.50 in H20			P WB(out)= 4.50 in H20			FURNACE P= 0.07 in H20			COAL P= 2.30 in H20					
MILL IN= 301 F			MILL OUT= 154 F		T WB(in)= 506 F			T WB(out)= 492 F		SAMPLE=1008 F	EXIT 1=1493 F			EXIT 2=1569 F		EXIT 3=1606 F		EXIT 4=1597 F		EXIT 5= 168 F		EXIT 6=1578 F		EXIT(sp)= ---- F		
SORBENT LBS/HR= 0			SORBENT VELOCITY= 0 FT/SEC			SORBENT AIR FLOW= 0 SCFM					(Ca)/(S)= 0.00			BASELINE												
VALID DATA POINT # 10			ELAPSED TIME, MIN 7			RECORD ON TRK 1			FILE 11																	
800	15:07:36	61.1	10225	2001	0	3197	2966	2938	0	11101	2001	3197	5904	0	0	0	0	0.20	0.51	1.09	1.09	3.7	25.0	16.4	230.0	0.0
											145	502	490	0	0	0	0					0.0	27.2	17.8	250.3	0.0
0	0.0	56.4		357	0	663	664	655	531		58	63	86	0	0	0	0					3.0	23.3	15.3	214.5	0.0
K-TRON=4550 LBS/HR			SLEEVE = 0.0 in		IN REG= 30 (CW)DEG			OUT REG = 40 DEG			P WB(in)= 3.60 in H20			P WB(out)= 3.60 in H20			FURNACE P= 0.04 in H20			COAL P= 2.30 in H20					
MILL IN= 308 F			MILL OUT= 149 F		T WB(in)= 502 F			T WB(out)= 490 F		SAMPLE= 996 F	EXIT 1=1496 F			EXIT 2=1569 F		EXIT 3=1618 F		EXIT 4=1602 F		EXIT 5= 168 F		EXIT 6=1582 F		EXIT(sp)= - -- F		
SORBENT LBS/HR= 0			SORBENT VELOCITY= 0 FT/SEC			SORBENT AIR FLOW= 0 SCFM					(Ca)/(S)= 0.00			LOW EXCESS AIR												
VALID DATA POINT # 11			ELAPSED TIME, MIN 6			RECORD ON TRK 1			FILE 12																	
820	15:20:56	59.8	10805	1998	0	3419	3221	2988	0	11626	1998	3419	6210	0	0	0	0	0.20	0.54	1.16	1.16	3.0	20.0	15.6	305.0	0.0
											144	506	495	0	0	0	0					0.0	23.3	18.2	355.8	0.0
0	0.0	56.4		356	0	661	663	654	533		58	68	91	0	0	0	0					3.0	20.0	15.6	305.0	0.0
K-TRON=4550 LBS/HR			SLEEVE = 0.0 in		IN REG= 30 (CW)DEG			OUT REG = 40 DEG			P WB(in)= 4.20 in H20			P WB(out)= 4.20 in H20			FURNACE P= 0.06 in H20			COAL P= 2.30 in H20					
MILL IN= 310 F			MILL OUT= 150 F		T WB(in)= 506 F			T WB(out)= 495 F		SAMPLE=1003 F	EXIT 1=1492 F			EXIT 2=1566 F		EXIT 3=1608 F		EXIT 4=1591 F		EXIT 5= 166 F		EXIT 6=1573 F		EXIT(sp)= - F		
SORBENT LBS/HR= 0			SORBENT VELOCITY= 0 FT/SEC			SORBENT AIR FLOW= 0 SCFM					(Ca)/(S)= 0.00			EXCESS AIR												
VALID DATA POINT # 12			ELAPSED TIME, MIN 6			RECORD ON TRK 1			FILE 13																	

DATE : 06-13-86
SYSTEM : LWS INS
BURNER : DRB 60
FUEL : UTAH 1.22

TER DIA : 0
SPREADER : DEFFUSER
OFA LOCATN : NONE
OIL CHECK : 2.20

PT#	TIME	LOAD KBTU/HR CALC MEAS	TA SCFM	PRIM	V-2	V-3	V-4	V-7	V-6	TOTAL	PRIM	SEC1	SEC2	TER1	TER2	TER3	TER4	PRIM	SEC1	SEC2	TOTAL	O2	CO	CO2	NO	SO2
				FLOW SCFM							FLOW SCFM							SR (CUM)				MEASURED				
OIL (%)	LOAD			TEMP (F)							TEMP (F)											CORR TO 0% O2				
											VELOCITY (FT/SEC)											CORR TO 3% O2				
845	15:56:34	62.0	10363	2073	0	3807	3373	3480	0	12733	2073	3907	6853	0	0	0	0	0.20	0.57	1.24	1.21	4.0	24.0	15.0	350.8	0.0
											143	506	496	0	0	0	0					0.0	29.6	16.5	432.4	0.0
0	0.0	56.4		346	0	656	652	658	540		60	75	100	0	0	0	0					3.0	25.4	15.9	370.6	0.0

K-TRON=4550 LBS/HR SLEEVE = 0.0 in IN REG= 30 (CW)DEG OUT REG = 40 DEG P WB(in)= 5.20 in H20 P WB(out)= 5.20 in H20 FURNACE P= 0.09 in H20 COAL P= 2.30 in H20
MILL IN= 304 F MILL OUT= 150 F T WB(in)= 506 F T WB(out)= 496 F SAMPLE=1037 F EXIT 1=1502 F EXIT 2=1585 F EXIT 3=1612 F EXIT 4=1597 F EXIT 5= 171 F EXIT 6=1580 F EXIT(sp)= ---- F
SORBENT LBS/HR= 0 SORBENT VELOCITY= 0 FT/SEC SORBENT AIR FLOW= 0 SCFM [Ca]/[S]= 0.00 EXCESS AIR
VALID DATA POINT # 13 ELAPSED TIME, MIN 7 RECORD ON TRK 1 FILE 14

877	15:56:55	59.0	9846	2087	0	4187	3810	3890	0	13884	2087	4187	7610	0	0	0	0	0.21	0.64	1.41	1.41	6.2	20.0	12.4	405.0	0.0
											145	509	459	0	0	0	0					0.0	28.4	17.6	574.7	0.0
0	0.0	56.4		348	0	652	653	646	541		60	83	112	0	0	0	0					3.0	24.3	15.1	492.6	0.0

K-TRON=4550 LBS/HR SLEEVE = 0.0 in IN REG= 30 (CW)DEG OUT REG = 40 DEG P WB(in)= 6.50 in H20 P WB(out)= 6.50 in H20 FURNACE P= 0.12 in H20 COAL P= 2.30 in H20
MILL IN= 304 F MILL OUT= 151 F T WB(in)= 509 F T WB(out)= 499 F SAMPLE=1043 F EXIT 1=1478 F EXIT 2=1557 F EXIT 3=1576 F EXIT 4=1565 F EXIT 5= 166 F EXIT 6=1547 F EXIT(sp)= ---- F
SORBENT LBS/HR= 0 SORBENT VELOCITY= 0 FT/SEC SORBENT AIR FLOW= 0 SCFM [Ca]/[S]= 0.00 EXCESS AIR
VALID DATA POINT # 14 ELAPSED TIME, MIN 5 RECORD ON TRK 1 FILE 15

DATE : 06-16-86
SYSTEM : LOWS JNS
BURNER : DRB 60
FUEL : OHIO-PITTS

TER DIA : 0
SPREADER : DIFFUSER
OFA LOCATN : NONE
OIL CHECK : 4.633

PT#	TIME	LOAD MBTU/HR	TA	PRIM	V-2	V-3	V-4	V-7	V-6	TOTAL	PRIM	SEC1	SEC2	TER1	TER2	TER3	TER4	PRIM	SEC1	SEC2	TOTAL	O2	CO	CO2	NO	SO2
OIL		CALC	SCFM	FLOW SCFM														SR (CUM)								
(I)	LOAD	MEAS		TEMP (F)							VELOCITY (FT/SEC)															
																								M ASURED		
																								CORR TO 0% 02		
																								CORR TO 3% 02		
282	10:11:50	60.8	10260	2086	0	3532	3290	3276	0	12184	2086	3532	6566	0	0	0	0	0.20	0.55	1.19	1.19	3.4	23.0	15.0	315.0	0.0
											149	515	500	0	0	0	0					0.0	27.1	17.9	375.9	0.0
0	0.0	55.9		275	0	661	659	652	553		61	71	96	0	0	0	0					3.0	23.5	15.3	322.2	0.0
K-TRON=4550 LBS/HR			SLEEVE = 0.0 in		IN REG= 30 (CW)DEG			OUT REG = 40 DEG			P WB(in)= 4.70 in H20			P WB(out)= 4.70 in H20			FURNACE P= 0.06 in H20			COAL P= 2.20 in H20					
MILL IN= 242 F		MILL OUT= 152 F		T WB(in)= 515 F		T WB(out)= 500 F		SAMPLE= 998 F		EXIT 1=1485 F		EXIT 2=1634 F		EXIT 3=1648 F		EXIT 4=1593 F		EXIT 5= 149 F		EXIT 6=1620 F		EXIT(sp)= 1324 F				
SORBENT LBS/HR= 0		SORBENT VELOCITY= 0 FT/SEC		SORBENT AIR FLOW= 0 SCFM				[Ca]/[S]= 0.00		BASELINE																
VALID DATA POINT 0 1		ELAPSED TIME, MIN 7		RECORD ON TRK 1		FILE 16																				
308	10:27:48	63.1	10649	2074	0	3241	2986	3143	0	11444	2074	3241	6128	0	0	0	0	0.19	0.50	1.07	1.07	1.5	27.0	17.0	250.0	0.0
											146	506	497	0	0	0	0					0.0	29.1	18.3	269.2	0.0
0	0.0	55.9		286	0	662	661	653	543		60	64	90	0	0	0	0					3.0	24.9	15.7	238.8	0.0
K-TRON=4550 LBS/HR			SLEEVE = 0.0 in		IN REG= 30 (CW)DEG			OUT REG = 40 DEG			P WB(in)= 3.90 in H20			P WB(out)= 3.90 in H20			FURNACE P= 0.03 in H20			COAL P= 2.20 in H20					
MILL IN= 250 F		MILL OUT= 151 F		T WB(in)= 506 F		T WB(out)= 497 F		SAMPLE= 960 F		EXIT 1=1509 F		EXIT 2=1645 F		EXIT 3=1671 F		EXIT 4=1617 F		EXIT 5= 159 F		EXIT 6=1633 F		EXIT(sp)= 1110 F				
SORBENT LBS/HR= 0		SORBENT VELOCITY= 0 FT/SEC		SORBENT AIR FLOW= 0 SCFM				[Ca]/[S]= 0.00		LOW EXCESS AIR																
VALID DATA POINT 0 2		ELAPSED TIME, MIN 10		RECORD ON TRK 1		FILE 17																				
347	10:51:37	62.8	10602	2065	0	3365	3117	3258	0	11806	2065	3365	6376	0	0	0	0	0.19	0.51	1.11	1.11	2.2	25.0	16.2	280.0	0.0
											147	511	498	0	0	0	0					0.0	27.9	18.1	312.8	0.0
0	0.0	55.9		279	0	661	660	652	548		60	67	93	0	0	0	0					3.0	23.9	15.5	268.1	0.0
K-TRON=4550 LBS/HR			SLEEVE = 0.0 in		IN REG= 30 (CW)DEG			OUT REG = 40 DEG			P WB(in)= 4.20 in H20			P WB(out)= 4.20 in H20			FURNACE P= 0.05 in H20			COAL P= 2.20 in H20					
MILL IN= 245 F		MILL OUT= 151 F		T WB(in)= 511 F		T WB(out)= 498 F		SAMPLE= 999 F		EXIT 1=1512 F		EXIT 2=1673 F		EXIT 3=1683 F		EXIT 4=1621 F		EXIT 5= 164 F		EXIT 6=1643 F		EXIT(sp)= 1653 F				
SORBENT LBS/HR= 0		SORBENT VELOCITY= 0 FT/SEC		SORBENT AIR FLOW= 0 SCFM				[Ca]/[S]= 0.00		EXCESS AIR																
VALID DATA POINT 0 3		ELAPSED TIME, MIN 6		RECORD ON TRK 1		FILE 18																				
RECORD ON TRK 1 FILE 27																										
358	10:57:57	60.6	10222	2074	0	3387	3150	3266	0	11876	2074	3387	6416	0	0	0	0	0.20	0.53	1.16	1.16	3.0	23.0	15.4	310.0	0.0
											147	509	497	0	0	0	0					0.0	26.0	18.0	361.7	0.0
0	0.0	55.9		279	0	661	660	652	549		60	67	94	0	0	0	0					3.0	23.0	15.4	310.0	0.0
K-TRON=4550 LBS/HR			SLEEVE = 0.0 in		IN REG= 30 (CW)DEG			OUT REG = 40 DEG			P WB(in)= 4.30 in H20			P WB(out)= 4.30 in H20			FURNACE P= 0.05 in H20			COAL P= 2.20 in H20					
MILL IN= 237 F		MILL OUT= 151 F		T WB(in)= 509 F		T WB(out)= 497 F		SAMPLE=1004 F		EXIT 1=1508 F		EXIT 2=1658 F		EXIT 3=1686 F		EXIT 4=1618 F		EXIT 5= 166 F		EXIT 6=1647 F		EXIT(sp)= 1647 F				
SORBENT LBS/HR= 0		SORBENT VELOCITY= 0 FT/SEC		SORBENT AIR FLOW= 0 SCFM				[Ca]/[S]= 0.00		EXCESS AIR																
VALID DATA POINT 0 4		ELAPSED TIME, MIN 3		RECORD ON TRK 1		FILE 27																				
401	11:24:23	62.9	10618	2067	0	3788	3549	3566	0	12969	2067	3788	7115	0	0	0	0	0.19	0.55	1.22	1.22	3.9	23.0	14.6	365.0	0.0
											147	513	496	0	0	0	0					0.0	28.2	17.9	448.2	0.0
0	0.0	55.9		258	0	654	652	645	551		60	76	104	0	0	0	0					3.0	24.2	15.4	384.2	0.0
K-TRON=4550 LBS/HR			SLEEVE = 0.0 in		IN REG= 30 (CW)DEG			OUT REG = 40 DEG			P WB(in)= 5.40 in H20			P WB(out)= 5.40 in H20			FURNACE P= 0.08 in H20			COAL P= 2.20 in H20					
MILL IN= 228 F		MILL OUT= 150 F		T WB(in)= 513 F		T WB(out)= 496 F		SAMPLE=1023 F		EXIT 1=1510 F		EXIT 2=1666 F		EXIT 3=1678 F		EXIT 4=1609 F		EXIT 5= 164 F		EXIT 6=1637 F		EXIT(sp)= 1646 F				
SORBENT LBS/HR= 0		SORBENT VELOCITY= 0 FT/SEC		SORBENT AIR FLOW= 0 SCFM				[Ca]/[S]= 0.00		EXCESS AIR																
VALID DATA POINT 0 5		ELAPSED TIME, MIN 6		RECORD ON TRK 1		FILE 28																				
414	11:33:21	62.1	10484	2121	0	4069	3798	3676	0	13664	2121	4069	7475	0	0	0	0	0.20	0.59	1.30	1.30	5.0	21.0	13.4	395.0	0.0
											147	507	490	0	0	0	0					0.0	27.6	17.6	516.4	0.0
0	0.0	55.9		278	0	652	651	644	554		42	81	109	0	0	0	0					3.0	23.6	15.1	444.4	0.0
K-TRON=4550 LBS/HR			SLEEVE = 0.0 in		IN REG= 30 (CW)DEG			OUT REG = 40 DEG			P WB(in)= 6.10 in H20			P WB(out)= 6.10 in H20			FURNACE P= 0.10 in H20			COAL P= 2.20 in H20					
MILL IN= 232 F		MILL OUT= 151 F		T WB(in)= 507 F		T WB(out)= 490 F		SAMPLE=1049 F		EXIT 1=1496 F		EXIT 2=1650 F		EXIT 3=1651 F		EXIT 4=1588 F		EXIT 5= 157 F		EXIT 6=1614 F		EXIT(sp)= 1603 F				
SORBENT LBS/HR= 0		SORBENT VELOCITY= 0 FT/SEC		SORBENT AIR FLOW= 0 SCFM				[Ca]/[S]= 0.00		EXCESS AIR																
VALID DATA POINT 0 5		ELAPSED TIME, MIN 6		RECORD ON TRK 1		FILE 21																				

DATE : 06-16-86
SYSTEM : LWS ENS
BURNER : DRB 60
FUEL : WYODAK

TER DIA : 0
SPREADER : DIFFUSER
OFA LOCATN : NONE
OIL CHECK : 4.63

P10 (1)	TIME	LOAD OIL LOAD	MBTU/HR CALC MEAS	TA SCFM	PRIM	V-2	V-3	V-4	V-7	V-6	TOTAL FLOW SCFM TEMP (F)	PRIM	SEC1	SEC2	TER1	TER2	TER3	TER4	PRIM	SEC1	SEC2	TOTAL SR (COM)	O2	CO	CO2 MEASURED CORR TO 0% O2 CORR TO 3% O2	NO	SO2
											VELOCITY (FT/SEC)																
679	14:12:17	59.9	9274		1948	0	3098	3014	3092	0	11152	1948	3098	6106	0	0	0	0	0.21	0.54	1.20	1.20	3.6	21.0	15.8	220.0	0.0
												143	500	484	0	0	0	0					0.0	25.3	19.1	265.5	0.0
0	0.0	61.2		985		0	667	666	658	540		56	61	88	0	0	0	0					3.0	21.7	16.3	227.6	0.0

K-TRON=6300 LBS/HR SLEEVE = 0.0 in IN REG= 30 (CW)DEG OUT REG = 40 DEG P WB(in)= 3.60 in H2O P WB(out)= 3.60 in H2O FURNACE P= 0.05 in H2O COAL P= 2.20 in H2O
MILL IN= 740 F MILL OUT= 145 F T WB(in)= 500 F T WB(out)= 484 F SAMPLE=1041 F EXIT 1=1485 F EXIT 2=1565 F EXIT 3=1592 F EXIT 4=1569 F EXIT 5= 127 F EXIT 6=1581 F EXIT(sp)= 1622 F
SORBENT LBS/HR= 0 SORBENT VELOCITY= 0 FT/SEC SORBENT AIR FLOW= 0 SCFM (Ca)/(S)= 0.00 BASELINE - WYODAK
VALID DATA POINT # 6 ELAPSED TIME, MIN 5 RECORD ON TRK 1 FILE 22

P10 (1)	TIME	LOAD OIL LOAD	MBTU/HR CALC MEAS	TA SCFM	PRIM	V-2	V-3	V-4	V-7	V-6	TOTAL FLOW SCFM TEMP (F)	PRIM	SEC1	SEC2	TER1	TER2	TER3	TER4	PRIM	SEC1	SEC2	TOTAL SR (COM)	O2	CO	CO2 MEASURED CORR TO 0% O2 CORR TO 3% O2	NO	SO2
											VELOCITY (FT/SEC)																
699	14:25:00	59.6	9234		1845	0	3034	2804	2979	0	10741	1845	3034	5862	0	0	0	0	0.20	0.53	1.16	1.16	3.0	22.0	16.4	210.0	0.0
												143	502	486	0	0	0	0					0.0	25.7	19.1	245.0	0.0
0	0.0	61.2		950		0	667	666	658	541		53	60	85	0	0	0	0					3.0	22.0	16.4	210.0	0.0

K-TRON=6300 LBS/HR SLEEVE = 0.0 in IN REG= 30 (CW)DEG OUT REG = 40 DEG P WB(in)= 3.40 in H2O P WB(out)= 3.40 in H2O FURNACE P= 0.05 in H2O COAL P= 2.20 in H2O
MILL IN= 779 F MILL OUT= 144 F T WB(in)= 502 F T WB(out)= 486 F SAMPLE=1057 F EXIT 1=1517 F EXIT 2=1607 F EXIT 3=1652 F EXIT 4=1605 F EXIT 5= 131 F EXIT 6=1633 F EXIT(sp)= 1648 F
SORBENT LBS/HR= 0 SORBENT VELOCITY= 0 FT/SEC SORBENT AIR FLOW= 0 SCFM (Ca)/(S)= 0.00 EXCESS AIR
VALID DATA POINT # 7 ELAPSED TIME, MIN 10 RECORD ON TRK 1 FILE 23

P10 (1)	TIME	LOAD OIL LOAD	MBTU/HR CALC MEAS	TA SCFM	PRIM	V-2	V-3	V-4	V-7	V-6	TOTAL FLOW SCFM TEMP (F)	PRIM	SEC1	SEC2	TER1	TER2	TER3	TER4	PRIM	SEC1	SEC2	TOTAL SR (COM)	O2	CO	CO2 MEASURED CORR TO 0% O2 CORR TO 3% O2	NO	SO2
											VELOCITY (FT/SEC)																
718	14:38:26	57.4	8898		1924	0	2683	2529	2670	0	9806	1924	2683	5199	0	0	0	0	0.22	0.52	1.10	1.10	2.0	23.0	17.2	170.0	0.0
												144	493	486	0	0	0	0					0.0	25.4	19.0	187.9	0.0
0	0.0	61.2		917		0	672	670	661	535		56	52	75	0	0	0	0					3.0	21.8	16.3	161.1	0.0

K-TRON=6300 LBS/HR SLEEVE = 0.0 in IN REG= 30 (CW)DEG OUT REG = 40 DEG P WB(in)= 2.50 in H2O P WB(out)= 2.50 in H2O FURNACE P= 0.03 in H2O COAL P= 2.20 in H2O
MILL IN= 767 F MILL OUT= 145 F T WB(in)= 493 F T WB(out)= 486 F SAMPLE=1030 F EXIT 1=1548 F EXIT 2=1628 F EXIT 3=1663 F EXIT 4=1622 F EXIT 5= 133 F EXIT 6=1626 F EXIT(sp)= 1657 F
SORBENT LBS/HR= 0 SORBENT VELOCITY= 0 FT/SEC SORBENT AIR FLOW= 0 SCFM (Ca)/(S)= 0.00 LOW EXCESS AIR
VALID DATA POINT # 8 ELAPSED TIME, MIN 6 RECORD ON TRK 1 FILE 24

P10 (1)	TIME	LOAD OIL LOAD	MBTU/HR CALC MEAS	TA SCFM	PRIM	V-2	V-3	V-4	V-7	V-6	TOTAL FLOW SCFM TEMP (F)	PRIM	SEC1	SEC2	TER1	TER2	TER3	TER4	PRIM	SEC1	SEC2	TOTAL SR (COM)	O2	CO	CO2 MEASURED CORR TO 0% O2 CORR TO 3% O2	NO	SO2
											VELOCITY (FT/SEC)																
743	14:54:02	62.4	9669		1963	0	3506	3361	3866	0	11896	1963	3506	6427	0	0	0	0	0.20	0.57	1.23	1.23	4.0	20.0	15.0	265.0	0.0
												143	514	498	0	0	0	0					0.0	24.7	18.5	327.4	0.0
0	0.0	61.2		917		0	666	665	656	546		57	70	94	0	0	0	0					3.0	21.2	15.9	230.6	0.0

K-TRON=6300 LBS/HR SLEEVE = 0.0 in IN REG= 30 (CW)DEG OUT REG = 40 DEG P WB(in)= 4.40 in H2O P WB(out)= 4.40 in H2O FURNACE P= 0.08 in H2O COAL P= 2.20 in H2O
MILL IN= 750 F MILL OUT= 145 F T WB(in)= 514 F T WB(out)= 498 F SAMPLE=1052 F EXIT 1=1494 F EXIT 2=1581 F EXIT 3=1606 F EXIT 4=1579 F EXIT 5= 137 F EXIT 6=1595 F EXIT(sp)= 1598 F
SORBENT LBS/HR= 0 SORBENT VELOCITY= 0 FT/SEC SORBENT AIR FLOW= 0 SCFM (Ca)/(S)= 0.00 EXCESS AIR
VALID DATA POINT # 9 ELAPSED TIME, MIN 7 RECORD ON TRK 1 FILE 25

P10 (1)	TIME	LOAD OIL LOAD	MBTU/HR CALC MEAS	TA SCFM	PRIM	V-2	V-3	V-4	V-7	V-6	TOTAL FLOW SCFM TEMP (F)	PRIM	SEC1	SEC2	TER1	TER2	TER3	TER4	PRIM	SEC1	SEC2	TOTAL SR (COM)	O2	CO	CO2 MEASURED CORR TO 0% O2 CORR TO 3% O2	NO	SO2
											VELOCITY (FT/SEC)																
755	15:02:06	59.4	9195		2024	0	3598	3481	3366	0	12469	2024	3598	6847	0	0	0	0	0.22	0.61	1.36	1.36	5.6	15.0	13.6	330.0	0.0
												143	514	497	0	0	0	0					0.0	20.5	16.5	450.0	0.0
0	0.0	61.2		840		0	662	661	653	548		58	72	100	0	0	0	0					3.0	17.5	15.9	385.7	0.0

K-TRON=6300 LBS/HR SLEEVE = 0.0 in IN REG= 30 (CW)DEG OUT REG = 40 DEG P WB(in)= 4.90 in H2O P WB(out)= 4.90 in H2O FURNACE P= 0.11 in H2O COAL P= 2.20 in H2O
MILL IN= 695 F MILL OUT= 145 F T WB(in)= 514 F T WB(out)= 497 F SAMPLE=1042 F EXIT 1=1472 F EXIT 2=1566 F EXIT 3=1598 F EXIT 4=1554 F EXIT 5= 137 F EXIT 6=1573 F EXIT(sp)= 1583 F
SORBENT LBS/HR= 0 SORBENT VELOCITY= 0 FT/SEC SORBENT AIR FLOW= 0 SCFM (Ca)/(S)= 0.00 EXCESS AIR
VALID DATA POINT # 10 ELAPSED TIME, MIN 5 RECORD ON TRK 1 FILE 26

DATE : 06-17-86 | TER DIA : 0
SYSTEM : LOWS NOS | SPREADER : DIFFUSER
BURNER : DRB 60 | OFA LOCATN : NONE
FUEL : UTAH4.22 | OIL CHECK : 38.32

PT# (I)	TIME	LOAD KBTU/HR CALC MEAS	TA SCFM	PRIM	V-2	V-3	V-4	V-7	V-6	TOTAL	PRIM	SEC1	SEC2	TER1	TER2	TER3	TER4	PRIM	SEC1	SEC2	TOTAL	O2	CO	CO2 MEASURED CORR TO 0% O2 CORR TO 3% O2	NO	SO2
	OIL			FLOW SCFM							FLOW SCFM							SR (CUM)								
	LOAD			TEMP (F)							TEMP (F)															
											VELOCITY (FT/SEC)															
210	08:57:15	61.1	10220	2050	0	3454	3341	3362	0	12207	2050	3454	6703	0	0	0	0	0.20	0.54	1.19	1.19	3.5	21.0	15.2	500.0	0.0
											142	523	508	0	0	0	0					0.0	25.2	18.2	360.0	0.0
0	0.0	60.8		374	0	677	674	667	686		59	70	99	0	0	0	0					3.0	21.6	15.6	308.6	0.0
K-TRON=4900 LBS/HR SLEEVE = 0.0 in IN REG= 30 (CW)DEG OUT REG = 40 DEG P WB(in)= 4.60 in H2O P WB(out)= 4.60 in H2O FURNACE P= 0.12 in H2O COAL P= 2.30 in H2O																										
MILL IN= 320 F MILL OUT= 148 F T WB(in)= 523 F T WB(out)= 508 F SAMPLE=1832 F EXIT 1=1543 F EXIT 2=1612 F EXIT 3=1649 F EXIT 4=1649 F EXIT 5= 142 F EXIT 6=1606 F EXIT(sp)= 1567 F																										
SORBENT LBS/HR= 0 SORBENT VELOCITY= 0 FT/SEC SORBENT AIR FLOW= 0 SCFM (Ca)/(S)= 0.00																										
VALID DATA POINT # 1 ELAPSED TIME, MIN 5 RECORD ON TRK 1 FILE 28																										
308	09:58:08	45.4	7593	2014	0	2368	2346	2341	0	9070	2014	2368	4687	0	0	0	0	0.27	0.58	1.19	1.19	3.5	25.0	15.0	170.0	0.0
											141	465	491	0	0	0	0					0.0	30.0	18.0	204.0	0.0
0	0.0	45.9		344	0	681	681	678	623		58	45	68	0	0	0	0					3.0	25.7	15.4	174.9	0.0
K-TRON=3700 LBS/HR SLEEVE = 0.0 in IN REG= 30 (CW)DEG OUT REG = 40 DEG P WB(in)= 2.10 in H2O P WB(out)= 2.10 in H2O FURNACE P= 0.03 in H2O COAL P= 1.90 in H2O																										
MILL IN= 288 F MILL OUT= 146 F T WB(in)= 465 F T WB(out)= 491 F SAMPLE= 901 F EXIT 1=1425 F EXIT 2=1478 F EXIT 3=1513 F EXIT 4=1503 F EXIT 5= 130 F EXIT 6=1465 F EXIT(sp)= 1473 F																										
SORBENT LBS/HR= 0 SORBENT VELOCITY= 0 FT/SEC SORBENT AIR FLOW= 0 SCFM (Ca)/(S)= 0.00 BASELINE - 45MKB W/UTAH																										
VALID DATA POINT # 2 ELAPSED TIME, MIN 6 RECORD ON TRK 1 FILE 29																										
336	10:15:35	45.1	7536	2038	0	2226	2199	2294	0	8757	2038	2226	4493	0	0	0	0	0.27	0.57	1.16	1.16	3.0	27.0	15.4	140.0	0.0
											140	449	485	0	0	0	0					0.0	31.5	18.0	163.3	0.0
0	0.0	45.9		338	0	682	681	669	620		58	41	65	0	0	0	0					3.0	27.0	15.4	140.0	0.0
K-TRON=3700 LBS/HR SLEEVE = 0.0 in IN REG= 30 (CW)DEG OUT REG = 40 DEG P WB(in)= 1.80 in H2O P WB(out)= 1.80 in H2O FURNACE P= 0.02 in H2O COAL P= 1.90 in H2O																										
MILL IN= 282 F MILL OUT= 144 F T WB(in)= 449 F T WB(out)= 485 F SAMPLE= 888 F EXIT 1=1469 F EXIT 2=1494 F EXIT 3=1533 F EXIT 4=1509 F EXIT 5= 132 F EXIT 6=1466 F EXIT(sp)= 1489 F																										
SORBENT LBS/HR= 0 SORBENT VELOCITY= 0 FT/SEC SORBENT AIR FLOW= 0 SCFM (Ca)/(S)= 0.00 EXCESS AIR																										
VALID DATA POINT # 3 ELAPSED TIME, MIN 9 RECORD ON TRK 1 FILE 30																										
363	10:32:06	45.5	7603	2017	0	2105	2077	2225	0	8424	2017	2105	4302	0	0	0	0	0.27	0.54	1.11	1.11	2.1	29.0	16.0	115.0	0.0
											140	437	481	0	0	0	0					0.0	32.2	17.8	127.8	0.0
0	0.0	45.9		345	0	681	681	669	616		58	39	62	0	0	0	0					3.0	27.6	15.2	109.5	0.0
K-TRON=3700 LBS/HR SLEEVE = 0.0 in IN REG= 30 (CW)DEG OUT REG = 40 DEG P WB(in)= 1.60 in H2O P WB(out)= 1.60 in H2O FURNACE P= 0.01 in H2O COAL P= 1.90 in H2O																										
MILL IN= 301 F MILL OUT= 143 F T WB(in)= 437 F T WB(out)= 481 F SAMPLE= 894 F EXIT 1=1488 F EXIT 2=1490 F EXIT 3=1509 F EXIT 4=1515 F EXIT 5= 133 F EXIT 6=1465 F EXIT(sp)= 1603 F																										
SORBENT LBS/HR= 0 SORBENT VELOCITY= 0 FT/SEC SORBENT AIR FLOW= 0 SCFM (Ca)/(S)= 0.00 LOW EXCESS AIR																										
VALID DATA POINT # 4 ELAPSED TIME, MIN 6 RECORD ON TRK 1 FILE 31																										
396	10:53:25	45.2	7567	2027	0	2548	2507	2492	0	9574	2027	2548	4999	0	0	0	0	0.27	0.60	1.27	1.27	4.5	23.0	14.2	200.0	0.0
											139	470	487	0	0	0	0					0.0	29.3	18.1	254.5	0.0
0	0.0	45.9		340	0	675	675	665	619		58	49	72	0	0	0	0					3.0	25.1	15.5	218.2	0.0
K-TRON=3700 LBS/HR SLEEVE = 0.0 in IN REG= 30 (CW)DEG OUT REG = 40 DEG P WB(in)= 2.30 in H2O P WB(out)= 2.30 in H2O FURNACE P= 0.04 in H2O COAL P= 1.90 in H2O																										
MILL IN= 290 F MILL OUT= 143 F T WB(in)= 470 F T WB(out)= 487 F SAMPLE= 911 F EXIT 1=1426 F EXIT 2=1477 F EXIT 3=1532 F EXIT 4=1514 F EXIT 5= 136 F EXIT 6=1477 F EXIT(sp)= 1578 F																										
SORBENT LBS/HR= 0 SORBENT VELOCITY= 0 FT/SEC SORBENT AIR FLOW= 0 SCFM (Ca)/(S)= 0.00 EXCESS AIR																										
VALID DATA POINT # 5 ELAPSED TIME, MIN 9 RECORD ON TRK 1 FILE 32																										
408	11:01:03	45.2	7554	2046	0	2851	2781	2612	0	10290	2046	2851	5393	0	0	0	0	0.27	0.65	1.36	1.36	5.7	21.0	13.0	250.0	0.0
											140	491	493	0	0	0	0					0.0	28.8	17.8	344.1	0.0
0	0.0	45.9		319	0	674	675	664	613		59	56	79	0	0	0	0					3.0	24.7	15.3	294.1	0.0
K-TRON=3700 LBS/HR SLEEVE = 0.0 in IN REG= 30 (CW)DEG OUT REG = 40 DEG P WB(in)= 2.90 in H2O P WB(out)= 2.90 in H2O FURNACE P= 0.06 in H2O COAL P= 1.90 in H2O																										
MILL IN= 280 F MILL OUT= 144 F T WB(in)= 491 F T WB(out)= 493 F SAMPLE= 922 F EXIT 1=1402 F EXIT 2=1457 F EXIT 3=1503 F EXIT 4=1467 F EXIT 5= 132 F EXIT 6=1447 F EXIT(sp)= 1555 F																										
SORBENT LBS/HR= 0 SORBENT VELOCITY= 0 FT/SEC SORBENT AIR FLOW= 0 SCFM (Ca)/(S)= 0.00 EXCESS AIR																										
VALID DATA POINT # 6 ELAPSED TIME, MIN 4 RECORD ON TRK 1 FILE 33																										

DATE : 06-12-86 TER DIA : 0
SYSTEM : LOWS INS SPREADER : DIFFUSER
BURNER : DRB 60 OFA LOCATN : NONE
FUEL : WYODAK OIL CHECK : 3.37

PT#	TIME	LOAD MBTU/HR CALC	TA SCFM	PRIM	V-2	V-3	V-4	V-7	V-6	TOTAL	PRIM	SEC1	SEC2	TER1	TER2	TER3	TER4	PRIM	SEC1	SEC2	TOTAL	O2	CO	CO2	NO	SO2
OIL (%)	LOAD	MEAS		FLOW SCFM							FLOW SCFM							SR (CUM)				MEASURED				
				TEMP (F)							TEMP (F)											CORR TO 0% O2				
											VELOCITY (FT/SEC)											CORR TO 3% O2				
511	12:03:14	60.4	9349	1810	0	3218	3105	3047	0	11180	1810	3218	6151	0	0	0	0	0.19	0.54	1.20	1.20	3.5	28.0	15.8	220.0	0.0
											143	495	490	0	0	0	0					0.0	33.6	19.0	264.0	0.0
0	0.0	65.1		988	0	665	665	655	681		52	63	89	0	0	0	0					3.0	28.8	16.3	226.3	0.0
K-TRON=6700 LBS/HR SLEEVE = 0.0 in IN REG= 30 (CW)DEG OUT REG = 40 DEG P WB(in)= 3.60 in H20 P WB(out)= 3.60 in H20 FURNACE P= 0.11 in H20 COAL P= 2.30 in H20																										
MILL IN= 131 F MILL OUT= 142 F T WB(in)= 495 F T WB(out)= 490 F SAMPLE=1039 F EXIT 1=1513 F EXIT 2=1559 F EXIT 3=1622 F EXIT 4=1606 F EXIT 5= 151 F EXIT 6=1583 F EXIT(sp)= 1682 F																										
SORBENT LBS/HR= 0 SORBENT VELOCITY= 0 FT/SEC SORBENT AIR FLOW= 0 SCFM (Ca)/(S)= 0.00 BASELINE																										
VALID DATA POINT # 7 ELAPSED TIME, MIN 5 RECORD ON TRK 1 FILE 34																										
614	13:07:34	45.8	7895	1919	0	2256	2073	2236	0	8484	1919	2256	4309	0	0	0	0	0.27	0.59	1.20	1.20	3.5	22.0	16.0	155.0	0.0
											143	444	473	0	0	0	0					0.0	26.4	19.2	186.0	0.0
0	0.0	49.6		882	0	674	676	663	580		55	42	61	0	0	0	0					3.0	22.6	16.5	159.4	0.0
K-TRON=5100 LBS/HR SLEEVE = 0.0 in IN REG= 30 (CW)DEG OUT REG = 40 DEG P WB(in)= 1.60 in H20 P WB(out)= 1.60 in H20 FURNACE P= 0.03 in H20 COAL P= 1.90 in H20																										
MILL IN= 130 F MILL OUT= 144 F T WB(in)= 444 F T WB(out)= 473 F SAMPLE= 949 F EXIT 1=1540 F EXIT 2=1538 F EXIT 3=1554 F EXIT 4=1528 F EXIT 5= 137 F EXIT 6=1490 F EXIT(sp)= 1703 F																										
SORBENT LBS/HR= 0 SORBENT VELOCITY= 0 FT/SEC SORBENT AIR FLOW= 0 SCFM (Ca)/(S)= 0.00 BASELINE - 45MKR W/WYODAK																										
VALID DATA POINT # 8 ELAPSED TIME, MIN 9 RECORD ON TRK 1 FILE 35																										
635	13:19:34	49.3	7634	1900	0	1917	1844	2081	0	7742	1900	1917	3925	0	0	0	0	0.25	0.50	1.01	1.01	3.3	500.0	19.2	80.0	0.0
											143	489	471	0	0	0	0					0.0	507.2	19.5	81.2	0.0
0	0.0	49.6		814	0	673	678	664	571		55	34	56	0	0	0	0					3.0	454.8	16.7	69.6	0.0
K-TRON=5100 LBS/HR SLEEVE = 0.0 in IN REG= 30 (CW)DEG OUT REG = 40 DEG P WB(in)= 1.10 in H20 P WB(out)= 1.10 in H20 FURNACE P= 0.01 in H20 COAL P= 1.90 in H20																										
MILL IN= 119 F MILL OUT= 144 F T WB(in)= 489 F T WB(out)= 471 F SAMPLE= 945 F EXIT 1=1571 F EXIT 2=1556 F EXIT 3=1555 F EXIT 4=1582 F EXIT 5= 138 F EXIT 6=1546 F EXIT(sp)= 1761 F																										
SORBENT LBS/HR= 0 SORBENT VELOCITY= 0 FT/SEC SORBENT AIR FLOW= 0 SCFM (Ca)/(S)= 0.00 LOWEST EXCESS AIR																										
VALID DATA POINT # 9 ELAPSED TIME, MIN 5 RECORD ON TRK 1 FILE 36																										
655	13:35:45	46.6	7218	1906	0	2175	2110	2203	0	8395	1906	2175	4314	0	0	0	0	0.26	0.57	1.16	1.16	3.0	26.8	16.0	145.0	0.0
											142	440	469	0	0	0	0					0.0	30.3	18.7	169.2	0.0
0	0.0	49.6		864	0	674	676	663	579		55	40	61	0	0	0	0					3.0	26.0	16.0	145.0	0.0
K-TRON=5100 LBS/HR SLEEVE = 0.0 in IN REG= 30 (CW)DEG OUT REG = 40 DEG P WB(in)= 1.50 in H20 P WB(out)= 1.50 in H20 FURNACE P= 0.02 in H20 COAL P= 1.90 in H20																										
MILL IN= 123 F MILL OUT= 143 F T WB(in)= 440 F T WB(out)= 469 F SAMPLE= 945 F EXIT 1=1504 F EXIT 2=1497 F EXIT 3=1523 F EXIT 4=1503 F EXIT 5= 141 F EXIT 6=1459 F EXIT(sp)= 1647 F																										
SORBENT LBS/HR= 0 SORBENT VELOCITY= 0 FT/SEC SORBENT AIR FLOW= 0 SCFM (Ca)/(S)= 0.00																										
VALID DATA POINT # 10 ELAPSED TIME, MIN 8 RECORD ON TRK 1 FILE 37																										
667	13:45:18	47.0	7282	1884	0	2038	1958	2153	0	8033	1884	2038	4111	0	0	0	0	0.26	0.54	1.10	1.10	2.0	27.0	17.0	130.0	0.0
											142	428	470	0	0	0	0					0.0	29.8	18.8	143.7	0.0
0	0.0	49.6		867	0	676	677	664	578		54	37	58	0	0	0	0					3.0	25.6	16.1	123.2	0.0
K-TRON=5100 LBS/HR SLEEVE = 0.0 in IN REG= 30 (CW)DEG OUT REG = 40 DEG P WB(in)= 1.40 in H20 P WB(out)= 1.40 in H20 FURNACE P= 0.02 in H20 COAL P= 1.90 in H20																										
MILL IN= 127 F MILL OUT= 143 F T WB(in)= 428 F T WB(out)= 470 F SAMPLE= 946 F EXIT 1=1556 F EXIT 2=1539 F EXIT 3=1528 F EXIT 4=1543 F EXIT 5= 143 F EXIT 6=1495 F EXIT(sp)= 1726 F																										
SORBENT LBS/HR= 0 SORBENT VELOCITY= 0 FT/SEC SORBENT AIR FLOW= 0 SCFM (Ca)/(S)= 0.00 EXCESS AIR																										
VALID DATA POINT # 11 ELAPSED TIME, MIN 5 RECORD ON TRK 1 FILE 38																										
671	13:49:41	45.7	7079	1907	0	2230	2160	2216	0	8513	1907	2230	4376	0	0	0	0	0.27	0.58	1.20	1.20	3.6	25.0	15.6	155.0	0.0
											142	445	472	0	0	0	0					0.0	30.2	18.8	187.1	0.0
0	0.0	49.6		887	0	677	678	665	582		55	41	62	0	0	0	0					3.0	25.9	16.1	160.3	0.0
K-TRON=5100 LBS/HR SLEEVE = 0.0 in IN REG= 30 (CW)DEG OUT REG = 40 DEG P WB(in)= 1.60 in H20 P WB(out)= 1.60 in H20 FURNACE P= 0.04 in H20 COAL P= 1.90 in H20																										
MILL IN= 134 F MILL OUT= 143 F T WB(in)= 445 F T WB(out)= 472 F SAMPLE= 932 F EXIT 1=1487 F EXIT 2=1495 F EXIT 3=1513 F EXIT 4=1491 F EXIT 5= 141 F EXIT 6=1446 F EXIT(sp)= 1696 F																										
SORBENT LBS/HR= 0 SORBENT VELOCITY= 0 FT/SEC SORBENT AIR FLOW= 0 SCFM (Ca)/(S)= 0.00 BASELINE																										
VALID DATA POINT # 12 ELAPSED TIME, MIN 2 RECORD ON TRK 1 FILE 39																										

DATE : 06-17-86 | TER DIA : 0
SYSTEM : LOWS JNS | SPREADER : DEFUSER
BURNER : DRB 60 | OFA LOCATN : NONE
FUEL : WYODAK | OIL CHECK : 3.37

PT#	TIME	LOAD MBTU/HR CALC	TA SCFM	PRIM	V-2	V-3	V-4	V-7	V-6	TOTAL	PRIM	SEC1	SEC2	TER1	TER2	TER3	TER4	PRIM	SEC1	SEC2	TOTAL	O2	CO	NO2	NO	SO2
OIL				FLOW SCFM							FLOW SCFM							SR (CUM)				MEASURED				
(%)	LOAD	MEAS		TEMP (F)							TEMP (F)											CORR TO 0% O2				
											VELOCITY (FT/SEC)											CORR TO 3% O2				
698	14:01:34	46.4	7187	1870	0	2401	2311	2311	0	8893	1870	2401	4622	0	0	0	0	0.26	0.59	1.24	1.24	4.1	21.0	15.2	185.8	0.0
											142	460	460	0	0	0	0					0.0	26.1	18.9	249.9	0.0
0	0.0	49.6		890	0	674	676	663	586		54	45	66	0	0	0	0					3.0	22.4	16.2	197.0	0.0

K-TRON=5100 LBS/HR SLEEVE = 0.0 in IN REG= 30 (CW)DEG OUT REG = 40 DEG P WB(in)= 1.90 in H20 P WB(out)= 1.90 in H20 FURNACE P= 0.04 in H20 COAL P= 1.90 in H20
MILL IN= 127 F MILL OUT= 144 F T WB(in)= 460 F T WB(out)= 488 F SAMPLE= 939 F EXIT 1=1468 F EXIT 2=1489 F EXIT 3=1514 F EXIT 4=1494 F EXIT 5= 142 F EXIT 6=1459 F EXIT(sp)= 1597 F
SORBENT LBS/HR= 0 SORBENT VELOCITY= 0 FT/SEC SORBENT AIR FLOW= 0 SCFM [Ca]/[S]= 0.00
VALID DATA POINT # 13 ELAPSED TIME, MIN 6 RECORD ON TRK 1 FILE 40

PT#	TIME	LOAD MBTU/HR CALC	TA SCFM	PRIM	V-2	V-3	V-4	V-7	V-6	TOTAL	PRIM	SEC1	SEC2	TER1	TER2	TER3	TER4	PRIM	SEC1	SEC2	TOTAL	O2	CO	NO2	NO	SO2
OIL				FLOW SCFM							FLOW SCFM							SR (CUM)				MEASURED				
(%)	LOAD	MEAS		TEMP (F)							TEMP (F)											CORR TO 0% O2				
											VELOCITY (FT/SEC)											CORR TO 3% O2				
706	14:12:32	47.0	7288	1887	0	2544	2448	2355	0	9233	1887	2544	4803	0	0	0	0	0.26	0.61	1.27	1.27	4.5	21.0	15.0	196.0	0.0
											142	474	485	0	0	0	0					0.0	26.7	19.1	241.8	0.0
0	0.0	49.6		874	0	672	675	663	584		54	49	69	0	0	0	0					3.0	22.9	16.4	207.3	0.0

K-TRON=5100 LBS/HR SLEEVE = 0.0 in IN REG= 30 (CW)DEG OUT REG = 40 DEG P WB(in)= 2.10 in H20 P WB(out)= 2.10 in H20 FURNACE P= 0.01 in H20 COAL P= 1.90 in H20
MILL IN= 692 F MILL OUT= 144 F T WB(in)= 474 F T WB(out)= 485 F SAMPLE= 947 F EXIT 1=1462 F EXIT 2=1507 F EXIT 3=1537 F EXIT 4=1510 F EXIT 5= 148 F EXIT 6=1483 F EXIT(sp)= 1579 F
SORBENT LBS/HR= 0 SORBENT VELOCITY= 0 FT/SEC SORBENT AIR FLOW= 0 SCFM [Ca]/[S]= 0.00 EXCESS AIR
VALID DATA POINT # 14 ELAPSED TIME, MIN 5 RECORD ON TRK 1 FILE 41

PT#	TIME	LOAD MBTU/HR CALC	TA SCFM	PRIM	V-2	V-3	V-4	V-7	V-6	TOTAL	PRIM	SEC1	SEC2	TER1	TER2	TER3	TER4	PRIM	SEC1	SEC2	TOTAL	O2	CO	NO2	NO	SO2
OIL				FLOW SCFM							FLOW SCFM							SR (CUM)				MEASURED				
(%)	LOAD	MEAS		TEMP (F)							TEMP (F)											CORR TO 0% O2				
											VELOCITY (FT/SEC)											CORR TO 3% O2				
716	14:19:41	46.0	7123	1909	0	2650	2568	2408	0	9536	1909	2650	4977	0	0	0	0	0.27	0.64	1.34	1.34	5.4	22.0	14.0	230.0	0.0
											142	472	485	0	0	0	0					0.0	29.6	18.8	309.6	0.0
0	0.0	49.6		891	0	671	672	662	587		55	51	72	0	0	0	0					3.0	25.4	16.2	265.4	0.0

K-TRON=5100 LBS/HR SLEEVE = 0.0 in IN REG= 30 (CW)DEG OUT REG = 40 DEG P WB(in)= 2.40 in H20 P WB(out)= 2.40 in H20 FURNACE P= 0.07 in H20 COAL P= 1.90 in H20
MILL IN= 716 F MILL OUT= 144 F T WB(in)= 477 F T WB(out)= 485 F SAMPLE= 952 F EXIT 1=1405 F EXIT 2=1467 F EXIT 3=1514 F EXIT 4=1487 F EXIT 5= 137 F EXIT 6=1464 F EXIT(sp)= 1547 F
SORBENT LBS/HR= 0 SORBENT VELOCITY= 0 FT/SEC SORBENT AIR FLOW= 0 SCFM [Ca]/[S]= 0.00 EXCESS AIR
VALID DATA POINT # 15 ELAPSED TIME, MIN 5 RECORD ON TRK 1 FILE 42

APPENDIX B.3

60×10^6 DMB VALID DATA SUMMARY

Reproduced from
best available copy.

DATE	10-02-84	TER DTA	10
SYSTEM	LWSB	SPREADER	IMPELLER
BURNER	DMB 60	OFA LOCATN	NONE
FUEL	UTAH10	OIL CHECK	6.60

PT#	TIME	LOAD OIL (%)	LOAD	HBTU/HR CALC	HBTU/HR MEAS	TA SCFM	PRIM	V-2	V-3	V-4	V-5	TOTAL	PRIM	SEC1	SEC2	TER1	TER2	TER3	TER4	PRIM	SEC1	SEC2	TOTAL	O2	CO	CO2	NO	SO2
							FLOW SCFM						FLOW SCFM							SR (CUM)				MEASURED				
							TEMP (F)						TEMP (F)											CORR TO 0% O2				
													VELOCITY (FT/SEC)											CORR TO 3% O2				
233	10:57:55	57.9	9747				2430	1510	2968	3388	1746	12042	2430	3388	2968	755	755	873	873	0.25	0.60	0.90	1.24	4.1	63.0	14.2	525.0	0.0
													152	547	557	481	510	545	506					0.0	78.3	17.6	652.4	0.0
0	0.0	70.7					432	660	673	677	649		105	101	89	73	75	86	86					3.0	67.1	15.1	559.2	0.0
K-TRON=5700 LBS/HR			SLEEVE =	0 in		IN REG=	50 DEG		OUT REG =	30 DEG		SPREADER =	0 IN		P WB(in)=	16.00	in H2O		P WB(out)=	14.00	in H2O		FURNACE P=	0.03	in H2O		COAL P=	3.50	in H2O
MILL IN=	327 F	MILL OUT=	164 F	T WB(in)=	547 F	T WB(out)=	557 F		EXIT 1=1323 F				EXIT 2=1371 F				EXIT 3=1326 F				EXIT 4=1339 F			EXIT(sp)=	1418 F		OFA(sp)=	0 F
SORBENT LBS/HR=	0		SORBENT VELOCITY=	0 FT/SEC		SORBENT AIR FLOW=	0 SCFM		[Ca]/[S]=	0.00		UNSTAGED-REGISTER ADJUSTMENT																
VALID DATA POINT 0	1	ELAPSED TIME, MIN	7	RECORD ON TAK	0	FILE	1																					
268	11:17:37	58.7	9875				2413	2347	2854	2314	2343	12271	2413	2314	2854	1174	1174	1172	1172	0.24	0.48	0.77	1.24	4.2	60.0	14.2	445.0	0.0
													150	546	570	539	545	537	533					0.0	75.0	17.8	556.3	0.0
0	0.0	70.7					434	691	692	694	674		104	69	88	120	121	120	119					3.0	64.3	15.2	476.8	0.0
K-TRON=5700 LBS/HR			SLEEVE =	0 in		IN REG=	30 DEG		OUT REG =	30 DEG		SPREADER =	0 IN		P WB(in)=	16.00	in H2O		P WB(out)=	15.00	in H2O		FURNACE P=	0.03	in H2O		COAL P=	3.50	in H2O
MILL IN=	313 F	MILL OUT=	163 F	T WB(in)=	546 F	T WB(out)=	570 F		EXIT 1=1328 F				EXIT 2=1381 F				EXIT 3=1305 F				EXIT 4=1321 F			EXIT(sp)=	1362 F		OFA(sp)=	0 F
SORBENT LBS/HR=	0		SORBENT VELOCITY=	0 FT/SEC		SORBENT AIR FLOW=	0 SCFM		[Ca]/[S]=	0.00		REGISTER ADJUSTMENT																
VALID DATA POINT 0	2	ELAPSED TIME, MIN	6	RECORD ON TAK	0	FILE	2																					
306	11:44:30	59.7	10047				2344	2693	2815	1653	2627	12132	2344	1653	2815	1347	1347	1313	1313	0.23	0.48	0.68	1.21	3.7	55.0	14.6	250.0	0.0
													153	548	559	560	564	568	558					0.0	66.0	17.7	383.5	0.0
0	0.0	70.7					424	708	706	703	693		101	49	85	141	141	138	137					3.0	57.2	15.2	260.1	0.0
K-TRON=5700 LBS/HR			SLEEVE =	0 in		IN REG=	10 DEG		OUT REG =	30 DEG		SPREADER =	0 IN		P WB(in)=	17.00	in H2O		P WB(out)=	15.00	in H2O		FURNACE P=	0.04	in H2O		COAL P=	3.50	in H2O
MILL IN=	322 F	MILL OUT=	166 F	T WB(in)=	548 F	T WB(out)=	559 F		EXIT 1=1315 F				EXIT 2=1374 F				EXIT 3=1330 F				EXIT 4=1356 F			EXIT(sp)=	1465 F		OFA(sp)=	0 F
SORBENT LBS/HR=	0		SORBENT VELOCITY=	0 FT/SEC		SORBENT AIR FLOW=	0 SCFM		[Ca]/[S]=	0.00		REGISTER ADJUSTMENT																
VALID DATA POINT 0	3	ELAPSED TIME, MIN	6	RECORD ON TAK	0	FILE	3																					
346	12:10:26	61.5	10356				2377	1843	2998	3859	1791	12868	2377	3859	2998	922	922	896	896	0.23	0.60	0.89	1.24	4.2	55.0	14.2	620.0	0.0
													147	585	587	536	550	537	537					0.0	68.0	17.8	775.0	0.0
0	0.0	70.7					392	699	704	711	685		102	119	93	94	95	92	91					3.0	58.9	15.2	664.3	0.0
K-TRON=5700 LBS/HR			SLEEVE =	0 in		IN REG=	70 DEG		OUT REG =	30 DEG		SPREADER =	0 IN		P WB(in)=	6.50	in H2O		P WB(out)=	14.00	in H2O		FURNACE P=	0.05	in H2O		COAL P=	4.10	in H2O
MILL IN=	294 F	MILL OUT=	158 F	T WB(in)=	585 F	T WB(out)=	587 F		EXIT 1=1361 F				EXIT 2=1423 F				EXIT 3=1366 F				EXIT 4=1384 F			EXIT(sp)=	1580 F		OFA(sp)=	0 F
SORBENT LBS/HR=	0		SORBENT VELOCITY=	0 FT/SEC		SORBENT AIR FLOW=	0 SCFM		[Ca]/[S]=	0.00		REGISTER ADJUSTMENT																
VALID DATA POINT 0	4	ELAPSED TIME, MIN	6	RECORD ON TAK	0	FILE	4																					
382	12:31:26	59.9	10483				2412	1663	3069	3529	1572	12245	2412	3529	3069	831	831	786	786	0.24	0.59	0.89	1.21	3.8	50.0	14.4	540.0	0.0
													146	574	580	522	534	528	527					0.0	61.0	17.6	659.3	0.0
0	0.0	70.7					383	695	706	713	682		103	100	94	84	85	79	80					3.0	52.3	15.1	565.1	0.0
K-TRON=5700 LBS/HR			SLEEVE =	0 in		IN REG=	120 DEG		OUT REG =	30 DEG		SPREADER =	0 IN		P WB(in)=	4.00	in H2O		P WB(out)=	14.50	in H2O		FURNACE P=	0.05	in H2O		COAL P=	3.00	in H2O
MILL IN=	283 F	MILL OUT=	157 F	T WB(in)=	574 F	T WB(out)=	580 F		EXIT 1=1344 F				EXIT 2=1374 F				EXIT 3=1332 F				EXIT 4=1369 F			EXIT(sp)=	1441 F		OFA(sp)=	0 F
SORBENT LBS/HR=	0		SORBENT VELOCITY=	0 FT/SEC		SORBENT AIR FLOW=	0 SCFM		[Ca]/[S]=	0.00		REGISTER ADJUSTMENT																
VALID DATA POINT 0	5	ELAPSED TIME, MIN	5	RECORD ON TAK	0	FILE	5																					
413	12:53:11	59.3	9984				2458	1910	3016	3486	1911	12782	2458	3486	3016	955	955	956	956	0.25	0.59	0.89	1.27	4.6	50.0	13.6	510.0	0.0
													147	524	523	483	494	493	488					0.0	64.0	17.4	653.0	0.0
0	0.0	70.7					403	621	628	627	616		105	99	88	92	93	93	93					3.0	54.9	14.9	559.8	0.0
K-TRON=5700 LBS/HR			SLEEVE =	0 in		IN REG=	150 DEG		OUT REG =	30 DEG		SPREADER =	0 IN		P WB(in)=	7.00	in H2O		P WB(out)=	14.00	in H2O		FURNACE P=	0.07	in H2O		COAL P=	2.00	in H2O
MILL IN=	304 F	MILL OUT=	161 F	T WB(in)=	524 F	T WB(out)=	523 F		EXIT 1=1343 F				EXIT 2=1376 F				EXIT 3=1352 F				EXIT 4=1375 F			EXIT(sp)=	1474 F		OFA(sp)=	0 F
SORBENT LBS/HR=	0		SORBENT VELOCITY=	0 FT/SEC		SORBENT AIR FLOW=	0 SCFM		[Ca]/[S]=	0.00		REGISTER ADJUSTMENT																
VALID DATA POINT 0	6	ELAPSED TIME, MIN	7	RECORD ON TAK	0	FILE	6																					

DATE	10-02-84	TER DIA	10
SYSTEM	LOWS	SPREADER	IMPELLER
BURNER	DMB 60	OFA LOCATN	NONE
FUEL	UTAH10	OIL CHECK	6.66

PT#	TIME	LOAD MBTU/HR CALC	TA SCFM	PRIM	V-2	V-3	V-4	V-5	TOTAL	PRIM	SEC1	SEC2	TER1	TER2	TER3	TER4	PRIM	SEC1	SEC2	TOTAL	O2	CO	CO2	NO	SO2
				FLOW SCFM						FLOW SCFM							SR (CUM)				MEASURED				
OIL										TEMP (F)											CORR TO 02 01				
(%)	LOAD	MEAS					TEMP (F)			VELOCITY (FT/SEC)											CORR TO 3% 02				
489	13:40:23	58.4	9832	2493	2032	3035	2739	1991	12289	2493	2739	3035	1016	1016	995	995	0.25	0.53	0.84	1.25	4.3	55.0	14.6	505.0	360.0
										145	498	524	478	494	478	475					0.0	69.2	18.4	635.0	452.7
0	0.0	70.7		378	626	634	633	689		186	78	88	98	99	96	95					3.0	59.3	15.7	544.3	388.0
K-TRON=5700 LBS/HR			SLEEVE = 0 in	IN REG= 170 DEG			OUT REG = 30 DEG			SPREADER = 0 IN			P WB(in)= 11.50 in H20			P WB(out)= 14.50 in H20			FURNACE P= 0.04 in H20			COAL P= 4.00 in H20		
MILL IN= 298 F		MILL OUT= 155 F		T WB(in)= 498 F			T WB(out)= 524 F			EXIT 1=1332 F			EXIT 2=1382 F			EXIT 3=1330 F			EXIT 4=1351 F			EXIT(sp)= 1446 F			OFA(sp)= 0 F
SORBENT LBS/HR= 0		SORBENT VELOCITY= 0 FT/SEC			SORBENT AIR FLOW= 0 SCFM					(Ca)/(S)= 0.00			REGISTER ADJUSTMENT												
VALID DATA POINT 0 7		ELAPSED TIME, MIN 6			RECORD ON TAE 0				FILE 7																
522	13:59:23	57.9	9748	2484	1855	3065	2919	1861	12183	2484	2919	3065	927	927	930	930	0.25	0.55	0.87	1.25	4.3	53.0	14.4	515.0	400.0
										146	471	491	446	458	447	447					0.0	66.6	18.1	647.6	503.0
0	0.0	70.7		377	578	589	589	568		186	88	86	86	87	87	86					3.0	57.1	15.5	555.1	431.1
K-TRON=5700 LBS/HR			SLEEVE = 0 in	IN REG= 40 DEG			OUT REG = 30 DEG			SPREADER = 0 IN			P WB(in)= 11.00 in H20			P WB(out)= 15.00 in H20			FURNACE P= 0.04 in H20			COAL P= 4.00 in H20		
MILL IN= 278 F		MILL OUT= 157 F		T WB(in)= 471 F			T WB(out)= 491 F			EXIT 1=1341 F			EXIT 2=1412 F			EXIT 3=1343 F			EXIT 4=1360 F			EXIT(sp)= 1448 F			OFA(sp)= 0 F
SORBENT LBS/HR= 0		SORBENT VELOCITY= 0 FT/SEC			SORBENT AIR FLOW= 0 SCFM					(Ca)/(S)= 0.00			REGISTER ADJUSTMENT												
VALID DATA POINT 0 8		ELAPSED TIME, MIN 6			RECORD ON TAE 0				FILE 8																
556	14:21:48	58.2	9786	2437	2163	2307	3038	2076	12020	2437	3038	2307	1081	1081	1038	1038	0.25	0.56	0.80	1.23	4.0	60.0	14.8	470.0	480.0
										146	509	503	494	499	486	486					0.0	74.1	18.3	580.6	494.1
0	0.0	70.7		383	630	630	636	612		184	87	66	106	106	101	101					3.0	63.5	15.7	497.6	423.5
K-TRON=5700 LBS/HR			SLEEVE = 0 in	IN REG= 40 DEG			OUT REG = 10 DEG			SPREADER = 0 IN			P WB(in)= 12.00 in H20			P WB(out)= 15.50 in H20			FURNACE P= 0.03 in H20			COAL P= 4.00 in H20		
MILL IN= 289 F		MILL OUT= 158 F		T WB(in)= 509 F			T WB(out)= 503 F			EXIT 1=1367 F			EXIT 2=1432 F			EXIT 3=1378 F			EXIT 4=1398 F			EXIT(sp)= 1484 F			OFA(sp)= 0 F
SORBENT LBS/HR= 0		SORBENT VELOCITY= 0 FT/SEC			SORBENT AIR FLOW= 0 SCFM					(Ca)/(S)= 0.00			OUTER REGISTER ADJUSTMENT												
VALID DATA POINT 0 9		ELAPSED TIME, MIN 6			RECORD ON TAE 0				FILE 9																
593	14:41:23	58.7	9872	2459	1983	3157	3004	1665	12267	2459	3004	3157	991	991	832	832	0.25	0.55	0.87	1.24	4.2	55.0	14.6	530.0	380.0
										145	489	502	467	477	448	454					0.0	68.8	18.3	662.5	475.0
0	0.0	70.7		380	594	598	600	579		185	84	90	94	95	78	78					3.0	58.9	15.6	567.9	407.1
K-TRON=5700 LBS/HR			SLEEVE = 0 in	IN REG= 40 DEG			OUT REG = 50 DEG			SPREADER = 0 IN			P WB(in)= 10.00 in H20			P WB(out)= 14.00 in H20			FURNACE P= 0.04 in H20			COAL P= 4.00 in H20		
MILL IN= 359 F		MILL OUT= 157 F		T WB(in)= 489 F			T WB(out)= 502 F			EXIT 1=1359 F			EXIT 2=1412 F			EXIT 3=1364 F			EXIT 4=1382 F			EXIT(sp)= 1476 F			OFA(sp)= 0 F
SORBENT LBS/HR= 0		SORBENT VELOCITY= 0 FT/SEC			SORBENT AIR FLOW= 0 SCFM					(Ca)/(S)= 0.00			OUTER REGISTER ADJUSTMENT												
VALID DATA POINT 0 10		ELAPSED TIME, MIN 8			RECORD ON TAE 0				FILE 10																
627	15:06:02	57.7	9715	2528	1797	3002	3208	1679	12213	2528	3208	3002	898	898	840	840	0.26	0.59	0.90	1.26	4.4	55.0	14.2	540.0	400.0
										146	522	537	488	499	473	480					0.0	69.6	18.0	683.1	506.0
0	0.0	67.0		379	637	648	650	620		188	93	88	87	88	80	81					3.0	59.6	15.4	585.5	433.7
K-TRON=5400 LBS/HR			SLEEVE = 0 in	IN REG= 40 DEG			OUT REG = 30 DEG			SPREADER = 0 IN			P WB(in)= 13.00 in H20			P WB(out)= 14.50 in H20			FURNACE P= 0.04 in H20			COAL P= 4.00 in H20		
MILL IN= 298 F		MILL OUT= 158 F		T WB(in)= 522 F			T WB(out)= 537 F			EXIT 1=1330 F			EXIT 2=1376 F			EXIT 3=1328 F			EXIT 4=1337 F			EXIT(sp)= 1437 F			OFA(sp)= 0 F
SORBENT LBS/HR= 0		SORBENT VELOCITY= 0 FT/SEC			SORBENT AIR FLOW= 0 SCFM					(Ca)/(S)= 0.00			BASELINE-UNSTAGED												
VALID DATA POINT 0 11		ELAPSED TIME, MIN 7			RECORD ON TAE 0				FILE 11																
651	15:23:04	58.0	9754	2616	1549	3020	3011	1322	11518	2616	3011	3020	774	774	661	661	0.27	0.58	0.89	1.18	3.3	55.0	15.0	515.0	400.0
										146	524	541	463	492	459	476					0.0	65.3	17.8	611.0	474.6
0	0.0	67.0		370	636	648	650	619		112	88	89	73	76	62	63					3.0	55.9	15.3	523.7	406.8
K-TRON=5400 LBS/HR			SLEEVE = 0 in	IN REG= 40 DEG			OUT REG = 30 DEG			SPREADER = 0 IN			P WB(in)= 12.00 in H20			P WB(out)= 15.00 in H20			FURNACE P= 0.03 in H20			COAL P= 3.00 in H20		
MILL IN= 285 F		MILL OUT= 154 F		T WB(in)= 524 F			T WB(out)= 541 F			EXIT 1=1348 F			EXIT 2=1401 F			EXIT 3=1345 F			EXIT 4=1369 F			EXIT(sp)= 1468 F			OFA(sp)= 0 F
SORBENT LBS/HR= 0		SORBENT VELOCITY= 0 FT/SEC			SORBENT AIR FLOW= 0 SCFM					(Ca)/(S)= 0.00			EXCESS AIR CURVE												
VALID DATA POINT 0 12		ELAPSED TIME, MIN 6			RECORD ON TAE 0				FILE 12																

DATE	10-02-84	TER DIA	10
SYSTEM	LWS	SPREADER	IMPELLER
BURNER	DMB 60	OFA LOCATN	NONE
FUEL	UTAH10	OIL CHECK	6.68

PT#	TIME	LOAD MBTU/HR CALC MEAS	TA SCFM	PRIM	V-2	V-3	V-4	V-5	TOTAL	PRIM	SEC1	SEC2	TER1	TER2	TER3	TER4	PRIM	SEC1	SEC2	TOTAL	O2	CO	CO2 MEASURED CORR TO 0% O2 CORR TO 3% O2	NO	SO2
	OIL (%)	LOAD		FLOW SCFM TEMP (F)						FLOW SCFM TEMP (F) VELOCITY (FT/SEC)							SR (COM)								
661	15:30:15	57.4	9666	2527	1160	3020	2916	1238	10876	2527	2916	3028	584	584	619	619	0.26	0.56	0.88	1.13	2.4	60.0	16.0	538.0	440.0
										145	524	541	453	474	447	470					0.0	67.7	18.1	598.4	496.8
0	0.0	67.0		375	631	648	650	617		108	85	90	55	56	58	59					3.0	58.1	15.5	512.9	425.8
E-TRON=5400 LBS/HR SLEEVE = 0 in IN REG= 40 DEG OUT REG = 30 DEG SPREADER = 0 IN P WB(in)= 11.00 in H20 P WB(out)= 15.00 in H20 FURNACE P= 0.03 in H20 COAL P= 3.00 in H20																									
MILL IN= 280 F MILL OUT= 153 F T WB(in)= 524 F T WB(out)= 541 F EXIT 1=1347 F EXIT 2=1403 F EXIT 3=1360 F EXIT 4=1366 F EXIT(sp)= 1449 F OFA(sp)= 0 F																									
SORBENT LBS/HR= 0 SORBENT VELOCITY= 0 FT/SEC SORBENT AIR FLOW= 0 SCFM (Ca)/(S)= 0.00 EXCESS AIR CURVE																									
VALID DATA POINT # 13 ELAPSED TIME, MIN 5 RECORD ON TRK 0 FILE 13																									
676	15:39:47	58.9	9986	2466	1153	3051	2686	1030	10387	2466	2686	3051	577	577	515	515	0.25	0.52	0.83	1.05	1.0	98.0	17.0	398.0	600.0
										144	515	539	447	469	445	453					0.0	94.5	17.9	489.5	630.0
0	0.0	67.0		380	630	648	649	613		105	77	90	54	55	48	48					3.0	81.0	15.3	351.0	540.0
E-TRON=5400 LBS/HR SLEEVE = 0 in IN REG= 40 DEG OUT REG = 30 DEG SPREADER = 0 IN P WB(in)= 11.00 in H20 P WB(out)= 15.00 in H20 FURNACE P= 0.03 in H20 COAL P= 3.00 in H20																									
MILL IN= 280 F MILL OUT= 155 F T WB(in)= 515 F T WB(out)= 539 F EXIT 1=1349 F EXIT 2=1397 F EXIT 3=1373 F EXIT 4=1366 F EXIT(sp)= 290 F OFA(sp)= 0 F																									
SORBENT LBS/HR= 0 SORBENT VELOCITY= 0 FT/SEC SORBENT AIR FLOW= 0 SCFM (Ca)/(S)= 0.00 MIN. EXCESS AIR																									
VALID DATA POINT # 14 ELAPSED TIME, MIN 5 RECORD ON TRK 0 FILE 14																									
696	15:53:56	60.2	10133	2483	2692	2877	3342	2492	13885	2483	3342	2877	1346	1346	1246	1246	0.24	0.57	0.86	1.37	5.8	65.0	13.0	558.0	340.0
										145	521	529	508	502	505	498					0.0	89.8	18.0	759.9	469.7
0	0.0	67.0		379	635	635	642	625		106	97	84	132	133	123	122					3.0	77.0	15.4	651.3	402.6
E-TRON=5400 LBS/HR SLEEVE = 0 in IN REG= 40 DEG OUT REG = 30 DEG SPREADER = 0 IN P WB(in)= 14.50 in H20 P WB(out)= 14.80 in H20 FURNACE P= 0.07 in H20 COAL P= 4.00 in H20																									
MILL IN= 290 F MILL OUT= 155 F T WB(in)= 521 F T WB(out)= 529 F EXIT 1=1338 F EXIT 2=1394 F EXIT 3=1355 F EXIT 4=1376 F EXIT(sp)= 386 F OFA(sp)= 0 F																									
SORBENT LBS/HR= 0 SORBENT VELOCITY= 0 FT/SEC SORBENT AIR FLOW= 0 SCFM (Ca)/(S)= 0.00 EXCESS AIR																									
VALID DATA POINT # 15 ELAPSED TIME, MIN 6 RECORD ON TRK 0 FILE 15																									
707	16:08:19	59.6	10034	2490	2484	2894	3382	2472	13322	2490	3382	2894	1242	1242	1036	1036	0.25	0.59	0.87	1.33	5.3	60.0	13.6	570.0	340.0
										146	521	531	499	514	500	496					0.0	80.3	18.2	762.4	454.8
0	0.0	67.0		379	633	634	641	622		106	98	85	122	123	102	101					3.0	68.8	15.6	653.5	389.8
E-TRON=5400 LBS/HR SLEEVE = 0 in IN REG= 40 DEG OUT REG = 30 DEG SPREADER = 0 IN P WB(in)= 14.50 in H20 P WB(out)= 14.50 in H20 FURNACE P= 0.06 in H20 COAL P= 4.00 in H20																									
MILL IN= 289 F MILL OUT= 155 F T WB(in)= 521 F T WB(out)= 531 F EXIT 1=1331 F EXIT 2=1391 F EXIT 3=1352 F EXIT 4=1374 F EXIT(sp)= 381 F OFA(sp)= 0 F																									
SORBENT LBS/HR= 0 SORBENT VELOCITY= 0 FT/SEC SORBENT AIR FLOW= 0 SCFM (Ca)/(S)= 0.00 EXCESS AIR																									
VALID DATA POINT # 16 ELAPSED TIME, MIN 7 RECORD ON TRK 0 FILE 16																									

DATE	: 10-03-84		TER DIA	: 10	
SYSTEM	: LWB		SPREADER	: IMPELLER	
BURNER	: DMB 60		OFA LOCATN	: NONE	
FUEL	: UTAH10		OIL CHECK	: 4.70	

PT#	TIME	LOAD OTL (%)	LOAD MBTU/HR CALC	LOAD MBTU/HR MEAS	TA SCFM	PRIM FLOW SCFM / TEMP (F)	V-2	V-3	V-4	V-5	TOTAL	PRIM VELOCITY (FT/SEC)	SEC1	SEC2	TER1	TER2	TER3	TER4	PRIM SR (CUM)	SEC1	SEC2	TOTAL	O2 MEASURED / CORR TO 0% O2 / CORR TO 3% O2	CO	CO2	NO	SO2
195	11:02:39	57.7	9711			2424	1871	2910	3314	1548	12067	2424	3314	2910	935	935	774	774	0.25	0.59	0.89	1.24	4.2	55.0	14.4	510.0	400.0
												153	531	546	504	517	487	495					0.0	68.0	18.0	637.5	500.0
0	0.0	70.7				462	647	652	655	632		105	97	87	92	94	75	76					3.0	58.9	15.4	546.4	428.6
K-TRON=5700 LBS/HR		SLEEVE = 0 in		IN REG= 40 DEG		OUT REG = 30 DEG		SPREADER = 0 IN		P WB(in)= 15.00 in H2O		P WB(out)= 15.00 in H2O		FURNACE P= 0.04 in H2O		COAL P= 3.80 in H2O											
MILL IN= 344 F		MILL OUT= 164 F		T WB(in)= 531 F		T WB(out)= 546 F		EXIT 1=1330 F		EXIT 2=1385 F		EXIT 3=1338 F		EXIT 4=1360 F		EXIT(sp)= 1366 F		OFA(sp)= 0 F									
SORBENT LBS/HR= 0		SORBENT VELOCITY= 0 FT/SEC		SORBENT AIR FLOW= 0 SCFM		[Ca]/[S]= 0.00		BASELINE-UNSTAGED																			
VALID DATA POINT # 1		ELAPSED TIME, MIN 7		RECORD ON TRK 0		FILE 17																					
265	11:43:26	58.3	9812			2477	2684	2452	2262	2684	12558	2477	2262	2452	1342	1342	1342	1342	0.25	0.48	0.73	1.20	4.7	55.0	14.2	430.0	400.0
												151	496	527	515	519	525	518					0.0	70.9	18.3	554.0	515.3
0	0.0	69.5				424	648	645	650	640		107	64	71	134	135	135	134					3.0	60.7	15.7	474.8	441.7
K-TRON=5600 LBS/HR		SLEEVE = 0 in		IN REG= 40 DEG		OUT REG = 30 DEG		SPREADER = 0 IN		P WB(in)= 7.00 in H2O		P WB(out)= 10.00 in H2O		FURNACE P= 0.04 in H2O		COAL P= 4.00 in H2O											
MILL IN= 330 F		MILL OUT= 164 F		T WB(in)= 496 F		T WB(out)= 527 F		EXIT 1=1336 F		EXIT 2=1392 F		EXIT 3=1333 F		EXIT 4=1363 F		EXIT(sp)= 1464 F		OFA(sp)= 0 F									
SORBENT LBS/HR= 0		SORBENT VELOCITY= 0 FT/SEC		SORBENT AIR FLOW= 0 SCFM		[Ca]/[S]= 0.00		REGISTER ADJ./STAGED/UNSTABLE LOAD																			
VALID DATA POINT # 2		ELAPSED TIME, MIN 7		RECORD ON TRK 0		FILE 18																					
314	12:13:26	61.7	10390			2748	2636	2210	2273	2609	12476	2748	2273	2210	1318	1318	1305	1305	0.26	0.48	0.78	1.20	3.6	65.0	15.0	335.0	440.0
												149	486	507	513	515	514	512					0.0	78.4	18.1	404.3	531.0
0	0.0	64.5				386	646	641	647	635		118	64	63	131	132	130	130					3.0	67.2	15.5	346.6	455.2
K-TRON=5200 LBS/HR		SLEEVE = 0 in		IN REG= 40 DEG		OUT REG = 10 DEG		SPREADER = 0 IN		P WB(in)= 7.50 in H2O		P WB(out)= 12.00 in H2O		FURNACE P= 0.03 in H2O		COAL P= 4.20 in H2O											
MILL IN= 303 F		MILL OUT= 164 F		T WB(in)= 486 F		T WB(out)= 507 F		EXIT 1=1352 F		EXIT 2=1415 F		EXIT 3=1358 F		EXIT 4=1372 F		EXIT(sp)= 1471 F		OFA(sp)= 0 F									
SORBENT LBS/HR= 0		SORBENT VELOCITY= 0 FT/SEC		SORBENT AIR FLOW= 0 SCFM		[Ca]/[S]= 0.00		REGISTER ADJUSTMENT																			
VALID DATA POINT # 3		ELAPSED TIME, MIN 6		RECORD ON TRK 0		FILE 19																					
339	12:29:59	59.9	10080			2778	2651	2141	1984	2628	12182	2778	1984	2141	1325	1325	1314	1314	0.28	0.47	0.68	1.21	3.7	60.0	15.0	360.0	420.0
												153	484	516	514	517	520	518					0.0	72.8	18.2	437.0	509.0
0	0.0	63.3				374	645	638	643	633		120	55	62	132	133	132	131					3.0	62.4	15.6	374.6	437.0
K-TRON=5100 LBS/HR		SLEEVE = 0 in		IN REG= 40 DEG		OUT REG = 50 DEG		SPREADER = 0 IN		P WB(in)= 5.50 in H2O		P WB(out)= 7.00 in H2O		FURNACE P= 0.05 in H2O		COAL P= 4.00 in H2O											
MILL IN= 294 F		MILL OUT= 164 F		T WB(in)= 484 F		T WB(out)= 516 F		EXIT 1=1335 F		EXIT 2=1392 F		EXIT 3=1323 F		EXIT 4=1366 F		EXIT(sp)= 1115 F		OFA(sp)= 0 F									
SORBENT LBS/HR= 0		SORBENT VELOCITY= 0 FT/SEC		SORBENT AIR FLOW= 0 SCFM		[Ca]/[S]= 0.00		OUTER REGISTER ADJUSTMENT																			
VALID DATA POINT # 4		ELAPSED TIME, MIN 6		RECORD ON TRK 0		FILE 20																					
356	12:42:41	58.5	9840			2759	2654	1968	1984	2652	12018	2759	1984	1968	1327	1327	1326	1326	0.28	0.48	0.68	1.22	3.9	60.0	14.8	355.0	420.0
												153	498	511	513	515	515	510					0.0	73.7	18.2	436.0	515.8
0	0.0	63.3				389	645	636	641	630		119	56	56	132	133	133	132					3.0	63.2	15.6	373.7	442.1
K-TRON=5100 LBS/HR		SLEEVE = 0 in		IN REG= 40 DEG		OUT REG = 30 DEG		SPREADER = 0 IN		P WB(in)= 5.50 in H2O		P WB(out)= 7.00 in H2O		FURNACE P= 0.04 in H2O		COAL P= 4.00 in H2O											
MILL IN= 308 F		MILL OUT= 165 F		T WB(in)= 498 F		T WB(out)= 511 F		EXIT 1=1338 F		EXIT 2=1390 F		EXIT 3=1314 F		EXIT 4=1343 F		EXIT(sp)= 532 F		OFA(sp)= 0 F									
SORBENT LBS/HR= 0		SORBENT VELOCITY= 0 FT/SEC		SORBENT AIR FLOW= 0 SCFM		[Ca]/[S]= 0.00		REGISTER ADJUSTMENT																			
VALID DATA POINT # 5		ELAPSED TIME, MIN 6		RECORD ON TRK 0		FILE 21																					
410	13:19:56	57.0	9592			2722	2413	2151	1884	2413	11583	2722	1884	2151	1206	1206	1206	1206	0.28	0.48	0.78	1.21	3.7	65.0	15.0	355.0	420.0
												153	498	474	510	512	511	505					0.0	78.9	18.2	430.9	509.8
0	0.0	63.3				383	644	639	640	627		118	53	59	120	120	120	119					3.0	67.6	15.6	369.4	437.0
K-TRON=5100 LBS/HR		SLEEVE = 0 in		IN REG= 20 DEG		OUT REG = 30 DEG		SPREADER = 0 IN		P WB(in)= 16.00 in H2O		P WB(out)= 9.50 in H2O		FURNACE P= 0.01 in H2O		COAL P= 4.00 in H2O											
MILL IN= 317 F		MILL OUT= 166 F		T WB(in)= 498 F		T WB(out)= 474 F		EXIT 1=1305 F		EXIT 2=1372 F		EXIT 3=1315 F		EXIT 4=1352 F		EXIT(sp)= 1336 F		OFA(sp)= 0 F									
SORBENT LBS/HR= 0		SORBENT VELOCITY= 0 FT/SEC		SORBENT AIR FLOW= 0 SCFM		[Ca]/[S]= 0.00		REGISTER ADJUSTMENT																			
VALID DATA POINT # 6		ELAPSED TIME, MIN 6		RECORD ON TRK 0		FILE 22																					

DATE	: 10-03-84		TER DIA	: 1.0	
SYSTEM	: LWS		SPREADER	: IMPELLER	
BURNER	: DME 60		OFA LOCATN	: NONE	
FUEL	: UTAH10		OIL CHECK	: 4.70	

PTO	TIME	LOAD NBTU/HR CALC	TA SCFM	PRIM	V-2	V-3	V-4	V-5	TOTAL	PRIM	SEC1	SEC2	TER1	TER2	TER3	TER4	PRIM	SEC1	SEC2	TOTAL	O2	CO	CO2	NO	SO2
	OIL			FLOW SCFM						FLOW SCFM							SR (CUM)				MEASURED				
(%)	LOAD	MEAS		TEMP (F)						TEMP (F)											CORR TO 0% O2				
										VELOCITY (FT/SEC)											CORR TO 3% O2				
440	13:36:42	57.3	9639	2681	2566	2832	1872	2555	11706	2681	1872	2032	1283	1283	1278	1278	0.20	0.47	0.68	1.21	3.0	60.0	15.0	330.0	430.0
										152	497	492	508	511	511	506					0.0	73.3	18.3	402.9	525.0
0	0.0	63.3		387	645	637	640	628		116	53	57	127	128	127	126					3.0	62.8	15.7	345.3	450.0
K-TRON=5100 LBS/HR			SLEEVE = 0 in		IN REG= 20 DEG			OUT REG = 10 DEG		SPREADER = 0 IN			P WB(in)= 17.00 in H20			P WB(out)= 14.00 in H20			FURNACE P= 0.02 in H20			COAL P= 4.00 in H20		
MILL IN= 315 F			MILL OUT= 165 F	T WB(in)= 497 F			T WB(out)= 492 F			EXIT 1=1322 F			EXIT 2=1362 F			EXIT 3=1299 F			EXIT 4=1350 F			EXIT(sp)= 1326 F		OFA(sp)= 0 F
SORBENT LBS/HR= 0			SORBENT VELOCITY= 0 FT/SEC				SORBENT AIR FLOW= 0 SCFM			(Ca)/(S)= 0.00															
VALID DATA POINT 0 7			ELAPSED TIME, MIN 7				RECORD ON TRK 0			FILE 23															
462	13:51:30	60.2	10130	2621	2602	2592	1915	2572	12302	2621	1915	2592	1301	1301	1286	1286	0.26	0.45	0.70	1.21	3.0	65.0	15.0	400.0	420.0
										152	499	501	511	515	510	505					0.0	79.4	18.3	488.4	512.8
0	0.0	63.3		368	641	640	638	626		113	54	74	129	130	128	127					3.0	68.0	15.7	418.6	439.5
K-TRON=5100 LBS/HR			SLEEVE = 0 in		IN REG= 20 DEG			OUT REG = 50 DEG		SPREADER = 0 IN			P WB(in)= 16.50 in H20			P WB(out)= 11.00 in H20			FURNACE P= 0.04 in H20			COAL P= 4.00 in H20		
MILL IN= 305 F			MILL OUT= 165 F	T WB(in)= 499 F			T WB(out)= 501 F			EXIT 1=1344 F			EXIT 2=1406 F			EXIT 3=1355 F			EXIT 4=1372 F			EXIT(sp)= 1339 F		OFA(sp)= 0 F
SORBENT LBS/HR= 0			SORBENT VELOCITY= 0 FT/SEC				SORBENT AIR FLOW= 0 SCFM			(Ca)/(S)= 0.00			REGISTER ADJUSTMENT											
VALID DATA POINT 0 8			ELAPSED TIME, MIN 6				RECORD ON TRK 0			FILE 24															
519	14:28:29	57.3	9635	2812	2480	1987	1988	2434	11701	2812	1988	1987	1240	1240	1217	1217	0.29	0.58	0.70	1.21	3.0	70.0	15.0	360.0	450.0
										152	472	509	511	514	504	504					0.0	85.5	18.3	439.5	549.4
0	0.0	63.3		391	644	635	640	625		121	55	57	123	124	120	120					3.0	73.3	15.7	376.7	470.9
K-TRON=5100 LBS/HR			SLEEVE = 0 in		IN REG= 50 DEG			OUT REG = 30 DEG		SPREADER = 0 IN			P WB(in)= 5.00 in H20			P WB(out)= 7.50 in H20			FURNACE P= 0.01 in H20			COAL P= 4.00 in H20		
MILL IN= 315 F			MILL OUT= 165 F	T WB(in)= 472 F			T WB(out)= 509 F			EXIT 1=1321 F			EXIT 2=1381 F			EXIT 3=1333 F			EXIT 4=1367 F			EXIT(sp)= 1357 F		OFA(sp)= 0 F
SORBENT LBS/HR= 0			SORBENT VELOCITY= 0 FT/SEC				SORBENT AIR FLOW= 0 SCFM			(Ca)/(S)= 0.00			REGISTER ADJUSTMENT											
VALID DATA POINT 0 9			ELAPSED TIME, MIN 6				RECORD ON TRK 0			FILE 25															
543	14:45:24	57.2	9627	2688	2498	1868	2070	2437	11560	2688	2070	1868	1249	1249	1218	1218	0.28	0.49	0.69	1.20	3.6	65.0	15.2	330.0	440.0
										152	466	489	514	515	510	505					0.0	78.4	18.3	398.3	531.0
0	0.0	63.3		395	646	635	642	629		116	57	52	125	125	121	120					3.0	67.2	15.7	341.4	455.2
K-TRON=5100 LBS/HR			SLEEVE = 0 in		IN REG= 50 DEG			OUT REG = 10 DEG		SPREADER = 0 IN			P WB(in)= 4.00 in H20			P WB(out)= 9.00 in H20			FURNACE P= 0.01 in H20			COAL P= 4.00 in H20		
MILL IN= 324 F			MILL OUT= 164 F	T WB(in)= 466 F			T WB(out)= 489 F			EXIT 1=1322 F			EXIT 2=1397 F			EXIT 3=1343 F			EXIT 4=1367 F			EXIT(sp)= 1352 F		OFA(sp)= 0 F
SORBENT LBS/HR= 0			SORBENT VELOCITY= 0 FT/SEC				SORBENT AIR FLOW= 0 SCFM			(Ca)/(S)= 0.00			REGISTER ADJUSTMENT											
VALID DATA POINT 0 10			ELAPSED TIME, MIN 5				RECORD ON TRK 0			FILE 26															
571	15:03:34	59.7	10054	2826	2619	1935	2243	2517	12140	2826	2243	1935	1310	1310	1258	1258	0.20	0.50	0.70	1.21	3.7	65.0	15.0	410.0	420.0
										152	472	489	511	515	512	507					0.0	78.9	18.2	497.7	509.8
0	0.0	63.3		373	646	635	643	630		122	62	54	130	131	125	125					3.0	67.6	15.6	426.6	437.0
K-TRON=5100 LBS/HR			SLEEVE = 0 in		IN REG= 150 DEG			OUT REG = 10 DEG		SPREADER = 0 IN			P WB(in)= 3.50 in H20			P WB(out)= 9.00 in H20			FURNACE P= 0.02 in H20			COAL P= 4.10 in H20		
MILL IN= 307 F			MILL OUT= 165 F	T WB(in)= 472 F			T WB(out)= 489 F			EXIT 1=1334 F			EXIT 2=1401 F			EXIT 3=1345 F			EXIT 4=1377 F			EXIT(sp)= 1362 F		OFA(sp)= 0 F
SORBENT LBS/HR= 0			SORBENT VELOCITY= 0 FT/SEC				SORBENT AIR FLOW= 0 SCFM			(Ca)/(S)= 0.00			REGISTER ADJUSTMENT											
VALID DATA POINT 0 11			ELAPSED TIME, MIN 6				RECORD ON TRK 0			FILE 27															
585	15:12:34	59.1	9939	2777	2455	2097	2191	2414	11934	2777	2191	2097	1228	1228	1207	1207	0.20	0.50	0.71	1.20	3.6	65.0	15.0	400.0	440.0
										152	478	505	510	515	509	504					0.0	78.4	18.1	482.8	531.0
0	0.0	63.3		366	643	635	642	629		120	61	60	122	123	120	119					3.0	67.2	15.5	413.8	455.2
K-TRON=5100 LBS/HR			SLEEVE = 0 in		IN REG= 150 DEG			OUT REG = 30 DEG		SPREADER = 0 IN			P WB(in)= 3.50 in H20			P WB(out)= 7.00 in H20			FURNACE P= 0.02 in H20			COAL P= 4.00 in H20		
MILL IN= 316 F			MILL OUT= 165 F	T WB(in)= 478 F			T WB(out)= 505 F			EXIT 1=1351 F			EXIT 2=1408 F			EXIT 3=1330 F			EXIT 4=1374 F			EXIT(sp)= 1358 F		OFA(sp)= 0 F
SORBENT LBS/HR= 0			SORBENT VELOCITY= 0 FT/SEC				SORBENT AIR FLOW= 0 SCFM			(Ca)/(S)= 0.00			REGISTER ADJUSTMENT											
VALID DATA POINT 0 12			ELAPSED TIME, MIN 6				RECORD ON TRK 0			FILE 28															

DATE	10-03-84	TER DIA	10
SYSTEM	LWS	SPREADER	IMPELLER
BURNER	DMB 60	OFA LOCATN	NONE
FUEL	UTAH10	OIL CHECK	4.70

PT#	TIME	LOAD OIL (%)	LOAD MBTU/HR CALC	LOAD MBTU/HR MEAS	TA SCFM	PRIM	V-2	V-3	V-4	V-5	TOTAL	FLOW SCFM / TEMP (F) / VELOCITY (FT/SEC)	PRIM	SEC1	SEC2	TER1	TER2	TER3	TER4	PRIM	SEC1	SEC2	TOTAL	O2	CO	CO2 MEASURED / CORR TO 0% O2 / CORR TO 3% O2	NO	SO2
						FLOW SCFM														SR (CUM)								
						TEMP (F)																						
						VELOCITY (FT/SEC)																						
619	15:35:54	59.3	9975		2773	2522	2126	2120	2371	11911		2773	2120	2126	1261	1261	1185	1185	0.28	0.49	0.70	1.19	3.5	65.0	15.0	405.0	450.0
												152	478	511	506	514	507	503					0.0	78.0	18.0	486.0	540.0
		0	0.0	63.3		380	644	636	641	629		120	59	61	125	126	118	117					3.8	66.9	15.4	416.6	462.9
K-TRON=5100 LBS/HR					SLEEVE = 0 in		IN REG= 150 DEG			OUT REG = 50 DEG		SPREADER = 0 IN		P WB(in)= 3.50 in H20			P WB(out)= 6.50 in H20			FURNACE P= 0.03 in H20			COAL P= 4.00 in H20					
MILL IN= 312 F			MILL OUT= 165 F		T WB(in)= 478 F		T WB(out)= 511 F			EXIT 1=1345 F				EXIT 2=1406 F			EXIT 3=1341 F			EXIT 4=1388 F			EXIT(sp)= 1374 F			OFA(sp)= 0 F		
SORBENT LBS/HR= 0			SORBENT VELOCITY= 0 FT/SEC			SORBENT AIR FLOW= 0 SCFM						[Ca]/[S]= 0.00		REGISTER ADJUSTMENT														
VALID DATA POINT # 13			ELAPSED TIME, MIN 5			RECORD ON TRK 0				FILE 29																		
645	15:53:02	58.2	9706		2839	2372	2154	2019	2308	11685		2839	2019	2154	1186	1186	1150	1150	0.29	0.50	0.72	1.19	3.5	60.0	15.0	435.0	440.0
												152	502	513	510	512	508	504					0.0	72.0	18.0	522.0	528.0
		0	0.0	63.3		383	643	636	641	629		123	57	62	118	118	114	114					3.0	61.7	15.4	447.4	452.6
K-TRON=5100 LBS/HR					SLEEVE = 0 in		IN REG= 170 DEG			OUT REG = 30 DEG		SPREADER = 0 IN		P WB(in)= 7.00 in H20			P WB(out)= 8.00 in H20			FURNACE P= 0.01 in H20			COAL P= 4.10 in H20					
MILL IN= 305 F			MILL OUT= 164 F		T WB(in)= 502 F		T WB(out)= 513 F			EXIT 1=1345 F				EXIT 2=1397 F			EXIT 3=1328 F			EXIT 4=1370 F			EXIT(sp)= 1360 F			OFA(sp)= 0 F		
SORBENT LBS/HR= 0			SORBENT VELOCITY= 0 FT/SEC			SORBENT AIR FLOW= 0 SCFM						[Ca]/[S]= 0.00		REGISTER ADJUSTMENT														
VALID DATA POINT # 14			ELAPSED TIME, MIN 5			RECORD ON TRK 0				FILE 30																		
659	16:02:33	59.5	10016		2844	2595	2065	2102	2557	12163		2844	2102	2065	1297	1297	1278	1278	0.28	0.49	0.70	1.21	3.8	65.0	14.8	430.0	420.0
												151	474	496	509	512	503	501					0.0	79.4	18.1	525.0	512.0
		0	0.0	63.3		386	642	633	638	624		123	58	58	129	129	126	126					3.0	68.0	15.5	450.0	439.5
K-TRON=5100 LBS/HR					SLEEVE = 0 in		IN REG= 170 DEG			OUT REG = 10 DEG		SPREADER = 0 IN		P WB(in)= 8.00 in H20			P WB(out)= 11.00 in H20			FURNACE P= 0.05 in H20			COAL P= 4.10 in H20					
MILL IN= 312 F			MILL OUT= 164 F		T WB(in)= 474 F		T WB(out)= 496 F			EXIT 1=1362 F				EXIT 2=1412 F			EXIT 3=1343 F			EXIT 4=1383 F			EXIT(sp)= 977 F			OFA(sp)= 0 F		
SORBENT LBS/HR= 0			SORBENT VELOCITY= 0 FT/SEC			SORBENT AIR FLOW= 0 SCFM						[Ca]/[S]= 0.00		REGISTER ADJUSTMENT														
VALID DATA POINT # 15			ELAPSED TIME, MIN 6			RECORD ON TRK 0				FILE 31																		
690	16:21:24	58.1	9775		2824	2360	2132	2071	2483	11871		2824	2071	2132	1180	1180	1242	1242	0.29	0.50	0.72	1.21	3.8	65.0	14.8	440.0	430.0
												152	494	512	504	508	504	501					0.0	79.4	18.1	537.2	525.0
		0	0.0	63.3		377	639	631	636	622		122	58	61	117	117	123	122					3.0	68.0	15.5	460.5	450.0
K-TRON=5100 LBS/HR					SLEEVE = 0 in		IN REG= 170 DEG			OUT REG = 50 DEG		SPREADER = 0 IN		P WB(in)= 9.00 in H20			P WB(out)= 11.00 in H20			FURNACE P= 0.05 in H20			COAL P= 4.10 in H20					
MILL IN= 310 F			MILL OUT= 165 F		T WB(in)= 494 F		T WB(out)= 512 F			EXIT 1=1325 F				EXIT 2=1400 F			EXIT 3=1344 F			EXIT 4=1367 F			EXIT(sp)= 1358 F			OFA(sp)= 0 F		
SORBENT LBS/HR= 0			SORBENT VELOCITY= 0 FT/SEC			SORBENT AIR FLOW= 0 SCFM						[Ca]/[S]= 0.00		REGISTER ADJUSTMENT														
VALID DATA POINT # 16			ELAPSED TIME, MIN 6			RECORD ON TRK 0				FILE 32																		
710	16:33:55	59.0	9920		2802	2374	1990	2190	2548	11912		2802	2190	1990	1187	1187	1274	1274	0.28	0.50	0.70	1.20	3.6	60.0	15.0	355.0	460.0
												152	468	500	506	510	507	503					0.0	72.4	18.1	428.4	555.2
		0	0.0	63.3		387	639	630	638	623		121	60	56	118	118	126	126					3.0	62.1	15.5	367.2	475.9
K-TRON=5100 LBS/HR					SLEEVE = 0 in		IN REG= 120 DEG			OUT REG = 30 DEG		SPREADER = 0 IN		P WB(in)= 2.00 in H20			P WB(out)= 6.00 in H20			FURNACE P= 0.04 in H20			COAL P= 4.00 in H20					
MILL IN= 319 F			MILL OUT= 165 F		T WB(in)= 468 F		T WB(out)= 500 F			EXIT 1=1354 F				EXIT 2=1409 F			EXIT 3=1345 F			EXIT 4=1385 F			EXIT(sp)= 1371 F			OFA(sp)= 0 F		
SORBENT LBS/HR= 0			SORBENT VELOCITY= 0 FT/SEC			SORBENT AIR FLOW= 0 SCFM						[Ca]/[S]= 0.00		REGISTER ADJUSTMENT														
VALID DATA POINT # 17			ELAPSED TIME, MIN 6			RECORD ON TRK 0				FILE 33																		
729	16:47:45	56.7	9549		2816	2336	1752	2111	2516	11531		2816	2111	1752	1168	1168	1258	1258	0.29	0.52	0.70	1.21	3.7	60.0	15.0	365.0	460.0
												151	463	480	506	508	508	502					0.0	72.8	18.2	443.1	558.4
		0	0.0	63.3		394	640	627	636	623		121	58	49	116	116	125	124					3.0	62.4	15.6	379.8	478.6
K-TRON=5100 LBS/HR					SLEEVE = 0 in		IN REG= 120 DEG			OUT REG = 10 DEG		SPREADER = 0 IN		P WB(in)= 2.00 in H20			P WB(out)= 6.00 in H20			FURNACE P= 0.04 in H20			COAL P= 4.00 in H20					
MILL IN= 317 F			MILL OUT= 165 F		T WB(in)= 463 F		T WB(out)= 488 F			EXIT 1=1340 F				EXIT 2=1387 F			EXIT 3=1326 F			EXIT 4=1380 F			EXIT(sp)= 1371 F			OFA(sp)= 0 F		
SORBENT LBS/HR= 0			SORBENT VELOCITY= 0 FT/SEC			SORBENT AIR FLOW= 0 SCFM						[Ca]/[S]= 0.00		REGISTER ADJUSTMENT														
VALID DATA POINT # 18			ELAPSED TIME, MIN 6			RECORD ON TRK 0				FILE 34																		

DATE	10-03-84		TER DIA	10
SYSTEM	LWB		SPREADER	IMPELLER
BURNER	DMB 60		OFA LOCATN	NONE
FUEL	UTAH10		OIL CHECK	4.70

PT#	TIME	LOAD MBTU/HR CALC	TA SCFM	PRIM	V-2	V-3	V-4	V-5	TOTAL	PRIM	SEC1	SEC2	TER1	TER2	TER3	TER4	PRIM	SEC1	SEC2	TOTAL	O2	CO	CO2	NO	SO2
				FLOW SCFM						FLOW SCFM							SR (CUM)				MEASURED				
OIL (%)	LOAD	MEAS		TEMP (F)						TEMP (F)											CORR TO 0% O2				
										VELOCITY (FT/SEC)											CORR TO 3% O2				
745	16:57:44	50.7	9876	2845	2558	1994	1974	2622	11993	2845	1974	1994	1279	1279	1311	1311	0.29	0.49	0.69	1.21	3.0	60.0	14.8	368.0	440.0
										151	492	509	507	510	509	502					0.0	73.3	18.1	439.5	537.2
0	0.0	63.3		362	640	631	637	624		123	56	57	127	127	130	129					3.0	62.0	15.5	376.7	460.5

E-TROM=5100 LBS/HR SLEEVE = 0 in IN REG= 30 DEG OUT REG = 20 DEG SPREADER = 0 IN P WB(in)= 9.00 in H20 P WB(out)= 9.00 in H20 FURNACE P= 0.04 in H20 COAL P= 4.00 in H20

MILL IN= 294 F MILL OUT= 166 F T WB(in)= 492 F T WB(out)= 509 F EXIT 1=1355 F EXIT 2=1413 F EXIT 3=1337 F EXIT 4=1372 F EXIT(sp)= 1355 F OFA(sp)= 0 F

SORBENT LBS/HR= 0 SORBENT VELOCITY= 0 FT/SEC SORBENT AIR FLOW= 0 SCFM (Ca)/(S)= 0.00 REGISTER ADJUSTMENT

VALID DATA POINT 0 19 ELAPSED TIME, MIN 6 RECORD ON TAPE 0 FILE 35

```
DATE                 :  10-08-84                    TER DTA          :  1.0
SYSTEM               :  LWS                         SPREADER         :  IMPELLER
BURNER               :  DME 60                      OFA LOCATN       :  NONE
FUEL                 :  UTAH1.0                     OIL CHECK        :  3.14

                    LOAD                    PRIM  V-2  V-3  V-4  V-5  TOTAL      PRIM  SEC1  SEC2  TER1  TER2  TER3  TER4      PRIM  SEC1  SEC2  TOTAL      O2   CO   CO2   NO   SO2
PT#   TIME    MBTU/HR  TA                        FLOW SCFM                        FLOW SCFM                                      SR (CUM)                    MEASURED
        OIL           SCFM                                                       TEMP (F)                                                                  CORR TO 0% O2
      (%)  LOAD  MEAS                           TEMP (F)                         VELOCITY (FT/SEC)                                                         CORR TO 3% O2

 211  10:15:21  59.8  10863      2867  2471  2399  2011  2472  12220      2867  2011  2399  1236  1236  1236  1236      0.20  0.40  0.72  1.21      3.0  50.0  15.0  340.0  0.0
                                                                           155   488   511   544   543   519   521                                 0.0  61.0  18.3  415.1  0.0
  0    0.0   64.5            379   650   648   650   641                  125   56    69    127   127   124   124                                 3.0  52.3  15.7  355.0  0.0
K-TRON=5200 LBS/HR    SLEEVE =  0 in    IN REG= 20 DEG    OUT REG = 10 DEG    SPREADER =  0 IN    P WB(in)= 6.50 in H20    P WB(out)= 14.50 in H20    FURNACE P= 0.02 in H20    COAL P= 4.00 in H20
MILL IN= 260 F  MILL OUT= 166 F  T WB(in)= 480 F  T WB(out)= 511 F  EXIT 1=1328 F    EXIT 2=1395 F    EXIT 3=1318 F    EXIT 4=1357 F    EXIT 5=1330 F    EXIT 6= 924 F    EXIT(sp)= 1425 F    OFA(sp)=  0 F
SORBENT LBS/HR=  0    SORBENT VELOCITY=  0 FT/SEC    SORBENT AIR FLOW=  0 SCFM    (Ca)/(S)= 0.00    BASELINE-STAGED
VALID DATA POINT 0  1  ELAPSED TIME, MIN  6  RECORD ON TRK  0  FILE 36

 231  10:27:13  59.3  9979       2834  2607  2381  1849  2587  12258      2834  1849  2381  1303  1303  1293  1293      0.20  0.47  0.71  1.23      4.0  55.0  14.6  330.0  440.0
                                                                           155   481   514   544   542   523   524                                 0.0  67.9  18.0  407.6  543.5
  0    0.0   64.5            383   649   646   648   641                  123   51    69    134   134   130   130                                 3.0  58.2  15.5  349.4  465.9
K-TRON=5200 LBS/HR    SLEEVE =  0 in    IN REG= 30 DEG    OUT REG = 10 DEG    SPREADER =  0 IN    P WB(in)= 8.50 in H20    P WB(out)= 15.00 in H20    FURNACE P= 0.01 in H20    COAL P= 4.00 in H20
MILL IN= 265 F  MILL OUT= 163 F  T WB(in)= 481 F  T WB(out)= 514 F  EXIT 1=1326 F    EXIT 2=1388 F    EXIT 3=1318 F    EXIT 4=1357 F    EXIT 5=1338 F    EXIT 6= 922 F    EXIT(sp)= 1414 F    OFA(sp)=  0 F
SORBENT LBS/HR=  0    SORBENT VELOCITY=  0 FT/SEC    SORBENT AIR FLOW=  0 SCFM    (Ca)/(S)= 0.00    REGISTER ADJSUTMENT
VALID DATA POINT 0  2  ELAPSED TIME, MIN  6  RECORD ON TRK  0  FILE 37

 251  10:41:47  60.9  10242      2817  2515  2434  1951  2513  12230      2817  1951  2434  1257  1257  1257  1257      0.20  0.47  0.70  1.19      3.5  55.0  15.0  360.0  470.0
                                                                           159   464   518   544   542   523   522                                 0.0  66.0  18.0  432.0  564.0
  0    0.0   64.5            385   646   644   645   640                  123   53    70    129   129   127   126                                 3.0  56.6  15.4  378.3  483.4
K-TRON=5200 LBS/HR    SLEEVE =  0 in    IN REG= 50 DEG    OUT REG = 10 DEG    SPREADER =  0 IN    P WB(in)= 3.50 in H20    P WB(out)= 14.50 in H20    FURNACE P= 0.01 in H20    COAL P= 4.00 in H20
MILL IN= 263 F  MILL OUT= 164 F  T WB(in)= 464 F  T WB(out)= 510 F  EXIT 1=1332 F    EXIT 2=1370 F    EXIT 3=1322 F    EXIT 4=1372 F    EXIT 5=1329 F    EXIT 6= 932 F    EXIT(sp)= 1429 F    OFA(sp)=  0 F
SORBENT LBS/HR=  0    SORBENT VELOCITY=  0 FT/SEC    SORBENT AIR FLOW=  0 SCFM    (Ca)/(S)= 0.00    REGISTER ADJUSTMENT
VALID DATA POINT 0  3  ELAPSED TIME, MIN  7  RECORD ON TRK  0  FILE 38

 264  10:53:27  59.4  9998       2769  2510  2436  1742  2539  11995      2769  1742  2436  1255  1255  1269  1269      0.20  0.45  0.70  1.20      3.6  50.0  15.0  325.0  470.0
                                                                           156   464   508   541   541   522   519                                 0.0  60.3  18.1  392.2  567.2
  0    0.0   64.5            390   649   647   647   640                  120   48    70    129   129   128   127                                 3.0  51.7  15.5  336.2  486.2
K-TRON=5200 LBS/HR    SLEEVE =  0 in    IN REG= 70 DEG    OUT REG = 10 DEG    SPREADER =  0 IN    P WB(in)= 1.50 in H20    P WB(out)= 14.00 in H20    FURNACE P= 0.02 in H20    COAL P= 4.50 in H20
MILL IN= 268 F  MILL OUT= 163 F  T WB(in)= 464 F  T WB(out)= 508 F  EXIT 1=1321 F    EXIT 2=1369 F    EXIT 3=1339 F    EXIT 4=1384 F    EXIT 5=1332 F    EXIT 6= 928 F    EXIT(sp)= 1446 F    OFA(sp)=  0 F
SORBENT LBS/HR=  0    SORBENT VELOCITY=  0 FT/SEC    SORBENT AIR FLOW=  0 SCFM    (Ca)/(S)= 0.00    REGISTER ADJUSTMENT
VALID DATA POINT 0  4  ELAPSED TIME, MIN  7  RECORD ON TRK  0  FILE 39

 278  11:04:54  59.7  10055      2749  2562  2446  1738  2578  12073      2749  1738  2446  1281  1281  1289  1289      0.27  0.45  0.69  1.20      3.6  55.0  14.8  370.0  460.0
                                                                           154   466   507   538   537   521   517                                 0.0  66.4  17.9  446.6  555.2
  0    0.0   64.5            390   650   647   647   640                  119   48    70    131   131   130   129                                 3.0  56.9  15.3  382.8  475.9
K-TRON=5200 LBS/HR    SLEEVE =  0 in    IN REG= 90 DEG    OUT REG = 10 DEG    SPREADER =  0 IN    P WB(in)= 1.00 in H20    P WB(out)= 14.20 in H20    FURNACE P= 0.02 in H20    COAL P= 4.60 in H20
MILL IN= 264 F  MILL OUT= 163 F  T WB(in)= 466 F  T WB(out)= 507 F  EXIT 1=1347 F    EXIT 2=1390 F    EXIT 3=1340 F    EXIT 4=1385 F    EXIT 5=1334 F    EXIT 6= 939 F    EXIT(sp)= 1426 F    OFA(sp)=  0 F
SORBENT LBS/HR=  0    SORBENT VELOCITY=  0 FT/SEC    SORBENT AIR FLOW=  0 SCFM    (Ca)/(S)= 0.00    REGISTER ADJUSTMENT
VALID DATA POINT 0  5  ELAPSED TIME, MIN  6  RECORD ON TRK  0  FILE 40

 288  11:12:57  59.7  10045      2794  2557  2426  1714  2570  12062      2794  1714  2426  1279  1279  1285  1285      0.20  0.45  0.69  1.20      3.6  53.0  15.0  370.0  450.0
                                                                           152   478   506   535   535   519   518                                 0.0  64.0  18.1  446.6  543.1
  0    0.0   64.5            389   650   647   647   641                  121   47    69    130   130   129   129                                 3.0  54.8  15.5  382.8  465.5
K-TRON=5200 LBS/HR    SLEEVE =  0 in    IN REG=110 DEG    OUT REG = 10 DEG    SPREADER =  0 IN    P WB(in)= 1.50 in H20    P WB(out)= 14.20 in H20    FURNACE P= 0.02 in H20    COAL P= 4.20 in H20
MILL IN= 268 F  MILL OUT= 163 F  T WB(in)= 478 F  T WB(out)= 506 F  EXIT 1=1343 F    EXIT 2=1405 F    EXIT 3=1348 F    EXIT 4=1389 F    EXIT 5=1339 F    EXIT 6= 948 F    EXIT(sp)= 1436 F    OFA(sp)=  0 F
SORBENT LBS/HR=  0    SORBENT VELOCITY=  0 FT/SEC    SORBENT AIR FLOW=  0 SCFM    (Ca)/(S)= 0.00    REGISTER ADJUSTMENT
VALID DATA POINT 0  6  ELAPSED TIME, MIN  6  RECORD ON TRK  0  FILE 41
```

DATE	: 10-08-84	TER DIA	: 10
SYSTEM	: LWS	SPREADER	: IMPELLER
BURNER	: DME 60	OFA LOCATN	: NONE
FUEL	: UTAH10	OIL CHECK	: 3.14

PT#	TIME	LOAD MBTU/HR CALC	TA SCFM	PRIM	V-2	V-3	V-4	V-5	TOTAL FLOW SCFM	PRIM	SEC1	SEC2	TER1	TER2	TER3	TER4	PRIM	SEC1	SEC2	TOTAL SR (CUM)	O2	CO	CO2	NO	SO2
OIL (%)	LOAD	MEAS							TEMP (F)														MEASURED CORR TO 0% O2		
									VELOCITY (FT/SEC)														CORR TO 3% O2		
333	11:41:10	59.9	10083	2818	2493	2446	1835	2504	12176	2818	1835	2446	1246	1246	1292	1292	0.28	0.46	0.70	1.21	3.7	55.0	15.0	380.0	460.0
										154	467	509	539	538	523	519					0.0	66.8	18.2	461.3	558.4
0	0.0	64.5		387	648	646	647	648		122	50	70	128	127	130	130					3.0	57.2	15.6	395.4	478.6
E-TRON=5200 LBS/HR		SLEEVE = 0 in		IN REG= 130 DEG			OUT REG = 10 DEG			SPREADER = 0 IN			P WB(in)= 1.50 in H20			P WB(out)= 14.20 in H20		FURNACE P= 0.02 in H20		COAL P= 4.20 in H20				
MILL IN= 263 F		MILL OUT= 163 F		T WB(in)= 467 F			T WB(out)= 509 F		EXIT 1=1362 F		EXIT 2=1403 F		EXIT 3=1344 F		EXIT 4=1392 F		EXIT 5=1344 F		EXIT 6= 954 F		EXIT(sp)= 1429 F		OFA(sp)= 0 F		
SORBENT LBS/HR= 0		SORBENT VELOCITY= 0 FT/SEC					SORBENT AIR FLOW= 0 SCFM			[Ca]/[S]= 0.00															
VALID DATA POINT 0 7		ELAPSED TIME, MIN 7					RECORD ON TRK 0			FILE 42															
349	11:53:31	59.6	10024	2806	2530	2754	1320	2560	11970	2806	1320	2754	1265	1265	1280	1280	0.28	0.41	0.69	1.19	3.5	50.0	15.0	310.0	480.0
										157	467	531	540	535	523	519					0.0	60.0	18.0	372.0	576.0
0	0.0	63.3		386	647	647	642	639		122	36	81	130	129	129	128					3.0	51.4	15.4	318.9	493.7
K-TRON=5100 LBS/HR		SLEEVE = 0 in		IN REG= 20 DEG			OUT REG = 20 DEG			SPREADER = 0 IN			P WB(in)= 10.00 in H20			P WB(out)= 14.00 in H20		FURNACE P= 0.02 in H20		COAL P= 4.20 in H20				
MILL IN= 271 F		MILL OUT= 165 F		T WB(in)= 467 F			T WB(out)= 531 F		EXIT 1=1324 F		EXIT 2=1382 F		EXIT 3=1311 F		EXIT 4=1369 F		EXIT 5=1319 F		EXIT 6= 941 F		EXIT(sp)= 1436 F		OFA(sp)= 0 F.		
SORBENT LBS/HR= 0		SORBENT VELOCITY= 0 FT/SEC					SORBENT AIR FLOW= 0 SCFM			[Ca]/[S]= 0.00			REGISTER ADJUSTMENT												
VALID DATA POINT 0 8		ELAPSED TIME, MIN 6					RECORD ON TRK 0			FILE 43															
424	12:38:21	59.1	9949	2789	2562	2313	1840	2578	12081	2789	1840	2313	1281	1281	1289	1289	0.28	0.47	0.70	1.21	3.8	55.0	15.0	340.0	500.0
										155	474	516	534	534	519	515					0.0	67.2	18.3	415.1	610.5
0	0.0	63.3		379	644	641	642	636		121	51	67	131	130	129	129					3.0	57.6	15.7	355.8	523.3
K-TRON=5100 LBS/HR		SLEEVE = 0 in		IN REG= 40 DEG			OUT REG = 20 DEG			SPREADER = 0 IN			P WB(in)= 5.00 in H20			P WB(out)= 10.00 in H20		FURNACE P= 0.02 in H20		COAL P= 4.00 in H20				
MILL IN= 261 F		MILL OUT= 165 F		T WB(in)= 474 F			T WB(out)= 516 F		EXIT 1=1343 F		EXIT 2=1412 F		EXIT 3=1345 F		EXIT 4=1376 F		EXIT 5=1356 F		EXIT 6= 960 F		EXIT(sp)= 1441 F		OFA(sp)= 0 F		
SORBENT LBS/HR= 0		SORBENT VELOCITY= 0 FT/SEC					SORBENT AIR FLOW= 0 SCFM			[Ca]/[S]= 0.00			REGISTER ADJUSTMENT												
VALID DATA POINT 0 9		ELAPSED TIME, MIN 7					RECORD ON TRK 0			FILE 44															
435	12:49:07	59.2	9954	2794	2541	2369	1666	2582	11952	2794	1666	2369	1271	1271	1291	1291	0.28	0.45	0.69	1.20	3.6	55.0	15.4	320.0	500.0
										157	468	516	537	534	520	520					0.0	66.4	18.6	386.2	603.4
0	0.0	63.3		375	647	644	644	639		122	46	68	130	129	130	130					3.0	56.9	15.9	331.0	517.2
K-TRON=5100 LBS/HR		SLEEVE = 0 in		IN REG= 60 DEG			OUT REG = 20 DEG			SPREADER = 0 IN			P WB(in)= 2.00 in H20			P WB(out)= 10.00 in H20		FURNACE P= 0.01 in H20		COAL P= 4.00 in H20				
MILL IN= 261 F		MILL OUT= 165 F		T WB(in)= 468 F			T WB(out)= 516 F		EXIT 1=1335 F		EXIT 2=1389 F		EXIT 3=1328 F		EXIT 4=1383 F		EXIT 5=1325 F		EXIT 6= 959 F		EXIT(sp)= 1453 F		OFA(sp)= 0 F		
SORBENT LBS/HR= 0		SORBENT VELOCITY= 0 FT/SEC					SORBENT AIR FLOW= 0 SCFM			[Ca]/[S]= 0.00			REGISTER ADJUSTMENT												
VALID DATA POINT 0 10		ELAPSED TIME, MIN 6					RECORD ON TRK 0			FILE 45															
470	13:10:25	60.2	10124	2770	2464	1944	2227	2551	11955	2770	2227	1944	1232	1232	1276	1276	0.27	0.49	0.69	1.18	3.3	55.0	14.8	350.0	530.0
										154	494	508	539	537	525	521					0.0	65.3	17.6	415.3	628.0
0	0.0	63.3		382	651	644	651	641		120	63	56	126	126	129	128					3.0	55.9	15.1	355.9	539.0
E-TRON=5100 LBS/HR		SLEEVE = 0 in		IN REG= 80 DEG			OUT REG = 20 DEG			SPREADER = 0 IN			P WB(in)= 2.00 in H20			P WB(out)= 7.00 in H20		FURNACE P= 4.00 in H20		COAL P= 4.00 in H20				
MILL IN= 264 F		MILL OUT= 165 F		T WB(in)= 494 F			T WB(out)= 508 F		EXIT 1=1367 F		EXIT 2=1429 F		EXIT 3=1328 F		EXIT 4=1378 F		EXIT 5=1354 F		EXIT 6= 969 F		EXIT(sp)= 1441 F		OFA(sp)= 0 F		
SORBENT LBS/HR= 0		SORBENT VELOCITY= 0 FT/SEC					SORBENT AIR FLOW= 0 SCFM			[Ca]/[S]= 0.00			REGISTER ADJUSTMENT												
VALID DATA POINT 0 11		ELAPSED TIME, MIN 6					RECORD ON TRK 0			FILE 46															
492	13:26:29	59.5	10016	2764	2527	1982	2234	2589	12095	2764	2234	1982	1263	1263	1294	1294	0.28	0.50	0.70	1.21	3.7	50.0	15.4	350.0	460.0
										154	497	510	536	535	523	522					0.0	60.7	18.7	424.9	558.4
0	0.0	63.3		360	650	643	651	644		120	63	57	129	129	130	130					3.0	52.0	16.0	364.2	478.6
E-TRON=5100 LBS/HR		SLEEVE = 0 in		IN REG= 110 DEG			OUT REG = 20 DEG			SPREADER = 0 IN			P WB(in)= 2.00 in H20			P WB(out)= 7.00 in H20		FURNACE P= 0.02 in H20		COAL P= 4.40 in H20				
MILL IN= 254 F		MILL OUT= 166 F		T WB(in)= 497 F			T WB(out)= 510 F		EXIT 1=1362 F		EXIT 2=1421 F		EXIT 3=1342 F		EXIT 4=1388 F		EXIT 5=1351 F		EXIT 6= 979 F		EXIT(sp)= 1459 F		OFA(sp)= 0 F		
SORBENT LBS/HR= 0		SORBENT VELOCITY= 0 FT/SEC					SORBENT AIR FLOW= 0 SCFM			[Ca]/[S]= 0.00			REGISTER ADJUSTMENT												
VALID DATA POINT 0 12		ELAPSED TIME, MIN 6					RECORD ON TRK 0			FILE 47															

DATE	10-06-84	TER DIA	10
SYSTEM	LWS	SPREADER	IMPELLER
BURNER	DMB 60	OFA LOCATN	NONE
FUEL	UTAH10	OIL CHECK	5.14

PT#	TIME	LOAD MBTU/HR CALC MEAS (%) LOAD	TA SCFM	PRIM	V-2	V-3	V-4	V-5	TOTAL	PRIM	SEC1	SEC2	TER1	TER2	TER3	TER4	PRIM	SEC1	SEC2	TOTAL	O2	CO	CO2 MEASURED CORR TO 0% OI CORR TO 3% O2	NO	SO2
				FLOW SCFM TEMP (F)						FLOW SCFM TEMP (F) VELOCITY (FT/SEC)							SR (CUM)								
529	13:50:17	59.9	10079	2720	2579	2071	2308	2631	12310	2720	2308	2071	1298	1298	1316	1316	0.27	0.50	0.70	1.22	3.9	55.0	15.0	390.0	460.0
										152	498	510	534	532	525	521					0.0	67.5	18.4	478.9	564.9
0	0.0	63.3		360	648	643	651	642		117	65	59	131	131	133	132					3.0	57.9	15.8	410.5	484.2
K-TRON=5100 LBS/HR			SLEEVE = 0 in	IN REG= 130 DEG			OUT REG = 20 DEG			SPREADER = 0 IN			P WB(in)= 2.00 in H20				P WB(out)= 7.50 in H20			FURNACE P= 0.02 in H20			COAL P= 4.00 in H20		
MILL IN= 244 F		MILL OUT= 164 F		T WB(in)= 498 F			T WB(out)= 510 F			EXIT 1=1369 F			EXIT 2=1421 F			EXIT 3=1351 F		EXIT 4=1401 F		EXIT 5=1348 F		EXIT 6= 991 F		EXIT(sp)= 1471 F		OFA(sp)= 0 F
SORBENT LBS/HR= 0			SORBENT VELOCITY= 0 FT/SEC				SORBENT AIR FLOW= 0 SCFM			[Ca]/[S]= 0.00			REGISTER ADJUSTMENT												
VALID DATA POINT # 13			ELAPSED TIME, MIN 6				RECORD ON TRK 0			FILE 48															
548	14:00:43	59.7	10047	2757	2571	2100	2248	2525	12202	2757	2248	2100	1286	1286	1262	1262	0.27	0.50	0.71	1.21	3.8	50.0	15.2	440.0	440.0
										151	498	511	530	528	521	517					0.0	61.0	18.6	537.2	537.2
0	0.0	63.3		360	645	641	649	640		119	64	60	130	130	127	126					3.0	52.3	15.9	460.5	460.5
K-TRON=5100 LBS/HR			SLEEVE = 0 in	IN REG= 150 DEG			OUT REG = 20 DEG			SPREADER = 0 IN			P WB(in)= 4.50 in H20				P WB(out)= 8.00 in H20			FURNACE P= 0.02 in H20			COAL P= 4.00 in H20		
MILL IN= 249 F		MILL OUT= 164 F		T WB(in)= 498 F			T WB(out)= 511 F			EXIT 1=1375 F			EXIT 2=1435 F			EXIT 3=1367 F		EXIT 4=1409 F		EXIT 5=1370 F		EXIT 6= 992 F		EXIT(sp)= 1475 F		OFA(sp)= 0 F
SORBENT LBS/HR= 0			SORBENT VELOCITY= 0 FT/SEC				SORBENT AIR FLOW= 0 SCFM			[Ca]/[S]= 0.00			REGISTER ADJUSTMENT												
VALID DATA POINT # 14			ELAPSED TIME, MIN 5				RECORD ON TRK 0			FILE 49															
585	14:25:22	60.9	10241	2803	2571	2104	2078	2538	12094	2803	2078	2104	1285	1285	1269	1269	0.27	0.48	0.68	1.18	3.3	55.0	15.6	380.0	440.0
										150	516	510	532	529	521	516					0.0	65.3	18.5	450.8	522.0
0	0.0	63.3		356	648	642	649	640		121	60	61	131	130	128	127					3.0	55.9	15.9	386.4	447.5
K-TRON=5100 LBS/HR			SLEEVE = 0 in	IN REG= 170 DEG			OUT REG = 20 DEG			SPREADER = 0 IN			P WB(in)= 7.50 in H20				P WB(out)= 9.00 in H20			FURNACE P= 0.02 in H20			COAL P= 4.00 in H20		
MILL IN= 250 F		MILL OUT= 164 F		T WB(in)= 516 F			T WB(out)= 518 F			EXIT 1=1367 F			EXIT 2=1436 F			EXIT 3=1339 F		EXIT 4=1391 F		EXIT 5=1358 F		EXIT 6= 989 F		EXIT(sp)= 1457 F		OFA(sp)= 0 F
SORBENT LBS/HR= 0			SORBENT VELOCITY= 0 FT/SEC				SORBENT AIR FLOW= 0 SCFM			[Ca]/[S]= 0.00			REGISTER ADJUSTMENT												
VALID DATA POINT # 15			ELAPSED TIME, MIN 6				RECORD ON TRK 0			FILE 50															
650	15:08:04	59.6	10029	2839	2581	2117	1954	2484	11975	2839	1954	2117	1291	1291	1242	1242	0.28	0.48	0.69	1.19	3.5	60.0	15.0	310.0	480.0
										152	517	494	532	531	517	517					0.0	72.0	18.0	372.0	576.0
0	0.0	63.3		378	646	641	645	638		123	56	60	131	131	124	124					3.0	61.7	15.4	318.9	493.7
K-TRON=5100 LBS/HR			SLEEVE = 0 in	IN REG= 20 DEG			OUT REG = 20 DEG			SPREADER = 0 IN			P WB(in)= 14.00 in H20				P WB(out)= 11.00 in H20			FURNACE P= 0.02 in H20			COAL P= 4.00 in H20		
MILL IN= 262 F		MILL OUT= 163 F		T WB(in)= 517 F			T WB(out)= 494 F			EXIT 1=1357 F			EXIT 2=1416 F			EXIT 3=1341 F		EXIT 4=1374 F		EXIT 5=1358 F		EXIT 6= 977 F		EXIT(sp)= 1454 F		OFA(sp)= 0 F
SORBENT LBS/HR= 0			SORBENT VELOCITY= 0 FT/SEC				SORBENT AIR FLOW= 0 SCFM			[Ca]/[S]= 0.00			REGISTER ADJUSTMENT												
VALID DATA POINT # 16			ELAPSED TIME, MIN 7				RECORD ON TRK 0			FILE 51															
675	15:24:39	60.2	10123	2817	2787	2023	2001	2607	12156	2817	2001	2023	1354	1354	1304	1304	0.28	0.48	0.68	1.20	3.6	60.0	14.8	330.0	480.0
										154	517	519	536	533	523	517					0.0	72.4	17.9	398.3	579.3
0	0.0	63.3		371	647	641	647	639		122	58	59	138	138	131	131					3.0	62.1	15.3	341.4	496.6
K-TRON=5100 LBS/HR			SLEEVE = 0 in	IN REG= 20 DEG			OUT REG = 10 DEG			SPREADER = 0 IN			P WB(in)= 15.50 in H20				P WB(out)= 13.50 in H20			FURNACE P= 0.02 in H20			COAL P= 4.00 in H20		
MILL IN= 261 F		MILL OUT= 167 F		T WB(in)= 517 F			T WB(out)= 519 F			EXIT 1=1362 F			EXIT 2=1426 F			EXIT 3=1343 F		EXIT 4=1391 F		EXIT 5=1369 F		EXIT 6= 988 F		EXIT(sp)= 1489 F		OFA(sp)= 0 F
SORBENT LBS/HR= 0			SORBENT VELOCITY= 0 FT/SEC				SORBENT AIR FLOW= 0 SCFM			[Ca]/[S]= 0.00															
VALID DATA POINT # 17			ELAPSED TIME, MIN 7				RECORD ON TRK 0			FILE 52															
712	15:50:24	59.2	9967	2920	2679	2130	2026	2489	12243	2920	2026	2130	1339	1339	1244	1244	0.29	0.50	0.71	1.23	4.0	60.0	14.4	340.0	480.0
										153	517	522	533	532	515	514					0.0	74.1	17.0	420.0	592.9
0	0.0	63.3		355	645	640	645	636		126	58	62	136	136	124	124					3.0	63.5	15.2	360.0	508.2
K-TRON=5100 LBS/HR			SLEEVE = 0 in	IN REG= 20 DEG			OUT REG = 10 DEG			SPREADER = -4 IN			P WB(in)= 16.00 in H20				P WB(out)= 14.50 in H20			FURNACE P= 0.02 in H20			COAL P= 8.00 in H20		
MILL IN= 258 F		MILL OUT= 164 F		T WB(in)= 517 F			T WB(out)= 522 F			EXIT 1=1342 F			EXIT 2=1411 F			EXIT 3=1347 F		EXIT 4=1380 F		EXIT 5=1340 F		EXIT 6= 994 F		EXIT(sp)= 1479 F		OFA(sp)= 0 F
SORBENT LBS/HR= 0			SORBENT VELOCITY= 0 FT/SEC				SORBENT AIR FLOW= 0 SCFM			[Ca]/[S]= 0.00															
VALID DATA POINT # 18			ELAPSED TIME, MIN 6				RECORD ON TRK 0			FILE 53															

DATE	10-08-84		TER DIA	10	
SYSTEM	LWS		SPREADER	IMPELLER	
BURNER	DME 60		OFA LOCATN	NONE	
FUEL	UTAH10		OIL CHECK	5.14	

PT#	TIME	LOAD (%) OIL	LOAD (%) CALC	MBTU/HR MEAS	TA SCFM	PRIM	V-2	V-3	V-4	V-5	TOTAL	PRIM	SEC1	SEC2	TER1	TER2	TER3	TER4	PRIM	SEC1	SEC2	TOTAL	O2	CO	CO2	NO	SO2
						FLOW SCFM						FLOW SCFM							SR (CUM)				MEASURED				
						TEMP (F)						TEMP (F)											CORR TO 0% O2				
												VELOCITY (FT/SEC)											CORR TO 3% O2				
801	16:42:40	58.5	9843			2808	2613	2180	2026	2259	11886	2808	2026	2180	1306	1306	1129	1129	0.29	0.49	0.71	1.21	3.7	60.0	15.0	310.0	500.0
												154	514	526	537	536	517	514					0.0	72.8	18.2	376.3	606.9
		0	0.0	63.3			366	642	639	642	633		122	58	64	133	133	113	113					3.0	62.4	15.6	322.5	520.2
E-TRON=5100 LBS/HR				SLEEVE =	0 in	IN REG= 20 DEG			OUT REG = 10 DEG			SPREADER =	0 IN		P WB(in)= 16.50 in H20				P WB(out)= 15.50 in H20			FURNACE P= 0.02 in H20			COAL P= 4.00 in H20		
MILL IN= 265 F				MILL OUT= 165 F		T WB(in)= 514 F			T WB(out)= 526 F			EXIT 1=1352 F			EXIT 2=1416 F			EXIT 3=1339 F			EXIT 4=1373 F	EXIT 5=1343 F		EXIT 6= 988 F		EXIT(sp)= 170 F		OFA(sp)= 0 F
SORBENT LBS/HR= 0				SORBENT VELOCITY= 0 FT/SEC					SORBENT AIR FLOW= 0 SCFM			(Ca)/(S)= 0.00			BASELINE-OPTIMUM												
VALID DATA POINT # 19				ELAPSED TIME, MIN 7					RECORD ON TRK #			FILE S4															
820	16:58:37	60.7	10220			2845	3337	2252	634	3136	12204	2845	634	2252	1668	1668	1568	1568	0.28	0.34	0.56	1.19	3.5	60.0	15.0	245.0	500.0
												154	455	531	553	551	533	529					0.0	72.8	18.0	294.0	600.0
		0	0.0	63.3			374	650	644	633	642		123	17	66	173	173	160	159					3.0	61.7	15.4	252.0	514.3
E-TRON=5100 LBS/HR				SLEEVE =	4 in	IN REG= 20 DEG			OUT REG = 10 DEG			SPREADER =	0 IN		P WB(in)= 18.00 in H20				P WB(out)= 16.00 in H20			FURNACE P= 0.02 in H20			COAL P= 4.00 in H20		
MILL IN= 268 F				MILL OUT= 164 F		T WB(in)= 455 F			T WB(out)= 531 F			EXIT 1=1372 F			EXIT 2=1424 F			EXIT 3=1347 F			EXIT 4=1399 F	EXIT 5=1378 F		EXIT 6=1001 F		EXIT(sp)= 1482 F		OFA(sp)= 0 F
SORBENT LBS/HR= 0				SORBENT VELOCITY= 0 FT/SEC					SORBENT AIR FLOW= 0 SCFM			(Ca)/(S)= 0.00			SLEEVE ADJUSTMENT												
VALID DATA POINT # 20				ELAPSED TIME, MIN 5					RECORD ON TRK #			FILE S5															
844	17:15:08	59.8	10057			2787	3638	2191	2018	3326	13960	2787	2018	2191	1819	1819	1663	1663	0.28	0.48	0.70	1.39	6.0	60.0	13.0	370.0	440.0
												154	509	529	548	548	533	526					0.0	84.0	18.2	518.0	616.0
		0	0.0	63.3			381	641	634	637	635		121	58	64	188	188	169	168					3.0	72.0	15.6	444.0	528.0
E-TRON=5100 LBS/HR				SLEEVE =	0 in	IN REG= 20 DEG			OUT REG = 10 DEG			SPREADER =	0 IN		P WB(in)= 16.00 in H20				P WB(out)= 15.50 in H20			FURNACE P= 0.04 in H20			COAL P= 4.00 in H20		
MILL IN= 270 F				MILL OUT= 165 F		T WB(in)= 509 F			T WB(out)= 529 F			EXIT 1=1345 F			EXIT 2=1409 F			EXIT 3=1323 F			EXIT 4=1366 F	EXIT 5=1334 F		EXIT 6=1027 F		EXIT(sp)= 1445 F		OFA(sp)= 0 F
SORBENT LBS/HR= 0				SORBENT VELOCITY= 0 FT/SEC					SORBENT AIR FLOW= 0 SCFM			(Ca)/(S)= 0.00			EXCESS AIR CURVE												
VALID DATA POINT # 22				ELAPSED TIME, MIN 6					RECORD ON TRK #			FILE S7															
852	17:20:56	59.1	9953			2828	2914	2234	2047	2715	12738	2828	2047	2234	1457	1457	1357	1357	0.28	0.49	0.71	1.28	4.7	55.0	14.2	340.0	470.0
												155	507	527	540	541	521	518					0.0	70.9	18.3	438.0	605.5
		0	0.0	63.3			379	635	631	634	630		123	59	65	149	150	136	136					3.0	68.7	15.7	375.5	519.0
E-TRON=5100 LBS/HR				SLEEVE =	0 in	IN REG= 20 DEG			OUT REG = 10 DEG			SPREADER =	0 IN		P WB(in)= 16.50 in H20				P WB(out)= 15.50 in H20			FURNACE P= 0.04 in H20			COAL P= 4.00 in H20		
MILL IN= 271 F				MILL OUT= 166 F		T WB(in)= 507 F			T WB(out)= 527 F			EXIT 1=1353 F			EXIT 2=1406 F			EXIT 3=1335 F			EXIT 4=1376 F	EXIT 5=1351 F		EXIT 6=1007 F		EXIT(sp)= 1459 F		OFA(sp)= 0 F
SORBENT LBS/HR= 0				SORBENT VELOCITY= 0 FT/SEC					SORBENT AIR FLOW= 0 SCFM			(Ca)/(S)= 0.00			EXCESS AIR CURVE												
VALID DATA POINT # 23				ELAPSED TIME, MIN 6					RECORD ON TRK #			FILE S8															
864	17:31:22	58.5	9853			2845	2833	2321	2062	2802	11263	2845	2062	2321	1017	1017	1001	1001	0.29	0.50	0.73	1.14	2.7	65.0	15.8	305.0	560.0
												154	510	528	527	531	508	509					0.0	74.6	18.1	350.0	642.6
		0	0.0	63.3			370	637	637	640	638		123	59	68	103	103	99	99					3.0	63.9	15.5	300.0	550.8
E-TRON=5100 LBS/HR				SLEEVE =	0 in	IN REG= 20 DEG			OUT REG = 10 DEG			SPREADER =	0 IN		P WB(in)= 17.00 in H20				P WB(out)= 16.00 in H20			FURNACE P= 0.02 in H20			COAL P= 4.10 in H20		
MILL IN= 275 F				MILL OUT= 165 F		T WB(in)= 510 F			T WB(out)= 528 F			EXIT 1=1362 F			EXIT 2=1418 F			EXIT 3=1355 F			EXIT 4=1383 F	EXIT 5=1361 F		EXIT 6= 982 F		EXIT(sp)= 1464 F		OFA(sp)= 0 F
SORBENT LBS/HR= 0				SORBENT VELOCITY= 0 FT/SEC					SORBENT AIR FLOW= 0 SCFM			(Ca)/(S)= 0.00			EXCESS AIR CURVE												
VALID DATA POINT # 24				ELAPSED TIME, MIN 6					RECORD ON TRK #			FILE S9															
879	17:41:27	58.8	9889			2867	1912	2337	2003	1836	10956	2867	2003	2337	956	956	910	910	0.29	0.49	0.73	1.11	2.1	65.0	16.2	300.0	560.0
												152	518	529	524	530	499	507					0.0	72.2	18.0	333.3	622.2
		0	0.0	63.3			375	647	649	650	636		124	58	68	96	97	90	91					3.0	61.9	15.4	285.7	533.3
E-TRON=5100 LBS/HR				SLEEVE =	0 in	IN REG= 20 DEG			OUT REG = 10 DEG			SPREADER =	0 IN		P WB(in)= 17.00 in H20				P WB(out)= 16.00 in H20			FURNACE P= 0.02 in H20			COAL P= 4.10 in H20		
MILL IN= 280 F				MILL OUT= 164 F		T WB(in)= 510 F			T WB(out)= 529 F			EXIT 1=1358 F			EXIT 2=1421 F			EXIT 3=1367 F			EXIT 4=1392 F	EXIT 5=1364 F		EXIT 6= 976 F		EXIT(sp)= 1476 F		OFA(sp)= 0 F
SORBENT LBS/HR= 0				SORBENT VELOCITY= 0 FT/SEC					SORBENT AIR FLOW= 0 SCFM			(Ca)/(S)= 0.00			EXCESS AIR CURVE												
VALID DATA POINT # 25				ELAPSED TIME, MIN 5					RECORD ON TRK #			FILE S0															

DATE	:	10-08-84	TER DIA	:	1.0
SYSTEM	:	LWB	SPREADER	:	IMPELLER
BURNER	:	DME 60	OFA LOCATN	:	NONE
FUEL	:	UTAH1.0	OIL CHECK	:	5.1.4

PT#	TIME	LOAD MBTU/HR	TA	PRIM	V-2	V-3	V-4	V-5	TOTAL	PRIM	SEC1	SEC2	TER1	TER2	TER3	TER4	PRIM	SEC1	SEC2	TOTAL	O2	CO	CO2	NO	SO2
		OIL	CALC				FLOW SCFM						FLOW SCFM						SR (CUM)				MEASURED		
													TEMP (F)										CORR TO 0% OI		
(%)	LOAD	MEAS	SCFM				TEMP (F)						VELOCITY (FT/SEC)										CORR TO 3% O2		
900	17:53:48	57.4	9659	2854	1986	2142	1678	1749	10329	2854	1678	2142	953	953	874	874	0.38	0.47	0.69	1.07	1.4	70.0	16.8	250.0	620.0
										153	495	526	531	537	498	510					0.0	75.0	18.0	267.9	664.3
0	0.0	63.3		373	655	656	658	642		123	47	62	97	97	86	87					3.0	64.3	15.4	229.6	569.4

E-TRON=5100 LBS/HR SLEEVE = 0 In IN REG= 20 DEG OUT REG = 10 DEG SPREADER = 0 IN P WB(in)= 17.00 in H20 P WB(out)= 16.00 in H20 FURNACE P= 0.02 in H20 COAL P= 4.10 in H20

MILL IN= 280 F MILL OUT= 164 F T WB(in)= 495 F T WB(out)= 526 F EXIT 1=1362 F EXIT 2=1420 F EXIT 3=1369 F EXIT 4=1397 F EXIT 5=1366 F EXIT 6= 961 F EXIT(sp)= 1429 F OFA(sp)= 0 F

SORBENT LBS/HR= 0 SORBENT VELOCITY= 0 FT/SEC SORBENT AIR FLOW= 0 SCFM [Ca]/[S]= 0.00 MIN. EXCESS AIR

VALID DATA POINT # 26 ELAPSED TIME, MIN 5 RECORD ON TRK 0 FILE 61

911	18:00:40	59.2	9950	2861	2524	2255	1890	2631	12161	2861	1890	2255	1262	1262	1315	1315	0.29	0.48	0.70	1.22	3.9	70.0	14.6	320.0	580.0
										153	524	536	542	542	530	520					0.0	86.0	17.9	393.0	614.0
0	0.0	63.3		375	662	660	663	653		124	55	66	130	130	133	133					3.0	73.7	15.4	336.8	526.3

E-TRON=5100 LBS/HR SLEEVE = 0 In IN REG= 20 DEG OUT REG = 10 DEG SPREADER = 0 IN P WB(in)= 17.00 in H20 P WB(out)= 16.00 in H20 FURNACE P= 0.02 in H20 COAL P= 4.10 in H20

MILL IN= 279 F MILL OUT= 165 F T WB(in)= 524 F T WB(out)= 536 F EXIT 1=1354 F EXIT 2=1414 F EXIT 3=1336 F EXIT 4=1375 F EXIT 5=1349 F EXIT 6= 998 F EXIT(sp)= 1461 F OFA(sp)= 0 F

SORBENT LBS/HR= 0 SORBENT VELOCITY= 0 FT/SEC SORBENT AIR FLOW= 0 SCFM [Ca]/[S]= 0.00 BASELINE-OPTIMUM

VALID DATA POINT # 27 ELAPSED TIME, MIN 5 RECORD ON TRK 0 FILE 62

835	17:06:39	60.6	10194	2762	2944	2242	2063	2805	12816	2762	2063	2242	1472	1472	1402	1402	0.27	0.47	0.69	1.26	4.4	68.0	14.4	350.0	490.0
										154	586	533	551	546	530	526					0.0	75.9	18.2	442.8	619.9
0	0.0	63.3		383	648	642	643	641		120	59	66	153	152	142	142					3.0	65.1	15.6	379.5	531.3

E-TRON=5100 LBS/HR SLEEVE = 0 In IN REG= 20 DEG OUT REG = 10 DEG SPREADER = 0 IN P WB(in)= 16.00 in H20 P WB(out)= 15.50 in H20 FURNACE P= 0.04 in H20 COAL P= 4.00 in H20

MILL IN= 270 F MILL OUT= 163 F T WB(in)= 506 F T WB(out)= 533 F EXIT 1=1363 F EXIT 2=1414 F EXIT 3=1340 F EXIT 4=1390 F EXIT 5=1353 F EXIT 6=1016 F EXIT(sp)= 1473 F OFA(sp)= 0 F

SORBENT LBS/HR= 0 SORBENT VELOCITY= 0 FT/SEC SORBENT AIR FLOW= 0 SCFM [Ca]/[S]= 0.00

VALID DATA POINT # 21 ELAPSED TIME, MIN 6 RECORD ON TRK 0 FILE 56

DATE : 10-10-84 | TER DIA : 10
SYSTEM : LWS | SPREADER : IMPELLER
BURNER : DM4 60 | OFA LOCATN : NONE
FUEL : UTAH10 | OIL CHECK : 2.86

PT#	TIME	LOAD MBTU/HR	TA	PRIM	V-2	V-3	V-4	V-5	TOTAL	PRIM	SEC1	SEC2	TER1	TER2	TER3	TER4	PRIM	SEC1	SEC2	TOTAL	O2	CO	CO2	NO	SO2
	OIL	CALC		FLOW SCFM						FLOW SCFM							SR (CUM)				MEASURED				
(Z)	LOAD	MEAS	GCFM	TEMP (F)						TEMP (F)											CORR TO 0Z O2				
										VELOCITY (FT/SEC)											CORR TO 3Z O2				
179	09:21:21	60.5	10181	2921	1628	2399	3486	1791	12225	2921	3486	2399	814	814	896	896	0.29	0.63	0.86	1.20	3.6	50.0	15.2	470.0	440.0
										151	552	530	522	537	499	510					0.0	60.3	18.3	567.2	531.0
0	0.0	62.0		356	643	649	655	637		126	184	70	82	83	88	89					3.0	51.7	15.7	486.2	455.2
K-TRON=5000 LBS/HR		SLEEVE = 0 in		IN REG= 40 DEG			OUT REG = 10 DEG			SPREADER = 0 IN			P WB(in)= 15.50 in H20			P WB(out)= 16.00 in H20			FURNACE P= 0.01 in H20			COAL P= 4.00 in H20		
MILL IN= 259 F		MILL OUT= 156 F		T WB(in)= 552 F			T WB(out)= 530 F			EXIT 1=1357 F			EXIT 2=1417 F			EXIT 3=1363 F			EXIT 4=1385 F			EXIT 5=1351 F		
EXIT 6= 984 F		EXIT(sp)= 1408 F					OFA(sp)= 0 F																		
SORBENT LBS/HR= 0		SORBENT VELOCITY= 0 FT/SEC					SORBENT AIR FLOW= 0 SCFM			[Ca]/[S]= 0.00			UNSTAGED OPERATION												
VALID DATA POINT # 1				ELAPSED TIME, MIN 10						RECORD ON TRK 0											FILE 63				
230	09:53:21	59.6	10033	2893	1968	2523	2527	1937	11848	2893	2527	2523	984	984	968	968	0.29	0.54	0.79	1.18	3.3	55.0	15.6	395.0	580.0
										158	589	515	537	540	506	512					0.0	65.3	18.5	468.6	593.2
0	0.0	64.5		358	643	646	649	636		125	72	73	101	101	96	96					3.0	55.9	15.9	401.7	508.5
K-TRON=5200 LBS/HR		SLEEVE = 0 in		IN REG= 40 DEG			OUT REG = 10 DEG			SPREADER = 0 IN			P WB(in)= 10.00 in H20			P WB(out)= 15.50 in H20			FURNACE P= 0.01 in H20			COAL P= 4.00 in H20		
MILL IN= 262 F		MILL OUT= 155 F		T WB(in)= 589 F			T WB(out)= 515 F			EXIT 1=1366 F			EXIT 2=1431 F			EXIT 3=1338 F			EXIT 4=1380 F			EXIT 5=1357 F		
EXIT 6=1242 F		EXIT(sp)= 1387 F					OFA(sp)= 0 F																		
SORBENT LBS/HR= 0		SORBENT VELOCITY= 0 FT/SEC					SORBENT AIR FLOW= 0 SCFM			[Ca]/[S]= 0.00			STAGING CURVE												
VALID DATA POINT # 2				ELAPSED TIME, MIN 6						RECORD ON TRK 0											FILE 64				
299	10:29:01	61.7	10389	2844	2685	2356	1934	2657	12475	2844	1934	2356	1343	1343	1328	1328	0.27	0.46	0.69	1.20	3.6	50.0	15.0	385.0	480.0
										153	475	507	549	543	524	523					0.0	60.3	18.1	368.1	482.8
0	0.0	64.5		363	646	643	644	640		123	53	67	139	138	134	134					3.0	51.7	15.5	315.5	413.8
K-TRON=5200 LBS/HR		SLEEVE = 0 in		IN REG= 40 DEG			OUT REG = 10 DEG			SPREADER = 0 IN			P WB(in)= 5.50 in H20			P WB(out)= 13.50 in H20			FURNACE P= 0.01 in H20			COAL P= 4.00 in H20		
MILL IN= 267 F		MILL OUT= 163 F		T WB(in)= 475 F			T WB(out)= 507 F			EXIT 1=1365 F			EXIT 2=1430 F			EXIT 3=1358 F			EXIT 4=1399 F			EXIT 5=1367 F		
EXIT 6=1269 F		EXIT(sp)= 1405 F					OFA(sp)= 0 F																		
SORBENT LBS/HR= 0		SORBENT VELOCITY= 0 FT/SEC					SORBENT AIR FLOW= 0 SCFM			[Ca]/[S]= 0.00			STAGING CURVE												
VALID DATA POINT # 3				ELAPSED TIME, MIN 8						RECORD ON TRK 0											FILE 65				
328	10:54:56	61.5	10354	3076	2985	2086	1410	2867	12363	3076	1410	2086	1492	1492	1404	1404	0.38	0.43	0.63	1.19	3.5	50.0	15.0	265.0	480.0
										159	448	504	559	557	530	529					0.0	60.0	18.0	318.0	576.0
0	0.0	64.5		344	649	644	645	642		134	38	59	156	156	142	142					3.0	51.4	15.4	272.6	493.7
K-TRON=5200 LBS/HR		SLEEVE = 0 in		IN REG= 40 DEG			OUT REG = 10 DEG			SPREADER = 0 IN			P WB(in)= 5.50 in H20			P WB(out)= 13.50 in H20			FURNACE P= 0.01 in H20			COAL P= 4.00 in H20		
MILL IN= 265 F		MILL OUT= 162 F		T WB(in)= 448 F			T WB(out)= 504 F			EXIT 1=1364 F			EXIT 2=1426 F			EXIT 3=1360 F			EXIT 4=1400 F			EXIT 5=1356 F		
EXIT 6=1273 F		EXIT(sp)= 1409 F					OFA(sp)= 0 F																		
SORBENT LBS/HR= 0		SORBENT VELOCITY= 0 FT/SEC					SORBENT AIR FLOW= 0 SCFM			[Ca]/[S]= 0.00			STAGING CURVE												
VALID DATA POINT # 4				ELAPSED TIME, MIN 6						RECORD ON TRK 0											FILE 66				
343	11:03:58	63.3	10654	3066	3071	1773	1150	3591	12651	3066	1150	1773	1536	1536	1795	1795	0.29	0.40	0.56	1.19	3.4	50.0	15.2	225.0	460.0
										154	430	495	555	554	538	535					0.0	59.7	18.1	268.5	548.9
0	0.0	64.5		343	648	639	641	643		133	30	50	160	160	184	183					3.0	51.1	15.5	230.1	470.5
K-TRON=5200 LBS/HR		SLEEVE = 0 in		IN REG= 40 DEG			OUT REG = 10 DEG			SPREADER = 0 IN			P WB(in)= 2.10 in H20			P WB(out)= 0.00 in H20			FURNACE P= 0.01 in H20			COAL P= 4.00 in H20		
MILL IN= 269 F		MILL OUT= 162 F		T WB(in)= 430 F			T WB(out)= 495 F			EXIT 1=1382 F			EXIT 2=1447 F			EXIT 3=1363 F			EXIT 4=1415 F			EXIT 5=1362 F		
EXIT 6=1268 F		EXIT(sp)= 1420 F					OFA(sp)= 0 F																		
SORBENT LBS/HR= 0		SORBENT VELOCITY= 0 FT/SEC					SORBENT AIR FLOW= 0 SCFM			[Ca]/[S]= 0.00			STAGING CURVE												
VALID DATA POINT # 5				ELAPSED TIME, MIN 6						RECORD ON TRK 0											FILE 67				
448	12:05:00	59.9	10882	2976	2446	2279	2001	2472	12174	2976	2001	2279	1223	1223	1236	1236	0.38	0.49	0.72	1.21	3.7	45.0	15.0	330.0	440.0
										177	517	533	536	557	543	545					0.0	54.6	18.2	400.6	534.1
0	0.0	62.0		351	645	643	646	639		134	58	67	125	127	127	127					3.0	46.0	15.6	343.4	457.0
K-TRON=5000 LBS/HR		SLEEVE = 0 in		IN REG= 20 DEG			OUT REG = 10 DEG			SPREADER = 0 IN			P WB(in)= 17.00 in H20			P WB(out)= 16.00 in H20			FURNACE P= 0.01 in H20			COAL P= 4.00 in H20		
MILL IN= 443 F		MILL OUT= 165 F		T WB(in)= 517 F			T WB(out)= 533 F			EXIT 1=1365 F			EXIT 2=1436 F			EXIT 3=1347 F			EXIT 4=1392 F			EXIT 5=1354 F		
EXIT 6=1261 F		EXIT(sp)= 1396 F					OFA(sp)= 0 F																		
SORBENT LBS/HR= 0		SORBENT VELOCITY= 0 FT/SEC					SORBENT AIR FLOW= 0 SCFM			[Ca]/[S]= 0.00			OPTIMUM-STAGED												
VALID DATA POINT # 6				ELAPSED TIME, MIN 8						RECORD ON TRK 0											FILE 68				

DATE : 10-10-84
SYSTEM : LWS
BURNER : DMB 60
FUEL : UTAH1.0

TER DIA : 1.0
SPREADER : IMPELLER
OFA LOCATN : NONE
OIL CHECK : 2.86

PT#	TIME	LOAD MBTU/HR CALC	TA SCFM	PRIM	V-2	V-3	V-4	V-5	TOTAL	PRIM	SEC1	SEC2	TER1	TER2	TER3	TER4	PRIM	SEC1	SEC2	TOTAL	O2	CO	CO2	NO	SO2
				FLOW SCFM						FLOW SCFM							SR (CUM)				MEASURED				
				TEMP (F)						TEMP (F)											CORR TO 0% O2				
OIL (%)	LOAD	MEAS								VELOCITY (FT/SEC)											CORR TO 3% O2				
462	12:15:29	60.8	10227	2941	2452	2272	2805	2473	12144	2941	2805	2272	1226	1226	1237	1237	0.29	0.48	0.71	1.19	3.4	50.0	15.2	325.0	460.0
										154	518	533	536	534	523	518					0.0	59.7	18.1	387.8	548.9
0	0.0	62.0		353	646	644	647	639		128	58	67	125	125	125	124					3.0	51.1	15.5	332.4	470.5

K-TRON=5000 LBS/HR SLEEVE = 0 in IN REG= 20 DEG OUT REG = 10 DEG SPREADER = 0 IN P WB(in)= 17.00 in H20 P WB(out)= 16.00 in H20 FURNACE P= 0.01 in H20 COAL P= 4.00 in H20
MILL IN= 274 F MILL OUT= 164 F T WB(in)= 518 F T WB(out)= 533 F EXIT 1=1354 F EXIT 2=1412 F EXIT 3=1340 F EXIT 4=1383 F EXIT 5=1340 F EXIT 6=1260 F EXIT(sp)= 1382 F OFA(sp)= 0 F
SORBENT LBS/HR= 0 SORBENT VELOCITY= 0 FT/SEC SORBENT AIR FLOW= 0 SCFM (Ca)/(S)= 0.00 BASELINE-STAGED-GRAB SAMPLE
VALID DATA POINT 0 7 ELAPSED TIME, MIN 7 RECORD ON TRK 0 FILE 69

548	13:06:34	62.4	10503	2916	3137	1685	1845	3029	12612	2916	1845	1685	1568	1568	1515	1515	0.28	0.45	0.61	1.20	3.6	50.0	15.0	278.0	460.0
										154	504	468	533	533	521	515					0.0	60.3	18.1	325.9	555.2
0	0.0	62.0		355	632	622	630	626		126	53	46	160	160	152	151					3.0	51.7	15.5	279.3	475.9

K-TRON=5000 LBS/HR SLEEVE = 0 in IN REG= 20 DEG OUT REG = 10 DEG SPREADER = 0 IN P WB(in)= 13.00 in H20 P WB(out)= 10.00 in H20 FURNACE P= 0.01 in H20 COAL P= 4.00 in H20
MILL IN= 267 F MILL OUT= 166 F T WB(in)= 504 F T WB(out)= 468 F EXIT 1=1373 F EXIT 2=1441 F EXIT 3=1350 F EXIT 4=1398 F EXIT 5=1356 F EXIT 6=1262 F EXIT(sp)= 1378 F OFA(sp)= 0 F
SORBENT LBS/HR= 0 SORBENT VELOCITY= 0 FT/SEC SORBENT AIR FLOW= 0 SCFM (Ca)/(S)= 0.00 STAGING CURVE
VALID DATA POINT 0 8 ELAPSED TIME, MIN 8 RECORD ON TRK 0 FILE 70

588	13:35:21	60.6	10206	2916	3523	1052	1298	3544	12324	2916	1298	1052	1762	1762	1772	1772	0.29	0.41	0.52	1.21	3.7	50.0	14.8	188.0	460.0
										153	483	423	542	541	526	521					0.0	60.7	18.0	218.5	558.4
0	0.0	62.0		353	635	613	628	628		126	36	27	181	181	179	178					3.0	52.0	15.4	187.3	478.6

K-TRON=5000 LBS/HR SLEEVE = 0 in IN REG= 20 DEG OUT REG = 10 DEG SPREADER = 0 IN P WB(in)= 6.40 in H20 P WB(out)= 4.20 in H20 FURNACE P= 0.01 in H20 COAL P= 4.00 in H20
MILL IN= 271 F MILL OUT= 166 F T WB(in)= 483 F T WB(out)= 423 F EXIT 1=1380 F EXIT 2=1436 F EXIT 3=1347 F EXIT 4=1398 F EXIT 5=1350 F EXIT 6=1254 F EXIT(sp)= 1395 F OFA(sp)= 0 F
SORBENT LBS/HR= 0 SORBENT VELOCITY= 0 FT/SEC SORBENT AIR FLOW= 0 SCFM (Ca)/(S)= 0.00 STAGING CURVE
VALID DATA POINT 0 9 ELAPSED TIME, MIN 8 RECORD ON TRK 0 FILE 71

617	13:53:31	61.1	10277	2938	2514	2191	1997	2631	12272	2938	1997	2191	1257	1257	1315	1315	0.29	0.48	0.69	1.19	3.5	50.0	15.0	325.0	460.0
										152	502	514	520	516	509	507					0.0	60.0	18.0	390.0	552.8
0	0.0	62.0		350	633	629	633	626		127	57	63	126	126	131	130					3.0	51.4	15.4	334.3	473.1

K-TRON=5000 LBS/HR SLEEVE = 0 in IN REG= 20 DEG OUT REG = 10 DEG SPREADER = 0 IN P WB(in)= 16.50 in H20 P WB(out)= 15.00 in H20 FURNACE P= 0.01 in H20 COAL P= 4.00 in H20
MILL IN= 262 F MILL OUT= 165 F T WB(in)= 502 F T WB(out)= 514 F EXIT 1=1372 F EXIT 2=1437 F EXIT 3=1355 F EXIT 4=1400 F EXIT 5=1363 F EXIT 6=1259 F EXIT(sp)= 1406 F OFA(sp)= 0 F
SORBENT LBS/HR= 0 SORBENT VELOCITY= 0 FT/SEC SORBENT AIR FLOW= 0 SCFM (Ca)/(S)= 0.00 OPTIMUM STAGED
VALID DATA POINT 0 10 ELAPSED TIME, MIN 7 RECORD ON TRK 0 FILE 72

650	14:13:05	48.2	8189	2916	1227	2219	2075	1193	9629	2916	2075	2219	614	614	596	596	0.36	0.62	0.89	1.19	3.4	50.0	15.0	380.0	460.0
										152	515	521	489	497	453	469					0.0	59.7	17.9	453.4	548.9
0	0.0	62.0		332	636	647	650	628		126	60	64	60	60	56	57					3.0	51.1	15.3	388.6	470.5

K-TRON=5000 LBS/HR SLEEVE = 0 in IN REG= 20 DEG OUT REG = 10 DEG SPREADER = 0 IN P WB(in)= 18.00 in H20 P WB(out)= 15.50 in H20 FURNACE P= 0.00 in H20 COAL P= 4.00 in H20
MILL IN= 256 F MILL OUT= 165 F T WB(in)= 515 F T WB(out)= 521 F EXIT 1=1287 F EXIT 2=1342 F EXIT 3=1280 F EXIT 4=1311 F EXIT 5=1279 F EXIT 6=1171 F EXIT(sp)= 1312 F OFA(sp)= 0 F
SORBENT LBS/HR= 0 SORBENT VELOCITY= 0 FT/SEC SORBENT AIR FLOW= 0 SCFM (Ca)/(S)= 0.00 REDUCED LOAD
VALID DATA POINT 0 11 ELAPSED TIME, MIN 10 RECORD ON TRK 0 FILE 73

688	14:38:42	61.6	10373	2925	2323	2263	1999	2740	12250	2925	1999	2263	1161	1161	1370	1370	0.28	0.47	0.69	1.18	3.3	50.0	15.2	325.0	470.0
										151	520	536	535	533	523	519					0.0	59.3	18.0	385.6	557.6
0	0.0	62.0		348	652	650	654	645		126	58	67	110	110	138	137					3.0	50.0	15.5	330.5	478.0

K-TRON=5000 LBS/HR SLEEVE = 0 in IN REG= 20 DEG OUT REG = 10 DEG SPREADER = 0 IN P WB(in)= 17.50 in H20 P WB(out)= 16.00 in H20 FURNACE P= 0.01 in H20 COAL P= 4.00 in H20
MILL IN= 266 F MILL OUT= 163 F T WB(in)= 520 F T WB(out)= 536 F EXIT 1=1381 F EXIT 2=1441 F EXIT 3=1357 F EXIT 4=1406 F EXIT 5=1361 F EXIT 6=1277 F EXIT(sp)= 1397 F OFA(sp)= 0 F
SORBENT LBS/HR= 0 SORBENT VELOCITY= 0 FT/SEC SORBENT AIR FLOW= 0 SCFM (Ca)/(S)= 0.00 BASELINE-STAGED
VALID DATA POINT 0 12 ELAPSED TIME, MIN 6 RECORD ON TRK 0 FILE 74

DATE : 10-10-84 TER DIA : 1.0
SYSTEM : LWS SPREADER : IMPELLER
BURNER : DME 60 OFA LOCATN : NONE
FUEL : COMANCHE OIL CHECK : 2.86

PT#	TIME	LOAD OIL (%)	LOAD MBTU/HR CALC	LOAD MBTU/HR MEAS	TA SCFM	PRIM FLOW SCFM	V-2 FLOW SCFM	V-3 FLOW SCFM	V-4 FLOW SCFM	V-5 FLOW SCFM	TOTAL FLOW SCFM	PRIM TEMP (F)	SEC1 TEMP (F)	SEC2 TEMP (F)	TER1 TEMP (F)	TER2 TEMP (F)	TER3 TEMP (F)	TER4 TEMP (F)	PRIM SR (CUM)	SEC1 SR (CUM)	SEC2 SR (CUM)	TOTAL SR (CUM)	O2 MEASURED	CO MEASURED	CO2 MEASURED CORR TO 0% O2	NO MEASURED CORR TO 3% O2	SO2 MEASURED CORR TO 3% O2
						VELOCITY (FT/SEC)																					
167	16:23:09	60.9	10216			2393	2986	2286	2011	2749	12424	2393	2011	2286	1493	1493	1374	1374	0.23	0.43	0.65	1.22	3.0	40.0	15.0	360.0	360.0
												145	495	509	516	515	499	498					0.0	48.8	18.3	439.5	439.5
0	0.0	60.9				838	618	614	618	611		102	57	65	149	149	135	135					3.0	41.9	15.7	376.7	376.7

K-TRON=6100 LBS/HR SLEEVE = 0 in IN REG= 20 DEG OUT REG = 10 DEG SPREADER = 0 IN P WB(in)= 17.00 in H2O P WB(out)= 16.00 in H2O FURNACE P= 0.05 in H2O COAL P= 4.00 in H2O

MILL IN= 485 F MILL OUT= 151 F T WB(in)= 495 F T WB(out)= 509 F EXIT 1=1388 F EXIT 2=1462 F EXIT 3=1382 F EXIT 4=1432 F EXIT 5=1375 F EXIT 6=1310 F EXIT(sp)= 1423 F OFA(sp)= 0 F

SORBENT LBS/HR= 0 SORBENT VELOCITY= 0 FT/SEC SORBENT AIR FLOW= 0 SCFM (Ca)/(S)= 0.00

VALID DATA POINT 0 13 ELAPSED TIME, MIN 10 RECORD ON TRK 0 FILE 75

DATE : 10-11-84 TER DIA : 10
SYSTEM : LWS SPREADER : IMPELLER
BURNER : DME 60 OFA LOCATN : NONE
FUEL : COMANCHE OIL CHECK : 1.79

PT#	TIME	LOAD OIL (%)	LOAD MBTU/HR CALC	LOAD MBTU/HR MEAS	TA SCFM	PRIM FLOW SCFM TEMP (F)	V-2 FLOW SCFM TEMP (F)	V-3 FLOW SCFM TEMP (F)	V-4 FLOW SCFM TEMP (F)	V-5 FLOW SCFM TEMP (F)	TOTAL FLOW SCFM TEMP (F)	PRIM TEMP (F) VELOCITY (FT/SEC)	SEC1 TEMP (F) VELOCITY (FT/SEC)	SEC2 TEMP (F) VELOCITY (FT/SEC)	TER1 TEMP (F) VELOCITY (FT/SEC)	TER2 TEMP (F) VELOCITY (FT/SEC)	TER3 TEMP (F) VELOCITY (FT/SEC)	TER4 TEMP (F) VELOCITY (FT/SEC)	PRIM SR (CUM)	SEC1 SR (CUM)	SEC2 SR (CUM)	TOTAL SR (CUM)	O2 MEASURED	CO MEASURED	CO2 MEASURED CORR TO 0% O2 CORR TO 3% O2	NO MEASURED	SO2 MEASURED
283	10:08:48	62.2	10426			2631	2762	2253	2015	2532	12192	2631	2015	2253	1381	1381	1266	1266	0.25	0.45	0.66	1.17	3.1	35.0	16.6	310.0	360.0
												139	519	531	542	541	517	515					0.0	41.1	19.5	363.7	422.3
		0	0.0	58.9		708	648	643	648	639		111	58	66	142	142	127	126					3.0	35.2	16.7	311.7	362.0
K-TRON=5900 LBS/HR		SLEEVE = 0 in		IN REG= 20 DEG		OUT REG = 10 DEG		SPREADER = 0 IN		P WB(in)= 17.50 in H20		P WB(out)= 16.00 in H20		FURNACE P= 0.01 in H20		COAL P= 4.00 in H20											
MILL IN= 438 F		MILL OUT= 143 F		T WB(in)= 519 F		T WB(out)= 531 F		EXIT 1=1413 F		EXIT 2=1469 F		EXIT 3=1371 F		EXIT 4=1445 F		EXIT 5=1390 F		EXIT 6=1455 F		EXIT(sp)= 97 F		OFA(sp)= 0 F					
SORBENT LBS/HR= 0		SORBENT VELOCITY= 0 FT/SEC		SORBENT AIR FLOW= 0 SCFM		[Ca]/[S]= 0.00		BASELINE-STAGED-GRAB SAMPLE																			
VALID DATA POINT # 1		ELAPSED TIME, MIN 10		RECORD ON TRK #		FILE 76																					
215	10:21:20	61.1	10245			2673	2983	2249	2005	2693	12603	2673	2005	2249	1492	1492	1346	1346	0.26	0.46	0.68	1.23	4.0	35.0	15.6	340.0	320.0
												139	509	523	534	532	515	511					0.0	43.2	19.3	410.0	395.3
		0	0.0	58.9		705	643	638	643	635		113	57	65	152	152	135	134					3.0	37.1	16.5	360.0	338.8
K-TRON=5900 LBS/HR		SLEEVE = 0 in		IN REG= 20 DEG		OUT REG = 10 DEG		SPREADER = 0 IN		P WB(in)= 17.50 in H20		P WB(out)= 16.00 in H20		FURNACE P= 0.01 in H20		COAL P= 4.00 in H20											
MILL IN= 434 F		MILL OUT= 143 F		T WB(in)= 509 F		T WB(out)= 523 F		EXIT 1=1390 F		EXIT 2=1466 F		EXIT 3=1361 F		EXIT 4=1427 F		EXIT 5=1354 F		EXIT 6=1448 F		EXIT(sp)= 1462 F		OFA(sp)= 0 F					
SORBENT LBS/HR= 0		SORBENT VELOCITY= 0 FT/SEC		SORBENT AIR FLOW= 0 SCFM		[Ca]/[S]= 0.00		EXCESS AIR CURVE																			
VALID DATA POINT # 2		ELAPSED TIME, MIN 8		RECORD ON TRK #		FILE 77																					
245	10:40:03	57.3	9613			2696	2753	2241	2004	2705	12399	2696	2004	2241	1377	1377	1352	1352	0.28	0.49	0.72	1.29	4.8	33.0	15.8	390.0	270.0
												141	509	524	533	530	513	513					0.0	42.8	19.4	505.6	350.0
		0	0.0	58.9		699	641	637	642	634		114	57	65	140	140	135	135					3.8	36.7	16.7	433.3	300.0
K-TRON=5900 LBS/HR		SLEEVE = 0 in		IN REG= 20 DEG		OUT REG = 10 DEG		SPREADER = 0 IN		P WB(in)= 17.50 in H20		P WB(out)= 16.00 in H20		FURNACE P= 0.01 in H20		COAL P= 4.00 in H20											
MILL IN= 450 F		MILL OUT= 145 F		T WB(in)= 509 F		T WB(out)= 524 F		EXIT 1=1379 F		EXIT 2=1455 F		EXIT 3=1351 F		EXIT 4=1411 F		EXIT 5=1359 F		EXIT 6=1439 F		EXIT(sp)= 1430 F		OFA(sp)= 0 F					
SORBENT LBS/HR= 0		SORBENT VELOCITY= 0 FT/SEC		SORBENT AIR FLOW= 0 SCFM		[Ca]/[S]= 0.00		EXCESS AIR CURVE																			
VALID DATA POINT # 3		ELAPSED TIME, MIN 7		RECORD ON TRK #		FILE 78																					
264	10:53:21	58.5	9802			2669	3489	2200	1975	3208	13462	2669	1975	2200	1704	1704	1604	1604	0.27	0.47	0.78	1.37	5.8	30.8	14.0	410.0	260.0
												143	509	524	541	542	522	519					0.0	41.4	19.3	566.4	359.2
		0	0.0	58.9		706	640	635	640	633		114	57	64	175	175	161	161					3.0	35.5	16.6	485.5	307.9
K-TRON=5900 LBS/HR		SLEEVE = 0 in		IN REG= 20 DEG		OUT REG = 10 DEG		SPREADER = 0 IN		P WB(in)= 18.00 in H20		P WB(out)= 16.00 in H20		FURNACE P= 0.01 in H20		COAL P= 4.00 in H20											
MILL IN= 453 F		MILL OUT= 146 F		T WB(in)= 509 F		T WB(out)= 524 F		EXIT 1=1372 F		EXIT 2=1438 F		EXIT 3=1342 F		EXIT 4=1404 F		EXIT 5=1349 F		EXIT 6=1415 F		EXIT(sp)= 1458 F		OFA(sp)= 0 F					
SORBENT LBS/HR= 0		SORBENT VELOCITY= 0 FT/SEC		SORBENT AIR FLOW= 0 SCFM		[Ca]/[S]= 0.00		EXCESS AIR CURVE																			
VALID DATA POINT # 4		ELAPSED TIME, MIN 6		RECORD ON TRK #		FILE 79																					
290	11:07:06	62.6	10504			2645	2275	2286	2046	2578	11830	2645	2046	2286	1137	1137	1289	1289	0.25	0.45	0.66	1.13	2.4	35.0	16.8	315.0	380.0
												142	494	506	510	510	494	493					0.0	39.5	19.0	355.6	429.8
		0	0.0	58.9		710	616	615	620	610		112	58	65	113	113	126	126					3.0	33.9	16.3	304.8	367.7
K-TRON=5900 LBS/HR		SLEEVE = 0 in		IN REG= 20 DEG		OUT REG = 10 DEG		SPREADER = 0 IN		P WB(in)= 18.00 in H20		P WB(out)= 16.50 in H20		FURNACE P= 0.01 in H20		COAL P= 4.00 in H20											
MILL IN= 443 F		MILL OUT= 146 F		T WB(in)= 494 F		T WB(out)= 506 F		EXIT 1=1437 F		EXIT 2=1518 F		EXIT 3=1418 F		EXIT 4=1478 F		EXIT 5=1428 F		EXIT 6=1504 F		EXIT(sp)= 1530 F		OFA(sp)= 0 F					
SORBENT LBS/HR= 0		SORBENT VELOCITY= 0 FT/SEC		SORBENT AIR FLOW= 0 SCFM		[Ca]/[S]= 0.00		EXCESS AIR CURVE																			
VALID DATA POINT # 5		ELAPSED TIME, MIN 7		RECORD ON TRK #		FILE 80																					
303	11:18:57	61.5	10317			2690	2210	2304	2053	2122	11380	2690	2053	2304	1105	1105	1061	1061	0.26	0.46	0.68	1.10	2.0	40.0	17.0	300.0	420.0
												142	492	507	506	507	486	486					0.0	44.2	18.8	331.6	464.2
		0	0.0	58.9		711	611	611	614	604		114	58	66	109	110	103	103					3.0	37.9	16.1	284.2	397.9
K-TRON=5900 LBS/HR		SLEEVE = 0 in		IN REG= 20 DEG		OUT REG = 10 DEG		SPREADER = 0 IN		P WB(in)= 18.00 in H20		P WB(out)= 16.50 in H20		FURNACE P= 0.01 in H20		COAL P= 4.00 in H20											
MILL IN= 447 F		MILL OUT= 145 F		T WB(in)= 492 F		T WB(out)= 507 F		EXIT 1=1404 F		EXIT 2=1479 F		EXIT 3=1279 F		EXIT 4=1433 F		EXIT 5=1384 F		EXIT 6=1461 F		EXIT(sp)= 1403 F		OFA(sp)= 0 F					
SORBENT LBS/HR= 0		SORBENT VELOCITY= 0 FT/SEC		SORBENT AIR FLOW= 0 SCFM		[Ca]/[S]= 0.00		MINIMUM EXCESS AIR																			
VALID DATA POINT # 6		ELAPSED TIME, MIN 6		RECORD ON TRK #		FILE 81																					

DATE	:	10-11-84	TER DIA	:	10
SYSTEM	:	LWS	SPREADER	:	IMPELLER
BURNER	:	DMB 60	OFA LOCATN	:	NONE
FUEL	:	COMANCHE	OIL CHECK	:	1.79

PT#	TIME	LOAD MBTU/HR	TA	PRIM	V-2	V-3	V-4	V-5	TOTAL	PRIM	SEC1	SEC2	TER1	TER2	TER3	TER4	PRIM	SEC1	SEC2	TOTAL	O2	CO	CO2	NO	SO2
		OIL				FLOW SCFM							FLOW SCFM					SR (CUM)						MEASURED	
		CALC	SCFM										TEMP (F)											CORR TO 0% O2	
(%)	LOAD	MEAS				TEMP (F)							VELOCITY (FT/SEC)											CORR TO 3% O2	
360	11:53:44	62.3	10446	2624	2957	2034	1986	2889	12490	2624	1986	2034	1479	1479	1445	1445	0.25	0.44	0.64	1.20	3.5	35.0	16.0	295.0	320.0
										142	488	492	513	511	498	494					0.0	42.0	19.2	354.0	384.0
0	0.0	58.9		719	614	608	613	607		111	56	57	148	147	142	141					3.0	36.0	16.5	303.4	329.1
K-TRON=5900 LBS/HR		SLEEVE =	0 in	IN REG=	20 DEG		OUT REG =	10 DEG		SPREADER =	0 IN		P WB(in)=	18.00	in H2O		P WB(out)=	16.50	in H2O		FURNACE P=	0.01	in H2O	COAL P=	4.00	in H2O
MILL IN=	452 F	MILL OUT=	146 F	T WB(in)=	488 F		T WB(out)=	492 F	EXIT 1=1448 F		EXIT 2=1532 F		EXIT 3=	513 F		EXIT 4=1466 F		EXIT 5=1405 F		EXIT 6=1485 F		EXIT(sp)=	1528 F	OFA(sp)=	0 F
SORBENT LBS/HR=	0	SORBENT VELOCITY=	0 FT/SEC	SORBENT AIR FLOW=	0	SCFM	[Ca]/[S]=	0.00																	
VALID DATA POINT #	7	ELAPSED TIME, MIN	5	RECORD ON TRK	0	FILE	02																		
564	13:56:46	60.4	10132	2530	1919	2364	3387	1915	12114	2530	3387	2364	959	959	957	957	0.25	0.58	0.82	1.20	3.5	35.0	15.6	565.0	300.0
										151	513	492	488	492	464	474					0.0	42.0	18.7	678.0	360.0
0	0.0	58.9		794	604	603	609	597		109	97	66	93	94	91	92					3.0	36.0	16.0	581.1	308.6
K-TRON=5900 LBS/HR		SLEEVE =	0 in	IN REG=	40 DEG		OUT REG =	10 DEG		SPREADER =	0 IN		P WB(in)=	15.70	in H2O		P WB(out)=	16.00	in H2O		FURNACE P=	0.01	in H2O	COAL P=	4.00	in H2O
MILL IN=	502 F	MILL OUT=	159 F	T WB(in)=	513 F		T WB(out)=	492 F	EXIT 1=1421 F		EXIT 2=1492 F		EXIT 3=1439 F			EXIT 4=1481 F		EXIT 5=1415 F		EXIT 6=1487 F		EXIT(sp)=	180 F	OFA(sp)=	0 F
SORBENT LBS/HR=	0	SORBENT VELOCITY=	0 FT/SEC	SORBENT AIR FLOW=	0	SCFM	[Ca]/[S]=	0.00	REGISTER ADJUSTMENT-STAGING																
VALID DATA POINT #	8	ELAPSED TIME, MIN	7	RECORD ON TRK	0	FILE	03																		
582	14:07:41	61.3	10283	2484	2300	2448	2889	2243	12365	2484	2889	2448	1150	1150	1122	1122	0.24	0.52	0.76	1.20	3.6	35.0	15.2	510.0	300.0
										148	477	470	484	488	472	470					0.0	42.2	18.3	615.5	362.1
0	0.0	58.9		742	593	594	599	587		107	80	67	111	112	107	107					3.0	36.2	15.7	527.6	310.3
K-TRON=5900 LBS/HR		SLEEVE =	0 in	IN REG=	40 DEG		OUT REG =	10 DEG		SPREADER =	0 IN		P WB(in)=	12.00	in H2O		P WB(out)=	15.20	in H2O		FURNACE P=	0.01	in H2O	COAL P=	4.00	in H2O
MILL IN=	478 F	MILL OUT=	154 F	T WB(in)=	477 F		T WB(out)=	470 F	EXIT 1=1451 F		EXIT 2=1528 F		EXIT 3=1441 F			EXIT 4=1493 F		EXIT 5=1440 F		EXIT 6=1502 F		EXIT(sp)=	1550 F	OFA(sp)=	0 F
SORBENT LBS/HR=	0	SORBENT VELOCITY=	0 FT/SEC	SORBENT AIR FLOW=	0	SCFM	[Ca]/[S]=	0.00	STAGING CURVE																
VALID DATA POINT #	9	ELAPSED TIME, MIN	7	RECORD ON TRK	0	FILE	04																		
638	14:38:39	60.6	10170	2568	2575	2403	1955	2458	11958	2568	1955	2403	1287	1287	1229	1229	0.25	0.44	0.68	1.18	3.2	35.0	16.0	350.0	350.0
										145	442	472	504	500	482	483					0.0	41.3	18.9	412.9	412.9
0	0.0	58.9		724	607	606	606	599		110	52	66	127	127	119	119					3.0	35.4	16.2	353.9	353.9
K-TRON=5900 LBS/HR		SLEEVE =	0 in	IN REG=	40 DEG		OUT REG =	10 DEG		SPREADER =	0 IN		P WB(in)=	12.00	in H2O		P WB(out)=	15.20	in H2O		FURNACE P=	0.01	in H2O	COAL P=	4.00	in H2O
MILL IN=	452 F	MILL OUT=	149 F	T WB(in)=	442 F		T WB(out)=	472 F	EXIT 1=1468 F		EXIT 2=1535 F		EXIT 3=1418 F			EXIT 4=1492 F		EXIT 5=1451 F		EXIT 6=1504 F		EXIT(sp)=	1541 F	OFA(sp)=	0 F
SORBENT LBS/HR=	0	SORBENT VELOCITY=	0 FT/SEC	SORBENT AIR FLOW=	0	SCFM	[Ca]/[S]=	0.00																	
VALID DATA POINT #	10	ELAPSED TIME, MIN	9	RECORD ON TRK	0	FILE	05																		

DATE : 1.0—1.12—84
SYSTEM : LWS
BURNER : DME 60
FUEL : ILLINOIS4

TER DIA : 1.0
SPREADER : IMPELLER
OFA LOCATN : NONE
OIL CHECK : 1.1.12

PT#	TIME	LOAD MBTU/HR	TA	PRIM	V-2	V-3	V-4	V-5	TOTAL	PRIM	SEC1	SEC2	TER1	TER2	TER3	TER4	PRIM	SEC1	SEC2	TOTAL	O2	CO	CO2	NO	SO2
	OIL	CALC	SCFM			FLOW SCFM							FLOW SCFM					SR (CUM)					MEASURED		
(%)	LOAD	MEAS				TEMP (F)							TEMP (F)										CORR TO 0% O1		
													VELOCITY (FT/SEC)										CORR TO 3% O2		
338	11:21:40	59.8	10882	2785	2323	2317	2644	2108	12177	2785	2644	2317	1161	1161	1054	1054	0.28	0.54	0.77	1.21	3.7	50.0	15.0	425.0	2650.0
										150	542	545	549	549	519	525					0.0	60.7	18.2	515.9	3216.8
0	0.0	65.4		486	663	661	669	653		120	78	69	120	120	106	106					3.0	52.0	15.6	442.2	2757.2
K-TRON=6000 LBS/HR		SLEEVE =	0 in	IN REG=	40 DEG		OUT REG =	10 DEG		SPREADER =	0 IN		P WB(in)=	17.00 in H20			P WB(out)=	16.00 in H20		FURNACE P=	0.01 in H20		COAL P=	4.00 in H20		
MILL IN=	343 F	MILL OUT=	163 F	T WB(in)=	542 F		T WB(out)=	545 F		EXIT 1=1416 F		EXIT 2=1469 F		EXIT 3=1381 F		EXIT 4=1420 F	EXIT 5=1372 F		EXIT 6=1432 F		EXIT(sp)=	1419 F	OFA(sp)=	0 F	
SORBENT LBS/HR=	0	SORBENT VELOCITY=	0 FT/SEC	SORBENT AIR FLOW=	0 SCFM		[Ca]/[S]=	0.00																	
VALID DATA POINT 0	3	ELAPSED TIME, MIN	9	RECORD ON TRK	0	FILE	88																		
379	11:50:02	60.8	10240	2733	2846	1952	2309	2538	12378	2733	2309	1952	1423	1423	1269	1269	0.27	0.49	0.68	1.21	3.7	55.8	15.8	340.0	2650.0
										149	532	527	550	550	523	526					0.0	66.8	18.2	412.7	3216.8
0	0.0	54.5		532	659	652	661	650		117	68	57	147	147	128	128					3.0	57.2	15.6	353.8	2757.2
K-TRON=5000 LBS/HR		SLEEVE =	0 in	IN REG=	40 DEG		OUT REG =	10 DEG		SPREADER =	0 IN		P WB(in)=	13.00 in H20			P WB(out)=	13.50 in H20		FURNACE P=	0.01 in H20		COAL P=	4.00 in H20		
MILL IN=	358 F	MILL OUT=	161 F	T WB(in)=	532 F		T WB(out)=	527 F		EXIT 1=1415 F		EXIT 2=1464 F		EXIT 3=1365 F		EXIT 4=1413 F	EXIT 5=1368 F		EXIT 6=1431 F		EXIT(sp)=	1478 F	OFA(sp)=	0 F	
SORBENT LBS/HR=	0	SORBENT VELOCITY=	0 FT/SEC	SORBENT AIR FLOW=	0 SCFM		[Ca]/[S]=	0.00		STAGING CURVE															
VALID DATA POINT 0	4	ELAPSED TIME, MIN	6	RECORD ON TRK	0	FILE	89																		
398	12:03:54	61.2	10306	2755	3044	1741	1943	3036	12519	2755	1943	1741	1522	1522	1518	1518	0.27	0.46	0.62	1.21	3.8	55.0	15.8	285.0	2700.0
										148	523	516	553	552	534	533					0.0	67.2	18.3	348.0	3296.5
0	0.0	54.5		489	659	648	659	652		118	56	50	158	158	155	154					3.0	57.6	15.7	298.3	2825.6
K-TRON=5000 LBS/HR		SLEEVE =	0 in	IN REG=	40 DEG		OUT REG =	10 DEG		SPREADER =	0 IN		P WB(in)=	9.00 in H20			P WB(out)=	9.00 in H20		FURNACE P=	0.01 in H20		COAL P=	4.00 in H20		
MILL IN=	351 F	MILL OUT=	162 F	T WB(in)=	523 F		T WB(out)=	516 F		EXIT 1=1405 F		EXIT 2=1463 F		EXIT 3=1350 F		EXIT 4=1406 F	EXIT 5=1368 F		EXIT 6=1429 F		EXIT(sp)=	1478 F	OFA(sp)=	0 F	
SORBENT LBS/HR=	0	SORBENT VELOCITY=	0 FT/SEC	SORBENT AIR FLOW=	0 SCFM		[Ca]/[S]=	0.00		STAGING CURVE															
VALID DATA POINT 0	5	ELAPSED TIME, MIN	7	RECORD ON TRK	0	FILE	90																		
425	12:19:54	61.1	10289	2789	3551	1302	1364	3422	12427	2789	1364	1302	1775	1775	1711	1711	0.27	0.48	0.53	1.21	3.7	65.0	15.0	185.0	2625.0
										150	487	505	563	561	542	538					0.0	78.9	18.2	224.6	3186.4
0	0.0	54.5		491	660	641	654	654		120	38	37	186	186	176	175					3.0	67.6	15.6	192.5	2731.2
K-TRON=5000 LBS/HR		SLEEVE =	0 in	IN REG=	40 DEG		OUT REG =	10 DEG		SPREADER =	0 IN		P WB(in)=	5.00 in H20			P WB(out)=	7.00 in H20		FURNACE P=	0.01 in H20		COAL P=	4.00 in H20		
MILL IN=	346 F	MILL OUT=	161 F	T WB(in)=	487 F		T WB(out)=	505 F		EXIT 1=1396 F		EXIT 2=1455 F		EXIT 3=1158 F		EXIT 4=1411 F	EXIT 5=1356 F		EXIT 6=1420 F		EXIT(sp)=	1502 F	OFA(sp)=	0 F	
SORBENT LBS/HR=	0	SORBENT VELOCITY=	0 FT/SEC	SORBENT AIR FLOW=	0 SCFM		[Ca]/[S]=	0.00		MAX. STAGING															
VALID DATA POINT 0	6	ELAPSED TIME, MIN	7	RECORD ON TRK	0	FILE	91																		
484	12:56:03	59.9	10889	2761	2335	2247	2059	2647	12049	2761	2059	2247	1167	1167	1323	1323	0.27	0.48	0.70	1.19	3.5	50.0	15.0	325.0	2700.0
										148	524	539	537	539	527	524					0.0	60.0	18.0	398.0	3240.0
0	0.0	54.5		544	655	654	659	650		119	60	66	119	120	134	133					3.0	51.4	15.4	334.3	2777.1
K-TRON=5000 LBS/HR		SLEEVE =	0 in	IN REG=	20 DEG		OUT REG =	10 DEG		SPREADER =	0 IN		P WB(in)=	17.00 in H20			P WB(out)=	16.00 in H20		FURNACE P=	0.01 in H20		COAL P=	4.00 in H20		
MILL IN=	366 F	MILL OUT=	163 F	T WB(in)=	524 F		T WB(out)=	539 F		EXIT 1=1398 F		EXIT 2=1449 F		EXIT 3=1370 F		EXIT 4=1414 F	EXIT 5=1377 F		EXIT 6=1439 F		EXIT(sp)=	1483 F	OFA(sp)=	0 F	
SORBENT LBS/HR=	0	SORBENT VELOCITY=	0 FT/SEC	SORBENT AIR FLOW=	0 SCFM		[Ca]/[S]=	0.00		BASELINE-METHOD 7 FLASKS															
VALID DATA POINT 0	7	ELAPSED TIME, MIN	8	RECORD ON TRK	0	FILE	92																		
539	13:34:22	59.4	10810	2731	2342	2252	2041	2656	12022	2731	2041	2252	1171	1171	1328	1328	0.27	0.48	0.70	1.20	3.6	50.0	15.0	325.0	2700.0
										150	523	538	537	539	523	523					0.0	60.3	18.1	392.2	3258.6
0	0.0	54.5		506	655	653	657	647		118	59	66	128	120	134	134					3.0	51.7	15.5	336.2	2793.1
K-TRON=5000 LBS/HR		SLEEVE =	0 in	IN REG=	20 DEG		OUT REG =	10 DEG		SPREADER =	0 IN		P WB(in)=	17.00 in H20			P WB(out)=	16.00 in H20		FURNACE P=	0.01 in H20		COAL P=	4.00 in H20		
MILL IN=	368 F	MILL OUT=	164 F	T WB(in)=	523 F		T WB(out)=	538 F		EXIT 1=1413 F		EXIT 2=1454 F		EXIT 3=1370 F		EXIT 4=1416 F	EXIT 5=1392 F		EXIT 6=1445 F		EXIT(sp)=	1427 F	OFA(sp)=	0 F	
SORBENT LBS/HR=	0	SORBENT VELOCITY=	0 FT/SEC	SORBENT AIR FLOW=	0 SCFM		[Ca]/[S]=	0.00		BASELINE STAGED															
VALID DATA POINT 0	8	ELAPSED TIME, MIN	8	RECORD ON TRK	0	FILE	93																		

DATE : 10-12-84 | TER DIA : 10
SYSTEM : LWS | SPREADER : IMPELLER
BURNER : DMB 60 | OFA LOCATN : NONE
FUEL : ILLINOIS4 | OIL CHECK : 1.12

PT#	TIME	LOAD MBTU/HR CALC	TA	PRIM	V-2	V-3	V-4	V-5	TOTAL	PRIM	SEC1	SEC2	TER1	TER2	TER3	TER4	PRIM	SEC1	SEC2	TOTAL	O2	CO	CO2	NO	SO2
OIL (%)	LOAD	MEAS	SCFM	FLOW SCFM / TEMP (F)						FLOW SCFM / TEMP (F) / VELOCITY (FT/SEC)							SR (CUM)				MEASURED / CORR TO 0% OI / CORR TO 3% O2					
569	13:51:25	59.8	10881	2760	2755	2099	1686	2946	12245	2760	1686	2899	1377	1377	1473	1473	0.27	0.44	0.65	1.21	3.8	50.0	15.0	285.0	2700.0
										148	507	518	544	540	525	523					0.0	61.0	18.3	348.0	3296.5
0	0.0	54.5		537	652	646	648	645		119	48	61	142	141	149	148					3.0	52.3	15.7	298.3	2825.6
K-TRON=5000 LBS/HR		SLEEVE = 0 in		IN REG= 20 DEG			OUT REG = 10 DEG			SPREADER = 0 IN			P WB(in)= 13.00 in H20				P WB(out)= 13.00 in H20			FURNACE P= 0.01 in H20			COAL P= 4.00 in H20		
MILL IN= 362 F		MILL OUT= 164 F		T WB(in)= 507 F			T WB(out)= 518 F			EXIT 1=1395 F			EXIT 2=1443 F				EXIT 3=1376 F			EXIT 4=1415 F			EXIT 5=1377 F			EXIT 6=1431 F			EXIT(sp)= 1435 F			OFA(sp)= 0 F		
SORBENT LBS/HR= 0		SORBENT VELOCITY= 0 FT/SEC					SORBENT AIR FLOW= 0 SCFM			(Ca)/(S)= 0.00			STAGING CURVE													
VALID DATA POINT # 9		ELAPSED TIME, MIN 6					RECORD ON TRK 0			FILE 94															
610	14:15:23	58.7	9884	2461	2782	1975	1529	3124	11871	2461	1529	1975	1391	1391	1562	1562	0.25	0.40	0.60	1.20	3.6	50.0	15.0	260.0	2750.0
										149	504	526	550	548	532	530					0.0	60.3	18.1	313.8	3319.0
0	0.0	54.5		787	885	647	647	647		106	44	58	144	144	159	158					3.0	51.7	15.5	269.0	2844.8
K-TRON=5000 LBS/HR		SLEEVE = 0 in		IN REG= 20 DEG			OUT REG = 10 DEG			SPREADER = 0 IN			P WB(in)= 11.00 in H20				P WB(out)= 11.50 in H20			FURNACE P= 0.01 in H20			COAL P= 4.00 in H20		
MILL IN= 376 F		MILL OUT= 163 F		I WB(in)= 504 F			T WB(out)= 526 F			EXIT 1=1413 F			EXIT 2=1467 F				EXIT 3=1398 F			EXIT 4=1440 F			EXIT 5=1392 F			EXIT 6=1454 F			EXIT(sp)= 1459 F			OFA(sp)= 0 F		
SORBENT LBS/HR= 0		SORBENT VELOCITY= 0 FT/SEC					SORBENT AIR FLOW= 0 SCFM			(Ca)/(S)= 0.00			STAGING CURVE													
VALID DATA POINT # 10		ELAPSED TIME, MIN 8					RECORD ON TRK 0			FILE 95															
647	14:44:38	59.3	9985	2865	3278	1272	1387	3256	12059	2865	1387	1272	1639	1639	1628	1628	0.29	0.43	0.55	1.21	3.7	57.0	15.0	200.0	2750.0
										151	498	481	552	549	535	535					0.0	69.2	18.2	242.8	3338.2
0	0.0	54.5		515	668	636	649	653		124	39	35	170	170	166	166					3.0	59.3	15.6	208.1	2861.3
K-TRON=5000 LBS/HR		SLEEVE = 0 in		IN REG= 20 DEG			OUT REG = 10 DEG			SPREADER = 0 IN			P WB(in)= 11.00 in H20				P WB(out)= 11.50 in H20			FURNACE P= 0.01 in H20			COAL P= 4.00 in H20		
MILL IN= 356 F		MILL OUT= 163 F		T WB(in)= 498 F			T WB(out)= 481 F			EXIT 1=1407 F			EXIT 2=1440 F				EXIT 3=1360 F			EXIT 4=1394 F			EXIT 5=1376 F			EXIT 6=1424 F			EXIT(sp)= 113 F			OFA(sp)= 0 F		
SORBENT LBS/HR= 0		SORBENT VELOCITY= 0 FT/SEC					SORBENT AIR FLOW= 0 SCFM			(Ca)/(S)= 0.00			STAGING CURVE-MAXIMUM													
VALID DATA POINT # 11		ELAPSED TIME, MIN 6					RECORD ON TRK 0			FILE 96															
706	15:19:55	61.7	10400	2883	2814	1850	1901	2903	12352	2883	1901	1850	1407	1407	1452	1452	0.28	0.46	0.64	1.19	3.4	55.0	15.0	270.0	2750.0
										149	517	511	544	543	528	528					0.0	65.6	17.9	322.2	3281.2
0	0.0	54.5		517	656	646	653	647		124	55	53	145	145	147	147					3.0	56.3	15.3	276.1	2812.5
K-TRON=5000 LBS/HR		SLEEVE = 0 in		IN REG= 20 DEG			OUT REG = 10 DEG			SPREADER = 0 IN			P WB(in)= 14.20 in H20				P WB(out)= 13.00 in H20			FURNACE P= 0.01 in H20			COAL P= 4.00 in H20		
MILL IN= 363 F		MILL OUT= 163 F		T WB(in)= 517 F			T WB(out)= 511 F			EXIT 1=1428 F			EXIT 2=1471 F				EXIT 3=1400 F			EXIT 4=1439 F			EXIT 5=1404 F			EXIT 6=1457 F			EXIT(sp)= 1469 F			OFA(sp)= 0 F		
SORBENT LBS/HR= 0		SORBENT VELOCITY= 0 FT/SEC					SORBENT AIR FLOW= 0 SCFM			(Ca)/(S)= 0.00															
VALID DATA POINT # 12		ELAPSED TIME, MIN 8					RECORD ON TRK 0			FILE 109															
726	15:33:40	60.8	10249	2825	3564	1976	1943	3474	13782	2825	1943	1976	1782	1782	1737	1737	0.28	0.47	0.66	1.34	5.5	45.0	13.2	355.0	2500.0
										146	515	517	549	549	536	531					0.0	61.0	17.9	481.0	3387.1
0	0.0	54.5		524	655	644	650	647		121	56	57	184	184	177	176					3.0	52.3	15.3	412.3	2903.2
K-TRON=5000 LBS/HR		SLEEVE = 0 in		IN REG= 20 DEG			OUT REG = 10 DEG			SPREADER = 0 IN			P WB(in)= 15.00 in H20				P WB(out)= 13.00 in H20			FURNACE P= 0.01 in H20			COAL P= 4.00 in H20		
MILL IN= 350 F		MILL OUT= 162 F		T WB(in)= 515 F			T WB(out)= 517 F			EXIT 1=1395 F			EXIT 2=1444 F				EXIT 3=1377 F			EXIT 4=1418 F			EXIT 5=1379 F			EXIT 6=1438 F			EXIT(sp)= 1437 F			OFA(sp)= 0 F		
SORBENT LBS/HR= 0		SORBENT VELOCITY= 0 FT/SEC					SORBENT AIR FLOW= 0 SCFM			(Ca)/(S)= 0.00			EXCESS AIR CURVE													
VALID DATA POINT # 13		ELAPSED TIME, MIN 6					RECORD ON TRK 0			FILE 98															
747	15:48:23	59.2	9972	2882	3146	1922	1951	3101	13000	2882	1951	1922	1573	1573	1550	1550	0.29	0.48	0.68	1.30	5.0	45.0	13.6	350.0	2550.0
										149	519	516	550	550	536	530					0.0	59.1	17.9	459.4	3346.9
0	0.0	54.5		519	655	645	650	647		124	56	55	163	163	158	157					3.0	50.6	15.3	393.8	2868.8
K-TRON=5000 LBS/HR		SLEEVE = 0 in		IN REG= 20 DEG			OUT REG = 10 DEG			SPREADER = 0 IN			P WB(in)= 14.60 in H20				P WB(out)= 12.50 in H20			FURNACE P= 0.01 in H20			COAL P= 4.00 in H20		
MILL IN= 375 F		MILL OUT= 163 F		T WB(in)= 519 F			T WB(out)= 516 F			EXIT 1=1396 F			EXIT 2=1424 F				EXIT 3=1358 F			EXIT 4=1391 F			EXIT 5=1376 F			EXIT 6=1415 F			EXIT(sp)= 1427 F			OFA(sp)= 0 F		
SORBENT LBS/HR= 0		SORBENT VELOCITY= 0 FT/SEC					SORBENT AIR FLOW= 0 SCFM			(Ca)/(S)= 0.00			EXCESS AIR CURVE													
VALID DATA POINT # 14		ELAPSED TIME, MIN 7					RECORD ON TRK 0			FILE 99															

DATE : 1.0 — 1.22 — 84 TER DIA : 1.0
SYSTEM : LWS SPREADER : IMPELLER
BURNER : DMB 60 OFA LOCATN : NONE
FUEL : ILLINOIS4 OIL CHECK : 1. - 1.22

PT#	TIME	LOAD MBTU/HR CALC MEAS	TA SCFM	PRIM	V-2	V-3	V-4	V-5	TOTAL	PRIM	SEC1	SEC2	TER1	TER2	TER3	TER4	PRIM	SEC1	SEC2	TOTAL	O2	CO	CO2	NO	SO2
				FLOW SCFM						FLOW SCFM							SR (CUM)				MEASURED				
OIL (Z)	LOAD			TEMP (F)						TEMP (F) VELOCITY (FT/SEC)											CORR TO 0Z O1 CORR TO 3Z 02				
759	15:55:38	59.8	10875	2845	3096	1838	1904	3061	12744	2845	1904	1838	1548	1548	1531	1531	0.28	0.47	0.65	1.26	4.5	50.0	13.8	320.0	2650.0
										148	519	511	551	550	533	530					0.0	63.6	17.6	487.3	3372.7
0	0.0	54.5		557	657	646	653	648		122	55	53	160	160	156	155					3.0	54.5	15.1	349.1	2890.9
K-TRON=5000 LBS/HR		SLEEVE = 0 in		IN REG= 20 DEG		OUT REG = 10 DEG				SPREADER = 0 IN			P WB(in)= 14.20 in H20			P WB(out)= 12.50 in H20			FURNACE P= 0.01 in H20		COAL P= 4.00 in H20			
MILL IN= 391 F		MILL OUT= 163 F		T WB(in)= 519 F		T WB(out)= 511 F			EXIT 1=1413 F		EXIT 2=1457 F		EXIT 3=1378 F		EXIT 4=1426 F		EXIT 5=1385 F		EXIT 6=1444 F		EXIT(sp)= 1454 F		OFA(sp)= 0 F		
SORBENT LBS/HR= 0		SORBENT VELOCITY= 0 FT/SEC		SORBENT AIR FLOW= 0 SCFM						[Ca]/[S]= 0.00			EXCESS AIR CURVE											
VALID DATA POINT 0 15		ELAPSED TIME, MIN 6		RECORD ON TRK 0		FILE 100																			
779	16:09:24	59.6	10838	2861	2738	1794	1896	2700	11988	2861	1896	1794	1369	1369	1350	1350	0.29	0.47	0.65	1.19	3.5	50.0	14.8	285.0	2750.0
										148	521	511	548	545	529	526					0.0	60.0	17.8	342.0	3300.0
0	0.0	54.5		538	658	648	655	649		123	55	51	141	141	137	137					3.0	51.4	15.2	293.1	2828.6
K-TRON=5000 LBS/HR		SLEEVE = 0 in		IN REG= 20 DEG		OUT REG = 10 DEG				SPREADER = 0 IN			P WB(in)= 14.00 in H20			P WB(out)= 11.50 in H20			FURNACE P= 0.01 in H20		COAL P= 4.00 in H20			
MILL IN= 358 F		MILL OUT= 163 F		T WB(in)= 521 F		T WB(out)= 511 F			EXIT 1=1416 F		EXIT 2=1451 F		EXIT 3=1389 F		EXIT 4=1428 F		EXIT 5=1389 F		EXIT 6=1452 F		EXIT(sp)= 1460 F		OFA(sp)= 0 F		
SORBENT LBS/HR= 0		SORBENT VELOCITY= 0 FT/SEC		SORBENT AIR FLOW= 0 SCFM						[Ca]/[S]= 0.00			BASELINE-EXCESS AIR											
VALID DATA POINT 0 16		ELAPSED TIME, MIN 8		RECORD ON TRK 0		FILE 101																			
796	16:19:58	62.3	10499	2798	2383	1781	1890	2432	11284	2798	1890	1781	1191	1191	1216	1216	0.27	0.45	0.62	1.07	1.5	150.0	16.2	200.0	3100.0
										149	522	513	543	542	522	526					0.0	161.5	17.4	215.4	3338.5
0	0.0	54.5		559	658	649	657	649		120	55	51	122	122	122	123					3.0	138.5	15.0	184.6	2861.5
K-TRON=5000 LBS/HR		SLEEVE = 0 in		IN REG= 20 DEG		OUT REG = 10 DEG				SPREADER = 0 IN			P WB(in)= 14.00 in H20			P WB(out)= 11.50 in H20			FURNACE P= 0.01 in H20		COAL P= 4.00 in H20			
MILL IN= 389 F		MILL OUT= 163 F		T WB(in)= 522 F		T WB(out)= 513 F			EXIT 1=1444 F		EXIT 2=1477 F		EXIT 3=1441 F		EXIT 4=1478 F		EXIT 5=1414 F		EXIT 6=1493 F		EXIT(sp)= 1511 F		OFA(sp)= 0 F		
SORBENT LBS/HR= 0		SORBENT VELOCITY= 0 FT/SEC		SORBENT AIR FLOW= 0 SCFM						[Ca]/[S]= 0.00			MIN. EXCESS AIR											
VALID DATA POINT 0 17		ELAPSED TIME, MIN 3		RECORD ON TRK 0		FILE 105																			
804	16:26:26	61.8	10410	2850	2584	1832	1919	2530	11715	2850	1919	1832	1292	1292	1265	1265	0.27	0.46	0.63	1.13	2.4	67.0	15.6	245.0	2980.0
										148	522	512	541	537	523	525					0.0	75.6	17.6	276.6	3274.2
0	0.0	54.5		544	657	647	656	648		122	56	53	133	132	127	128					3.0	64.8	15.1	237.1	2806.5
K-TRON=5000 LBS/HR		SLEEVE = 0 in		IN REG= 20 DEG		OUT REG = 10 DEG				SPREADER = 0 IN			P WB(in)= 14.50 in H20			P WB(out)= 13.00 in H20			FURNACE P= 0.01 in H20		COAL P= 4.00 in H20			
MILL IN= 377 F		MILL OUT= 163 F		T WB(in)= 522 F		T WB(out)= 512 F			EXIT 1=1441 F		EXIT 2=1471 F		EXIT 3=1413 F		EXIT 4=1452 F		EXIT 5=1423 F		EXIT 6=1468 F		EXIT(sp)= 1486 F		OFA(sp)= 0 F		
SORBENT LBS/HR= 0		SORBENT VELOCITY= 0 FT/SEC		SORBENT AIR FLOW= 0 SCFM						[Ca]/[S]= 0.00			EXCESS AIR CURVE											
VALID DATA POINT 0 18		ELAPSED TIME, MIN 6		RECORD ON TRK 0		FILE 106																			
808	16:31:29	60.5	10186	2851	2619	1849	1927	2591	11835	2851	1927	1849	1310	1310	1295	1295	0.28	0.47	0.65	1.16	3.0	60.0	15.2	270.0	2800.0
										149	525	516	546	542	526	527					0.0	70.0	17.7	315.0	3266.7
0	0.0	54.5		537	658	649	656	649		123	56	53	135	135	131	131					3.0	60.0	15.2	270.0	2800.0
K-TRON=5000 LBS/HR		SLEEVE = 0 in		IN REG= 20 DEG		OUT REG = 10 DEG				SPREADER = 0 IN			P WB(in)= 14.50 in H20			P WB(out)= 13.00 in H20			FURNACE P= 0.01 in H20		COAL P= 4.00 in H20			
MILL IN= 380 F		MILL OUT= 163 F		T WB(in)= 525 F		T WB(out)= 516 F			EXIT 1=1433 F		EXIT 2=1473 F		EXIT 3=1400 F		EXIT 4=1423 F		EXIT 5=1408 F		EXIT 6=1458 F		EXIT(sp)= 1456 F		OFA(sp)= 0 F		
SORBENT LBS/HR= 0		SORBENT VELOCITY= 0 FT/SEC		SORBENT AIR FLOW= 0 SCFM						[Ca]/[S]= 0.00			EXCESS AIR CURVE											
VALID DATA POINT 0 19		ELAPSED TIME, MIN 5		RECORD ON TRK 0		FILE 107																			
820	16:39:33	61.5	10364	2863	2963	1907	1948	2837	12518	2863	1948	1907	1482	1482	1418	1418	0.28	0.46	0.65	1.21	3.7	55.0	14.8	290.0	2800.0
										152	522	518	549	546	533	528					0.0	66.0	18.0	352.0	3398.8
0	0.0	54.5		553	658	648	656	651		124	57	55	153	153	144	144					3.0	57.2	15.4	301.7	2913.3
K-TRON=5000 LBS/HR		SLEEVE = 0 in		IN REG= 20 DEG		OUT REG = 10 DEG				SPREADER = 0 IN			P WB(in)= 15.00 in H20			P WB(out)= 12.50 in H20			FURNACE P= 0.01 in H20		COAL P= 4.00 in H20			
MILL IN= 383 F		MILL OUT= 163 F		T WB(in)= 522 F		T WB(out)= 518 F			EXIT 1=1424 F		EXIT 2=1464 F		EXIT 3=1391 F		EXIT 4=1427 F		EXIT 5=1398 F		EXIT 6=1448 F		EXIT(sp)= 1467 F		OFA(sp)= 0 F		
SORBENT LBS/HR= 0		SORBENT VELOCITY= 0 FT/SEC		SORBENT AIR FLOW= 0 SCFM						[Ca]/[S]= 0.00			BASELINE											
VALID DATA POINT 0 20		ELAPSED TIME, MIN 6		RECORD ON TRK 0		FILE 108																			

DATE	: 10-12-84	TER DIA	: 10
SYSTEM	: LOWS	SPREADER	: IMPELLER
BURNER	: DME 60	OFA LOCATN	: NONE
FUEL	: WYODAK	OIL CHECK	: 1.12

PT#	TIME	LOAD MBTU/HR	TA	PRIM	V-2	V-3	V-4	V-5	TOTAL	PRIM	SEC1	SEC2	TER1	TER2	TER3	TER4	PRIM	SEC1	SEC2	TOTAL	O2	CO	CO2	NO	SO2
		OIL				FLOW SCFM							FLOW SCFM					SR (CUM)					MEASURED		
		CALC	SCFM										TEMP (F)										CORR TO 0% O2		
(%)	LOAD	MEAS				TEMP (F)							VELOCITY (FT/SEC)										CORR TO 3% O2		
222	10:07:55	58.6	9872	2399	2891	1980	2043	2759	12073	2399	2043	1980	1446	1446	1380	1380	0.24	0.45	0.65	1.22	3.9	35.0	15.2	325.0	0.0
										145	539	546	571	569	545	541					0.0	43.0	18.7	399.1	0.0
0	0.0	53.9		706	670	664	672	664		102	60	59	153	153	142	142					3.0	36.0	16.0	342.1	0.0

E-TRON=6600 LBS/HR SLEEVE = 0 in IN REG= 20 DEG OUT REG = 5 DEG SPREADER = 0 IN P WB(in)= 17.50 in H2O P WB(out)= 16.50 in H2O FURNACE P= 0.01 in H2O COAL P= 4.00 in H2O
MILL IN= 437 F MILL OUT= 146 F T WB(in)= 539 F T WB(out)= 546 F EXIT 1=1427 F EXIT 2=1487 F EXIT 3=1393 F EXIT 4=1445 F EXIT 5=1377 F EXIT 6=1464 F EXIT(sp)= 1451 F OFA(sp)= 0 F
SORBENT LBS/HR= 0 SORBENT VELOCITY= 0 FT/SEC SORBENT AIR FLOW= 0 SCFM [Ca]/[S]= 0.00 BASELINE-FLAME DETACHED 10-12 FEET
VALID DATA POINT 0 1 ELAPSED TIME, MIN 8 RECORD ON TRK 0 FILE 86

235	10:18:41	56.7	9557	2454	2635	1818	1867	2782	11554	2454	1867	1818	1317	1317	1391	1391	0.26	0.45	0.64	1.21	3.7	35.0	15.2	308.0	0.0
										141	535	543	567	563	543	540					0.0	42.5	18.5	364.2	0.0
0	0.0	53.9		689	889	872	870	662		104	55	54	139	138	143	143					3.0	36.4	15.8	312.1	0.0

K-TRON=6600 LBS/HR SLEEVE = 0 in IN REG= 20 DEG OUT REG = 5 DEG SPREADER = 0 IN P WB(in)= 17.50 in H2O P WB(out)= 16.50 in H2O FURNACE P= 0.01 in H2O COAL P= 4.00 in H2O
MILL IN= 438 F MILL OUT= 143 F T WB(in)= 535 F T WB(out)= 543 F EXIT 1=1424 F EXIT 2=1502 F EXIT 3=1414 F EXIT 4=1468 F EXIT 5=1394 F EXIT 6=1484 F EXIT(sp)= 1463 F OFA(sp)= 0 F
SORBENT LBS/HR= 0 SORBENT VELOCITY= 0 FT/SEC SORBENT AIR FLOW= 0 SCFM [Ca]/[S]= 0.00 BASELINE-TOTALLY UNSTABLE
VALID DATA POINT 0 2 ELAPSED TIME, MIN 7 RECORD ON TRK 0 FILE 87

DATE	:	10-14-84	TER DIA	:	10
SYSTEM	:	LWS	SPREADER	:	IMPELLER
BURNER	:	DMB 60	OFA LOCATN	:	LOWER
FUEL	:	ILLINOIS4	OIL CHECK	:	.2235

PT#	TIME	LOAD MBTU/HR	TA	PRIM	V-2	V-3	V-4	V-5	TOTAL	PRIM	SEC1	SEC2	TER1	TER2	TER3	TER4	PRIM	SEC1	SEC2	TOTAL	O2	CO	CO2	HD	SO2
	OIL	CALC		FLOW SCFM						FLOW SCFM							SR (CUM)				MEASURED				
(%)	LOAD	MEAS	SCFM	TEMP (F)						TEMP (F)											CORR TO 0% O2				
										VELOCITY (FT/SEC)											CORR TO 3% O2				
203	13:25:20	61.4	10351	2727	2669	2189	2033	2609	12226	2727	2033	2189	1335	1335	1304	1304	0.26	0.46	0.67	1.18	3.3	50.0	15.6	340.0	2580.0
										151	528	550	540	563	541	543					0.0	59.3	18.5	403.4	3061.0
0	0.0	55.6		289	672	667	673	662		118	59	65	137	140	134	134					3.0	50.8	15.9	345.8	2623.7
K-TRON=5100 LBS/HR		SLEEVE =	0 in	IN REG=	20 DEG		OUT REG =	10 DEG		SPREADER =	0 IN		P WB(in)=	17.00	in H20		P WB(out)=	16.00	in H20		FURNACE P=	0.01	in H20	COAL P=	4.00	in H20
MILL IN=	224 F	MILL OUT=	166 F	T WB(in)=	528 F		T WB(out)=	550 F		EXIT 1=1441 F			EXIT 2=1491 F				EXIT 3=1391 F				EXIT 4=1446 F			EXIT 5=1408 F			EXIT 6=1478 F			EXIT(sp)=	1529 F		OFA(sp)=	0 F
SORBENT LBS/HR=	0	SORBENT VELOCITY=	0 FT/SEC	SORBENT AIR FLOW=	0	SCFM	(Ca)/(S)=	0.00		BASELINE-STAGING															
VALID DATA POINT #	1	ELAPSED TIME, MIN	7	RECORD ON TRK	0	FILE	110																		
292	14:22:17	59.3	9992	2719	2670	1982	1990	2707	12068	2719	1990	1982	1335	1335	1353	1353	0.27	0.47	0.67	1.21	3.7	45.0	14.8	330.0	2580.0
										147	515	523	534	558	528	531					0.0	54.6	18.0	400.6	3131.8
0	0.0	55.6		446	664	656	663	654		116	57	58	136	139	137	137					3.0	46.8	15.4	343.4	2684.4
K-TRON=5100 LBS/HR		SLEEVE =	0 in	IN REG=	20 DEG		OUT REG =	10 DEG		SPREADER =	0 IN		P WB(in)=	17.00	in H20		P WB(out)=	16.00	in H20		FURNACE P=	0.01	in H20	COAL P=	4.00	in H20
MILL IN=	312 F	MILL OUT=	163 F	T WB(in)=	515 F		T WB(out)=	523 F		EXIT 1=1410 F			EXIT 2=1468 F				EXIT 3=1388 F				EXIT 4=1431 F			EXIT 5=1389 F			EXIT 6=1457 F			EXIT(sp)=	1525 F		OFA(sp)=	0 F
SORBENT LBS/HR=	0	SORBENT VELOCITY=	0 FT/SEC	SORBENT AIR FLOW=	0	SCFM	(Ca)/(S)=	0.00		BASELINE-SORBENT INJECTION															
VALID DATA POINT #	2	ELAPSED TIME, MIN	8	RECORD ON TRK	0	FILE	111																		
309	14:30:47	59.2	9978	2721	2680	1965	1978	2698	12042	2721	1978	1965	1340	1340	1349	1349	0.27	0.47	0.67	1.21	3.7	45.0	15.6	330.0	800.0
										146	516	523	526	548	526	522					0.0	54.6	18.9	400.6	971.1
0	0.0	55.6		470	664	657	663	655		116	57	57	135	138	136	136					3.0	46.8	16.2	343.4	832.4
K-TRON=5100 LBS/HR		SLEEVE =	0 in	IN REG=	20 DEG		OUT REG =	10 DEG		SPREADER =	0 IN		P WB(in)=	17.00	in H20		P WB(out)=	16.00	in H20		FURNACE P=	0.01	in H20	COAL P=	4.00	in H20
MILL IN=	325 F	MILL OUT=	162 F	T WB(in)=	516 F		T WB(out)=	523 F		EXIT 1=1458 F			EXIT 2=1514 F				EXIT 3=1399 F				EXIT 4=1453 F			EXIT 5=1431 F			EXIT 6=1481 F			EXIT(sp)=	1522 F		OFA(sp)=	0 F
SORBENT= VICRON		TERT INJECTION		SORBENT LBS/HR=2074			SORBENT VELOCITY=	98 FT/SEC		SORBENT AIR FLOW=	209	SCFM	(Ca)/(S)=	3.77			LIMESTONE INJECTION									
VALID DATA POINT #	3	ELAPSED TIME, MIN	10	RECORD ON TRK	0	FILE	112																		
313	14:46:15	61.8	10415	2829	2667	1969	1990	2711	12167	2829	1990	1969	1334	1334	1355	1355	0.27	0.46	0.65	1.17	3.1	45.0	15.6	360.0	2600.0
										150	516	523	536	557	530	529					0.0	52.8	18.3	422.3	3050.3
0	0.0	55.6		329	664	657	663	654		122	57	57	136	139	138	137					3.0	45.3	15.7	362.0	2614.5
K-TRON=5100 LBS/HR		SLEEVE =	0 in	IN REG=	20 DEG		OUT REG =	10 DEG		SPREADER =	0 IN		P WB(in)=	17.00	in H20		P WB(out)=	16.00	in H20		FURNACE P=	0.01	in H20	COAL P=	4.00	in H20
MILL IN=	253 F	MILL OUT=	166 F	T WB(in)=	516 F		T WB(out)=	523 F		EXIT 1=1479 F			EXIT 2=1532 F				EXIT 3=1459 F				EXIT 4=1499 F			EXIT 5=1457 F			EXIT 6=1515 F			EXIT(sp)=	1198 F		OFA(sp)=	0 F
SORBENT LBS/HR=	0	SORBENT VELOCITY=	0 FT/SEC	SORBENT AIR FLOW=	0	SCFM	(Ca)/(S)=	0.00		BASELINE															
VALID DATA POINT #	4	ELAPSED TIME, MIN	6	RECORD ON TRK	0	FILE	113																		
348	15:04:37	60.1	10124	2820	2688	1977	1982	2693	12159	2820	1982	1977	1344	1344	1347	1347	0.28	0.47	0.67	1.20	3.6	45.0	15.6	350.0	1420.0
										151	514	542	528	542	522	522					0.0	54.3	18.8	422.4	1713.8
0	0.0	55.6		322	664	656	663	654		122	57	59	136	138	135	136					3.0	46.6	16.1	362.1	1469.0
K-TRON=5100 LBS/HR		SLEEVE =	0 in	IN REG=	20 DEG		OUT REG =	10 DEG		SPREADER =	0 IN		P WB(in)=	17.00	in H20		P WB(out)=	16.00	in H20		FURNACE P=	0.01	in H20	COAL P=	4.00	in H20
MILL IN=	251 F	MILL OUT=	166 F	T WB(in)=	514 F		T WB(out)=	542 F		EXIT 1=1469 F			EXIT 2=1524 F				EXIT 3=---- F				EXIT 4=1451 F			EXIT 5=1434 F			EXIT 6=1484 F			EXIT(sp)=	1536 F		OFA(sp)=	0 F
SORBENT= VICRON		TERT INJECTION		SORBENT LBS/HR=1059			SORBENT VELOCITY=	99 FT/SEC		SORBENT AIR FLOW=	211	SCFM	(Ca)/(S)=	1.90			LIMESTONE INJECTION-TERTS									
VALID DATA POINT #	5	ELAPSED TIME, MIN	8	RECORD ON TRK	0	FILE	114																		
369	15:23:24	63.7	10740	2812	2782	1982	1984	2785	12345	2812	1984	1982	1391	1391	1392	1392	0.26	0.45	0.63	1.15	2.8	45.0	15.8	240.0	2760.0
										150	515	524	537	561	532	530					0.0	51.9	18.2	276.9	3184.6
0	0.0	55.6		299	664	656	662	654		121	57	58	142	146	142	141					3.0	44.5	15.6	237.4	2729.7
K-TRON=5100 LBS/HR		SLEEVE =	0 in	IN REG=	20 DEG		OUT REG =	10 DEG		SPREADER =	0 IN		P WB(in)=	17.00	in H20		P WB(out)=	16.00	in H20		FURNACE P=	0.01	in H20	COAL P=	4.00	in H20
MILL IN=	226 F	MILL OUT=	165 F	T WB(in)=	515 F		T WB(out)=	524 F		EXIT 1=1472 F			EXIT 2=1529 F				EXIT 3=---- F				EXIT 4=1494 F			EXIT 5=1447 F			EXIT 6=1505 F			EXIT(sp)=	1581 F		OFA(sp)=	0 F
SORBENT LBS/HR=	0	SORBENT VELOCITY=	0 FT/SEC	SORBENT AIR FLOW=	0	SCFM	(Ca)/(S)=	0.00																	
VALID DATA POINT #	6	ELAPSED TIME, MIN	5	RECORD ON TRK	1	FILE	1																		

DATE : 10-16-84 TER DIA : 10
SYSTEM : LWS SPREADER : IMPELLER
BURNER : DME 60 OFA LOCATN : LOWER
FUEL : ILLINOIS4 OIL CHECK : .235

PT#	TIME	LOAD MBTU/HR CALC	TA SCFM	PRIM	V-2	V-3	V-4	V-5	TOTAL	PRIM	SEC1	SEC2	TER1	TER2	TER3	TER4	PRIM	SEC1	SEC2	TOTAL	O2	CO	CO2	NO	SO2
				FLOW SCFM						FLOW SCFM							SR (CUM)						MEASURED		
OIL (%)	LOAD	MEAS		TEMP (F)						TEMP (F) VELOCITY (FT/SEC)													CORR TO 0% O2 CORR TO 3% O2		
388	15:38:33	59.1	9954	2781	2688	1997	1989	2705	12160	2781	1989	1997	1344	1344	1352	1352	0.28	0.48	0.68	1.22	3.9	45.0	15.0	355.0	2548.0
										149	512	521	535	555	538	527					0.0	55.3	18.4	436.0	3119.3
0	0.0	55.6		432	662	654	659	652		119	57	58	137	140	137	137					3.0	47.4	15.8	373.7	2673.7
K-TRON=5100 LBS/HR			SLEEVE = 0 in		IN REG= 20 DEG			OUT REG = 10 DEG		SPREADER = 0 IN			P WB(in)= 17.00 in H20			P WB(out)= 16.00 in H20			FURNACE P= 0.01 in H20			COAL P= 4.00 in H20		
MILL IN= 306 F		MILL OUT= 163 F		T WB(in)= 512 F			T WB(out)= 521 F			EXIT 1=1457 F			EXIT 2=1499 F			EXIT 3=---- F			EXIT 4=1453 F		EXIT 5=1439 F		EXIT 6=1471 F		EXIT(sp)= 1437 F		OFA(sp)= 0 F
SORBENT LBS/HR= 0			SORBENT VELOCITY= 0 FT/SEC				SORBENT AIR FLOW= 0 SCFM			(Ca)/(S)= 0.00			BASELINE												
VALID DATA POINT # 7			ELAPSED TIME, MIN 6				RECORD ON TRK 1			FILE 2															
414	15:57:00	57.4	9673	2681	2575	2087	2080	2621	11884	2681	2080	2087	1287	1287	1310	1310	0.28	0.48	0.69	1.23	4.0	45.0	15.0	350.0	1640.0
										149	516	523	528	546	523	519					0.0	55.6	18.5	432.4	2025.9
0	0.0	55.6		490	659	653	658	650		115	58	58	130	133	132	132					3.0	47.6	15.9	370.6	1736.5
K-TRON=5100 LBS/HR			SLEEVE = 0 in		IN REG= 20 DEG			OUT REG = 10 DEG		SPREADER = 0 IN			P WB(in)= 17.00 in H20			P WB(out)= 16.00 in H20			FURNACE P= 0.01 in H20			COAL P= 4.00 in H20		
MILL IN= 345 F		MILL OUT= 163 F		T WB(in)= 516 F			T WB(out)= 523 F			EXIT 1=1455 F			EXIT 2=1505 F			EXIT 3=---- F			EXIT 4=1453 F		EXIT 5=1431 F		EXIT 6=1472 F		EXIT(sp)= 1437 F		OFA(sp)= 0 F
SORBENT= VICRON			TERT INJECTION		SORBENT LBS/HR= 633			SORBENT VELOCITY= 99 FT/SEC			SORBENT AIR FLOW= 211 SCFM			(Ca)/(S)= 1.19			LIMESTONE INJECTION-TERTS								
VALID DATA POINT # 8			ELAPSED TIME, MIN 7				RECORD ON TRK 1			FILE 3															
423	16:08:54	60.7	10224	2803	2571	2014	2016	2606	12010	2803	2016	2014	1286	1286	1303	1303	0.27	0.47	0.67	1.17	3.2	50.0	15.4	320.0	2660.0
										144	516	523	527	550	527	528					0.0	59.8	18.2	377.5	3138.2
0	0.0	55.6		484	661	654	659	651		120	58	59	130	133	132	132					3.0	50.6	15.6	323.6	2689.9
K-TRON=5100 LBS/HR			SLEEVE = 0 in		IN REG= 20 DEG			OUT REG = 10 DEG		SPREADER = 0 IN			P WB(in)= 17.00 in H20			P WB(out)= 16.00 in H20			FURNACE P= 0.01 in H20			COAL P= 4.00 in H20		
MILL IN= 340 F		MILL OUT= 160 F		T WB(in)= 516 F			T WB(out)= 523 F			EXIT 1=1447 F			EXIT 2=1491 F			EXIT 3=---- F			EXIT 4=1456 F		EXIT 5=1428 F		EXIT 6=1473 F		EXIT(sp)= 1442 F		OFA(sp)= 0 F
SORBENT LBS/HR= 0			SORBENT VELOCITY= 0 FT/SEC				SORBENT AIR FLOW= 0 SCFM			(Ca)/(S)= 0.00			BASELINE												
VALID DATA POINT # 9			ELAPSED TIME, MIN 6				RECORD ON TRK 1			FILE 4															
467	16:37:22	57.7	9720	2788	2599	1843	1945	2632	11807	2788	1945	1843	1299	1299	1316	1316	0.29	0.49	0.68	1.21	3.8	50.0	16.8	320.0	1840.0
										144	517	517	526	543	520	525					0.0	61.0	19.5	390.7	2246.5
0	0.0	55.6		488	662	653	660	652		119	56	53	131	134	132	133					3.0	52.3	16.7	334.9	1925.6
K-TRON=5100 LBS/HR			SLEEVE = 0 in		IN REG= 20 DEG			OUT REG = 10 DEG		SPREADER = 0 IN			P WB(in)= 17.00 in H20			P WB(out)= 16.00 in H20			FURNACE P= 0.01 in H20			COAL P= 4.00 in H20		
MILL IN= 337 F		MILL OUT= 159 F		T WB(in)= 517 F			T WB(out)= 517 F			EXIT 1=1454 F			EXIT 2=1503 F			EXIT 3=---- F			EXIT 4=1451 F		EXIT 5=1429 F		EXIT 6=1473 F		EXIT(sp)= 1436 F		OFA(sp)= 0 F
SORBENT= VICRON			TERT INJECTION		SORBENT LBS/HR= 405			SORBENT VELOCITY= 98 FT/SEC			SORBENT AIR FLOW= 210 SCFM			(Ca)/(S)= 0.76												
VALID DATA POINT # 10			ELAPSED TIME, MIN 10				RECORD ON TRK 1			FILE 6															
474	16:47:50	59.2	9976	2802	2607	1849	1939	2651	11848	2802	1939	1849	1304	1304	1325	1325	0.28	0.48	0.66	1.19	3.4	50.0	15.2	320.0	2660.0
										151	515	515	535	556	526	531					0.0	59.7	18.1	381.8	3173.9
0	0.0	55.6		448	662	652	659	652		121	56	53	133	136	134	135					3.0	51.1	15.5	327.3	2720.5
K-TRON=5100 LBS/HR			SLEEVE = 0 in		IN REG= 20 DEG			OUT REG = 10 DEG		SPREADER = 0 IN			P WB(in)= 17.00 in H20			P WB(out)= 16.00 in H20			FURNACE P= 0.01 in H20			COAL P= 4.00 in H20		
MILL IN= 326 F		MILL OUT= 170 F		T WB(in)= 515 F			T WB(out)= 515 F			EXIT 1=1444 F			EXIT 2=1494 F			EXIT 3=---- F			EXIT 4=1458 F		EXIT 5=1413 F		EXIT 6=1479 F		EXIT(sp)= 1437 F		OFA(sp)= 0 F
SORBENT LBS/HR= 0			SORBENT VELOCITY= 0 FT/SEC				SORBENT AIR FLOW= 0 SCFM			(Ca)/(S)= 0.00															
VALID DATA POINT # 11			ELAPSED TIME, MIN 8				RECORD ON TRK 1			FILE 7															

DATE : 10-12-84 TER DIA : 10
SYSTEM : LOWS SPREADER : IMPELLER
BURNER : DME 60 OFA LOCATN : LOWER
FUEL : ILLINOIS4 OIL CHECK : 3.16

PT# TIME	LOAD MBTU/HR	TA	PRIM	V-2	V-3	V-4	V-5	TOTAL	PRIM	SEC1	SEC2	TER1	TER2	TER3	TER4	PRIM	SEC1	SEC2	TOTAL	O2	CO	CO2	H0	SO2
OIL	CALC		FLOW SCFM						FLOW SCFM							SR (CUM)				MEASURED				
(%) LOAD	MEAS	SCFM	TEMP (F)						TEMP (F)											CORR TO 0% O2				
									VELOCITY (FT/SEC)											CORR TO 3% O2				
229 12:00:46	61.4	10352	2828	2781	2007	1947	2800	12364	2828	1947	2007	1391	1391	1400	1400	0.27	0.46	0.66	1.19	3.5	50.0	15.2	300.0	2680.0
									153	523	534	552	573	542	539					0.0	60.0	18.2	360.0	3216.0
0 0.0	56.7		598	681	670	676	668		122	57	59	144	147	144	143					3.0	51.4	15.6	308.6	2756.6
K-TRON=5200 LBS/HR	SLEEVE =	0 in	IN REG=	20 DEG	OUT REG =	10 DEG	SPREADER =	0 IN	P WB(in)=	15.50	in H20	P WB(out)=	13.00	in H20	FURNACE P=	0.02	in H20	COAL P=	4.00	in H20					
MILL IN= 408 F	MILL OUT= 171 F	T WB(in)=	523 F	T WB(out)=	534 F	EXIT 1=1414 F	EXIT 2=1458 F	EXIT 3=1402 F	EXIT 4=1471 F	EXIT 5=1389 F	EXIT 6=1446 F	EXIT(sp)=	1513 F	OFA(sp)=1622 F										
SORBENT LBS/HR= 0	SORBENT VELOCITY=	0 FT/SEC	SORBENT AIR FLOW=	0 SCFM	[Ca]/[S]=	0.00	BASELINE-STAGED																	
VALID DATA POINT # 1	ELAPSED TIME, MIN	15	RECORD ON TRK	1	FILE	8																		
261 12:24:14	58.6	9878	2726	2497	1988	1947	2589	11667	2726	1947	1988	1249	1249	1255	1255	0.28	0.47	0.67	1.18	3.3	50.0	16.0	300.0	1080.0
									152	518	526	530	542	519	524					0.0	59.3	19.0	355.9	1281.4
0 0.0	56.7		627	672	664	670	662		118	56	58	127	128	126	127					3.0	50.8	16.3	305.1	1098.3
K-TRON=5200 LBS/HR	SLEEVE =	0 in	IN REG=	20 DEG	OUT REG =	10 DEG	SPREADER =	0 IN	P WB(in)=	15.50	in H20	P WB(out)=	13.00	in H20	FURNACE P=	0.02	in H20	COAL P=	4.00	in H20					
MILL IN= 430 F	MILL OUT= 170 F	T WB(in)=	518 F	T WB(out)=	526 F	EXIT 1=1448 F	EXIT 2=1500 F	EXIT 3=1407 F	EXIT 4=1469 F	EXIT 5=1426 F	EXIT 6=1467 F	EXIT(sp)=	1430 F	OFA(sp)=1633 F										
SORBENT= VICRON	TERT INJECTION	SORBENT LBS/HR=1536	SORBENT VELOCITY=	98 FT/SEC	SORBENT AIR FLOW=	210 SCFM	[Ca]/[S]=	2.82	LIMESTONE INJECTION															
VALID DATA POINT # 2	ELAPSED TIME, MIN	10	RECORD ON TRK	1	FILE	9																		
268 12:36:21	58.2	9811	2769	2484	2005	1962	2499	11717	2769	1962	2005	1242	1242	1249	1249	0.28	0.48	0.69	1.19	3.5	50.0	15.2	305.0	2520.0
									153	521	528	532	546	526	529					0.0	60.0	18.2	366.0	3024.0
0 0.0	56.7		610	670	663	668	659		120	57	59	126	128	126	127					3.0	51.4	15.6	313.7	2592.0
K-TRON=5200 LBS/HR	SLEEVE =	0 in	IN REG=	20 DEG	OUT REG =	10 DEG	SPREADER =	0 IN	P WB(in)=	15.50	in H20	P WB(out)=	13.00	in H20	FURNACE P=	0.02	in H20	COAL P=	4.00	in H20					
MILL IN= 423 F	MILL OUT= 171 F	T WB(in)=	521 F	T WB(out)=	528 F	EXIT 1=1429 F	EXIT 2=1472 F	EXIT 3=1384 F	EXIT 4=1448 F	EXIT 5=1399 F	EXIT 6=1456 F	EXIT(sp)=	1393 F	OFA(sp)=1648 F										
SORBENT LBS/HR= 0	SORBENT VELOCITY=	0 FT/SEC	SORBENT AIR FLOW=	0 SCFM	[Ca]/[S]=	0.00	BASELINE																	
VALID DATA POINT # 3	ELAPSED TIME, MIN	5	RECORD ON TRK	1	FILE	10																		
284 12:44:07	57.2	9639	2746	2472	1987	1952	2486	11642	2746	1952	1987	1236	1236	1243	1243	0.28	0.49	0.69	1.21	3.7	45.0	15.4	325.0	1560.0
									152	518	526	524	539	521	526					0.0	54.6	18.7	394.5	1893.6
0 0.0	56.7		593	669	661	667	657		119	56	58	125	127	125	126					3.0	46.8	16.0	338.2	1623.1
K-TRON=5200 LBS/HR	SLEEVE =	0 in	IN REG=	20 DEG	OUT REG =	10 DEG	SPREADER =	0 IN	P WB(in)=	15.50	in H20	P WB(out)=	13.00	in H20	FURNACE P=	0.02	in H20	COAL P=	4.00	in H20					
MILL IN= 384 F	MILL OUT= 171 F	T WB(in)=	518 F	T WB(out)=	526 F	EXIT 1=1430 F	EXIT 2=1486 F	EXIT 3=1404 F	EXIT 4=1463 F	EXIT 5=1400 F	EXIT 6=1457 F	EXIT(sp)=	1427 F	OFA(sp)=1661 F										
SORBENT= VICRON	TERT INJECTION	SORBENT LBS/HR= 903	SORBENT VELOCITY=	98 FT/SEC	SORBENT AIR FLOW=	210 SCFM	[Ca]/[S]=	1.70	LIMESTONE INJECTION															
VALID DATA POINT # 4	ELAPSED TIME, MIN	8	RECORD ON TRK	1	FILE	11																		
297 12:56:23	59.9	10098	2712	2644	1988	1945	2639	11927	2712	1945	1988	1322	1322	1319	1319	0.27	0.46	0.66	1.18	3.3	50.0	15.2	325.0	2760.0
									152	516	522	530	549	527	527					0.0	59.3	18.0	385.6	3274.6
0 0.0	56.7		628	667	659	665	656		117	56	58	134	137	133	133					3.0	50.8	15.5	330.5	2806.8
K-TRON=5200 LBS/HR	SLEEVE =	0 in	IN REG=	20 DEG	OUT REG =	10 DEG	SPREADER =	0 IN	P WB(in)=	15.50	in H20	P WB(out)=	13.00	in H20	FURNACE P=	0.02	in H20	COAL P=	4.00	in H20					
MILL IN= 408 F	MILL OUT= 171 F	T WB(in)=	516 F	T WB(out)=	522 F	EXIT 1=1435 F	EXIT 2=1489 F	EXIT 3=1431 F	EXIT 4=1468 F	EXIT 5=1414 F	EXIT 6=1473 F	EXIT(sp)=	1445 F	OFA(sp)=1670 F										
SORBENT LBS/HR= 0	SORBENT VELOCITY=	0 FT/SEC	SORBENT AIR FLOW=	0 SCFM	[Ca]/[S]=	0.00	BASELINE																	
VALID DATA POINT # 5	ELAPSED TIME, MIN	6	RECORD ON TRK	1	FILE	12																		
364 13:38:10	60.3	10167	2740	2775	1970	1940	2718	12143	2740	1940	1970	1387	1387	1359	1359	0.27	0.46	0.65	1.19	3.5	50.0	15.2	310.0	2640.0
									153	515	522	538	558	531	533					0.0	60.0	18.2	372.0	3168.0
0 0.0	56.7		539	666	656	663	655		119	56	57	142	145	138	139					3.0	51.4	15.6	318.9	2715.4
K-TRON=5200 LBS/HR	SLEEVE =	0 in	IN REG=	20 DEG	OUT REG =	10 DEG	SPREADER =	0 IN	P WB(in)=	15.50	in H20	P WB(out)=	13.00	in H20	FURNACE P=	0.02	in H20	COAL P=	4.00	in H20					
MILL IN= 374 F	MILL OUT= 172 F	T WB(in)=	515 F	T WB(out)=	522 F	EXIT 1=1451 F	EXIT 2=1501 F	EXIT 3=1420 F	EXIT 4=1483 F	EXIT 5=1416 F	EXIT 6=1469 F	EXIT(sp)=	1448 F	OFA(sp)=1664 F										
SORBENT LBS/HR= 0	SORBENT VELOCITY=	0 FT/SEC	SORBENT AIR FLOW=	0 SCFM	[Ca]/[S]=	0.00																		
VALID DATA POINT # 6	ELAPSED TIME, MIN	6	RECORD ON TRK	1	FILE	13																		

DATE	: 10-17-84		TER DIA	: 10	
SYSTEM	: LWS		SPREADER	: IMPELLER	
BURNER	: DMB 60		OFA LOCATN	: LOWER	
FUEL	: ILLINOIS4		OIL CHECK	: 3.16	

PT#	TIME	LOAD MBTU/HR CALC	TA SCFM MEAS	PRIM	V-2	V-3	V-4	V-5	TOTAL	PRIM	SEC1	SEC2	TER1	TER2	TER3	TER4	PRIM	SEC1	SEC2	TOTAL	O2	CO	CO2	NO	SO2
				FLOW SCFM						FLOW SCFM							SR (CUM)				MEASURED				
				TEMP (F)						TEMP (F)											CORR TO 0% O2				
OIL (%)	LOAD									VELOCITY (FT/SEC)											CORR TO 3% O2				
432	14:21:52	58.8	9900	2751	2652	2032	1980	2610	12825	2751	1980	2032	1326	1326	1305	1305	0.28	0.48	0.68	1.21	3.8	45.0	15.0	310.0	1880.0
										152	512	521	538	552	517	527					0.0	54.9	18.3	378.5	2295.3
0	0.0	56.7		684	664	654	660	649		119	57	59	135	138	131	132					3.0	47.1	15.7	324.4	1967.4
K-TRON=5200 LBS/HR			SLEEVE = 0 in		IN REG= 20 DEG			OUT REG = 10 DEG		SPREADER = 0 IN			P WB(in)= 15.50 in H20				P WB(out)= 13.00 in H20			FURNACE P= 0.02 in H20			COAL P= 4.00 in H20		
MILL IN= 409 F		MILL OUT= 171 F		T WB(in)= 512 F			T WB(out)= 521 F			EXIT 1=1434 F			EXIT 2=1488 F			EXIT 3=1411 F		EXIT 4=1471 F		EXIT 5=1405 F		EXIT 6=1464 F		EXIT(sp)= 1446 F		OFA(sp)=1604 F
SORBENT= VICRON			OFA INJECTION		SORBENT LBS/HR= 617					SORBENT VELOCITY= 59 FT/SEC			SORBENT AIR FLOW= 210 SCFM				[Ca]/[S]= 1.13								
VALID DATA POINT # 7			ELAPSED TIME, MIN 10				RECORD ON TRK 1			FILE 14															
458	14:41:44	60.3	10164	2763	2647	2035	1982	2579	12006	2763	1982	2035	1323	1323	1290	1290	0.27	0.47	0.67	1.18	3.3	45.0	15.2	300.0	2240.0
										153	510	521	533	552	519	526					0.0	53.4	18.0	355.9	2657.6
0	0.0	56.7		584	661	652	657	646		120	57	59	135	137	129	130					3.0	45.8	15.5	305.1	2278.0
K-TRON=5200 LBS/HR			SLEEVE = 0 in		IN REG= 20 DEG			OUT REG = 10 DEG		SPREADER = 0 IN			P WB(in)= 15.50 in H20				P WB(out)= 13.00 in H20			FURNACE P= 0.02 in H20			COAL P= 4.00 in H20		
MILL IN= 411 F		MILL OUT= 171 F		T WB(in)= 510 F			T WB(out)= 521 F			EXIT 1=1450 F			EXIT 2=1505 F			EXIT 3=1430 F		EXIT 4=1484 F		EXIT 5=1430 F		EXIT 6=1477 F		EXIT(sp)= 1451 F		OFA(sp)=1636 F
SORBENT= VICRON			OFA INJECTION		SORBENT LBS/HR= 429					SORBENT VELOCITY= 59 FT/SEC			SORBENT AIR FLOW= 210 SCFM				[Ca]/[S]= 0.77			LIMESTONE INJECTION-OFA PORTS					
VALID DATA POINT # 8			ELAPSED TIME, MIN 10				RECORD ON TRK 1			FILE 15															
480	14:57:03	60.6	10213	2785	2935	2017	1955	2713	12405	2785	1955	2017	1468	1468	1357	1357	0.27	0.46	0.66	1.21	3.8	45.0	14.8	310.0	2680.0
										152	511	521	537	559	525	523					0.0	54.9	18.1	378.5	3272.1
0	0.0	56.7		533	661	651	657	647		120	56	58	150	153	137	137					3.0	47.1	15.5	324.4	2804.7
K-TRON=5200 LBS/HR			SLEEVE = 0 in		IN REG= 20 DEG			OUT REG = 10 DEG		SPREADER = 0 IN			P WB(in)= 15.50 in H20				P WB(out)= 13.00 in H20			FURNACE P= 0.02 in H20			COAL P= 4.00 in H20		
MILL IN= 370 F		MILL OUT= 170 F		T WB(in)= 511 F			T WB(out)= 521 F			EXIT 1=1416 F			EXIT 2=1472 F			EXIT 3=1401 F		EXIT 4=1460 F		EXIT 5=1392 F		EXIT 6=1450 F		EXIT(sp)= 1431 F		OFA(sp)=1632 F
SORBENT LBS/HR= 0			SORBENT VELOCITY= 0 FT/SEC				SORBENT AIR FLOW= 0 SCFM			[Ca]/[S]= 0.00			BASELINE													
VALID DATA POINT # 9			ELAPSED TIME, MIN 8				RECORD ON TRK 1			FILE 16															
535	15:31:44	57.9	9763	2582	2733	1999	1959	2653	11926	2582	1959	1999	1366	1366	1327	1327	0.26	0.47	0.67	1.22	3.9	45.0	15.0	325.0	2000.0
										149	511	520	530	552	521	522					0.0	55.3	18.4	399.1	2456.1
0	0.0	56.7		660	662	652	657	646		111	56	58	139	142	133	134					3.0	47.4	15.8	342.1	2105.3
K-TRON=5200 LBS/HR			SLEEVE = 0 in		IN REG= 20 DEG			OUT REG = 10 DEG		SPREADER = 0 IN			P WB(in)= 15.50 in H20				P WB(out)= 13.00 in H20			FURNACE P= 0.02 in H20			COAL P= 4.00 in H20		
MILL IN= 440 F		MILL OUT= 170 F		T WB(in)= 511 F			T WB(out)= 520 F			EXIT 1=1468 F			EXIT 2=1522 F			EXIT 3=1439 F		EXIT 4=1505 F		EXIT 5=1437 F		EXIT 6=1495 F		EXIT(sp)= 1472 F		OFA(sp)=1639 F
SORBENT= VICRON			MILL INJECTION		SORBENT LBS/HR= 461					SORBENT VELOCITY= 111 FT/SEC			SORBENT AIR FLOW= 210 SCFM				[Ca]/[S]= 0.86			LIMESTONE INJECTION-MILL					
VALID DATA POINT # 10			ELAPSED TIME, MIN 8				RECORD ON TRK 1			FILE 17															
541	15:42:40	58.6	9873	2731	2678	1973	1957	2653	11992	2731	1957	1973	1339	1339	1326	1326	0.28	0.47	0.67	1.21	3.8	45.0	14.8	320.0	2600.0
										151	509	516	531	551	520	519					0.0	54.9	18.1	390.7	3174.4
0	0.0	56.7		611	661	650	657	647		118	56	57	136	139	133	133					3.0	47.1	15.5	334.9	2720.9
K-TRON=5200 LBS/HR			SLEEVE = 0 in		IN REG= 20 DEG			OUT REG = 10 DEG		SPREADER = 0 IN			P WB(in)= 15.50 in H20				P WB(out)= 13.00 in H20			FURNACE P= 0.02 in H20			COAL P= 4.00 in H20		
MILL IN= 434 F		MILL OUT= 171 F		T WB(in)= 509 F			T WB(out)= 516 F			EXIT 1=1423 F			EXIT 2=1479 F			EXIT 3=1401 F		EXIT 4=1456 F		EXIT 5=1398 F		EXIT 6=1454 F		EXIT(sp)= 1426 F		OFA(sp)=1623 F
SORBENT LBS/HR= 0			SORBENT VELOCITY= 0 FT/SEC				SORBENT AIR FLOW= 0 SCFM			[Ca]/[S]= 0.00			BASELINE													
VALID DATA POINT # 11			ELAPSED TIME, MIN 8				RECORD ON TRK 1			FILE 18															
567	15:58:06	57.8	9735	2643	2753	2088	2000	2616	12100	2643	2000	2088	1376	1376	1308	1308	0.27	0.48	0.69	1.24	4.2	43.0	14.8	370.0	1680.0
										150	511	524	535	557	517	521					0.0	53.8	18.5	462.5	2100.0
0	0.0	56.7		612	663	653	658	647		114	57	61	140	143	131	132					3.0	46.1	15.9	396.4	1800.0
K-TRON=5200 LBS/HR			SLEEVE = 0 in		IN REG= 20 DEG			OUT REG = 10 DEG		SPREADER = 0 IN			P WB(in)= 15.50 in H20				P WB(out)= 13.00 in H20			FURNACE P= 0.02 in H20			COAL P= 4.00 in H20		
MILL IN= 403 F		MILL OUT= 171 F		T WB(in)= 511 F			T WB(out)= 524 F			EXIT 1=1464 F			EXIT 2=1522 F			EXIT 3=1421 F		EXIT 4=1480 F		EXIT 5=1434 F		EXIT 6=1482 F		EXIT(sp)= 1444 F		OFA(sp)=1629 F
SORBENT= VICRON			MILL INJECTION		SORBENT LBS/HR= 758					SORBENT VELOCITY= 114 FT/SEC			SORBENT AIR FLOW= 210 SCFM				[Ca]/[S]= 1.41			LIMESTONE INJECTION-MILL					
VALID DATA POINT # 12			ELAPSED TIME, MIN 7				RECORD ON TRK 1			FILE 19															

DATE : 10-17-84
SYSTEM : LWS
BURNER : DMB 60
FUEL : ILLINOIS4

TER DIA : 10
SPREADER : IMPELLER
OFA LOCATN : LOWER
OIL CHECK : 3.16

PT#	TIME	LOAD MBTU/HR CALC	LOAD MBTU/HR MEAS	TA SCFM	PRIM	V-2	V-3	V-4	V-5	TOTAL	PRIM	SEC1	SEC2	TER1	TER2	TER3	TER4	PRIM	SEC1	SEC2	TOTAL	O2	CO	CO2	NO	SO2
					FLOW SCFM									FLOW SCFM					SR (CUM)					MEASURED		
OIL (%)	LOAD				TEMP (F)									TEMP (F) VELOCITY (FT/SEC)										CORR TO 0% O2 CORR TO 3% O2		
597	16:18:19	57.0	9607		2620	2583	2084	1998	2587	11872	2620	1998	2084	1291	1291	1294	1294	0.27	0.48	0.78	1.24	4.1	45.0	15.2	385.0	1320.0
											148	513	524	530	546	519	522					0.0	55.9	18.9	478.4	1640.2
0	0.0	56.7			617	661	653	658	648		112	57	61	131	133	130	130					3.0	47.9	16.2	410.1	1405.9

K-TRON=5200 LBS/HR SLEEVE = 0 in IN REG= 20 DEG OUT REG = 10 DEG SPREADER = 0 IN P WB(in)= 15.50 in H2O P WB(out)= 13.80 in H2O FURNACE P= 0.02 in H2O COAL P= 4.00 in H2O
MILL IN= 391 F MILL OUT= 171 F T WB(in)= 513 F T WB(out)= 524 F EXIT 1=1453 F EXIT 2=1514 F EXIT 3=1414 F EXIT 4=1477 F EXIT 5=1437 F EXIT 6=1488 F EXIT(sp)= 1442 F OFA(sp)=1649 F
SORBENT= VICRON MILL INJECTION SORBENT LBS/HR=1151 SORBENT VELOCITY= 112 FT/SEC SORBENT AIR FLOW= 210 SCFM [Ca]/[S]= 2.17 LIMESTONE INJECTION-MILL
VALID DATA POINT # 13 ELAPSED TIME, MIN 7 RECORD ON TRK 1 FILE 20

603	16:28:89	59.6	10043		2711	2591	2092	2003	2597	11994	2711	2003	2092	1296	1296	1299	1299	0.27	0.47	0.68	1.19	3.5	45.0	15.2	305.0	2600.0
											151	513	524	531	549	522	523					0.0	54.0	18.2	366.0	3120.0
0	0.0	56.7			597	661	653	657	648		117	58	61	132	134	131	131					3.0	46.3	15.6	313.7	2674.3

K-TRON=5200 LBS/HR SLEEVE = 0 in IN REG= 20 DEG OUT REG = 10 DEG SPREADER = 0 IN P WB(in)= 15.50 in H2O P WB(out)= 13.80 in H2O FURNACE P= 0.02 in H2O COAL P= 4.00 in H2O
MILL IN= 421 F MILL OUT= 171 F T WB(in)= 513 F T WB(out)= 524 F EXIT 1=1463 F EXIT 2=1511 F EXIT 3=1427 F EXIT 4=1483 F EXIT 5=1431 F EXIT 6=1485 F EXIT(sp)= 1454 F OFA(sp)=1649 F
SORBENT LBS/HR= 0 SORBENT VELOCITY= 0 FT/SEC SORBENT AIR FLOW= 0 SCFM [Ca]/[S]= 0.00 BASELINE
VALID DATA POINT # 14 ELAPSED TIME, MIN 6 RECORD ON TRK 1 FILE 21

649	16:56:34	58.6	9877		2662	2664	2042	1982	2648	11997	2662	1982	2042	1332	1332	1324	1324	0.27	0.47	0.68	1.21	3.0	50.0	15.4	325.0	2700.0
											151	512	523	525	539	522	524					0.0	61.0	18.8	396.8	3296.5
0	0.0	56.7			596	662	653	658	648		115	57	59	134	136	133	134					3.0	52.3	16.1	340.1	2825.6

K-TRON=5200 LBS/HR SLEEVE = 0 in IN REG= 20 DEG OUT REG = 10 DEG SPREADER = 0 IN P WB(in)= 16.00 in H2O P WB(out)= 14.00 in H2O FURNACE P= 0.02 in H2O COAL P= 4.00 in H2O
MILL IN= 415 F MILL OUT= 171 F T WB(in)= 512 F T WB(out)= 523 F EXIT 1=1458 F EXIT 2=1495 F EXIT 3=1413 F EXIT 4=1485 F EXIT 5=1426 F EXIT 6=1478 F EXIT(sp)= 1454 F OFA(sp)=1610 F
SORBENT LBS/HR= 0 SORBENT VELOCITY= 0 FT/SEC SORBENT AIR FLOW= 0 SCFM [Ca]/[S]= 0.00 BASELINE
VALID DATA POINT # 15 ELAPSED TIME, MIN 6 RECORD ON TRK 1 FILE 22

668	17:08:07	59.5	10030		2703	2658	2038	1981	2666	12046	2703	1981	2038	1329	1329	1333	1333	0.27	0.47	0.67	1.20	3.6	50.0	15.6	360.0	1300.0
											150	514	523	523	538	524	526					0.0	60.3	18.8	434.5	1569.0
0	0.0	56.7			614	662	653	658	649		116	57	59	134	136	134	135					3.0	51.7	16.1	372.4	1344.8

K-TRON=5200 LBS/HR SLEEVE = 0 in IN REG= 20 DEG OUT REG = 10 DEG SPREADER = 0 IN P WB(in)= 16.00 in H2O P WB(out)= 14.00 in H2O FURNACE P= 0.02 in H2O COAL P= 4.00 in H2O
MILL IN= 429 F MILL OUT= 171 F T WB(in)= 514 F T WB(out)= 523 F EXIT 1=1481 F EXIT 2=1529 F EXIT 3=1449 F EXIT 4=1519 F EXIT 5=1475 F EXIT 6=1511 F EXIT(sp)= 1479 F OFA(sp)=1639 F
SORBENT= Ca(OH)2 TERT INJECTION SORBENT LBS/HR= 833 SORBENT VELOCITY= 98 FT/SEC SORBENT AIR FLOW= 210 SCFM [Ca]/[S]= 1.97 LIME INJECTION-TERTS
VALID DATA POINT # 16 ELAPSED TIME, MIN 8 RECORD ON TRK 1 FILE 24

691	17:23:43	59.8	10075		2703	2670	2042	1973	2713	12100	2703	1973	2042	1335	1335	1356	1356	0.27	0.46	0.67	1.20	3.6	50.0	15.6	360.0	1000.0
											152	513	521	524	541	528	526					0.0	60.3	18.8	434.5	1206.9
0	0.0	56.7			580	663	654	658	650		117	57	59	135	137	136	137					3.0	51.7	16.1	372.4	1034.5

K-TRON=5200 LBS/HR SLEEVE = 0 in IN REG= 20 DEG OUT REG = 10 DEG SPREADER = 0 IN P WB(in)= 16.00 in H2O P WB(out)= 14.00 in H2O FURNACE P= 0.02 in H2O COAL P= 4.00 in H2O
MILL IN= 407 F MILL OUT= 172 F T WB(in)= 513 F T WB(out)= 521 F EXIT 1=1493 F EXIT 2=1555 F EXIT 3=1447 F EXIT 4=1514 F EXIT 5=1462 F EXIT 6=1512 F EXIT(sp)= 1482 F OFA(sp)=1643 F
SORBENT= Ca(OH)2 TERT INJECTION SORBENT LBS/HR=1288 SORBENT VELOCITY= 98 FT/SEC SORBENT AIR FLOW= 210 SCFM [Ca]/[S]= 3.03 LIME INJECTION-TERTS
VALID DATA POINT # 17 ELAPSED TIME, MIN 6 RECORD ON TRK 1 FILE 25

713	17:42:08	58.4	9839		2678	2605	2018	1967	2615	11883	2678	1967	2018	1303	1303	1307	1307	0.27	0.47	0.68	1.21	3.7	45.0	15.4	380.0	1620.0
											151	513	521	527	540	524	525					0.0	54.6	18.7	461.3	1966.5
0	0.0	56.7			630	662	654	659	652		116	57	59	132	133	132	132					3.0	46.8	16.0	395.4	1685.5

K-TRON=5200 LBS/HR SLEEVE = 0 in IN REG= 20 DEG OUT REG = 10 DEG SPREADER = 0 IN P WB(in)= 16.00 in H2O P WB(out)= 14.00 in H2O FURNACE P= 0.02 in H2O COAL P= 4.00 in H2O
MILL IN= 408 F MILL OUT= 172 F T WB(in)= 513 F T WB(out)= 521 F EXIT 1=1502 F EXIT 2=1548 F EXIT 3=1448 F EXIT 4=1513 F EXIT 5=1474 F EXIT 6=1515 F EXIT(sp)= 1476 F OFA(sp)=1661 F
SORBENT= Ca(OH)2 TERT INJECTION SORBENT LBS/HR= 474 SORBENT VELOCITY= 98 FT/SEC SORBENT AIR FLOW= 210 SCFM [Ca]/[S]= 1.14 LIME INJECTION-TERTS
VALID DATA POINT # 18 ELAPSED TIME, MIN 6 RECORD ON TRK 1 FILE 26

DATE : 10-17-84
SYSTEM : LWS
BURNER : DME 60
FUEL : ILLINOIS4

TER DIA : 10
SPREADER : IMPELLER
OFA LOCATN : LOWER
OIL CHECK : 35.16

PT#	TIME	LOAD MBTU/HR	TA	PRIM	V-2	V-3	V-4	V-5	TOTAL	PRIM	SEC1	SEC2	TER1	TER2	TER3	TER4	PRIM	SEC1	SEC2	TOTAL	O2	CO	CO2	NO	SO2
		OIL				FLOW SCFM							FLOW SCFM					SR (CUM)					MEASURED		
		CALC	SCFM										TEMP (F)										CORR TO 0% O2		
(%)	LOAD	MEAS				TEMP (F)							VELOCITY (FT/SEC)										CORR TO 3% O2		
726	17:54:51	61.1	10303	2635	2707	2007	1945	2678	11972	2635	1945	2007	1354	1354	1339	1339	0.26	0.44	0.64	1.16	3.0	50.0	16.2	330.0	2760.0
										154	517	526	541	558	528	531					0.0	58.3	18.9	385.0	3220.0
0	0.0	56.7		673	664	656	661	654		114	56	58	139	141	136	136					3.0	50.0	16.2	330.0	2760.0

(-TKON=5200 LBS/HR SLEEVE = 0 in IN REG= 20 DEG OUT REG = 10 DEG SPREADER = 0 IN P WB(in)= 16.80 in H2O P WB(out)= 14.80 in H2O FURNACE P= 0.02 in H2O COAL P= 4.00 in H2O
MILL IN= 441 F MILL OUT= 171 F T WB(in)= 517 F T WB(out)= 526 F EXIT 1=1478 F EXIT 2=1518 F EXIT 3=1459 F EXIT 4=1517 F EXIT 5=1454 F EXIT 6=1501 F EXIT(sp)= 1185 F OFA(sp)=1670 F
SORBENT LBS/HR= 0 SORBENT VELOCITY= 0 FT/SEC SORBENT AIR FLOW= 0 SCFM (Ca)/(S)= 0.00 BASELINE
VALID DATA POINT # 19 ELAPSED TIME, MIN 7 RECORD ON TRK 1 FILE 27

DATE : 10-10-84 TER DIA : 10
SYSTEM : LWS SPREADER : IMPELLER
BURNER : DMB 60 OFA LOCATN : LOWER
FUEL : ILLINOIS4 OIL CHECK : 4.28

PT#	TIME	LOAD OIL (%)	LOAD NBTU/HR CALC	LOAD NBTU/HR MEAS	TA SCFM	PRIM FLOW SCFM	V-2 FLOW SCFM	V-3 FLOW SCFM	V-4 FLOW SCFM	V-5 FLOW SCFM	TOTAL FLOW SCFM	PRIM TEMP (F)	SEC1 TEMP (F)	SEC2 TEMP (F)	TER1 TEMP (F)	TER2 TEMP (F)	TER3 TEMP (F)	TER4 TEMP (F)	PRIM VELOCITY (FT/SEC)	SEC1 VELOCITY (FT/SEC)	SEC2 VELOCITY (FT/SEC)	TOTAL SR (CUM)	O2 MEASURED	CO MEASURED	CO2 CORR TO 0% O2	NO CORR TO 3% O2	SO2
300	11:53:18	61.6	10372			2781	2787	2021	2002	2672	12184	2781	2002	2021	1354	1354	1336	1336	0.27	0.46	0.66	1.17	3.2	45.0	15.0	320.0	2700.0
												160	533	539	562	581	542	549					0.0	53.1	17.7	377.5	3185.4
0	0.0	55.6				574	676	668	674	667		122	59	60	142	144	137	138					3.0	45.5	15.2	323.6	2730.3

K-TRON=5100 LBS/HR SLEEVE = 0 in IN REG= 20 DEG OUT REG = 10 DEG SPREADER = 0 IN P WB(in)= 16.50 in H2O P WB(out)= 14.20 in H2O FURNACE P= 0.01 in H2O COAL P= 4.10 in H2O
MILL IN= 410 F MILL OUT= 172 F T WB(in)= 533 F T WB(out)= 539 F EXIT 1=1448 F EXIT 2=1502 F EXIT 3=1423 F EXIT 4=1491 F EXIT 5=1423 F EXIT 6=1486 F EXIT(sp)= 1507 F OFA(sp)=---- F
SORBENT LBS/HR= 0 SORBENT VELOCITY= 0 FT/SEC SORBENT AIR FLOW= 0 SCFM (Ca)/(S)= 0.00 BASELINE-STAGED
VALID DATA POINT # 1 ELAPSED TIME, MIN 10 RECORD ON TRK 1 FILE 28

509	13:54:57	62.0	10452			2726	2830	2008	1998	2784	12346	2726	1998	2008	1415	1415	1392	1392	0.26	0.45	0.64	1.18	3.3	45.0	15.6	330.0	2640.0
												155	520	527	541	562	541	540					0.0	53.4	18.5	391.5	3132.2
0	0.0	55.6				519	659	652	658	654		118	58	59	145	148	143	143					3.0	45.8	15.9	335.6	2684.7

K-TRON=5100 LBS/HR SLEEVE = 0 in IN REG= 20 DEG OUT REG = 10 DEG SPREADER = 0 IN P WB(in)= 16.50 in H2O P WB(out)= 14.20 in H2O FURNACE P= 0.01 in H2O COAL P= 4.10 in H2O
MILL IN= 373 F MILL OUT= 171 F T WB(in)= 520 F T WB(out)= 527 F EXIT 1=1506 F EXIT 2=1549 F EXIT 3=1457 F EXIT 4=1536 F EXIT 5=1489 F EXIT 6=1526 F EXIT(sp)= ---- F OFA(sp)=---- F
SORBENT LBS/HR= 0 SORBENT VELOCITY= 0 FT/SEC SORBENT AIR FLOW= 0 SCFM (Ca)/(S)= 0.00 BASELINE
VALID DATA POINT # 2 ELAPSED TIME, MIN 7 RECORD ON TRK 1 FILE 29

701	15:55:43	59.6	10047			2763	2617	1834	2027	2626	11866	2763	2027	1834	1308	1308	1313	1313	0.28	0.48	0.66	1.18	3.3	50.0	15.4	305.0	2560.0
												152	510	488	525	542	523	524					0.0	59.3	18.3	361.9	3037.3
0	0.0	55.6				475	651	642	649	640		119	58	51	132	134	132	132					3.0	50.8	15.7	310.2	2603.4

K-TRON=5100 LBS/HR SLEEVE = 0 in IN REG= 20 DEG OUT REG = 10 DEG SPREADER = 0 IN P WB(in)= 16.50 in H2O P WB(out)= 14.20 in H2O FURNACE P= 0.01 in H2O COAL P= 4.10 in H2O
MILL IN= 344 F MILL OUT= 171 F T WB(in)= 510 F T WB(out)= 488 F EXIT 1=1473 F EXIT 2=1527 F EXIT 3=1441 F EXIT 4=1502 F EXIT 5=1449 F EXIT 6=1505 F EXIT(sp)= 1315 F OFA(sp)=2581 F
SORBENT LBS/HR= 0 SORBENT VELOCITY= 0 FT/SEC SORBENT AIR FLOW= 0 SCFM (Ca)/(S)= 0.00
VALID DATA POINT # 4 ELAPSED TIME, MIN 5 RECORD ON TRK 1 FILE 30

DATE : 10-19-84 TER DIA : 10
SYSTEM : LWS SPREADER : IMPELLER
BURNER : DMB 60 OFA LOCATN : LOWER
FUEL : COMANCHE OIL CHECK : 3.4.8

PT#	TIME	OIL (%)	LOAD	LOAD MBTU/HR CALC	LOAD MBTU/HR MEAS	TA SCFM	PRIM FLOW SCFM TEMP (F)	V-2 FLOW SCFM TEMP (F)	V-3 FLOW SCFM TEMP (F)	V-4 FLOW SCFM TEMP (F)	V-5 FLOW SCFM TEMP (F)	TOTAL FLOW SCFM TEMP (F)	PRIM FLOW SCFM TEMP (F) VELOCITY (FT/SEC)	SEC1 FLOW SCFM TEMP (F) VELOCITY (FT/SEC)	SEC2 FLOW SCFM TEMP (F) VELOCITY (FT/SEC)	TER1 FLOW SCFM TEMP (F) VELOCITY (FT/SEC)	TER2 FLOW SCFM TEMP (F) VELOCITY (FT/SEC)	TER3 FLOW SCFM TEMP (F) VELOCITY (FT/SEC)	TER4 FLOW SCFM TEMP (F) VELOCITY (FT/SEC)	PRIM SR (CUM)	SEC1 SR (CUM)	SEC2 SR (CUM)	TOTAL SR (CUM)	O2 MEASURED	CO MEASURED	CO2 MEASURED CORR TO 0% O2 CORR TO 3% O2	NO MEASURED	SO2 MEASURED
244	12:25:59	60.0	10190			2311	2650	2276	2261	2542	12048	2311	2261	2276	1329	1329	1271	1271		0.23	0.45	0.67	1.18					
												152	526	548	549	558	533	536										
0	0.0	59.9					860	669	663	668	660		100	66	68	137	139	129	130										
																								3.3	35.0	16.2	385.0	390.0
																								0.0	41.5	19.2	456.8	462.7
																								3.0	35.6	16.5	391.5	396.6

E-TRON=6000 LBS/HR SLEEVE = 0 in IN REG= 20 DEG OUT REG = 10 DEG SPREADER = 0 IN P WB(in)= 18.50 in H20 P WB(out)= 17.00 in H20 FURNACE P= 0.02 in H20 COAL P= 4.00 in H20
MILL IN= 562 F MILL OUT= 160 F T WB(in)= 526 F T WB(out)= 548 F EXIT 1=1494 F EXIT 2=1547 F EXIT 3=1420 F EXIT 4=1512 F EXIT 5=1461 F EXIT 6=1514 F EXIT(sp)= 1577 F OFA(so)=1203 F
SORBENT LBS/HR= 0 SORBENT VELOCITY= 0 FT/SEC SORBENT AIR FLOW= 0 SCFM [Ca]/[S]= 0.00 BASELINE
VALID DATA POINT # 1 ELAPSED TIME, MIN 10 RECORD ON TRK 0 FILE 102

292	12:55:39	61.3	10284			2289	2763	2328	2255	2801	12436	2289	2255	2328	1382	1382	1401	1401		0.22	0.44	0.67	1.21					
												149	524	545	546	560	536	532										
0	0.0	59.9					883	670	664	670	660		98	66	69	143	145	143	142										
																								3.7	35.0	16.0	375.0	370.0
																								0.0	42.5	19.4	455.2	449.1
																								3.0	36.4	16.6	390.2	385.0

E-TRON=6000 LBS/HR SLEEVE = 0 in IN REG= 20 DEG OUT REG = 10 DEG SPREADER = 0 IN P WB(in)= 18.50 in H20 P WB(out)= 17.00 in H20 FURNACE P= 0.02 in H20 COAL P= 4.00 in H20
MILL IN= 566 F MILL OUT= 155 F T WB(in)= 524 F T WB(out)= 545 F EXIT 1=1482 F EXIT 2=1538 F EXIT 3=1426 F EXIT 4=1509 F EXIT 5=1449 F EXIT 6=1513 F EXIT(sp)= 1568 F OFA(so)= 983 F
SORBENT LBS/HR= 0 SORBENT VELOCITY= 0 FT/SEC SORBENT AIR FLOW= 0 SCFM [Ca]/[S]= 0.00
VALID DATA POINT # 2 ELAPSED TIME, MIN 7 RECORD ON TRK 0 FILE 103

329	13:16:59	58.9	9883			2286	2504	2306	2287	2567	11950	2286	2287	2306	1252	1252	1284	1284		0.23	0.46	0.70	1.21					
												147	523	542	528	532	520	523										
0	0.0	59.9					876	667	662	667	658		98	66	68	127	127	129	129										
																								3.7	40.0	16.0	385.0	190.0
																								0.0	40.6	19.4	467.3	230.6
																								3.0	41.6	16.6	400.6	197.7

E-TRON=6000 LBS/HR SLEEVE = 0 in IN REG= 20 DEG OUT REG = 10 DEG SPREADER = 0 IN P WB(in)= 18.50 in H20 P WB(out)= 17.00 in H20 FURNACE P= 0.02 in H20 COAL P= 4.00 in H20
MILL IN= 544 F MILL OUT= 152 F T WB(in)= 523 F T WB(out)= 542 F EXIT 1=1466 F EXIT 2=1526 F EXIT 3=1404 F EXIT 4=1491 F EXIT 5=1426 F EXIT 6=1492 F EXIT(sp)= 1577 F OFA(so)= 970 F
SORBENT= VICRON TERT INJECTION SORBENT LBS/HR= 314 SORBENT VELOCITY= 99 FT/SEC SORBENT AIR FLOW= 211 SCFM [Ca]/[S]= 3.64
VALID DATA POINT # 3 ELAPSED TIME, MIN 8 RECORD ON TRK 0 FILE 104

339	13:31:39	62.2	10439			2294	2728	2280	2278	2763	12343	2294	2278	2280	1364	1364	1381	1381		0.22	0.44	0.66	1.18					
												147	523	542	537	548	536	531										
0	0.0	59.9					878	667	661	665	655		98	66	68	139	141	141	140										
																								3.3	35.0	16.2	355.0	360.8
																								0.0	41.5	19.2	421.2	427.1
																								3.0	35.6	16.5	361.0	366.1

E-TRON=6000 LBS/HR SLEEVE = 0 in IN REG= 20 DEG OUT REG = 10 DEG SPREADER = 0 IN P WB(in)= 18.50 in H20 P WB(out)= 17.00 in H20 FURNACE P= 0.02 in H20 COAL P= 4.00 in H20
MILL IN= 563 F MILL OUT= 153 F T WB(in)= 523 F T WB(out)= 542 F EXIT 1=1492 F EXIT 2=1555 F EXIT 3=1426 F EXIT 4=1512 F EXIT 5=1444 F EXIT 6=1520 F EXIT(sp)= 1583 F OFA(so)= 981 F
SORBENT LBS/HR= 0 SORBENT VELOCITY= 0 FT/SEC SORBENT AIR FLOW= 0 SCFM [Ca]/[S]= 0.00 BASELINE
VALID DATA POINT # 4 ELAPSED TIME, MIN 5 RECORD ON TRK 1 FILE 23

388	14:01:32	59.7	10014			2320	2564	2090	2160	2632	11775	2320	2168	2090	1282	1282	1316	1316		0.23	0.45	0.66	1.18					
												147	517	527	527	533	518	517										
0	0.0	59.9					864	662	656	660	648		99	63	61	130	131	132	132										
																								3.2	35.0	16.2	360.0	230.0
																								0.0	41.3	19.1	424.7	271.3
																								3.0	35.4	16.4	364.0	232.6

E-TRON=6000 LBS/HR SLEEVE = 0 in IN REG= 20 DEG OUT REG = 10 DEG SPREADER = 0 IN P WB(in)= 18.50 in H20 P WB(out)= 17.00 in H20 FURNACE P= 0.02 in H20 COAL P= 4.00 in H20
MILL IN= 555 F MILL OUT= 152 F T WB(in)= 517 F T WB(out)= 527 F EXIT 1=1513 F EXIT 2=1571 F EXIT 3=1448 F EXIT 4=1543 F EXIT 5=1478 F EXIT 6=1548 F EXIT(sp)= 1621 F OFA(so)=1031 F
SORBENT= VICRON TERT INJECTION SORBENT LBS/HR= 196 SORBENT VELOCITY= 98 FT/SEC SORBENT AIR FLOW= 210 SCFM [Ca]/[S]= 2.24
VALID DATA POINT # 5 ELAPSED TIME, MIN 7 RECORD ON TRK 1 FILE 31

436	14:31:54	58.6	9830			2347	2603	2103	2198	2567	11819	2347	2198	2103	1302	1302	1284	1284		0.24	0.46	0.68	1.20					
												145	516	527	527	531	516	517										
0	0.0	59.9					841	667	659	662	650		100	63	61	132	132	128	128										
																								3.6	35.0	15.4	375.0	235.0
																								0.0	42.2	18.6	452.6	283.6
																								3.0	36.2	15.9	387.9	243.1

E-TRON=6000 LBS/HR SLEEVE = 0 in IN REG= 20 DEG OUT REG = 10 DEG SPREADER = 0 IN P WB(in)= 18.50 in H20 P WB(out)= 17.00 in H20 FURNACE P= 0.02 in H20 COAL P= 4.00 in H20
MILL IN= 552 F MILL OUT= 152 F T WB(in)= 516 F T WB(out)= 527 F EXIT 1=1494 F EXIT 2=1539 F EXIT 3=1419 F EXIT 4=1506 F EXIT 5=1450 F EXIT 6=1511 F EXIT(so)= 1579 F OFA(so)= 929 F
SORBENT= VICRON TERT INJECTION SORBENT LBS/HR= 123 SORBENT VELOCITY= 98 FT/SEC SORBENT AIR FLOW= 210 SCFM [Ca]/[S]= 1.44
VALID DATA POINT # 6 ELAPSED TIME, MIN 7 RECORD ON TRK 1 FILE 32

DATE : 10-19-84
SYSTEM : LWS
BURNER : DME 60
FUEL : COMANCHE

TER DIA : 1.0
SPREADER : IMPELLER
OFA LOCATN : LOWER
OIL CHECK : 35.18

PT#	TIME	LOAD MBTU/HR CALC	LOAD MBTU/HR MEAS	TA SCFM	PRIM	V-2	V-3	V-4	V-5	TOTAL	PRIM	SEC1	SEC2	TER1	TER2	TER3	TER4	PRIM	SEC1	SEC2	TOTAL	O2	CO	CO2	NO	SO2
					FLOW SCFM						FLOW SCFM							SR (CUM)				MEASURED				
OIL (%)	LOAD				TEMP (F)						TEMP (F) VELOCITY (FT/SEC)											CORR TO 0% O2 CORR TO 3% O2				
444	14:46:22	61.6	10338		2314	2864	2105	2178	2829	12291	2314	2178	2105	1432	1432	1415	1415	0.22	0.43	0.64	1.19	3.4	35.0	15.4	360.0	335.0
											149	520	532	542	554	532	526					0.0	41.8	18.4	429.5	399.7
0	0.0	59.9			868	667	659	663	655		100	63	62	147	149	144	143					3.0	35.8	15.8	368.2	342.6
E-TRON=6000 LBS/HR		SLEEVE = 0 in			IN REG= 20 DEG			OUT REG = 10 DEG			SPREADER = 0 IN			P WB(in)= 18.50 in H20				P WB(out)= 17.00 in H20			FURNACE P= 0.02 in H20			COAL P= 4.00 in H20		
MILL IN= 571 F		MILL OUT= 155 F			T WB(in)= 520 F			T WB(out)= 532 F			EXIT 1=1525 F			EXIT 2=1581 F				EXIT 3=1444 F			EXIT 4=1525 F			EXIT 5=1462 F			EXIT 6=1547 F			EXIT(sp)= 1602 F			OFA(sp)=1031 F		
SORBENT LBS/HR= 0					SORBENT VELOCITY= 0 FT/SEC						SORBENT AIR FLOW= 0 SCFM			[Ca]/[S]= 0.00													
VALID DATA POINT # 7					ELAPSED TIME, MIN 8						RECORD ON TRK 1			FILE 33													
506	15:21:44	60.0	10055		2320	2660	2098	2164	2647	11889	2320	2164	2098	1330	1330	1324	1324	0.23	0.45	0.65	1.18	3.3	35.0	15.4	340.0	350.0
											147	523	534	545	559	535	532					0.0	41.5	18.3	403.4	415.3
0	0.0	59.9			872	668	661	665	658		99	63	62	137	139	135	135					3.0	35.6	15.7	345.8	355.9
E-TRON=6000 LBS/HR		SLEEVE = 0 in			IN REG= 20 DEG			OUT REG = 10 DEG			SPREADER = 0 IN			P WB(in)= 18.50 in H20				P WB(out)= 17.00 in H20			FURNACE P= 0.02 in H20			COAL P= 4.00 in H20		
MILL IN= 573 F		MILL OUT= 152 F			T WB(in)= 523 F			T WB(out)= 534 F			EXIT 1=1507 F			EXIT 2=1535 F				EXIT 3=1421 F			EXIT 4=1507 F			EXIT 5=1444 F			EXIT 6=1520 F			EXIT(sp)= 1591 F			OFA(sp)= 992 F		
SORBENT LBS/HR= 0					SORBENT VELOCITY= 0 FT/SEC						SORBENT AIR FLOW= 0 SCFM			[Ca]/[S]= 0.00													
VALID DATA POINT # 8					ELAPSED TIME, MIN 6						RECORD ON TRK 1			FILE 34													
523	15:32:14	59.4	9958		2288	2695	2107	2177	2640	11907	2288	2177	2107	1347	1347	1320	1320	0.23	0.45	0.66	1.20	3.5	35.0	15.4	370.0	160.0
											148	518	529	541	552	528	529					0.0	42.0	18.5	444.0	192.0
0	0.0	59.9			871	666	658	663	655		98	63	62	138	140	134	134					3.0	36.0	15.8	380.6	164.6
E-TRON=6000 LBS/HR		SLEEVE = 0 in			IN REG= 20 DEG			OUT REG = 10 DEG			SPREADER = 0 IN			P WB(in)= 18.50 in H20				P WB(out)= 17.00 in H20			FURNACE P= 0.02 in H20			COAL P= 4.00 in H20		
MILL IN= 568 F		MILL OUT= 154 F			T WB(in)= 518 F			T WB(out)= 529 F			EXIT 1=1498 F			EXIT 2=1545 F				EXIT 3=1436 F			EXIT 4=1514 F			EXIT 5=1451 F			EXIT 6=1522 F			EXIT(sp)= 1609 F			OFA(sp)=1015 F		
SORBENT= Ca(OH)2		OFA INJECTION			SORBENT LBS/HR= 198						SORBENT VELOCITY= 124 FT/SEC			SORBENT AIR FLOW= 210 SCFM				[Ca]/[S]= 2.98			LIME INJECTION-OFA PORTS-HIGH VELOCITY					
VALID DATA POINT # 9					ELAPSED TIME, MIN 8						RECORD ON TRK 1			FILE 35													
611	16:32:44	61.7	10349		2179	2958	2160	2204	2803	12305	2179	2204	2160	1479	1479	1402	1402	0.21	0.42	0.63	1.19	3.4	35.0	15.4	310.0	375.0
											151	521	537	545	559	536	532					0.0	41.8	18.4	369.9	447.4
0	0.0	59.9			885	668	660	665	657		94	64	64	152	154	143	143					3.0	35.8	15.8	317.0	383.5
E-TRON=6000 LBS/HR		SLEEVE = 0 in			IN REG= 20 DEG			OUT REG = 10 DEG			SPREADER = 0 IN			P WB(in)= 18.50 in H20				P WB(out)= 17.00 in H20			FURNACE P= 0.02 in H20			COAL P= 4.00 in H20		
MILL IN= 553 F		MILL OUT= 158 F			T WB(in)= 521 F			T WB(out)= 537 F			EXIT 1=1542 F			EXIT 2=1562 F				EXIT 3=1467 F			EXIT 4=1542 F			EXIT 5=1486 F			EXIT 6=1547 F			EXIT(sp)= 1615 F			OFA(sp)=1047 F		
SORBENT LBS/HR= 0					SORBENT VELOCITY= 0 FT/SEC						SORBENT AIR FLOW= 0 SCFM			[Ca]/[S]= 0.00													
VALID DATA POINT # 10					ELAPSED TIME, MIN 6						RECORD ON TRK 1			FILE 36													
630	16:42:18	60.3	10111		2208	2966	2155	2192	2776	12297	2208	2192	2155	1483	1483	1388	1388	0.22	0.44	0.65	1.22	3.8	35.0	15.0	365.0	190.0
											150	519	534	545	557	532	531					0.0	42.7	18.3	445.6	232.8
0	0.0	59.9			882	669	660	665	658		95	63	63	153	155	141	141					3.0	36.6	15.7	382.0	198.8
E-TRON=6000 LBS/HR		SLEEVE = 0 in			IN REG= 20 DEG			OUT REG = 10 DEG			SPREADER = 0 IN			P WB(in)= 18.50 in H20				P WB(out)= 17.00 in H20			FURNACE P= 0.02 in H20			COAL P= 4.00 in H20		
MILL IN= 551 F		MILL OUT= 155 F			T WB(in)= 519 F			T WB(out)= 534 F			EXIT 1=1511 F			EXIT 2=1529 F				EXIT 3=1441 F			EXIT 4=1521 F			EXIT 5=1463 F			EXIT 6=1525 F			EXIT(sp)= 1605 F			OFA(sp)=1053 F		
SORBENT= Ca(OH)2		OFA INJECTION			SORBENT LBS/HR= 116						SORBENT VELOCITY= 124 FT/SEC			SORBENT AIR FLOW= 210 SCFM				[Ca]/[S]= 1.72			LIME INJECTION-OFA-HIGH VELOCITY					
VALID DATA POINT # 11					ELAPSED TIME, MIN 7						RECORD ON TRK 1			FILE 37													
669	17:16:33	59.6	9995		2411	2748	2172	2224	2600	12155	2411	2224	2172	1374	1374	1300	1300	0.24	0.46	0.68	1.22	3.8	30.0	15.0	380.0	230.0
											148	520	535	539	553	525	529					0.0	36.6	18.3	464.0	280.8
0	0.0	59.9			854	667	660	664	655		103	64	64	141	143	131	132					3.0	31.4	15.7	397.7	240.7
E-TRON=6000 LBS/HR		SLEEVE = 0 in			IN REG= 20 DEG			OUT REG = 10 DEG			SPREADER = 0 IN			P WB(in)= 18.50 in H20				P WB(out)= 17.00 in H20			FURNACE P= 0.02 in H20			COAL P= 4.00 in H20		
MILL IN= 567 F		MILL OUT= 155 F			T WB(in)= 520 F			T WB(out)= 535 F			EXIT 1=1429 F			EXIT 2=1465 F				EXIT 3=1383 F			EXIT 4=1464 F			EXIT 5=1399 F			EXIT 6=1459 F			EXIT(sp)= 1524 F			OFA(sp)=1032 F		
SORBENT= Ca(OH)2		OFA INJECTION			SORBENT LBS/HR= 105						SORBENT VELOCITY= 124 FT/SEC			SORBENT AIR FLOW= 210 SCFM				[Ca]/[S]= 1.57			LIME INJECTION-OFA PORTS					
VALID DATA POINT # 12					ELAPSED TIME, MIN 7						RECORD ON TRK 1			FILE 39													

DATE	: 10-19-84	TER DIA	: 10
SYSTEM	: LWS	SPREADER	: IMPELLER
BURNER	: DMB 60	OFA LOCATN	: LOWER
FUEL	: COMANCHE	OIL CHECK	: 3.18

PT#	TIME	LOAD MBTU/HR CALC	TA SCFM	PRIM	V-2	V-3	V-4	V-5	TOTAL	PRIM	SEC1	SEC2	TER1	TER2	TER3	TER4	PRIM	SEC1	SEC2	TOTAL	O2	CO	CO2	NO	SO2
	OIL				FLOW SCFM								FLOW SCFM					SR (CUM)					MEASURED		
													TEMP (F)										CORR TO 0% O2		
(%)	LOAD	MEAS			TEMP (F)								VELOCITY (FT/SEC)										CORR TO 3% O2		
696	17:28:52	60.2	10099	2429	2686	2162	2209	2521	12007	2429	2209	2162	1343	1343	1260	1260	0.24	0.46	0.67	1.19	3.4	35.0	15.4	398.0	390.0
										147	520	536	544	557	528	530					0.0	41.8	18.4	465.3	465.3
0	0.0	59.9		847	667	660	665	656		104	64	64	138	140	128	128					3.0	35.0	15.0	398.9	398.9

E-IRON=6000 LBS/HR SLEEVE = 0 in IN REG= 20 DEG OUT REG = 10 DEG SPREADER = 0 IN P WB(in)= 18.50 in H20 P WB(out)= 17.00 in H20 FURNACE P= 0.02 in H20 COAL P= 4.00 in H20

MILL IN= 554 F MILL OUT= 153 F T WB(in)= 520 F T WB(out)= 536 F EXIT 1=1497 F EXIT 2=1508 F EXIT 3=1424 F EXIT 4=1484 F EXIT 5=1448 F EXIT 6=1492 F EXIT(sp)= 281 F OFA(sp)=1038 F

SORBENT LBS/HR= 0 SORBENT VELOCITY= 0 FT/SEC SORBENT AIR FLOW= 0 SCFM [Ca]/[S]= 0.00 BASELINE

VALID DATA POINT # 13 ELAPSED TIME, MIN 3 RECORD ON TRK 1 FILE 40

DATE : 10-26-84
SYSTEM : LWS
BURNER : DMB 60
FUEL : ILLINOIS4

TER DIA : 10
SPREADER : IMPELLER
OFA LOCATN : LOWER
OIL CHECK : 1.76

PT#	TIME	LOAD MBTU/HR CALC MEAS	TA	SCFM	PRIM	V-2	V-3	V-4	V-5	TOTAL	PRIM	SEC1	SEC2	TER1	TER2	TER3	TER4	PRIM	SEC1	SEC2	TOTAL	O2	CO	CO2	NO	SO2
					FLOW SCFM						FLOW SCFM							SR (CUM)				MEASURED				
OIL (%)	LOAD				TEMP (F)						TEMP (F)											CORR TO 0% O2				
											VELOCITY (FT/SEC)											CORR TO 3% O2				
264	10:20:39	60.4	10180		2524	2803	2077	2036	2786	12226	2524	2036	2077	1401	1401	1393	1393	0.25	0.45	0.65	1.20	3.6	50.0	15.0	335.0	2660.0
											142	579	587	607	623	600	597					0.0	60.3	18.1	404.3	3210.3
0	0.0	56.7			536	745	731	735	730		107	63	64	153	156	151	151					3.0	51.7	15.5	346.6	2751.7

E-TKON=5200 LBS/HR SLEEVE = 0 in IN REG= 20 DEG OUT REG = 10 DEG SPREADER = 0 IN P WB(in)= 18.00 in H20 P WB(out)= 7.50 in H20 FURNACE P= 0.01 in H20 COAL P= 4.00 in H20
MILL IN= 397 F MILL OUT= 149 F T WB(in)= 579 F T WB(out)= 587 F EXIT 1=1475 F EXIT 2=1519 F EXIT 3=1423 F EXIT 4=1483 F EXIT 5=1445 F EXIT 6=1500 F EXIT(sp)= 1532 F OFA(sp)= 969 F
SORBENT LBS/HR= 0 SORBENT VELOCITY= 0 FT/SEC SORBENT AIR FLOW= 0 SCFM (Ca)/(S)= 0.00 BASELINE-STAGED
VALID DATA POINT # 1 ELAPSED TIME, MIN 10 RECORD ON TRK 1 FILE 41

313	10:50:50	58.8	9913		2515	2755	2082	2029	2729	12110	2515	2029	2082	1378	1378	1364	1364	0.25	0.46	0.67	1.22	3.9	55.0	15.2	370.0	1400.0
											144	590	597	615	631	606	606					0.0	67.5	18.7	454.4	1719.3
0	0.0	56.7			538	762	747	753	744		107	63	65	152	154	149	149					3.0	57.9	16.0	389.5	1473.7

E-TKON=5200 LBS/HR SLEEVE = 0 in IN REG= 20 DEG OUT REG = 10 DEG SPREADER = 0 IN P WB(in)= 18.00 in H20 P WB(out)= 7.50 in H20 FURNACE P= 0.01 in H20 COAL P= 4.00 in H20
MILL IN= 398 F MILL OUT= 151 F T WB(in)= 590 F T WB(out)= 597 F EXIT 1=1504 F EXIT 2=1547 F EXIT 3=1457 F EXIT 4=1516 F EXIT 5=1479 F EXIT 6=1519 F EXIT(sp)= 1570 F OFA(sp)= 960 F
SORBENT= VICRON OFA INJECTION SORBENT LBS/HR=1323 SORBENT VELOCITY= 126 FT/SEC SORBENT AIR FLOW= 214 SCFM (Ca)/(S)= 2.42 LIMESTONE INJECTION-HIGH VELOCITY OFA PORTS
VALID DATA POINT # 2 ELAPSED TIME, MIN 0 RECORD ON TRK 1 FILE 42

325	11:05:00	60.3	10156		2494	2765	2110	2033	2728	12130	2494	2033	2110	1382	1382	1364	1364	0.25	0.45	0.65	1.19	3.5	55.0	15.2	330.0	2680.0
											144	594	604	623	640	608	609					0.0	66.0	18.2	396.0	3216.0
0	0.0	56.7			566	767	753	758	750		106	63	66	153	156	149	149					3.0	56.6	15.6	339.4	2756.6

E-TKON=5200 LBS/HR SLEEVE = 0 in IN REG= 20 DEG OUT REG = 10 DEG SPREADER = 0 IN P WB(in)= 18.00 in H20 P WB(out)= 7.50 in H20 FURNACE P= 0.01 in H20 COAL P= 4.00 in H20
MILL IN= 413 F MILL OUT= 153 F I WB(in)= 594 F T WB(out)= 604 F EXIT 1=1518 F EXIT 2=1567 F EXIT 3=1483 F EXIT 4=1560 F EXIT 5=1504 F EXIT 6=1545 F EXIT(sp)= 1603 F OFA(sp)= 982 F
SORBENT LBS/HR= 0 SORBENT VELOCITY= 0 FT/SEC SORBENT AIR FLOW= 0 SCFM (Ca)/(S)= 0.00 BASELINE
VALID DATA POINT # 3 ELAPSED TIME, MIN 7 RECORD ON TRK 1 FILE 43

371	11:34:09	59.8	10074		2467	2672	2102	2030	2627	11899	2467	2030	2102	1336	1336	1314	1314	0.24	0.45	0.66	1.18	3.3	55.0	15.6	360.0	1680.0
											158	601	610	631	644	618	616					0.0	65.3	18.5	427.1	1898.3
0	0.0	56.7			579	773	760	764	759		108	64	66	149	151	145	145					3.0	55.9	15.9	366.1	1627.1

E-TKON=5200 LBS/HR SLEEVE = 0 in IN REG= 20 DEG OUT REG = 10 DEG SPREADER = 0 IN P WB(in)= 18.00 in H20 P WB(out)= 7.50 in H20 FURNACE P= 0.01 in H20 COAL P= 4.00 in H20
MILL IN= 393 F MILL OUT= 159 F T WB(in)= 601 F T WB(out)= 610 F EXIT 1=1530 F EXIT 2=1578 F EXIT 3=1485 F EXIT 4=1553 F EXIT 5=1514 F EXIT 6=1557 F EXIT(sp)= 1609 F OFA(sp)= 981 F
SORBENT= VICRON OFA INJECTION SORBENT LBS/HR=1000 SORBENT VELOCITY= 124 FT/SEC SORBENT AIR FLOW= 210 SCFM (Ca)/(S)= 1.80 LIMESTONE INJECTION-HIGH VELOCITY OFA PORTS
VALID DATA POINT # 4 ELAPSED TIME, MIN 10 RECORD ON TRK 1 FILE 44

382	11:45:07	58.8	9909		2464	2691	2113	2036	2664	11969	2464	2036	2113	1346	1346	1332	1332	0.25	0.45	0.67	1.21	3.7	53.0	15.8	335.0	2640.0
											1251	602	610	625	639	620	618					0.0	64.3	18.2	486.6	3204.6
0	0.0	56.7			580	776	762	767	760		298	64	67	150	152	147	147					3.0	55.1	15.6	348.6	2746.8

E-TKON=5200 LBS/HR SLEEVE = 0 in IN REG= 20 DEG OUT REG = 10 DEG SPREADER = 0 IN P WB(in)= 18.00 in H20 P WB(out)= 7.50 in H20 FURNACE P= 0.01 in H20 COAL P= 4.00 in H20
MILL IN= 426 F MILL OUT= 161 F T WB(in)= 602 F T WB(out)= 610 F EXIT 1=1541 F EXIT 2=1582 F EXIT 3=1526 F EXIT 4=1582 F EXIT 5=1527 F EXIT 6=1569 F EXIT(sp)= 1646 F OFA(sp)=1019 F
SORBENT LBS/HR= 0 SORBENT VELOCITY= 0 FT/SEC SORBENT AIR FLOW= 0 SCFM (Ca)/(S)= 0.00 BASELINE
VALID DATA POINT # 5 ELAPSED TIME, MIN 6 RECORD ON TRK 1 FILE 45

401	11:54:50	58.4	9845		2430	2640	2109	2034	2612	11824	2430	2034	2109	1320	1320	1306	1306	0.25	0.45	0.67	1.20	3.6	50.0	15.2	330.0	2060.0
											149	589	597	616	629	604	605					0.0	60.3	18.3	398.3	2486.2
0	0.0	56.7			609	749	739	742	736		139	63	66	146	147	142	143					3.0	51.7	15.7	341.4	2131.0

E-TKON=5200 LBS/HR SLEEVE = 0 in IN REG= 20 DEG OUT REG = 10 DEG SPREADER = 0 IN P WB(in)= 18.00 in H20 P WB(out)= 7.50 in H20 FURNACE P= 0.01 in H20 COAL P= 4.00 in H20
MILL IN= 432 F MILL OUT= 164 F T WB(in)= 589 F T WB(out)= 597 F EXIT 1=1547 F EXIT 2=1589 F EXIT 3=1516 F EXIT 4=1582 F EXIT 5=1530 F EXIT 6=1575 F EXIT(sp)= 1645 F OFA(sp)=1025 F
SORBENT= VICRON OFA INJECTION SORBENT LBS/HR= 560 SORBENT VELOCITY= 124 FT/SEC SORBENT AIR FLOW= 210 SCFM (Ca)/(S)= 1.03
VALID DATA POINT # 6 ELAPSED TIME, MIN 10 RECORD ON TRK 1 FILE 46

```
DATE                :  10-26-84                    TER DIA        :  10
SYSTEM              :  LWS                         SPREADER       :  IMPELLER
BURNER              :  DMB 60                      OFA LOCATN     :  LOWER
FUEL                :  ILLINOIS4                   OIL CHECK      :  1.76

                    LOAD                    PRIM  V-2  V-3  V-4  V-5  TOTAL      PRIM  SEC1  SEC2  TER1  TER2  TER3  TER4      PRIM  SEC1  SEC2  TOTAL      O2   CO   CO2   NO   SO2
PT#   TIME    MBTU/HR  TA                        FLOW SCFM                        FLOW SCFM                                      SR (CUM)                        MEASURED
      OIL     CALC     SCFM                                                      TEMP (F)                                                                       CORR TO 0% O1
(%)   LOAD    MEAS                               TEMP (F)                       VELOCITY (FT/SEC)                                                              CORR TO 3% O2

 501  13:05:16  62.0  10443        2628  2708  2137  2064  2935  12473        2628  2064  2137  1354  1354  1467  1467      0.25  0.45  0.65  1.19        3.5  55.0  15.6  295.0 2700.0
                                                                              142   565   575   590   603   585   578                                     0.0  66.0  18.7  354.0 3240.0
   0     0.0     56.7              546   739   726   731   723                112   63    65    146   148   157   156                                     3.0  56.6  16.0  303.4 2777.1
E-TKON=5200 LBS/HR     SLEEVE =  0 in     IN REG=  20 DEG     OUT REG =  10 DEG     SPREADER =  0 IN     P WB(in)= 18.00  in H20     P WB(out)=  7.50  in H20     FURNACE P=  0.01  in H20     COAL P=  4.00  in H20
MILL IN=  394 F   MILL OUT= 157 F   T WB(in)=  565 F   T WB(out)=  575 F   EXIT 1=1512 F     EXIT 2=1543 F     EXIT 3=1473 F     EXIT 4=1526 F     EXIT 5=1485 F     EXIT 6=1532 F     EXIT(sp)= 1605 F   OFA(sp)=1040 F
SORBENT LBS/HR=   0     SORBENT VELOCITY=   0 FT/SEC   SORBENT AIR FLOW=    0  SCFM   [Ca]/[S]=  0.00      BASELINE
VALID DATA POINT #  7   ELAPSED TIME, MIN   8   RECORD ON TRK   1   FILE  47

 541  13:30:51  59.5  10033        2642  2603  2120  2861  2760  12186        2642  2061  2120  1302  1302  1380  1380      0.26  0.47  0.68  1.21        3.8  70.0  15.0  330.8 1160.0
                                                                              145   571   582   598   609   590   588                                     0.0  85.5  18.3  402.9 1416.3
   0     0.0     56.7              549   751   739   743   737                113   63    65    141   143   149   148                                     3.8  73.3  15.7  345.3 1214.0
E-TKON=5200 LBS/HR     SLEEVE =  0 in     IN REG=  20 DEG     OUT REG =  10 DEG     SPREADER =  0 IN     P WB(in)= 18.00  in H20     P WB(out)=  7.50  in H20     FURNACE P=  0.01  in H20     COAL P=  4.00  in H20
MILL IN=  393 F   MILL OUT= 159 F   T WB(in)=  571 F   T WB(out)=  582 F   EXIT 1=1546 F     EXIT 2=1598 F     EXIT 3=1538 F     EXIT 4=1583 F     EXIT 5=1540 F     EXIT 6=1574 F     EXIT(sp)= 1642 F   OFA(sp)=1059 F
SORBENT= Ca(OH)2       OFA INJECTION     SORBENT LBS/HR=1056     SORBENT VELOCITY= 124 FT/SEC   SORBENT AIR FLOW=  210  SCFM   [Ca]/[S]=  2.49      LIME INJECTION-OFA HIGH VELOCITY OFA PORTS
VALID DATA POINT #  8   ELAPSED TIME, MIN   7   RECORD ON TRK   1   FILE  48

 603  14:14:38  62.4  10517        2801  2586  2181  2071  2782  12422        2801  2071  2181  1293  1293  1391  1391      0.27  0.46  0.67  1.18        3.3  45.0  15.4  390.0 2620.0
                                                                              152   577   590   603   614   597   592                                     0.0  53.4  18.3  462.7 3108.5
   0     0.0     56.7              522   758   746   748   741                121   63    68    141   142   151   150                                     3.0  45.8  15.7  396.6 2664.4
E-TKON=5200 LBS/HR     SLEEVE =  0 in     IN REG=  20 DEG     OUT REG =  10 DEG     SPREADER =  0 IN     P WB(in)= 18.00  in H20     P WB(out)=  7.50  in H20     FURNACE P=  0.01  in H20     COAL P=  4.00  in H20
MILL IN=  397 F   MILL OUT= 170 F   T WB(in)=  577 F   T WB(out)=  590 F   EXIT 1=1515 F     EXIT 2=1555 F     EXIT 3=1518 F     EXIT 4=1565 F     EXIT 5=1505 F     EXIT 6=1555 F     EXIT(sp)= 1637 F   OFA(sp)=1007 F
SORBENT LBS/HR=   0     SORBENT VELOCITY=   0 FT/SEC   SORBENT AIR FLOW=    0  SCFM   [Ca]/[S]=  0.00
VALID DATA POINT #  9   ELAPSED TIME, MIN   7   RECORD ON TRK   1   FILE  49

 640  14:35:03  60.9  10261        2795  2738  1945  2015  2494  11987        2795  2015  1945  1369  1369  1247  1247      0.27  0.47  0.66  1.17        3.1  55.0  15.4  330.0 1480.0
                                                                              151   540   539   563   575   552   553                                     0.0  64.5  18.1  387.2 1736.3
   0     0.0     56.7              541   703   692   696   690                120   60    57    144   145   129   130                                     3.0  55.3  15.5  331.8 1488.3
E-TKON=5200 LBS/HR     SLEEVE =  0 in     IN REG=  20 DEG     OUT REG =  10 DEG     SPREADER =  0 IN     P WB(in)= 18.00  in H20     P WB(out)=  7.50  in H20     FURNACE P=  0.01  in H20     COAL P=  4.00  in H20
MILL IN=  413 F   MILL OUT= 171 F   T WB(in)=  540 F   T WB(out)=  539 F   EXIT 1=1531 F     EXIT 2=1574 F     EXIT 3=1521 F     EXIT 4=1567 F     EXIT 5=1514 F     EXIT 6=1554 F     EXIT(sp)= 1640 F   OFA(sp)=1010 F
SORBENT= Ca(OH)2       OFA INJECTION     SORBENT LBS/HR= 840     SORBENT VELOCITY= 124 FT/SEC   SORBENT AIR FLOW=  210  SCFM   [Ca]/[S]=  1.94      LIME INJECTION-OFA PORTS HIGH VELOCITY
VALID DATA POINT #  10  ELAPSED TIME, MIN   8   RECORD ON TRK   1   FILE  50

 666  14:55:00  58.9  9923         2801  2654  1967  2015  2685  12122        2801  2015  1967  1327  1327  1342  1342      0.28  0.49  0.68  1.22        3.9  58.0  14.8  365.0 1760.0
                                                                              152   554   558   583   595   575   571                                     0.0  61.4  18.2  448.2 2161.4
   0     0.0     56.7              541   727   713   719   713                121   60    59    142   143   142   142                                     3.0  52.6  15.6  384.2 1852.6
E-TKON=5200 LBS/HR     SLEEVE =  0 in     IN REG=  20 DEG     OUT REG =  10 DEG     SPREADER =  0 IN     P WB(in)= 18.00  in H20     P WB(out)=  7.50  in H20     FURNACE P=  0.01  in H20     COAL P=  4.00  in H20
MILL IN=  425 F   MILL OUT= 170 F   T WB(in)=  554 F   T WB(out)=  558 F   EXIT 1=1518 F     EXIT 2=1560 F     EXIT 3=1503 F     EXIT 4=1552 F     EXIT 5=1505 F     EXIT 6=1545 F     EXIT(sp)= 1608 F   OFA(sp)= 995 F
SORBENT= Ca(OH)2       OFA INJECTION     SORBENT LBS/HR= 423     SORBENT VELOCITY= 124 FT/SEC   SORBENT AIR FLOW=  210  SCFM   [Ca]/[S]=  1.01
VALID DATA POINT #  11  ELAPSED TIME, MIN   8   RECORD ON TRK   1   FILE  51

 675  15:10:43  62.0  10454        2772  2812  1986  2014  2902  12485        2772  2014  1986  1406  1406  1451  1451      0.27  0.46  0.65  1.19        3.5  45.0  15.0  375.0 2560.0
                                                                              151   559   564   590   603   581   577                                     0.0  54.0  18.0  450.0 3072.0
   0     0.0     56.7              548   734   720   724   718                120   61    60    151   153   155   154                                     3.0  46.3  15.4  385.7 2633.1
E-TKON=5200 LBS/HR     SLEEVE =  0 in     IN REG=  20 DEG     OUT REG =  10 DEG     SPREADER =  0 IN     P WB(in)= 18.00  in H20     P WB(out)=  7.50  in H20     FURNACE P=  0.01  in H20     COAL P=  4.00  in H20
MILL IN=  415 F   MILL OUT= 168 F   T WB(in)=  559 F   T WB(out)=  564 F   EXIT 1=1550 F     EXIT 2=1581 F     EXIT 3=1525 F     EXIT 4=1580 F     EXIT 5=1536 F     EXIT 6=1571 F     EXIT(sp)= 1645 F   OFA(sp)= 997 F
SORBENT LBS/HR=   0     SORBENT VELOCITY=   0 FT/SEC   SORBENT AIR FLOW=    0  SCFM   [Ca]/[S]=  0.00
VALID DATA POINT #  12  ELAPSED TIME, MIN   7   RECORD ON TRK   1   FILE  52
```

DATE : 10-26-84 TER DIA : 10
SYSTEM : LNS SPREADER : IMPELLER
BURNER : DMB 60 OFA LOCATN : MID
FUEL : ILLINOIS4 OIL CHECK : 1.76

PT#	TIME	LOAD MBTU/HR CALC MEAS	TA SCFM	PRIM	V-2	V-3	V-4	V-5	TOTAL	PRIM	SEC1	SEC2	TER1	TER2	TER3	TER4	PRIM	SEC1	SEC2	TOTAL	O2	CO	CO2	NO	SO2
				FLOW SCFM						FLOW SCFM							SR (CUM)				MEASURED				
OIL (%)				TEMP (F)						TEMP (F) VELOCITY (FT/SEC)											CORR TO 0% O2 CORR TO 3% O2				
713	15:34:40	59.9 10092		2816	2745	1935	2003	2690	12189	2816	2003	1935	1372	1372	1345	1345	0.28	0.48	0.67	1.21	3.7	45.0	15.0	380.0	1120.0
										155	562	560	589	602	582	579					0.0	54.6	18.2	461.3	1359.5
0	0.0	56.7		536	733	719	725	718		122	61	58	148	149	144	143					3.0	46.8	15.6	395.4	1165.3
L-TKON=5200 LBS/HR SLEEVE = 0 in IN REG= 20 DEG OUT REG = 10 DEG SPREADER = 0 IN P WB(in)= 18.00 in H2O P WB(out)= 7.50 in H2O FURNACE P= 0.01 in H2O COAL P= 4.00 in H2O																									
MILL IN= 410 F MILL OUT= 174 F T WB(in)= 562 F T WB(out)= 560 F EXIT 1=1549 F EXIT 2=1588 F EXIT 3=1530 F EXIT 4=1585 F EXIT 5=1538 F EXIT 6=1578 F EXIT(sp)= 1640 F OFA(sp)= 997 F																									
SORBENT= Ca(OH)2 OFA INJECTION SORBENT LBS/HR=1055 SORBENT VELOCITY= 60 FT/SEC SORBENT AIR FLOW= 210 SCFM. [Ca]/[S]= 2.48 LIME INJECTION-OFA PORTS LOW VELOCITY																									
VALID DATA POINT # 13 ELAPSED TIME, MIN 7 RECORD ON TRK 1 FILE 53																									
721	15:45:27	60.3 10159		2852	2642	1936	2009	2694	12133	2852	2009	1936	1321	1321	1347	1347	0.28	0.48	0.67	1.19	3.5	45.0	15.2	350.0	2540.0
										149	565	565	591	604	582	581					0.0	54.0	18.2	420.0	3048.0
0	0.0	56.7		545	737	722	728	720		123	61	59	142	144	144	144					3.0	46.3	15.6	360.0	2612.6
L-TKON=5200 LBS/HR SLEEVE = 0 in IN REG= 20 DEG OUT REG = 10 DEG SPREADER = 0 IN P WB(in)= 18.00 in H2O P WB(out)= 7.50 in H2O FURNACE P= 0.01 in H2O COAL P= 4.00 in H2O																									
MILL IN= 417 F MILL OUT= 181 F T WB(in)= 565 F T WB(out)= 565 F EXIT 1=1524 F EXIT 2=1563 F EXIT 3=1533 F EXIT 4=1565 F EXIT 5=1528 F EXIT 6=1566 F EXIT(sp)= 1640 F OFA(sp)=1012 F																									
SORBENT LBS/HR= 0 SORBENT VELOCITY= 0 FT/SEC SORBENT AIR FLOW= 0 SCFM [Ca]/[S]= 0.00 BASELINE																									
VALID DATA POINT # 14 ELAPSED TIME, MIN 6 RECORD ON TRK 1 FILE 54																									
744	15:58:53	58.3 9817		2799	2636	1860	1974	2655	11924	2799	1974	1860	1318	1318	1327	1327	0.29	0.49	0.68	1.21	3.8	45.0	15.0	360.0	1320.0
										154	570	559	599	613	586	588					0.0	54.9	18.3	439.5	1611.6
0	0.0	56.7		550	740	725	732	724		121	60	56	143	145	142	143					3.0	47.1	15.7	376.7	1381.4
L-TKON=5200 LBS/HR SLEEVE = 0 in IN REG= 20 DEG OUT REG = 10 DEG SPREADER = 0 IN P WB(in)= 18.00 in H2O P WB(out)= 7.50 in H2O FURNACE P= 0.01 in H2O COAL P= 4.00 in H2O																									
MILL IN= 414 F MILL OUT= 167 F T WB(in)= 570 F T WB(out)= 559 F EXIT 1=1533 F EXIT 2=1577 F EXIT 3=1525 F EXIT 4=1568 F EXIT 5=1520 F EXIT 6=1563 F EXIT(sp)= 1633 F OFA(sp)= 994 F																									
SORBENT= Ca(OH)2 OFA INJECTION SORBENT LBS/HR= 810 SORBENT VELOCITY= 60 FT/SEC SORBENT AIR FLOW= 210 SCFM [Ca]/[S]= 1.97 LIME INJECTION-OFA PORTS LOW VELOCITY																									
VALID DATA POINT # 15 ELAPSED TIME, MIN 8 RECORD ON TRK 1 FILE 55																									
802	16:40:02	60.6 10210		2803	2613	1880	1966	2731	11994	2803	1966	1880	1306	1306	1365	1365	0.27	0.47	0.65	1.17	3.2	50.0	15.2	330.0	1660.0
										148	571	563	596	608	598	589					0.0	59.0	17.9	389.3	1958.4
0	0.0	56.7		548	746	731	740	731		120	60	57	141	143	147	147					3.0	50.6	15.4	333.7	1678.7
L-TKON=5200 LBS/HR SLEEVE = 0 in IN REG= 20 DEG OUT REG = 10 DEG SPREADER = 0 IN P WB(in)= 18.00 in H2O P WB(out)= 7.50 in H2O FURNACE P= 0.01 in H2O COAL P= 4.00 in H2O																									
MILL IN= 400 F MILL OUT= 164 F T WB(in)= 571 F T WB(out)= 563 F EXIT 1=1577 F EXIT 2=1606 F EXIT 3=1575 F EXIT 4=1606 F EXIT 5=1556 F EXIT 6=1601 F EXIT(sp)= 1677 F OFA(sp)=1024 F																									
SORBENT= Ca(OH)2 OFA INJECTION SORBENT LBS/HR= 407 SORBENT VELOCITY= 60 FT/SEC SORBENT AIR FLOW= 210 SCFM [Ca]/[S]= 0.94 LIME INJECTION-OFA PORTS LOW VELOCITY																									
VALID DATA POINT # 16 ELAPSED TIME, MIN 7 RECORD ON TRK 1 FILE 56																									
819	16:53:40	61.7 10389		2785	2669	1915	1989	2780	12137	2785	1989	1915	1335	1335	1390	1390	0.27	0.46	0.64	1.17	3.1	60.0	15.4	330.0	2720.0
										148	570	567	596	607	591	586					0.0	70.4	18.1	387.2	3191.1
0	0.0	56.7		550	746	730	737	729		120	61	58	145	146	150	149					3.0	60.3	15.5	331.8	2735.2
L-TKON=5200 LBS/HR SLEEVE = 0 in IN REG= 20 DEG OUT REG = 10 DEG SPREADER = 0 IN P WB(in)= 18.00 in H2O P WB(out)= 7.50 in H2O FURNACE P= 0.01 in H2O COAL P= 4.00 in H2O																									
MILL IN= 418 F MILL OUT= 164 F T WB(in)= 570 F T WB(out)= 567 F EXIT 1=1541 F EXIT 2=1571 F EXIT 3=1561 F EXIT 4=1597 F EXIT 5=1538 F EXIT 6=1572 F EXIT(sp)= 1663 F OFA(sp)=1042 F																									
SORBENT LBS/HR= 0 SORBENT VELOCITY= 0 FT/SEC SORBENT AIR FLOW= 0 SCFM [Ca]/[S]= 0.00																									
VALID DATA POINT # 17 ELAPSED TIME, MIN 5 RECORD ON TRK 1 FILE 57																									

DATE : 10-29-84
SYSTEM : LWS
BURNER : DMB 60
FUEL : ILLINOIS4

TER DTA : 10
SPREADER : IMPELLER
OFA LOCATN : MIDDLE
OIL CHECK : 3.58

PT#	TIME	LOAD MBTU/HR	TA	PRIM	V-2	V-3	V-4	V-5	TOTAL	PRIM	SEC1	SEC2	TER1	TER2	TER3	TER4	PRIM	SEC1	SEC2	TOTAL	O2	CO	CO2	NO	SO2
		OIL					FLOW SCFM						FLOW SCFM					SR (CUM)						MEASURED	
		CALC											TEMP (F)											CORR TO 0% O2	
(%)	LOAD	MEAS	SCFM				TEMP (F)						VELOCITY (FT/SEC)											CORR TO 3% O2	
254	10:58:01	60.0	10104	2775	2664	1974	1994	2728	12135	2775	1994	1974	1332	1332	1364	1364	0.27	0.47	0.67	1.20	3.6	50.0	14.8	360.0	2480.0
										157	591	591	612	624	612	609					0.0	60.3	17.9	434.5	2993.1
0	0.0	53.4		556	766	751	757	751		121	62	61	146	148	150	149					3.0	51.7	15.3	372.4	2565.5
[-TKON=4900 LBS/HR		SLEEVE = 0 in		IN REG= 20 DEG			OUT REG = 10 DEG			SPREADER = 0 IN			P WB(in)= 17.80 in H20				P WB(out)= 6.50 in H20			FURNACE P= 0.01 in H20			COAL P= 4.00 in H20		
MILL IN= 430 F		MILL OUT= 172 F		T WB(in)= 591 F			T WB(out)= 591 F			EXIT 1=1514 F			EXIT 2=1546 F			EXIT 3=1490 F			EXIT 4=1529 F		EXIT 5=1486 F		EXIT 6=1537 F	EXIT(sp)= 1595 F		OFA(sp)=1598 F
SORBENT LBS/HR= 0		SORBENT VELOCITY= 0 FT/SEC					SORBENT AIR FLOW= 0 SCFM			[Ca]/[S]= 0.00			BASELINE												
VALID DATA POINT 0		1 ELAPSED TIME, MIN 10					RECORD ON TRK 1			FILE 58															
304	11:34:02	59.8	10079	2762	2755	1984	1958	2862	12243	2762	1958	1984	1378	1378	1431	1431	0.27	0.47	0.66	1.21	3.8	50.0	15.0	355.0	1900.0
										159	591	589	619	630	616	613					0.0	61.0	18.3	433.4	2319.8
0	0.0	53.4		544	767	750	757	752		121	61	59	152	154	158	157					3.0	52.3	15.7	371.5	1988.4
[-TKON=4900 LBS/HR		SLEEVE = 0 in		IN REG= 20 DEG			OUT REG = 10 DEG			SPREADER = 0 IN			P WB(in)= 17.80 in H20				P WB(out)= 6.50 in H20			FURNACE P= 0.01 in H20			COAL P= 4.00 in H20		
MILL IN= 430 F		MILL OUT= 172 F		T WB(in)= 591 F			T WB(out)= 589 F			EXIT 1=1516 F			EXIT 2=1552 F			EXIT 3=1502 F			EXIT 4=1547 F		EXIT 5=1495 F		EXIT 6=1549 F	EXIT(sp)= 1613 F		OFA(sp)=1624 F
SORBENT= VICRON		OFA INJECTION		SORBENT LBS/HR= 560			SORBENT VELOCITY= 60 FT/SEC			SORBENT AIR FLOW= 210 SCFM			[Ca]/[S]= 1.81				OFA LIMESTONE INJECTION-LOW VELOCITY								
VALID DATA POINT 0		2 ELAPSED TIME, MIN 9					RECORD ON TRK 1			FILE 59															
348	11:57:25	59.7	10058	2774	2696	1792	1917	2768	11946	2774	1917	1792	1348	1348	1384	1384	0.28	0.47	0.64	1.19	3.4	50.0	15.4	340.0	1560.0
										158	586	570	610	622	608	606					0.0	59.7	18.4	405.7	1861.4
0	0.0	53.4		544	764	745	754	748		121	59	55	148	149	151	151					3.0	51.1	15.8	347.7	1595.5
[-TKON=4900 LBS/HR		SLEEVE = 0 in		IN REG= 20 DEG			OUT REG = 10 DEG			SPREADER = 0 IN			P WB(in)= 17.80 in H20				P WB(out)= 6.50 in H20			FURNACE P= 0.01 in H20			COAL P= 4.00 in H20		
MILL IN= 431 F		MILL OUT= 173 F		T WB(in)= 586 F			T WB(out)= 570 F			EXIT 1=1510 F			EXIT 2=1547 F			EXIT 3=1505 F			EXIT 4=1552 F		EXIT 5=1506 F		EXIT 6=1551 F	EXIT(sp)= 1617 F		OFA(sp)=1570 F
SORBENT= VICRON		OFA INJECTION		SORBENT LBS/HR=1180			SORBENT VELOCITY= 60 FT/SEC			SORBENT AIR FLOW= 210 SCFM			[Ca]/[S]= 1.98												
VALID DATA POINT 0		3 ELAPSED TIME, MIN 10					RECORD ON TRK 1			FILE 60															
380	12:27:31	57.2	9639	2729	2658	1725	1884	2581	11577	2729	1884	1725	1329	1329	1298	1298	0.28	0.48	0.66	1.20	3.6	50.0	15.2	290.0	1600.0
										159	593	567	626	639	613	613					0.0	60.3	18.3	350.0	1931.0
0	0.0	12.6		545	776	756	766	761		119	59	52	148	150	142	142					3.0	51.7	15.7	300.0	1655.2
[-TKON=1152 LBS/HR		SLEEVE = 0 in		IN REG= 20 DEG			OUT REG = 10 DEG			SPREADER = 0 IN			P WB(in)= 17.80 in H20				P WB(out)= 6.50 in H20			FURNACE P= 0.01 in H20			COAL P= 4.00 in H20		
MILL IN= 438 F		MILL OUT= 173 F		T WB(in)= 593 F			T WB(out)= 567 F			EXIT 1=1527 F			EXIT 2=1566 F			EXIT 3=1532 F			EXIT 4=1564 F		EXIT 5=1512 F		EXIT 6=1563 F	EXIT(sp)= 1621 F		OFA(sp)=1583 F
SORBENT= VICRON		OFA INJECTION		SORBENT LBS/HR=1152			SORBENT VELOCITY= 60 FT/SEC			SORBENT AIR FLOW= 210 SCFM			[Ca]/[S]= 2.17				LIMESTONE INJECTION-OFA PORTS-LOW VELOCITY								
VALID DATA POINT 0		4 ELAPSED TIME, MIN 6					RECORD ON TRK 1			FILE 61															
406	12:41:59	55.2	9306	2765	2665	1676	1869	2468	11434	2765	1869	1676	1332	1332	1238	1230	0.30	0.50	0.68	1.23	4.0	45.0	14.6	300.0	2200.0
										157	595	560	621	632	613	617					0.0	55.6	18.0	370.6	2717.6
0	0.0	55.6		523	779	758	769	764		120	58	51	148	149	135	136					3.0	47.6	15.5	317.6	2329.4
[-TKON=5100 LBS/HR		SLEEVE = 0 in		IN REG= 20 DEG			OUT REG = 10 DEG			SPREADER = 0 IN			P WB(in)= 17.80 in H20				P WB(out)= 6.50 in H20			FURNACE P= 0.01 in H20			COAL P= 4.00 in H20		
MILL IN= 427 F		MILL OUT= 173 F		T WB(in)= 595 F			T WB(out)= 560 F			EXIT 1=1516 F			EXIT 2=1557 F			EXIT 3=1516 F			EXIT 4=1557 F		EXIT 5=1508 F		EXIT 6=1549 F	EXIT(sp)= 1611 F		OFA(sp)=1569 F
SORBENT= VICRON		OFA INJECTION		SORBENT LBS/HR= 275			SORBENT VELOCITY= 60 FT/SEC			SORBENT AIR FLOW= 210 SCFM			[Ca]/[S]= 0.54				LIMESTONE INJECTION-OFA PORTS-LOW VELOCITY								
VALID DATA POINT 0		5 ELAPSED TIME, MIN 8					RECORD ON TRK 1			FILE 62															
415	12:54:28	56.7	9547	2755	2636	1702	1860	2513	11466	2755	1860	1702	1318	1318	1257	1257	0.29	0.48	0.66	1.20	3.6	45.0	14.8	280.0	2520.0
										157	598	570	623	634	617	619					0.0	54.3	17.9	337.9	3041.4
0	0.0	55.6		577	787	766	776	769		120	58	52	146	148	139	139					3.0	46.6	15.3	289.7	2606.9
[-TKON=5100 LBS/HR		SLEEVE = 0 in		IN REG= 20 DEG			OUT REG = 10 DEG			SPREADER = 0 IN			P WB(in)= 17.80 in H20				P WB(out)= 6.50 in H20			FURNACE P= 0.01 in H20			COAL P= 4.00 in H20		
MILL IN= 431 F		MILL OUT= 173 F		T WB(in)= 598 F			T WB(out)= 570 F			EXIT 1=1514 F			EXIT 2=1550 F			EXIT 3=1508 F			EXIT 4=1547 F		EXIT 5=1495 F		EXIT 6=1552 F	EXIT(sp)= 1621 F		OFA(sp)=1568 F
SORBENT LBS/HR= 0		SORBENT VELOCITY= 0 FT/SEC					SORBENT AIR FLOW= 0 SCFM			[Ca]/[S]= 0.00			BASELINE												
VALID DATA POINT 0		6 ELAPSED TIME, MIN 6					RECORD ON TRK 1			FILE 63															

DATE : 10-29-84 | TER DIA : 10
SYSTEM : LWS | SPREADER : IMPELLER
BURNER : DMB 60 | OFA LOCATN : MIDDLE
FUEL : WYODAK | OIL CHECK : 3.58

PT#	TIME	LOAD MBTU/HR CALC	TA SCFM MEAS	PRIM	V-2	V-3	V-4	V-5	TOTAL	PRIM	SEC1	SEC2	TER1	TER2	TER3	TER4	PRIM	SEC1	SEC2	TOTAL	O2	CO	CO2	NO	SO2
				FLOW SCFM						FLOW SCFM							SR (CUM)				MEASURED				
OIL (%)		LOAD		TEMP (F)						TEMP (F) VELOCITY (FT/SEC)											CORR TO 0% OI CORR TO 3% O2				
668	15:32:06	57.2	9640	2436	2638	2211	2088	2349	11722	2436	2088	2211	1319	1319	1174	1174	0.25	0.47	0.70	1.22	3.8	40.0	15.4	440.0	460.0
										138	596	603	609	621	595	609					0.0	48.8	18.8	537.2	561.6
0	0.0	52.3		742	768	757	761	749		103	65	69	145	146	127	129					3.0	41.9	16.1	460.5	481.4

E-TRON=6400 LBS/HR SLEEVE = 0 in IN REG= 20 DEG OUT REG = 10 DEG SPREADER = 0 IN P WB(in)= 17.80 in H2O P WB(out)= 6.50 in H2O FURNACE P= 0.01 in H2O COAL P= 4.00 in H2O
MILL IN= 530 F MILL OUT= 139 F T WB(in)= 596 F T WB(out)= 603 F EXIT 1=1492 F EXIT 2=1528 F EXIT 3=1458 F EXIT 4=1506 F EXIT 5=1471 F EXIT 6=1527 F EXIT(sp)= 1560 F OFA(sp)=1504 F
SORBENT LBS/HR= 0 SORBENT VELOCITY= 0 FT/SEC SORBENT AIR FLOW= 0 SCFM (Ca]/[S]= 0.00 STAGING
VALID DATA POINT # 7 ELAPSED TIME, MIN 7 RECORD ON TRK 1 FILE 64

706	15:51:47	59.4	10012	2494	2680	2074	2078	2778	12104	2494	2078	2074	1340	1340	1389	1389	0.25	0.46	0.66	1.21	3.7	40.0	15.4	370.0	475.0
										141	596	597	615	623	660	649					0.0	48.6	18.7	449.1	576.6
0	0.0	52.3		738	767	753	759	751		106	65	65	148	149	159	158					3.0	41.6	16.0	385.0	494.2

E-TRON=6400 LBS/HR SLEEVE = 0 in IN REG= 20 DEG OUT REG = 10 DEG SPREADER = 0 IN P WB(in)= 17.80 in H2O P WB(out)= 6.50 in H2O FURNACE P= 0.01 in H2O COAL P= 4.00 in H2O
MILL IN= 521 F MILL OUT= 142 F T WB(in)= 596 F T WB(out)= 597 F EXIT 1=1529 F EXIT 2=1532 F EXIT 3=1473 F EXIT 4=1509 F EXIT 5=1468 F EXIT 6=1516 F EXIT(sp)= 1571 F OFA(sp)=1514 F
SORBENT LBS/HR= 0 SORBENT VELOCITY= 0 FT/SEC SORBENT AIR FLOW= 0 SCFM (Ca]/[S]= 0.00
VALID DATA POINT # 8 ELAPSED TIME, MIN 8 RECORD ON TRK 1 FILE 65

740	16:17:11	59.2	9980	2615	2703	1854	1984	2513	11669	2615	1984	1854	1352	1352	1256	1256	0.26	0.46	0.65	1.17	3.1	40.0	16.0	330.0	550.0
										141	592	581	615	625	608	609					0.0	46.9	18.8	387.2	645.3
0	0.0	52.3		794	766	751	759	753		111	62	57	149	150	138	138					3.0	40.2	16.1	331.8	553.1

E-TRON=6400 LBS/HR SLEEVE = 0 in IN REG= 20 DEG OUT REG = 10 DEG SPREADER = 0 IN P WB(in)= 17.80 in H2O P WB(out)= 6.50 in H2O FURNACE P= 0.01 in H2O COAL P= 4.00 in H2O
MILL IN= 555 F MILL OUT= 143 F T WB(in)= 592 F T WB(out)= 581 F EXIT 1=1529 F EXIT 2=1551 F EXIT 3=1473 F EXIT 4=1516 F EXIT 5=1504 F EXIT 6=1542 F EXIT(sp)= 1587 F OFA(sp)=1494 F
SORBENT LBS/HR= 0 SORBENT VELOCITY= 0 FT/SEC SORBENT AIR FLOW= 0 SCFM (Ca]/[S]= 0.00 EXCESS AIR CURVE
VALID DATA POINT # 9 ELAPSED TIME, MIN 6 RECORD ON TRK 1 FILE 66

759	16:26:43	65.8	11094	2575	2707	1776	1941	2292	11291	2575	1941	1776	1354	1354	1146	1146	0.23	0.41	0.57	1.02	0.4	602.2	18.3	136.5	1289.1
										143	589	572	619	625	591	607					0.0	613.1	18.6	139.0	1312.5
0	0.0	52.3		805	767	749	757	750		118	60	54	150	151	123	125					3.0	525.5	16.0	119.1	1125.0

E-TRON=6400 LBS/HR SLEEVE = 0 in IN REG= 20 DEG OUT REG = 10 DEG SPREADER = 0 IN P WB(in)= 17.80 in H2O P WB(out)= 6.50 in H2O FURNACE P= 0.01 in H2O COAL P= 4.00 in H2O
MILL IN= 572 F MILL OUT= 145 F T WB(in)= 589 F T WB(out)= 572 F EXIT 1=1556 F EXIT 2=1570 F EXIT 3=1538 F EXIT 4=1595 F EXIT 5=1552 F EXIT 6=1613 F EXIT(sp)= 1599 F OFA(sp)=1557 F
SORBENT LBS/HR= 0 SORBENT VELOCITY= 0 FT/SEC SORBENT AIR FLOW= 0 SCFM (Ca]/[S]= 0.00
VALID DATA POINT # 10 ELAPSED TIME, MIN 3 RECORD ON TRK 1 FILE 67

766	16:38:13	56.2	9468	2702	2889	1764	1951	2904	12210	2702	1951	1764	1444	1444	1452	1452	0.29	0.49	0.68	1.29	4.8	35.0	14.4	410.0	400.0
										143	589	564	618	629	612	608					0.0	45.4	18.7	531.5	518.5
0	0.0	52.3		799	763	745	754	751		115	60	53	160	161	160	159					3.0	38.9	16.0	455.6	444.4

E-TRON=6400 LBS/HR SLEEVE = 0 in IN REG= 20 DEG OUT REG = 10 DEG SPREADER = 0 IN P WB(in)= 17.80 in H2O P WB(out)= 6.50 in H2O FURNACE P= 0.01 in H2O COAL P= 4.00 in H2O
MILL IN= 595 F MILL OUT= 145 F T WB(in)= 589 F T WB(out)= 564 F EXIT 1=1496 F EXIT 2=1511 F EXIT 3=1443 F EXIT 4=1490 F EXIT 5=1469 F EXIT 6=1515 F EXIT(sp)= 1568 F OFA(sp)=1485 F
SORBENT LBS/HR= 0 SORBENT VELOCITY= 0 FT/SEC SORBENT AIR FLOW= 0 SCFM (Ca]/[S]= 0.00 MAX. EXCESS AIR
VALID DATA POINT # 10 ELAPSED TIME, MIN 6 RECORD ON TRK 1 FILE 68

DATE : 10-30-84 TER DIA : 10
SYSTEM : LWS SPREADER : IMPELLER
BURNER : DMB 60 OFA LOCATN : LOWER
FUEL : UTAH10 OIL CHECK : 4.62

PT#	TIME	LOAD MBTU/HR CALC	TA SCFM	PRIM	V-2	V-3	V-4	V-5	TOTAL	PRIM	SEC1	SEC2	TER1	TER2	TER3	TER4	PRIM	SEC1	SEC2	TOTAL	O2	CO	CO2	NO	SO2
		OIL		FLOW SCFM						FLOW SCFM							SR (CUM)				MEASURED				
		(Z) LOAD	MEAS	TEMP (F)						TEMP (F)											CORR TO 0% O2				
										VELOCITY (FT/SEC)											CORR TO 3% O2				
294	10:49:58	58.7	9877	2920	2670	1792	1969	2643	11995	2920	1969	1792	1335	1335	1321	1321	0.30	0.50	0.68	1.21	3.8	50.0	14.6	350.0	455.0
										159	592	564	624	635	612	613					0.0	61.0	17.8	427.3	555.5
0	0.0	67.0		448	767	749	758	754		128	61	54	148	150	145	145					3.0	52.3	15.3	366.3	476.2
(-TKON=5400 LBS/HR		SLEEVE = 0 in		IN REG= 20 DEG		OUT REG = 10 DEG				SPREADER = 0 IN			P WB(in)= 18.00 in H2O			P WB(out)= 6.00 in H2O			FURNACE P= 0.01 in H2O		COAL P= 4.20 in H2O				
MILL IN= 341 F		MILL OUT= 173 F		T WB(in)= 592 F		T WB(out)= 564 F				EXIT 1=1446 F		EXIT 2=1509 F		EXIT 3=1450 F		EXIT 4=1496 F		EXIT 5=1429 F		EXIT 6=1490 F	EXIT(sp)= 1469 F		OFA(sp)=1758 F		
SORBENT LBS/HR= 0		SORBENT VELOCITY= 0 FT/SEC		SORBENT AIR FLOW= 0 SCFM						(Ca)/(S)= 0.00			BASELINE												
VALID DATA POINT # 1		ELAPSED TIME, MIN 8		RECORD ON TRK 1		FILE 69																			
316	10:59:57	57.3	9645	2896	2622	1809	1980	2472	11780	2896	1980	1809	1311	1311	1236	1236	0.30	0.51	0.69	1.22	3.9	50.0	14.6	360.0	225.0
										157	596	570	611	617	602	608					0.0	61.4	17.9	442.1	276.3
0	0.0	67.0		414	771	754	762	756		126	62	55	144	145	135	135					3.0	52.6	15.4	378.9	236.8
(-TKON=5400 LBS/HR		SLEEVE = 0 in		IN REG= 20 DEG		OUT REG = 10 DEG				SPREADER = 0 IN			P WB(in)= 18.00 in H2O			P WB(out)= 6.00 in H2O			FURNACE P= 0.01 in H2O		COAL P= 4.20 in H2O				
MILL IN= 338 F		MILL OUT= 173 F		T WB(in)= 596 F		T WB(out)= 570 F				EXIT 1=1454 F		EXIT 2=1508 F		EXIT 3=1453 F		EXIT 4=1514 F		EXIT 5=1434 F		EXIT 6=1505 F	EXIT(sp)= 1477 F		OFA(sp)=1747 F		
SORBENT= VICRON		TERT INJECTION		SORBENT LBS/HR= 261						SORBENT VELOCITY= 98 FT/SEC			SORBENT AIR FLOW= 209 SCFM			(Ca)/(S)= 3.41			LIMESTONE INJECTION-TERTS						
VALID DATA POINT # 2		ELAPSED TIME, MIN 9		RECORD ON TRK 1		FILE 70																			
343	11:22:53	57.0	9600	2790	2593	1723	1946	2412	11463	2790	1946	1723	1296	1296	1206	1206	0.29	0.49	0.67	1.19	3.5	50.0	14.8	350.0	430.0
										159	603	567	620	628	605	612					0.0	60.0	17.8	420.0	516.0
0	0.0	67.0		407	783	764	775	766		122	61	52	143	145	132	133					3.0	51.4	15.2	360.0	442.3
(-TKON=5400 LBS/HR		SLEEVE = 0 in		IN REG= 20 DEG		OUT REG = 10 DEG				SPREADER = 0 IN			P WB(in)= 18.00 in H2O			P WB(out)= 6.00 in H2O			FURNACE P= 0.01 in H2O		COAL P= 4.20 in H2O				
MILL IN= 353 F		MILL OUT= 174 F		T WB(in)= 603 F		T WB(out)= 567 F				EXIT 1=1471 F		EXIT 2=1520 F		EXIT 3=1451 F		EXIT 4=1510 F		EXIT 5=1445 F		EXIT 6=1499 F	EXIT(sp)= 1474 F		OFA(sp)=1703 F		
SORBENT LBS/HR= 0		SORBENT VELOCITY= 0 FT/SEC		SORBENT AIR FLOW= 0 SCFM						(Ca)/(S)= 0.00			BASELINE												
VALID DATA POINT # 3		ELAPSED TIME, MIN 5		RECORD ON TRK 1		FILE 71																			
388	11:48:04	59.0	9933	2980	2563	1830	1978	2714	12063	2980	1978	1830	1281	1281	1357	1357	0.30	0.50	0.68	1.21	3.8	55.0	14.6	330.0	250.0
										158	611	592	622	631	623	620					0.0	67.2	17.8	402.9	305.2
0	0.0	67.0		413	788	772	780	773		130	63	57	142	143	151	150					3.0	57.6	15.3	345.3	261.6
(-TKON=5400 LBS/HR		SLEEVE = 0 in		IN REG= 20 DEG		OUT REG = 10 DEG				SPREADER = 0 IN			P WB(in)= 18.00 in H2O			P WB(out)= 6.00 in H2O			FURNACE P= 0.01 in H2O		COAL P= 4.20 in H2O				
MILL IN= 338 F		MILL OUT= 174 F		T WB(in)= 611 F		T WB(out)= 592 F				EXIT 1=1485 F		EXIT 2=1542 F		EXIT 3=1463 F		EXIT 4=1522 F		EXIT 5=1465 F		EXIT 6=1521 F	EXIT(sp)= 1475 F		OFA(sp)=1772 F		
SORBENT= VICRON		TERT INJECTION		SORBENT LBS/HR= 159						SORBENT VELOCITY= 98 FT/SEC			SORBENT AIR FLOW= 209 SCFM			(Ca)/(S)= 2.02			LIMESTONE INJECTION-TERTS						
VALID DATA POINT # 4		ELAPSED TIME, MIN 10		RECORD ON TRK 1		FILE 72																			
428	12:17:53	57.0	9596	2851	2557	1716	1951	2383	11459	2851	1951	1716	1279	1279	1191	1191	0.30	0.50	0.68	1.19	3.5	50.0	15.0	370.0	445.0
										156	606	567	618	625	605	613					0.0	60.0	18.0	444.0	534.0
0	0.0	69.5		389	794	775	786	775		124	61	52	141	142	130	131					3.0	51.4	15.4	380.6	457.7
(-TKON=5600 LBS/HR		SLEEVE = 0 in		IN REG= 20 DEG		OUT REG = 10 DEG				SPREADER = 0 IN			P WB(in)= 18.00 in H2O			P WB(out)= 6.00 in H2O			FURNACE P= 0.01 in H2O		COAL P= 4.20 in H2O				
MILL IN= 334 F		MILL OUT= 175 F		T WB(in)= 606 F		T WB(out)= 567 F				EXIT 1=1467 F		EXIT 2=1520 F		EXIT 3=1448 F		EXIT 4=1509 F		EXIT 5=1442 F		EXIT 6=1504 F	EXIT(sp)= 1472 F		OFA(sp)=1725 F		
SORBENT LBS/HR= 0		SORBENT VELOCITY= 0 FT/SEC		SORBENT AIR FLOW= 0 SCFM						(Ca)/(S)= 0.00			BASELINE												
VALID DATA POINT # 5		ELAPSED TIME, MIN 6		RECORD ON TRK 1		FILE 73																			
443	12:23:44	56.6	9521	2955	2545	1726	1951	2385	11562	2955	1951	1726	1273	1273	1192	1192	0.31	0.52	0.70	1.21	3.8	50.0	14.8	340.0	325.0
										159	611	571	618	628	606	615					0.0	61.0	18.1	415.1	396.8
0	0.0	69.5		391	797	778	788	778		129	62	53	141	142	130	131					3.0	52.3	15.5	355.8	340.1
(-TKON=5600 LBS/HR		SLEEVE = 0 in		IN REG= 20 DEG		OUT REG = 10 DEG				SPREADER = 0 IN			P WB(in)= 18.00 in H2O			P WB(out)= 6.00 in H2O			FURNACE P= 0.01 in H2O		COAL P= 4.20 in H2O				
MILL IN= 331 F		MILL OUT= 175 F		T WB(in)= 611 F		T WB(out)= 571 F				EXIT 1=1457 F		EXIT 2=1511 F		EXIT 3=1429 F		EXIT 4=1498 F		EXIT 5=1431 F		EXIT 6=1487 F	EXIT(sp)= 1450 F		OFA(sp)=1723 F		
SORBENT= VICRON		TERT INJECTION		SORBENT LBS/HR= 82						SORBENT VELOCITY= 98 FT/SEC			SORBENT AIR FLOW= 209 SCFM			(Ca)/(S)= 1.09			LIMESTONE INJECTION-TERTS						
VALID DATA POINT # 6		ELAPSED TIME, MIN 8		RECORD ON TRK 1		FILE 75																			

DATE : 10-30-84
SYSTEM : LWS
BURNER : DMB 60
FUEL : UTAH10

TER DIA : 10
SPREADER : IMPELLER
OFA LOCATN : LOWER
OIL CHECK : 4.62

PT#	TIME	LOAD MBTU/HR	TA	PRIM	V-2	V-3	V-4	V-5	TOTAL	PRIM	SEC1	SEC2	TER1	TER2	TER3	TER4	PRIM	SEC1	SEC2	TOTAL	O2	CO	CO2	NO	SO2
	OIL	CALC		FLOW SCFM						FLOW SCFM							SR (CUM)				MEASURED				
	(%) LOAD	MEAS		TEMP (F)						TEMP (F)											CORR TO 0% OI				
				VELOCITY (FT/SEC)																	CORR TO 3% O2				
458	12:40:04	56.6	9531	2815	2503	1724	1930	2488	11380	2815	1930	1724	1251	1251	1204	1204	0.30	0.50	0.68	1.19	3.5	50.0	15.0	378.0	430.0
										160	621	583	642	656	629	635					0.0	60.0	18.0	444.0	516.0
0	0.0	69.5		389	808	788	799	789		123	62	53	141	143	134	135					3.0	51.4	15.4	380.6	442.3
E-TKON=5600 LBS/HR		SLEEVE = 0 in		IN REG= 20 DEG		OUT REG = 10 DEG		SPREADER = 0 IN		P WB(in)= 18.00 in H2O		P WB(out)= 6.00 in H2O		FURNACE P= 0.01 in H2O		COAL P= 4.20 in H2O									
MILL IN= 328 F		MILL OUT= 175 F		T WB(in)= 621 F		T WB(out)= 583 F		EXIT 1=1466 F		EXIT 2=1527 F		EXIT 3=1450 F		EXIT 4=1508 F		EXIT 5=1449 F		EXIT 6=1505 F		EXIT(sp)= 1462 F		OFA(so)=1709 F			
SORBENT LBS/HR= 0		SORBENT VELOCITY= 0 FT/SEC		SORBENT AIR FLOW= 0 SCFM		[Ca]/[S]= 0.00																			
VALID DATA POINT # 7		ELAPSED TIME, MIN 5		RECORD ON TRK 1		FILE 76																			
476	12:51:24	55.5	9346	2958	2584	1681	1919	2352	11415	2958	1919	1681	1252	1252	1176	1176	0.32	0.52	0.70	1.22	3.9	50.0	14.6	355.0	140.0
										157	621	568	640	652	625	640					0.0	61.4	17.9	436.0	171.9
0	0.0	69.5		391	812	791	802	793		129	61	51	141	143	131	133					3.0	52.6	15.4	373.7	147.4
E-TKON=5600 LBS/HR		SLEEVE = 0 in		IN REG= 20 DEG		OUT REG = 10 DEG		SPREADER = 0 IN		P WB(in)= 18.00 in H2O		P WB(out)= 6.00 in H2O		FURNACE P= 0.01 in H2O		COAL P= 4.20 in H2O									
MILL IN= 330 F		MILL OUT= 175 F		T WB(in)= 621 F		T WB(out)= 568 F		EXIT 1=1444 F		EXIT 2=1504 F		EXIT 3=1428 F		EXIT 4=1482 F		EXIT 5=1422 F		EXIT 6=1482 F		EXIT(sp)= 1442 F		OFA(sp)=1680 F			
SORBENT= Ca(OH)2		OFA INJECTION		SORBENT LBS/HR= 183		SORBENT VELOCITY= 123 FT/SEC		SORBENT AIR FLOW= 209 SCFM		[Ca]/[S]= 3.22		LIME INJECTION-OFA PORTS-HIGH VELOCITY													
VALID DATA POINT # 8		ELAPSED TIME, MIN 8		RECORD ON TRK 1		FILE 77																			
487	13:09:42	56.6	9519	2904	2508	1687	1926	2343	11367	2904	1926	1687	1254	1254	1171	1171	0.31	0.51	0.68	1.19	3.5	50.0	15.0	330.0	450.0
										158	623	569	639	654	627	636					0.0	60.0	18.0	396.0	540.0
0	0.0	69.5		411	812	790	802	792		127	62	51	141	143	130	132					3.0	51.4	15.4	339.4	462.9
E-TKON=5600 LBS/HR		SLEEVE = 0 in		IN REG= 20 DEG		OUT REG = 10 DEG		SPREADER = 0 IN		P WB(in)= 18.00 in H2O		P WB(out)= 6.00 in H2O		FURNACE P= 0.01 in H2O		COAL P= 4.20 in H2O									
MILL IN= 338 F		MILL OUT= 174 F		T WB(in)= 623 F		T WB(out)= 569 F		EXIT 1=1451 F		EXIT 2=1502 F		EXIT 3=1444 F		EXIT 4=1512 F		EXIT 5=1426 F		EXIT 6=1486 F		EXIT(sp)= 1467 F		OFA(so)=1709 F			
SORBENT LBS/HR= 0		SORBENT VELOCITY= 0 FT/SEC		SORBENT AIR FLOW= 0 SCFM		[Ca]/[S]= 0.00		BASELINE																	
VALID DATA POINT # 9		ELAPSED TIME, MIN 6		RECORD ON TRK 1		FILE 78																			
523	13:20:16	58.0	9755	2941	2507	1714	1936	2422	11520	2941	1936	1714	1253	1253	1211	1211	0.30	0.50	0.68	1.18	3.3	50.0	15.2	360.0	230.0
										157	618	580	637	651	624	636					0.0	59.3	18.0	427.1	272.9
0	0.0	69.5		405	807	787	799	787		128	62	53	141	143	135	136					3.0	50.8	15.5	366.1	233.9
E-TKON=5600 LBS/HR		SLEEVE = 0 in		IN REG= 20 DEG		OUT REG = 10 DEG		SPREADER = 0 IN		P WB(in)= 18.00 in H2O		P WB(out)= 6.00 in H2O		FURNACE P= 0.01 in H2O		COAL P= 4.20 in H2O									
MILL IN= 328 F		MILL OUT= 174 F		T WB(in)= 618 F		T WB(out)= 580 F		EXIT 1=1475 F		EXIT 2=1526 F		EXIT 3=1469 F		EXIT 4=1538 F		EXIT 5=1450 F		EXIT 6=1517 F		EXIT(sp)= 1495 F		OFA(sp)=1818 F			
SORBENT= Ca(OH)2		OFA INJECTION		SORBENT LBS/HR= 123		SORBENT VELOCITY= 123 FT/SEC		SORBENT AIR FLOW= 209 SCFM		[Ca]/[S]= 2.08		LIME INJECTION-OFA PORTS-HIGH VELOCITY													
VALID DATA POINT # 10		ELAPSED TIME, MIN 10		RECORD ON TRK 1		FILE 79																			
557	13:44:29	57.5	9672	2950	2502	[illegible]	1951	2630	11813	2950	1951	1780	1251	1251	1315	1315	0.31	0.51	0.69	1.22	3.9	50.0	14.6	350.0	275.0
										157	618	583	634	647	636	634					0.0	61.4	17.9	429.8	337.7
0	0.0	69.5		389	803	786	795	786		128	62	55	140	142	148	147					3.0	52.6	15.4	368.4	289.5
E-TKON=5600 LBS/HR		SLEEVE = 0 in		IN REG= 20 DEG		OUT REG = 10 DEG		SPREADER = 0 IN		P WB(in)= 18.00 in H2O		P WB(out)= 6.00 in H2O		FURNACE P= 0.01 in H2O		COAL P= 4.20 in H2O									
MILL IN= 338 F		MILL OUT= 174 F		T WB(in)= 618 F		T WB(out)= 583 F		EXIT 1=1470 F		EXIT 2=1523 F		EXIT 3=1441 F		EXIT 4=1508 F		EXIT 5=1439 F		EXIT 6=1502 F		EXIT(sp)= 1475 F		OFA(sp)=1798 F			
SORBENT= Ca(OH)2		OFA INJECTION		SORBENT LBS/HR= 69		SORBENT VELOCITY= 123 FT/SEC		SORBENT AIR FLOW= 209 SCFM		[Ca]/[S]= 1.18		LIME INJECTION-OFA PORTS-HIGH VELOCITY													
VALID DATA POINT # 11		ELAPSED TIME, MIN 9		RECORD ON TRK 1		FILE 80																			
572	13:59:49	60.4	10157	2984	2611	1766	1945	2959	12265	2984	1945	1766	1305	1305	1479	1479	0.29	0.49	0.66	1.21	3.7	50.0	14.8	360.0	415.0
										157	616	578	635	647	637	633					0.0	60.7	18.0	437.0	503.8
0	0.0	69.5		406	801	782	791	785		130	62	54	146	148	166	166					3.0	52.0	15.4	374.6	431.8
E-TKON=5600 LBS/HR		SLEEVE = 0 in		IN REG= 20 DEG		OUT REG = 10 DEG		SPREADER = 0 IN		P WB(in)= 18.00 in H2O		P WB(out)= 6.00 in H2O		FURNACE P= 0.01 in H2O		COAL P= 4.20 in H2O									
MILL IN= 321 F		MILL OUT= 174 F		T WB(in)= 616 F		T WB(out)= 578 F		EXIT 1=1504 F		EXIT 2=1543 F		EXIT 3=1471 F		EXIT 4=1525 F		EXIT 5=1483 F		EXIT 6=1527 F		EXIT(sp)= 1484 F		OFA(sp)=1730 F			
SORBENT LBS/HR= 0		SORBENT VELOCITY= 0 FT/SEC		SORBENT AIR FLOW= 0 SCFM		[Ca]/[S]= 0.00		BASELINE																	
VALID DATA POINT # 12		ELAPSED TIME, MIN 7		RECORD ON TRK 1		FILE 81																			

DATE	: 10-30-84	TER DIA	: 10
SYSTEM	: LWS	SPREADER	: IMPELLER
BURNER	: DMB 60	OFA LOCATN	: LOWER
FUEL	: WYODAK	OIL CHECK	: 4.62

PT#	TIME	LOAD MBTU/HR	TA	PRIM	V-2	V-3	V-4	V-5	TOTAL	PRIM	SEC1	SEC2	TER1	TER2	TER3	TER4	PRIM	SEC1	SEC2	TOTAL	O2	CO	CO2	NO	SO2
	OIL	CALC	SCFM	FLOW SCFM						FLOW SCFM							SR (CUM)				MEASURED				
				TEMP (F)						TEMP (F)											CORR TO 0% O2				
(%)	LOAD	MEAS								VELOCITY (FT/SEC)											CORR TO 3% O2				
693	15:11:25	58.7	9895	2414	2857	1913	2020	2966	12171	2414	2020	1913	1428	1428	1483	1483	0.24	0.45	0.64	1.23	4.0	35.0	15.0	370.0	460.0
										139	590	575	610	622	609	687					0.0	43.2	18.5	457.1	568.2
0	0.0	53.9		772	759	744	754	748		102	63	59	157	158	162	162					3.0	37.1	15.9	391.8	487.1
E-TRON=6600 LBS/HR			SLEEVE = 0 in		IN REG= 20 DEG			OUT REG = 10 DEG		SPREADER = 0 IN			P WB(in)= 18.00 in H2O				P WB(out)= 6.00 in H2O			FURNACE P= 0.01 in H2O			COAL P= 4.20 in H2O		
MILL IN= 540 F		MILL OUT= 141 F		T WB(in)= 590 F			T WB(out)= 575 F			EXIT 1=1534 F			EXIT 2=1559 F			EXIT 3=1487 F			EXIT 4=1546 F		EXIT 5=1498 F		EXIT 6=1551 F		EXIT(sp)= 1499 F		OFA(sp)=1649 F	
SORBENT LBS/HR= 0			SORBENT VELOCITY= 0 FT/SEC				SORBENT AIR FLOW= 0 SCFM			[Ca]/[S]= 0.00															
VALID DATA POINT # 13			ELAPSED TIME, MIN 10				RECORD ON TRK 1			FILE 82															
708	15:26:20	57.2	9639	2513	2880	1844	2019	2544	11720	2513	2019	1844	1400	1400	1272	1272	0.26	0.47	0.66	1.22	3.8	35.0	15.4	340.0	210.0
										140	583	554	609	620	595	598					0.0	42.7	18.8	415.1	256.4
0	0.0	53.9		776	756	739	746	740		106	62	55	153	155	138	138					3.0	36.6	16.1	355.8	219.8
E-TRON=6600 LBS/HR			SLEEVE = 0 in		IN REG= 20 DEG			OUT REG = 10 DEG		SPREADER = 0 IN			P WB(in)= 18.00 in H2O				P WB(out)= 6.00 in H2O			FURNACE P= 0.01 in H2O			COAL P= 4.20 in H2O		
MILL IN= 551 F		MILL OUT= 142 F		T WB(in)= 583 F			T WB(out)= 554 F			EXIT 1=1546 F			EXIT 2=1558 F			EXIT 3=1446 F			EXIT 4=1523 F		EXIT 5=1500 F		EXIT 6=1541 F		EXIT(sp)= 1462 F		OFA(sp)=1681 F	
SORBENT= Ca(OH)2			OFA INJECTION		SORBENT LBS/HR= 277			SORBENT VELOCITY= 123 FT/SEC			SORBENT AIR FLOW= 209 SCFM			[Ca]/[S]= 3.18											
VALID DATA POINT # 14			ELAPSED TIME, MIN 6				RECORD ON TRK 1			FILE 83															
747	15:51:18	56.9	9586	2689	2619	1812	2013	2457	11590	2689	2013	1812	1309	1309	1220	1220	0.28	0.49	0.68	1.21	3.7	35.0	15.2	320.0	265.0
										142	591	555	611	621	601	602					0.0	42.5	18.5	388.4	321.7
0	0.0	53.9		774	764	746	757	749		114	63	54	144	145	134	134					3.0	36.4	15.8	332.9	275.7
E-TRON=6600 LBS/HR			SLEEVE = 0 in		IN REG= 20 DEG			OUT REG = 10 DEG		SPREADER = 0 IN			P WB(in)= 18.00 in H2O				P WB(out)= 6.00 in H2O			FURNACE P= 0.01 in H2O			COAL P= 4.20 in H2O		
MILL IN= 585 F		MILL OUT= 146 F		T WB(in)= 591 F			T WB(out)= 555 F			EXIT 1=1522 F			EXIT 2=1544 F			EXIT 3=1465 F			EXIT 4=1524 F		EXIT 5=1477 F		EXIT 6=1536 F		EXIT(sp)= 1478 F		OFA(sp)=1669 F	
SORBENT= Ca(OH)2			OFA INJECTION		SORBENT LBS/HR= 185			SORBENT VELOCITY= 123 FT/SEC			SORBENT AIR FLOW= 209 SCFM			[Ca]/[S]= 2.13											
VALID DATA POINT # 15			ELAPSED TIME, MIN 7				RECORD ON TRK 1			FILE 84															
766	16:07:25	56.7	9562	2645	2595	1807	2012	2437	11496	2645	2012	1807	1297	1297	1219	1219	0.28	0.49	0.68	1.20	3.6	35.0	15.4	320.0	325.0
										142	593	555	609	623	598	603					0.0	42.2	18.6	386.2	392.2
0	0.0	53.9		778	766	749	759	749		112	63	54	142	144	132	133					3.0	36.2	15.9	331.0	336.2
E-TRON=6600 LBS/HR			SLEEVE = 0 in		IN REG= 20 DEG			OUT REG = 10 DEG		SPREADER = 0 IN			P WB(in)= 18.00 in H2O				P WB(out)= 6.00 in H2O			FURNACE P= 0.01 in H2O			COAL P= 4.20 in H2O		
MILL IN= 570 F		MILL OUT= 143 F		T WB(in)= 593 F			T WB(out)= 555 F			EXIT 1=1571 F			EXIT 2=1583 F			EXIT 3=1481 F			EXIT 4=1540 F		EXIT 5=1526 F		EXIT 6=1561 F		EXIT(sp)= 1502 F		OFA(sp)=1671 F	
SORBENT= Ca(OH)2			OFA INJECTION		SORBENT LBS/HR= 89			SORBENT VELOCITY= 123 FT/SEC			SORBENT AIR FLOW= 209 SCFM			[Ca]/[S]= 1.03											
VALID DATA POINT # 16			ELAPSED TIME, MIN 6				RECORD ON TRK 1			FILE 85															
780	16:17:39	57.4	9677	2642	2581	1812	2022	2446	11504	2642	2022	1812	1291	1291	1223	1223	0.27	0.48	0.67	1.19	3.4	35.0	15.4	330.0	460.0
										143	593	554	599	608	591	598					0.0	41.8	18.4	393.7	548.9
0	0.0	53.9		776	766	749	759	751		112	63	54	140	141	132	133					3.0	35.8	15.8	337.5	470.5
E-TRON=6600 LBS/HR			SLEEVE = 0 in		IN REG= 20 DEG			OUT REG = 10 DEG		SPREADER = 0 IN			P WB(in)= 18.00 in H2O				P WB(out)= 6.00 in H2O			FURNACE P= 0.01 in H2O			COAL P= 4.20 in H2O		
MILL IN= 569 F		MILL OUT= 145 F		T WB(in)= 593 F			T WB(out)= 554 F			EXIT 1=1540 F			EXIT 2=1567 F			EXIT 3=1493 F			EXIT 4=1549 F		EXIT 5=1506 F		EXIT 6=1559 F		EXIT(sp)= 1508 F		OFA(sp)=1683 F	
SORBENT LBS/HR= 0			SORBENT VELOCITY= 0 FT/SEC				SORBENT AIR FLOW= 0 SCFM			[Ca]/[S]= 0.00															
VALID DATA POINT # 17			ELAPSED TIME, MIN 6				RECORD ON TRK 1			FILE 86															
803	16:32:22	57.4	9667	2411	2564	1827	2015	2613	11429	2411	2015	1827	1282	1282	1306	1306	0.25	0.46	0.65	1.18	3.3	35.0	15.6	310.0	310.0
										141	589	554	595	601	594	594					0.0	41.5	18.5	367.8	367.8
0	0.0	53.9		820	763	746	755	748		102	62	55	139	139	141	141					3.0	35.6	15.9	315.3	315.3
E-TRON=6600 LBS/HR			SLEEVE = 0 in		IN REG= 20 DEG			OUT REG = 10 DEG		SPREADER = 0 IN			P WB(in)= 18.00 in H2O				P WB(out)= 6.00 in H2O			FURNACE P= 0.01 in H2O			COAL P= 4.20 in H2O		
MILL IN= 569 F		MILL OUT= 143 F		T WB(in)= 589 F			T WB(out)= 554 F			EXIT 1=1548 F			EXIT 2=1557 F			EXIT 3=1493 F			EXIT 4=1545 F		EXIT 5=1507 F		EXIT 6=1554 F		EXIT(sp)= 1510 F		OFA(sp)=1668 F	
SORBENT= VICRON			TERT INJECTION		SORBENT LBS/HR= 239			SORBENT VELOCITY= 98 FT/SEC			SORBENT AIR FLOW= 209 SCFM			[Ca]/[S]= 2.09											
VALID DATA POINT # 18			ELAPSED TIME, MIN 7				RECORD ON TRK 1			FILE 87															

DATE : 10-30-84
SYSTEM : LWS
BURNER : DMB 60
FUEL : WYODAK

TER DIA : 1.0
SPREADER : IMPELLER
OFA LOCATN : LOWER
OIL CHECK : 4.62

PT#	TIME	LOAD MBTU/HR CALC MEAS	TA SCFM	PRIM	V-2	V-3	V-4	V-5	TOTAL	PRIM	SEC1	SEC2	TER1	TER2	TER3	TER4	PRIM	SEC1	SEC2	TOTAL	O2	CO	CO2	NO	SO2
				FLOW SCFM						FLOW SCFM							SR (CUM)				MEASURED				
OIL (%)	LOAD			TEMP (F)						TEMP (F) VELOCITY (FT/SEC)											CORR TO 0% O2 CORR TO 3% O2				
826	16:46:43	56.9	9591	2402	2570	1844	2031	2618	11465	2402	2031	1844	1285	1285	1309	1309	0.25	0.46	0.65	1.20	3.5	35.0	15.6	300.0	390.0
										142	584	553	590	598	591	591					0.0	42.0	18.7	360.0	468.0
0	0.0	53.9		832	755	740	750	742		102	63	55	138	139	141	141					3.0	36.0	16.0	308.6	401.1
E-TRON=6600 LBS/HR SLEEVE = 0 in IN REG= 20 DEG OUT REG = 10 DEG SPREADER = 0 IN P WB(in)= 18.00 in H20 P WB(out)= 6.00 in H20 FURNACE P= 0.01 in H20 COAL P= 4.20 in H20																									
MILL IN= 572 F MILL OUT= 144 F T WB(in)= 584 F T WB(out)= 553 F EXIT 1=1560 F EXIT 2=1569 F EXIT 3=1500 F EXIT 4=1563 F EXIT 5=1533 F EXIT 6=1573 F EXIT(sp)= 1534 F OFA(sp)=1661 F																									
SORBENT= VICRON TERT INJECTION SORBENT LBS/HR= 104 SORBENT VELOCITY= 98 FT/SEC SORBENT AIR FLOW= 209 SCFM (Ca)/(S)= 0.92																									
VALID DATA POINT # 19 ELAPSED TIME, MIN 6 RECORD ON TRK 1 FILE 88																									
840	16:56:35	57.8	9739	2432	2580	1841	2035	2625	11514	2432	2035	1841	1290	1298	1313	1313	0.25	0.46	0.65	1.18	3.3	35.0	15.6	310.0	280.0
										142	582	549	588	595	584	587					0.0	41.5	18.9	367.8	332.2
0	0.0	53.9		830	752	736	746	739		103	63	55	139	140	140	141					3.0	35.6	15.9	315.3	284.7
E-TRON=6600 LBS/HR SLEEVE = 0 in IN REG= 20 DEG OUT REG = 10 DEG SPREADER = 0 IN P WB(in)= 18.00 in H20 P WB(out)= 6.00 in H20 FURNACE P= 0.01 in H20 COAL P= 4.20 in H20																									
MILL IN= 584 F MILL OUT= 145 F T WB(in)= 582 F T WB(out)= 549 F EXIT 1=1595 F EXIT 2=1597 F EXIT 3=1514 F EXIT 4=1569 F EXIT 5=1555 F EXIT 6=1581 F EXIT(sp)= 1495 F OFA(sp)=1675 F																									
SORBENT= VICRON TERT INJECTION SORBENT LBS/HR= 360 SORBENT VELOCITY= 98 FT/SEC SORBENT AIR FLOW= 209 SCFM (Ca)/(S)= 3.13																									
VALID DATA POINT # 20 ELAPSED TIME, MIN 7 RECORD ON TRK 1 FILE 89																									
856	17:08:59	60.5	10203	2373	2860	1934	2048	2913	12130	2373	2048	1934	1430	1438	1457	1457	0.23	0.43	0.62	1.19	3.4	35.0	15.6	310.0	460.0
										143	580	557	595	607	598	592					0.0	41.8	18.6	369.9	548.9
0	0.0	53.9		831	749	734	742	736		101	63	58	155	156	158	157					3.0	35.8	16.0	317.0	470.5
E-TRON=6600 LBS/HR SLEEVE = 0 in IN REG= 20 DEG OUT REG = 10 DEG SPREADER = 0 IN P WB(in)= 18.00 in H20 P WB(out)= 6.00 in H20 FURNACE P= 0.01 in H20 COAL P= 4.20 in H20																									
MILL IN= 566 F MILL OUT= 144 F T WB(in)= 580 F T WB(out)= 557 F EXIT 1=1582 F EXIT 2=1593 F EXIT 3=1534 F EXIT 4=1580 F EXIT 5=1549 F EXIT 6=1590 F EXIT(sp)= 1497 F OFA(sp)=1694 F																									
SORBENT LBS/HR= 0 SORBENT VELOCITY= 0 FT/SEC SORBENT AIR FLOW= 0 SCFM (Ca)/(S)= 0.00																									
VALID DATA POINT # 21 ELAPSED TIME, MIN 5 RECORD ON TRK 1 FILE 90																									

DATE	:	10-31-84	TER DIA	:	10
SYSTEM	:	LOWS	SPREADER	:	IMPELLER
BURNER	:	DMB 60	OFA LOCATN	:	NONE
FUEL	:	UTAH10	OIL CHECK	:	2.94

PT#	TIME	LOAD MBTU/HR CALC	TA	PRIM	V-2	V-3	V-4	V-5	TOTAL	PRIM	SEC1	SEC2	TER1	TER2	TER3	TER4	PRIM	SEC1	SEC2	TOTAL	O2	CO	CO2	NO	SO2
	OIL			FLOW SCFM						FLOW SCFM							SR (CUM)				MEASURED				
										TEMP (F)														CORR TO 0Z O2	
(Z)	LOAD	MEAS	SCFM	TEMP (F)						VELOCITY (FT/SEC)														CORR TO 3Z O2	
436	12:01:37	60.1	10121	2966	2751	1813	1968	2793	12291	2966	1968	1813	1375	1375	1396	1396	0.29	0.49	0.67	1.21	3.8	55.0	14.6	350.0	460.0
										155	575	550	613	624	604	602					0.0	67.2	17.8	427.3	561.6
0	0.0	64.5		394	761	744	753	745		129	60	189	85	86	86	85					3.0	57.6	15.3	366.3	481.4
E-TR(UN=5200 LBS/HR			SLEEVE = 0 in		IN REG= 20 DEG			OUT REG = 10 DEG		SPREADER = 0 IN			P WB(in)= 10.00 in H20				P WB(out)= 5.50 in H20			FURNACE P= 0.01 in H20			COAL P= 4.00 in H20		
MILL IN= 320 F			MILL OUT= 174 F	T WB(in)= 575 F			T WB(out)= 550 F			EXIT 1=1477 F			EXIT 2=1533 F			EXIT 3=1479 F		EXIT 4=1531 F		EXIT 5=1482 F		EXIT 6=1537 F		EXIT(sp)= 1622 F		OFA(sp)=---- F
SORBENT LBS/HR= 0			SORBENT VELOCITY= 0 FT/SEC				SORBENT AIR FLOW= 0 SCFM			(Ca)/(S)= 0.00															
VALID DATA POINT 0 1			ELAPSED TIME, MIN 7				RECORD ON TRK 1			FILE 91															
546	13:07:47	61.2	10301	2968	2589	1881	2006	2720	12164	2968	2006	1881	1295	1295	1360	1360	0.29	0.48	0.67	1.10	3.3	55.0	15.2	350.0	500.0
										154	577	566	605	610	607	605					0.0	65.3	18.0	415.3	593.2
0	0.0	64.5		394	763	748	756	748		129	61	198	88	88	84	84					3.0	55.9	15.5	355.9	508.5
E-TR(UN=5200 LBS/HR			SLEEVE = 0 in		IN REG= 20 DEG			OUT REG = 10 DEG		SPREADER = 0 IN			P WB(in)= 9.00 in H20				P WB(out)= 6.00 in H20			FURNACE P= 0.01 in H20			COAL P= 4.00 in H20		
MILL IN= 319 F			MILL OUT= 174 F	T WB(in)= 577 F			T WB(out)= 566 F			EXIT 1=1507 F			EXIT 2=1560 F			EXIT 3=1516 F		EXIT 4=1570 F		EXIT 5=1529 F		EXIT 6=1570 F		EXIT(sp)= 1635 F		OFA(sp)=---- F
SORBENT LBS/HR= 0			SORBENT VELOCITY= 0 FT/SEC				SORBENT AIR FLOW= 0 SCFM			(Ca)/(S)= 0.00			BASELINE-SO3 TEST-SUCTION PYROMETER TRAVERSE												
VALID DATA POINT 0 2			ELAPSED TIME, MIN 10				RECORD ON TRK 1			FILE 92															
624	13:56:55	60.3	10154	3039	2541	1805	1982	2622	11991	3039	1982	1805	1271	1271	1311	1311	0.30	0.49	0.67	1.10	3.3	55.0	15.2	390.0	480.0
										154	575	556	600	617	603	602					0.0	65.3	18.0	462.7	569.5
0	0.0	64.5		397	760	744	753	746		132	61	188	78	79	80	80					3.0	55.9	15.5	396.6	488.1
E-TR(UN=5200 LBS/HR			SLEEVE = 0 in		IN REG= 20 DEG			OUT REG = 10 DEG		SPREADER = 0 IN			P WB(in)= 9.00 in H20				P WB(out)= 6.00 in H20			FURNACE P= 0.01 in H20			COAL P= 4.00 in H20		
MILL IN= 321 F			MILL OUT= 172 F	T WB(in)= 575 F			T WB(out)= 556 F			EXIT 1=1498 F			EXIT 2=1554 F			EXIT 3=1501 F		EXIT 4=1553 F		EXIT 5=1486 F		EXIT 6=1552 F		EXIT(sp)= 1532 F		OFA(sp)=---- F
SORBENT LBS/HR= 0			SORBENT VELOCITY= 0 FT/SEC				SORBENT AIR FLOW= 0 SCFM			(Ca)/(S)= 0.00			BASELINE												
VALID DATA POINT 0 3			ELAPSED TIME, MIN 7				RECORD ON TRK 1			FILE 93															
771	15:23:40	60.7	10212	3097	2620	1732	1958	2720	12127	3097	1958	1732	1310	1310	1360	1360	0.30	0.49	0.66	1.19	3.4	58.0	15.4	380.0	480.0
										152	570	544	602	614	600	600					0.0	59.7	18.4	453.4	572.7
0	0.0	64.5		392	755	736	747	739		134	60	178	80	81	83	83					3.0	51.1	15.8	388.6	490.9
E-TR(UN=5200 LBS/HR			SLEEVE = 0 in		IN REG= 20 DEG			OUT REG = 10 DEG		SPREADER = 0 IN			P WB(in)= 9.00 in H20				P WB(out)= 6.00 in H20			FURNACE P= 0.01 in H20			COAL P= 4.00 in H20		
MILL IN= 329 F			MILL OUT= 170 F	T WB(in)= 570 F			T WB(out)= 544 F			EXIT 1=1488 F			EXIT 2=1537 F			EXIT 3=1494 F		EXIT 4=1549 F		EXIT 5=1491 F		EXIT 6=1545 F		EXIT(sp)= 1499 F		OFA(sp)=---- F
SORBENT LBS/HR= 0			SORBENT VELOCITY= 0 FT/SEC				SORBENT AIR FLOW= 0 SCFM			(Ca)/(S)= 0.00			SO3-METHOD S-SUCTION PYROMETER												
VALID DATA POINT 0 4			ELAPSED TIME, MIN 10				RECORD ON TRK 1			FILE 94															

DATE : 11-01-84 | TER DIA : 1.0
SYSTEM : LWS | SPREADER : DIFFUSER
BURNER : DMB 60 | OFA LOCATN : NONE
FUEL : UTAH1.0 | OIL CHECK : 4.39

PT#	TIME	LOAD MBTU/HR CALC MEAS	TA SCFM	PRIM	V-2	V-3	V-4	V-5	TOTAL	PRIM	SEC1	SEC2	TER1	TER2	TER3	TER4	PRIM	SEC1	SEC2	TOTAL	O2	CO	CO2	NO	SO2
				FLOW SCFM						FLOW SCFM							SR (CUM)				MEASURED				
OIL (%)	LOAD			TEMP (F)						TEMP (F) VELOCITY (FT/SEC)											CORR TO 0% O2 CORR TO 3% O2				
303	11:10:38	59.1	9952	2705	2550	2094	2000	2670	12018	2705	2000	2894	1275	1275	1335	1335	0.27	0.47	0.68	1.21	3.7	57.0	15.0	140.0	470.0
										152	549	584	618	629	614	612					0.0	69.2	18.2	169.9	570.5
0	0.0	67.0		391	764	751	757	751		87	60	65	141	142	147	147					3.0	59.3	15.6	145.7	489.0
K-TRON=5400 LBS/HR			SLEEVE = 0 in	IN REG= 160 DEG			OUT REG = 10 DEG			SPREADER = 0 IN			P WB(in)= 4.20 in H20			P WB(out)= 4.50 in H20			FURNACE P= 0.01 in H20			COAL P= 3.50 in H20		
MILL IN= 314 F		MILL OUT= 166 F		T WB(in)= 549 F			T WB(out)= 584 F			EXIT 1=1551 F			EXIT 2=1605 F			EXIT 3=1540 F			EXIT 4=1596 F			EXIT 5=1535 F		EXIT 6=1503 F	EXIT(sp)= 1555 F	OFA(sp)=2024 F
SORBENT LBS/HR= 0		SORBENT VELOCITY= 0 FT/SEC					SORBENT AIR FLOW= 0 SCFM			[Ca]/[S]= 0.00			REGISTER ADJUSTMENT-STAGED												
VALID DATA POINT # 1		ELAPSED TIME, MIN 10					RECORD ON TRK 1			FILE 95															
313	11:26:56	59.4	9991	2679	2529	2202	1994	2661	12065	2679	1994	2202	1265	1265	1331	1331	0.27	0.47	0.69	1.21	3.7	70.0	15.0	140.0	450.0
										155	552	599	623	634	616	611					0.0	85.0	18.2	169.9	546.2
0	0.0	67.0		398	764	751	756	751		86	60	69	140	142	147	146					3.0	72.0	15.6	145.7	468.2
K-TRON=5400 LBS/HR			SLEEVE = 0 in	IN REG= 160 DEG			OUT REG = 20 DEG			SPREADER = 0 IN			P WB(in)= 4.20 in H20			P WB(out)= 4.50 in H20			FURNACE P= 0.01 in H20			COAL P= 3.50 in H20		
MILL IN= 311 F		MILL OUT= 167 F		T WB(in)= 552 F			T WB(out)= 599 F			EXIT 1=1555 F			EXIT 2=1605 F			EXIT 3=1544 F			EXIT 4=1593 F			EXIT 5=1522 F		EXIT 6=1593 F	EXIT(sp)= 1565 F	OFA(sp)=1970 F
SORBENT LBS/HR= 0		SORBENT VELOCITY= 0 FT/SEC					SORBENT AIR FLOW= 0 SCFM			[Ca]/[S]= 0.00			REGISTER ADJUSTMENT-FLAME OUT PORTS												
VALID DATA POINT # 2		ELAPSED TIME, MIN 5					RECORD ON TRK 1			FILE 96															
320	11:33:30	59.0	9930	2686	2522	2130	2131	2658	12127	2686	2131	2130	1261	1261	1329	1329	0.27	0.49	0.70	1.22	3.9	85.0	14.6	140.0	410.0
										151	548	580	618	622	618	609					0.0	104.4	17.9	171.9	503.5
0	0.0	67.0		390	761	748	754	750		86	63	65	138	140	146	146					3.0	89.5	15.4	147.4	431.6
K-TRON=5400 LBS/HR			SLEEVE = 0 in	IN REG= 140 DEG			OUT REG = 10 DEG			SPREADER = 0 IN			P WB(in)= 2.00 in H20			P WB(out)= 4.00 in H20			FURNACE P= 0.01 in H20			COAL P= 2.50 in H20		
MILL IN= 306 F		MILL OUT= 165 F		T WB(in)= 548 F			T WB(out)= 580 F			EXIT 1=1564 F			EXIT 2=1565 F			EXIT 3=1554 F			EXIT 4=1590 F			EXIT 5=1544 F		EXIT 6=1595 F	EXIT(sp)= 1577 F	OFA(sp)=2007 F
SORBENT LBS/HR= 0		SORBENT VELOCITY= 0 FT/SEC					SORBENT AIR FLOW= 0 SCFM			[Ca]/[S]= 0.00			REGISTER ADJUSTMENT												
VALID DATA POINT # 3		ELAPSED TIME, MIN 5					RECORD ON TRK 1			FILE 97															
357	11:58:26	58.9	9918	2767	2481	2106	2086	2605	12044	2767	2086	2106	1240	1240	1303	1303	0.28	0.49	0.70	1.21	3.8	65.0	14.8	140.0	405.0
										152	555	586	612	624	613	610					0.0	79.4	18.1	170.9	494.5
0	0.0	67.0		386	764	752	758	751		89	63	65	136	138	143	143					3.0	68.0	15.5	146.5	423.8
K-TRON=5400 LBS/HR			SLEEVE = 0 in	IN REG= 160 DEG			OUT REG = 10 DEG			SPREADER = 0 IN			P WB(in)= 4.50 in H20			P WB(out)= 10.50 in H20			FURNACE P= 0.01 in H20			COAL P= 3.60 in H20		
MILL IN= 307 F		MILL OUT= 165 F		T WB(in)= 555 F			T WB(out)= 586 F			EXIT 1=1546 F			EXIT 2=1575 F			EXIT 3=1531 F			EXIT 4=1576 F			EXIT 5=1516 F		EXIT 6=1582 F	EXIT(sp)= 1545 F	OFA(sp)=2012 F
SORBENT LBS/HR= 0		SORBENT VELOCITY= 0 FT/SEC					SORBENT AIR FLOW= 0 SCFM			[Ca]/[S]= 0.00			BASELINE												
VALID DATA POINT # 4		ELAPSED TIME, MIN 0					RECORD ON TRK 1			FILE 98															
402	12:25:06	58.2	9797	2776	2598	1915	2079	2597	11965	2776	2079	1915	1299	1299	1298	1298	0.28	0.50	0.69	1.22	3.9	58.0	14.8	180.0	440.0
										150	575	588	613	624	607	604					0.0	61.4	18.2	221.1	540.4
0	0.0	67.0		382	757	741	750	744		89	64	59	143	144	142	142					3.0	52.6	15.6	189.5	463.2
K-TRON=5400 LBS/HR			SLEEVE = 0 in	IN REG= 20 DEG			OUT REG = 10 DEG			SPREADER = 0 IN			P WB(in)= 4.50 in H20			P WB(out)= 10.50 in H20			FURNACE P= 0.01 in H20			COAL P= 3.60 in H20		
MILL IN= 307 F		MILL OUT= 165 F		T WB(in)= 575 F			T WB(out)= 588 F			EXIT 1=1515 F			EXIT 2=1547 F			EXIT 3=1522 F			EXIT 4=1561 F			EXIT 5=1518 F		EXIT 6=1560 F	EXIT(sp)= 1095 F	OFA(sp)=1958 F
SORBENT LBS/HR= 0		SORBENT VELOCITY= 0 FT/SEC					SORBENT AIR FLOW= 0 SCFM			[Ca]/[S]= 0.00															
VALID DATA POINT # 5		ELAPSED TIME, MIN 10					RECORD ON TRK 1			FILE 99															
470	13:09:09	61.7	10388	2784	2771	2213	1854	2783	12404	2784	1854	2213	1385	1385	1391	1391	0.27	0.45	0.66	1.19	3.5	45.0	15.0	250.0	420.0
										147	580	607	623	633	612	608					0.0	54.0	18.0	300.0	504.0
0	0.0	68.2		380	772	758	762	755		89	57	70	154	155	153	152					3.0	46.3	15.4	257.1	432.0
K-TRON=5500 LBS/HR			SLEEVE = 0 in	IN REG= 10 DEG			OUT REG = 10 DEG			SPREADER = 0 IN			P WB(in)= 20.00 in H20			P WB(out)= 17.00 in H20			FURNACE P= 0.01 in H20			COAL P= 4.00 in H20		
MILL IN= 308 F		MILL OUT= 164 F		T WB(in)= 580 F			T WB(out)= 607 F			EXIT 1=1537 F			EXIT 2=1562 F			EXIT 3=1532 F			EXIT 4=1603 F			EXIT 5=1515 F		EXIT 6=1583 F	EXIT(sp)= 1566 F	OFA(sp)=1931 F
SORBENT LBS/HR= 0		SORBENT VELOCITY= 0 FT/SEC					SORBENT AIR FLOW= 0 SCFM			[Ca]/[S]= 0.00			REGISTER ADJUSTMENT												
VALID DATA POINT # 6		ELAPSED TIME, MIN 6					RECORD ON TRK 1			FILE 100															

DATE : 11-01-84 TER DIA : 10
SYSTEM : LOWS SPREADER : DIFFUSER
BURNER : DMB 60 OFA LOCATN : NONE
FUEL : UTAH10 OIL CHECK : 4.39

PT#	TIME	LOAD MBTU/HR CALC	TA SCFM MEAS	PRIM	V-2	V-3	V-4	V-5	TOTAL	PRIM	SEC1	SEC2	TER1	TER2	TER3	TER4	PRIM	SEC1	SEC2	TOTAL	O2	CO	CO2	NO	SO2
		OIL		FLOW SCFM						FLOW SCFM							SR (CUM)				MEASURED				
(%)	LOAD			TEMP (F)						TEMP (F)											CORR TO 0% O2				
										VELOCITY (FT/SEC)											CORR TO 3% O2				
483	13:16:45	61.1	10289	2748	2769	2394	1871	2783	12566	2748	1871	2394	1385	1385	1391	1391	0.27	0.45	0.68	1.22	3.9	52.0	14.6	280.0	440.0
										150	576	611	623	634	610	605					0.0	63.9	17.9	343.9	540.4
0	0.0	68.2		379	770	757	759	753		88	57	76	154	155	153	152					3.0	54.7	15.4	294.7	463.2
K-TRON=5500 LBS/HR		SLEEVE = 0 in		IN REG= 10 DEG		OUT REG = 20 DEG				SPREADER = 0 IN		P WB(in)= 20.00 in H20		P WB(out)= 16.00 in H20		FURNACE P= 0.01 in H20		COAL P= 3.40 in H20							
MILL IN= 314 F		MILL OUT= 167 F		T WB(in)= 576 F		T WB(out)= 611 F				EXIT 1=1529 F		EXIT 2=1548 F		EXIT 3=1522 F		EXIT 4=1587 F		EXIT 5=1508 F		EXIT 6=1540 F		EXIT(sp)= 1553 F		OFA(sp)=1952 F	
SORBENT LBS/HR= 0		SORBENT VELOCITY= 0 FT/SEC		SORBENT AIR FLOW= 0 SCFM						(Ca)/(S)= 0.00		REGISTER ADJUSTMENT													
VALID DATA POINT # 7		ELAPSED TIME, MIN 7		RECORD ON TRK 1		FILE 101																			
497	13:29:56	62.4	10509	2729	2728	2323	2193	2717	12690	2729	2193	2323	1364	1364	1359	1359	0.26	0.47	0.69	1.21	3.7	50.0	14.8	270.0	500.0
										151	582	605	616	629	606	603					0.0	60.7	18.0	327.7	606.9
0	0.0	68.2		382	763	751	754	746		87	68	73	150	152	148	148					3.0	52.0	15.4	280.9	520.2
K-TRON=5500 LBS/HR		SLEEVE = 0 in		IN REG= 20 DEG		OUT REG = 20 DEG				SPREADER = 0 IN		P WB(in)= 19.50 in H20		P WB(out)= 14.50 in H20		FURNACE P= 0.01 in H20		COAL P= 3.40 in H20							
MILL IN= 311 F		MILL OUT= 167 F		T WB(in)= 582 F		T WB(out)= 605 F				EXIT 1=1520 F		EXIT 2=1542 F		EXIT 3=1526 F		EXIT 4=1591 F		EXIT 5=1512 F		EXIT 6=1579 F		EXIT(sp)= 1553 F		OFA(sp)=1936 F	
SORBENT LBS/HR= 0		SORBENT VELOCITY= 0 FT/SEC		SORBENT AIR FLOW= 0 SCFM						(Ca)/(S)= 0.00		REGISTER ADJUSTMENT													
VALID DATA POINT # 8		ELAPSED TIME, MIN 5		RECORD ON TRK 1		FILE 102																			
530	13:51:16	61.7	10389	2766	2742	2062	2026	2741	12337	2766	2026	2062	1371	1371	1371	1371	0.27	0.46	0.66	1.19	3.4	55.0	15.2	165.0	500.0
										150	550	579	610	623	604	601					0.0	65.6	18.1	196.9	596.6
0	0.0	68.2		381	758	743	758	743		89	60	63	150	152	149	149					3.0	56.3	15.5	168.8	511.4
K-TRON=5500 LBS/HR		SLEEVE = 0 in		IN REG= 160 DEG		OUT REG = 10 DEG				SPREADER = 0 IN		P WB(in)= 4.50 in H20		P WB(out)= 10.00 in H20		FURNACE P= 0.01 in H20		COAL P= 4.00 in H20							
MILL IN= 310 F		MILL OUT= 167 F		T WB(in)= 550 F		T WB(out)= 579 F				EXIT 1=1553 F		EXIT 2=1561 F		EXIT 3=1527 F		EXIT 4=1579 F		EXIT 5=1516 F		EXIT 6=1580 F		EXIT(sp)= 1543 F		OFA(sp)=1963 F	
SORBENT LBS/HR= 0		SORBENT VELOCITY= 0 FT/SEC		SORBENT AIR FLOW= 0 SCFM						(Ca)/(S)= 0.00		BASELINE-REGTSTER ADJUSTMENT													
VALID DATA POINT # 9		ELAPSED TIME, MIN 7		RECORD ON TRK 1		FILE 103																			
548	14:04:36	62.2	10462	2752	2727	2198	2165	2721	12563	2752	2165	2198	1363	1363	1361	1361	0.26	0.47	0.68	1.20	3.6	60.0	15.0	190.0	440.0
										150	561	589	612	626	610	606					0.0	72.4	18.1	229.3	531.0
0	0.0	68.2		381	764	750	756	748		88	65	68	150	152	149	149					3.0	62.1	15.5	196.6	455.2
K-TRON=5500 LBS/HR		SLEEVE = 0 in		IN REG= 170 DEG		OUT REG = 10 DEG				SPREADER = 0 IN		P WB(in)= 7.00 in H20		P WB(out)= 11.50 in H20		FURNACE P= 0.01 in H20		COAL P= 3.20 in H20							
MILL IN= 310 F		MILL OUT= 168 F		T WB(in)= 561 F		T WB(out)= 589 F				EXIT 1=1542 F		EXIT 2=1544 F		EXIT 3=1527 F		EXIT 4=1587 F		EXIT 5=1513 F		EXIT 6=1577 F		EXIT(sp)= 1560 F		OFA(sp)=1959 F	
SORBENT LBS/HR= 0		SORBENT VELOCITY= 0 FT/SEC		SORBENT AIR FLOW= 0 SCFM						(Ca)/(S)= 0.00		REGISTER ADJUSTMENT													
VALID DATA POINT # 10		ELAPSED TIME, MIN 8		RECORD ON TRK 1		FILE 104																			
580	14:27:03	61.2	10300	2777	2661	2179	2233	2449	12299	2777	2233	2179	1331	1331	1224	1224	0.27	0.49	0.70	1.19	3.5	55.0	15.2	190.0	450.0
										150	563	589	616	625	599	605					0.0	66.0	18.2	228.8	540.0
0	0.0	67.8		378	764	750	757	747		89	67	68	147	148	133	134					3.0	56.6	15.6	195.4	462.9
K-TRON=5400 LBS/HR		SLEEVE = 0 in		IN REG= 160 DEG		OUT REG = 10 DEG				SPREADER = 0 IN		P WB(in)= 5.00 in H20		P WB(out)= 11.00 in H20		FURNACE P= 0.01 in H20		COAL P= 3.40 in H20							
MILL IN= 311 F		MILL OUT= 167 F		T WB(in)= 563 F		T WB(out)= 589 F				EXIT 1=1539 F		EXIT 2=1558 F		EXIT 3=1527 F		EXIT 4=1580 F		EXIT 5=1523 F		EXIT 6=1579 F		EXIT(sp)= 1568 F		OFA(sp)=---- F	
SORBENT LBS/HR= 0		SORBENT VELOCITY= 0 FT/SEC		SORBENT AIR FLOW= 0 SCFM						(Ca)/(S)= 0.00		BASELINE-STAGED													
VALID DATA POINT # 11		ELAPSED TIME, MIN 10		RECORD ON TRK 1		FILE 105																			
600	14:39:37	60.8	10234	2763	2568	2180	2230	2278	12020	2763	2230	2180	1284	1284	1139	1139	0.27	0.49	0.70	1.17	3.2	55.0	15.2	175.0	460.0
										151	567	591	616	630	594	610					0.0	64.9	17.9	206.5	542.7
0	0.0	67.0		378	769	756	763	751		89	68	68	142	143	123	125					3.0	55.6	15.4	177.0	465.2
K-TRON=5400 LBS/HR		SLEEVE = 0 in		IN REG= 160 DEG		OUT REG = 10 DEG				SPREADER = 0 IN		P WB(in)= 5.10 in H20		P WB(out)= 11.00 in H20		FURNACE P= 0.01 in H20		COAL P= 3.20 in H20							
MILL IN= 307 F		MILL OUT= 166 F		T WB(in)= 567 F		T WB(out)= 591 F				EXIT 1=1547 F		EXIT 2=1516 F		EXIT 3=1537 F		EXIT 4=1570 F		EXIT 5=1522 F		EXIT 6=1585 F		EXIT(sp)= 1559 F		OFA(sp)=---- F	
SORBENT LBS/HR= 0		SORBENT VELOCITY= 0 FT/SEC		SORBENT AIR FLOW= 0 SCFM						(Cp)/(S)= 0.00		EXCESS AIR CURVE													
VALID DATA POINT # 12		ELAPSED TIME, MIN 7		RECORD ON TRK 1		FILE 107																			

DATE : 11-01-84 TER DIA : 1.0
SYSTEM : LNS SPREADER : DIFFUSER
BURNER : DME 60 OFA LOCATN : NONE
FUEL : UTAH1.0 OIL CHECK : 4.39

PT#	TIME	LOAD MBTU/HR CALC MEAS	TA SCFM	PRIM	V-2	V-3	V-4	V-5	TOTAL	PRIM	SEC1	SEC2	TER1	TER2	TER3	TER4	PRIM	SEC1	SEC2	TOTAL	O2	CO	CO2	ND	SO2
				FLOW SCFM						FLOW SCFM							SR (CUM)				MEASURED				
OIL (%)	LOAD			TEMP (F)						TEMP (F) VELOCITY (FT/SEC)											CORR TO 0% O2 CORR TO 3% O2				
607	14:48:24	61.5	10355	2800	2554	2134	2149	2159	11797	2800	2149	2134	1277	1277	1080	1080	0.27	0.48	0.68	1.14	2.6	58.2	15.9	154.9	473.6
										150	567	593	616	630	593	611					0.0	66.5	18.2	177.1	541.6
0	0.0	67.0		378	774	759	767	755		90	65	66	141	143	117	119					3.0	57.0	15.6	151.8	464.2
E-TRON=5400 LBS/HR SLEEVE = 0 in IN REG= 160 DEG OUT REG = 10 DEG SPREADER = 0 IN P WB(in)= 5.10 in H2O P WB(out)= 11.00 in H2O FURNACE P= 0.01 in H2O COAL P= 3.20 in H2O																									
MILL IN= 307 F MILL OUT= 167 F T WB(in)= 567 F T WB(out)= 593 F EXIT 1=1550 F EXIT 2=1540 F EXIT 3=1531 F EXIT 4=1576 F EXIT 5=1524 F EXIT 6=1576 F EXIT(sp)= 1568 F OFA(sp)=1491 F																									
SORBENT LBS/HR= 0 SORBENT VELOCITY= 0 FT/SEC SORBENT AIR FLOW= 0 SCFM (Ca)/(S)= 0.00																									
VALID DATA POINT # 13 ELAPSED TIME, MIN 7 RECORD ON TRK 1 FILE 108																									
625	14:56:53	60.7	10209	2783	2539	2083	2052	2030	11487	2783	2052	2083	1270	1270	1015	1015	0.27	0.47	0.68	1.13	2.4	70.0	16.0	145.0	490.0
										150	563	595	618	632	582	614					0.0	79.0	18.1	163.7	553.2
0	0.0	67.0		377	778	763	771	758		89	62	65	140	142	108	112					3.0	67.7	15.5	140.3	474.2
E-TRON=5400 LBS/HR SLEEVE = 0 in IN REG= 160 DEG OUT REG = 10 DEG SPREADER = 0 IN P WB(in)= 5.00 in H2O P WB(out)= 10.20 in H2O FURNACE P= 0.01 in H2O COAL P= 4.00 in H2O																									
MILL IN= 304 F MILL OUT= 168 F T WB(in)= 563 F T WB(out)= 595 F EXIT 1=1543 F EXIT 2=1531 F EXIT 3=1533 F EXIT 4=1561 F EXIT 5=1513 F EXIT 6=1577 F EXIT(sp)= 1480 F OFA(sp)=---- F																									
SORBENT LBS/HR= 0 SORBENT VELOCITY= 0 FT/SEC SORBENT AIR FLOW= 0 SCFM (Ca)/(S)= 0.00 EXCESS AIR CURVE																									
VALID DATA POINT # 14 ELAPSED TIME, MIN 6 RECORD ON TRK 0 FILE 3																									
657	15:16:03	59.8	10060	2783	2790	2035	2010	2810	12428	2783	2010	2035	1395	1395	1405	1405	0.28	0.48	0.68	1.24	4.1	65.0	14.8	190.0	410.0
										148	566	597	626	638	623	621					0.0	80.8	18.4	336.1	509.5
0	0.0	67.0		376	781	765	773	769		89	61	64	155	157	156	156					3.0	69.2	15.8	302.4	436.7
E-TRON=5400 LBS/HR SLEEVE = 0 in IN REG= 160 DEG OUT REG = 10 DEG SPREADER = 0 IN P WB(in)= 4.20 in H2O P WB(out)= 10.00 in H2O FURNACE P= 0.01 in H2O COAL P= 4.00 in H2O																									
MILL IN= 301 F MILL OUT= 163 F T WB(in)= 566 F T WB(out)= 597 F EXIT 1=1537 F EXIT 2=1536 F EXIT 3=1514 F EXIT 4=1559 F EXIT 5=1496 F EXIT 6=1572 F EXIT(sp)= 1547 F OFA(sp)=---- F																									
SORBENT LBS/HR= 0 SORBENT VELOCITY= 0 FT/SEC SORBENT AIR FLOW= 0 SCFM (Ca)/(S)= 0.00																									
VALID DATA POINT # 15 ELAPSED TIME, MIN 7 RECORD ON TRK 1 FILE 110																									
667	15:26:09	60.5	10179	2762	3144	2127	2105	3046	13185	2762	2105	2127	1572	1572	1523	1523	0.27	0.48	0.69	1.30	4.9	65.0	14.2	200.6	400.0
										151	564	596	648	659	627	624					0.0	84.8	18.5	273.9	521.7
0	0.0	67.0		380	779	763	771	768		88	64	66	177	180	170	169					3.0	72.7	15.9	234.8	447.2
E-TRON=5400 LBS/HR SLEEVE = 0 in IN REG= 160 DEG OUT REG = 10 DEG SPREADER = 0 IN P WB(in)= 4.20 in H2O P WB(out)= 10.00 in H2O FURNACE P= 0.01 in H2O COAL P= 4.00 in H2O																									
MILL IN= 307 F MILL OUT= 163 F T WB(in)= 564 F T WB(out)= 596 F EXIT 1=1553 F EXIT 2=1549 F EXIT 3=1517 F EXIT 4=1577 F EXIT 5=1508 F EXIT 6=1585 F EXIT(sp)= 1371 F OFA(sp)=---- F																									
SORBENT LBS/HR= 0 SORBENT VELOCITY= 0 FT/SEC SORBENT AIR FLOW= 0 SCFM (Ca)/(S)= 0.00 EXCESS AIR CURVE																									
VALID DATA POINT # 16 ELAPSED TIME, MIN 6 RECORD ON TRK 1 FILE 112																									
676	15:31:17	60.8	10237	2775	3416	2166	2179	3226	13762	2775	2179	2166	1708	1708	1613	1613	0.27	0.48	0.70	1.34	5.5	60.0	13.4	220.0	380.0
										151	564	594	637	661	629	623					0.0	81.3	18.2	298.1	514.8
0	0.0	67.0		379	774	757	765	762		89	66	68	192	196	180	179					3.0	69.7	15.6	255.5	441.3
E-TRON=5400 LBS/HR SLEEVE = 0 in IN REG= 160 DEG OUT REG = 10 DEG SPREADER = 0 IN P WB(in)= 4.20 in H2O P WB(out)= 10.00 in H2O FURNACE P= 0.01 in H2O COAL P= 4.00 in H2O																									
MILL IN= 303 F MILL OUT= 164 F T WB(in)= 564 F T WB(out)= 594 F EXIT 1=1503 F EXIT 2=1510 F EXIT 3=1491 F EXIT 4=1552 F EXIT 5=1483 F EXIT 6=1552 F EXIT(sp)= 792 F OFA(sp)=---- F																									
SORBENT LBS/HR= 0 SORBENT VELOCITY= 0 FT/SEC SORBENT AIR FLOW= 0 SCFM (Ca)/(S)= 0.00 MAX. EXCESS AIR																									
VALID DATA POINT # 17 ELAPSED TIME, MIN 6 RECORD ON TRK 0 FILE 4																									
700	15:45:07	60.1	10109	2809	2628	2139	2183	2518	12277	2809	2183	2139	1314	1314	1259	1259	0.28	0.49	0.71	1.21	3.8	50.0	14.8	190.0	430.0
										150	562	590	619	628	608	612					0.0	61.0	18.1	232.0	525.0
0	0.0	67.0		378	766	752	760	754		90	66	66	145	147	138	138					3.0	52.3	15.5	198.8	450.0
E-TRON=5400 LBS/HR SLEEVE = 0 in IN REG= 160 DEG OUT REG = 10 DEG SPREADER = 0 IN P WB(in)= 4.20 in H2O P WB(out)= 10.00 in H2O FURNACE P= 0.01 in H2O COAL P= 4.00 in H2O																									
MILL IN= 310 F MILL OUT= 163 F T WB(in)= 562 F T WB(out)= 590 F EXIT 1=1555 F EXIT 2=1518 F EXIT 3=1529 F EXIT 4=1552 F EXIT 5=1514 F EXIT 6=1576 F EXIT(sp)= 1557 F OFA(sp)=---- F																									
SORBENT LBS/HR= 0 SORBENT VELOCITY= 0 FT/SEC SORBENT AIR FLOW= 0 SCFM (Ca)/(S)= 0.00 BASELINE-STAGING CURVE																									
VALID DATA POINT # 18 ELAPSED TIME, MIN 7 RECORD ON TRK 1 FILE 113																									

DATE : 11-01-84
SYSTEM : LWS
BURNER : DME 60
FUEL : UTAH1.0

TER DIA : 1.0
SPREADER : DIFFUSER
OFA LOCATN : NONE
OIL CHECK : 4.39

PT#	TIME	LOAD MBTU/HR	TA	PRIM	V-2	V-3	V-4	V-5	TOTAL	PRIM	SEC1	SEC2	TER1	TER2	TER3	TER4	PRIM	SEC1	SEC2	TOTAL	O2	CO	CO2	NO	SO2
	OIL	CALC	SCFM	FLOW SCFM						FLOW SCFM							SR (CUM)				MEASURED				
(%)	LOAD	MEAS		TEMP (F)						TEMP (F) VELOCITY (FT/SEC)											CORR TO 0% O2				
																					CORR TO 3% O2				
717	15:52:52	60.1	10121	2775	2851	1973	1917	2775	12291	2775	1917	1973	1426	1426	1387	1387	0.27	0.46	0.66	1.21	3.8	55.0	14.8	170.0	440.0
										151	552	590	627	638	618	614					0.0	67.2	18.1	207.6	537.2
0	0.0	67.0		377	771	754	761	758		89	57	61	159	160	153	153					3.0	57.6	15.5	177.9	460.5
K-TRON=5400 LBS/HR			SLEEVE = 0 in	IN REG= 160 DEG			OUT REG = 10 DEG			SPREADER = 0 IN			P WB(in)= 4.00 in H20			P WB(out)= 9.00 in H20			FURNACE P= 0.01 in H20		COAL P= 3.50 in H20				
MILL IN= 301 F			MILL OUT= 164 F	T WB(in)= 552 F			T WB(out)= 590 F			EXIT 1=1523 F			EXIT 2=1534 F			EXIT 3=1508 F			EXIT 4=1551 F		EXIT 5=1494 F		EXIT 6=1559 F		EXIT(sp)= 1533 F	OFA(sp)=---- F
SORBENT LBS/HR= 0			SORBENT VELOCITY= 0 FT/SEC				SORBENT AIR FLOW= 0 SCFM			[Ca]/[S]= 0.00			STAGING CURVE												
VALID DATA POINT # 19			ELAPSED TIME, MIN 8				RECORD ON TRK 1			FILE 114															
731	16:07:32	60.8	10236	2759	2998	1802	1643	2887	12088	2759	1643	1802	1499	1499	1443	1443	0.27	0.43	0.61	1.18	3.3	70.0	15.4	140.0	470.0
										149	542	587	631	647	623	618					0.0	83.1	18.3	166.1	557.6
0	0.0	67.0		378	775	755	761	760		88	49	56	168	170	160	160					3.0	71.2	15.7	142.4	478.0
K-TRON=5400 LBS/HR			SLEEVE = 0 in	IN REG= 160 DEG			OUT REG = 10 DEG			SPREADER = 0 IN			P WB(in)= 4.00 in H20			P WB(out)= 9.00 in H20			FURNACE P= 0.01 in H20		COAL P= 3.50 in H20				
MILL IN= 305 F			MILL OUT= 164 F	T WB(in)= 542 F			T WB(out)= 587 F			EXIT 1=1558 F			EXIT 2=1563 F			EXIT 3=1523 F			EXIT 4=1591 F		EXIT 5=1522 F		EXIT 6=1590 F		EXIT(sp)= 1535 F	OFA(sp)=---- F
SORBENT LBS/HR= 0			SORBENT VELOCITY= 0 FT/SEC				SORBENT AIR FLOW= 0 SCFM			[Ca]/[S]= 0.00			MAXIMUM STAGING												
VALID DATA POINT # 20			ELAPSED TIME, MIN 7				RECORD ON TRK 0			FILE 1															
752	16:17:47	60.0	10089	2811	2125	2502	2607	2002	12047	2811	2607	2502	1062	1062	1001	1001	0.28	0.54	0.79	1.19	3.5	45.0	15.0	230.0	500.0
										152	578	603	613	637	588	617					0.0	54.0	18.0	276.0	600.0
0	0.0	67.0		375	771	765	769	756		90	80	79	117	119	108	111					3.0	46.3	15.4	236.6	514.3
K-TRON=5400 LBS/HR			SLEEVE = 0 in	IN REG= 160 DEG			OUT REG = 10 DEG			SPREADER = 0 IN			P WB(in)= 7.50 in H20			P WB(out)= 14.50 in H20			FURNACE P= 0.01 in H20		COAL P= 3.50 in H20				
MILL IN= 306 F			MILL OUT= 165 F	T WB(in)= 578 F			T WB(out)= 603 F			EXIT 1=1558 F			EXIT 2=1503 F			EXIT 3=1537 F			EXIT 4=1563 F		EXIT 5=1523 F		EXIT 6=1576 F		EXIT(sp)= 1561 F	OFA(sp)=---- F
SORBENT LBS/HR= 0			SORBENT VELOCITY= 0 FT/SEC				SORBENT AIR FLOW= 0 SCFM			[Ca]/[S]= 0.00			STAGING CURVE												
VALID DATA POINT # 21			ELAPSED TIME, MIN 7				RECORD ON TRK 0			FILE 5															
770	16:30:54	61.1	10288	2797	1756	2837	3257	1777	12423	2797	3257	2837	878	878	889	889	0.27	0.59	0.86	1.21	3.7	43.6	15.0	488.0	480.0
										154	586	615	599	636	569	623					0.0	52.2	18.2	485.5	582.7
0	0.0	67.0		380	767	770	773	755		90	101	90	95	99	94	99					3.0	44.7	15.6	416.2	499.4
K-TRON=5400 LBS/HR			SLEEVE = 0 in	IN REG= 160 DEG			OUT REG = 10 DEG			SPREADER = 0 IN			P WB(in)= 12.50 in H20			P WB(out)= 19.20 in H20			FURNACE P= 0.01 in H20		COAL P= 3.50 in H20				
MILL IN= 311 F			MILL OUT= 166 F	T WB(in)= 586 F			T WB(out)= 615 F			EXIT 1=1570 F			EXIT 2=1520 F			EXIT 3=1568 F			EXIT 4=1567 F		EXIT 5=1563 F		EXIT 6=1589 F		EXIT(sp)= 1570 F	OFA(sp)=---- F
SORBENT LBS/HR= 0			SORBENT VELOCITY= 0 FT/SEC				SORBENT AIR FLOW= 0 SCFM			[Ca]/[S]= 0.00			STAGING CURVE												
VALID DATA POINT # 22			ELAPSED TIME, MIN 6				RECORD ON TRK 0			FILE 2															

APPENDIX B.4

MODIFIED 60 x 10^6 Btu/HR DMB VALID DATA SUMMARY

Reproduced from
best available copy.

DATE	: 05-19-86	TER DIA	: 8
SYSTEM	: LWS INS	SPREADER	: IMPELLER
BURNER	: DMB 60	OFA LOCATN	: NONE
FUEL	: UTAH1.2	OIL CHECK	: -2.78

PT#	TIME	LOAD MBTU/HR CALC	TA SCFM	PRIM	V-2	V-7	V-4	V-5	V-6	TOTAL	PRIM	SEC1	SEC2	TER1	TER2	TER3	TER4	PRIM	SEC1	SEC2	TOTAL	O2	CO	CO2	NO	SO2
OIL (%)	LOAD	MEAS		FLOW SCFM TEMP (F)							FLOW SCFM TEMP (F) VELOCITY (FT/SEC)							SR (CUM)				MEASURED CORR TO 0% O2 CORR TO 3% O2				
487	14:19:27	61.6	10310	1905	431	4796	4626	547	0	12384	1905	4626	4796	215	215	274	274	0.19	0.64	1.11	1.20	3.6	25.0	15.2	560.0	0.0
											148	541	530	387	385	423	427					0.0	30.2	18.3	675.9	0.0
0	0.0	58.3		436	604	660	668	628	588		69	137	134	17	17	22	22					3.0	25.9	15.7	579.3	0.0
E-TRON=4700 LBS/HR SLEEVE = 0.0 in IN REG= 45 (CCW)DEG OUT REG = 40 DEG SPREADER =-1.5 IN P WB(in)= 14.00 in H2O P WB(out)= 5.60 in H2O FURNACE P= 0.05 in H2O COAL P= 3.80 in H2O																										
MILL IN= 377 F MILL OUT= 161 F T WB(in)= 541 F T WB(out)= 530 F SAMPLE= 992 F EXIT 1=1516 F EXIT 2=1490 F EXIT 3=1537 F EXIT 4=1566 F EXIT 5=1513 F EXIT 6=1525 F EXIT(sp)= 1470 F																										
SORBENT LBS/HR= 0 SORBENT VELOCITY= 0 FT/SEC SORBENT AIR FLOW= 0 SCFM (Ca)/(S)= 0.00 BASELINE - 60MKB																										
VALID DATA POINT 0 1 ELAPSED TIME, MIN 8 RECORD ON TRK 0 FILE 1																										
510	14:31:42	60.1	10051	2000	432	4422	4617	534	0	12006	2000	4617	4422	216	216	267	267	0.20	0.66	1.10	1.19	3.5	26.0	15.0	500.0	0.0
											147	542	520	383	384	425	424					0.0	31.2	18.0	600.0	0.0
0	0.0	58.3		436	599	663	672	630	587		69	137	123	17	17	22	21					3.0	26.7	15.4	514.3	0.0
E-TRON=4700 LBS/HR SLEEVE = 0.0 in IN REG= 45 (CCW)DEG OUT REG = 40 DEG SPREADER =-2.0 IN P WB(in)= 14.00 in H2O P WB(out)= 5.60 in H2O FURNACE P= 0.05 in H2O COAL P= 3.80 in H2O																										
MILL IN= 378 F MILL OUT= 161 F T WB(in)= 542 F T WB(out)= 520 F SAMPLE= 982 F EXIT 1=1517 F EXIT 2=1477 F EXIT 3=1514 F EXIT 4=1558 F EXIT 5=1520 F EXIT 6=1524 F EXIT(sp)= 1464 F																										
SORBENT LBS/HR= 0 SORBENT VELOCITY= 0 FT/SEC SORBENT AIR FLOW= 0 SCFM (Ca)/(S)= 0.00 IMPELLER ADJ.																										
VALID DATA POINT 0 2 ELAPSED TIME, MIN 6 RECORD ON TRK 0 FILE 2																										
544	14:54:30	60.5	10115	2035	436	4528	4595	555	0	12149	2035	4595	4528	218	218	277	277	0.20	0.66	1.10	1.20	3.6	27.0	15.0	490.0	0.0
											148	542	529	384	384	423	422					0.0	32.6	18.1	591.4	0.0
0	0.0	58.3		431	604	663	672	631	587		70	137	126	17	17	22	22					3.0	27.9	15.5	506.9	0.0
E-TRON=4700 LBS/HR SLEEVE = 0.0 in IN REG= 45 (CCW)DEG OUT REG = 30 DEG SPREADER =-2.0 IN P WB(in)= 13.80 in H2O P WB(out)= 5.50 in H2O FURNACE P= 0.06 in H2O COAL P= 4.00 in H2O																										
MILL IN= 362 F MILL OUT= 161 F T WB(in)= 542 F T WB(out)= 529 F SAMPLE= 985 F EXIT 1=1493 F EXIT 2=1458 F EXIT 3=1498 F EXIT 4=1534 F EXIT 5=1499 F EXIT 6=1493 F EXIT(sp)= 1462 F																										
SORBENT LBS/HR= 0 SORBENT VELOCITY= 0 FT/SEC SORBENT AIR FLOW= 0 SCFM (Ca)/(S)= 0.00																										
VALID DATA POINT 0 3 ELAPSED TIME, MIN 7 RECORD ON TRK 0 FILE 3																										
712	16:31:50	60.3	10086	2015	2536	2463	2590	2443	0	12047	2015	2590	2463	1268	1268	1221	1221	0.20	0.46	0.70	1.19	3.5	30.0	15.0	270.0	0.0
											149	542	498	484	515	509	513					0.0	36.0	18.0	324.0	0.0
0	0.0	64.5		436	663	654	664	668	575		70	77	67	189	112	108	108					3.0	30.9	15.4	277.7	0.0
E-TRON=5200 LBS/HR SLEEVE = 0.0 in IN REG= 35 (CW)DEG OUT REG = 10 DEG SPREADER =-2.0 IN P WB(in)= 2.30 in H2O P WB(out)= 1.40 in H2O FURNACE P= 0.07 in H2O COAL P= 4.10 in H2O																										
MILL IN= 366 F MILL OUT= 161 F T WB(in)= 542 F T WB(out)= 498 F SAMPLE=1020 F EXIT 1=1556 F EXIT 2=1510 F EXIT 3=1592 F EXIT 4=1565 F EXIT 5=1569 F EXIT 6=1566 F EXIT(sp)= 1546 F																										
SORBENT LBS/HR= 0 SORBENT VELOCITY= 0 FT/SEC SORBENT AIR FLOW= 0 SCFM (Ca)/(S)= 0.00 STAGED - BASELINE																										
VALID DATA POINT 0 4 ELAPSED TIME, MIN 5 RECORD ON TRK 0 FILE 4																										

DATE : 05-20-96 | TER DIA : 8
SYSTEM : LWS INS | SPREADER : IMPELLER
BURNER : DME 60 | OFA LOCATN : NONE
FUEL : UTAH1.22 | OIL CHECK : 2.34

PT#	TIME	LOAD MBTU/HR CALC	LOAD MBTU/HR MEAS	TA SCFM	PRIM	V-2	V-7	V-4	V-5	V-6	TOTAL	PRIM	SEC1	SEC2	TER1	TER2	TER3	TER4	PRIM	SEC1	SEC2	TOTAL	O2	CO	CO2	NO	SO2
OIL (%)	LOAD				FLOW SCFM TEMP (F)							FLOW SCFM TEMP (F) VELOCITY (FT/SEC)							SR (CUM)				MEASURED CORR TO 0% O2 CORR TO 3% O2					
458	13:38:25	60.0	10029		2056	432	4287	4518	686	0	11979	2056	4518	4287	216	216	343	343	0.20	0.66	1.08	1.19	3.5	22.0	15.2	578.0	0.0
												151	527	519	378	386	418	423					0.0	26.4	18.2	684.0	0.0
0	0.0	55.0			374	596	640	648	616	581		72	132	118	16	17	27	28					3.0	22.6	15.6	586.3	0.0
K-TRON=4500 LBS/HR				SLEEVE = 0.0 in		IN REG= 45 (CCW) DEG			OUT REG = 30 DEG			SPREADER =-2.0 IN		P WB(in)= 3.20 in H20				P WB(out)= 15.50 in H20			FURNACE P= 0.00 in H20		COAL P= 4.00 in H20					
MILL IN= 317 F		MILL OUT= 161 F		T WB(in)= 527 F		T WB(out)= 519 F		SAMPLE=1001 F		EXIT 1=1523 F		EXIT 2=1499 F		EXIT 3=1510 F		EXIT 4=1551 F		EXIT 5=1518 F		EXIT 6=1513 F		EXIT(sp)= 1522 F						
SORBENT LBS/HR= 0		SORBENT VELOCITY= 0 FT/SEC		SORBENT AIR FLOW= 0 SCFM		(Ca)/(S)= 0.00		BASELINE - UNSTAGED																				
VALID DATA POINT 0		1	ELAPSED TIME, MIN 8		RECORD ON TRK 0		FILE 5																				
477	13:51:01	59.6	9971		1999	422	4385	4476	696	0	11977	2233	4476	4385	211	211	348	348	0.22	0.65	1.09	1.20	3.6	23.0	15.2	578.0	0.0
												145	520	519	378	386	417	422					0.0	27.8	18.3	687.9	0.0
0	0.0	55.8			380	595	640	648	616	579		77	131	121	16	16	28	28					3.0	23.8	15.7	589.7	0.0
K-TRON=4500 LBS/HR				SLEEVE = 0.0 in		IN REG= 45 (CCW) DEG			OUT REG = 30 DEG			SPREADER =-2.0 IN		P WB(in)= 15.50 in H20				P WB(out)= 3.30 in H20			FURNACE P= 0.00 in H20		COAL P= 4.30 in H20					
MILL IN= 323 F		MILL OUT= 162 F		T WB(in)= 520 F		T WB(out)= 519 F		SAMPLE=1005 F		EXIT 1=1529 F		EXIT 2=1521 F		EXIT 3=1532 F		EXIT 4=1565 F		EXIT 5=1541 F		EXIT 6=1532 F		EXIT(sp)= 1531 F						
SORBENT LBS/HR= 0		SORBENT VELOCITY= 0 FT/SEC		SORBENT AIR FLOW= 0 SCFM		(Ca)/(S)= 0.00																						
VALID DATA POINT 0		2	ELAPSED TIME, MIN 7		RECORD ON TRK 0		FILE 6																				
600	15:04:21	61.0	10208		1946	2420	2776	2719	2332	0	12192	1946	2719	2776	1210	1210	1166	1166	0.19	0.46	0.73	1.19	3.5	19.0	15.4	310.0	0.0
												152	522	495	460	491	479	485					0.0	22.8	18.5	372.0	0.0
0	0.0	65.7			386	635	630	638	632	569		68	79	75	101	105	100	100					3.0	19.5	15.8	318.9	0.0
K-TRON=5300 LBS/HR				SLEEVE = 0.0 in		IN REG= 35 (CW) DEG			OUT REG = 10 DEG			SPREADER =-2.0 IN		P WB(in)= 3.20 in H20				P WB(out)= 2.40 in H20			FURNACE P= 0.00 in H20		COAL P= 4.10 in H20					
MILL IN= 326 F		MILL OUT= 166 F		T WB(in)= 522 F		T WB(out)= 495 F		SAMPLE=1032 F		EXIT 1=1582 F		EXIT 2=1538 F		EXIT 3=1600 F		EXIT 4=1572 F		EXIT 5=1559 F		EXIT 6=1565 F		EXIT(sp)= 1569 F						
SORBENT LBS/HR= 0		SORBENT VELOCITY= 0 FT/SEC		SORBENT AIR FLOW= 0 SCFM		(Ca)/(S)= 0.00																						
VALID DATA POINT 0		3	ELAPSED TIME, MIN 6		RECORD ON TRK 0		FILE 7																				
645	15:32:55	62.5	10453		1955	2403	2912	2765	2391	0	12416	1955	2765	2912	1201	1201	1196	1196	0.19	0.45	0.73	1.19	3.4	18.0	15.4	320.0	0.0
												156	520	501	460	491	477	487					0.0	21.5	18.4	381.8	0.0
0	0.0	63.3			383	635	631	638	632	565		69	80	79	100	104	102	103					3.0	18.4	15.8	327.3	0.0
K-TRON=5100 LBS/HR				SLEEVE = 0.0 in		IN REG= 35 (CW) DEG			OUT REG = 10 DEG			SPREADER =-3.0 IN		P WB(in)= 3.40 in H20				P WB(out)= 2.50 in H20			FURNACE P= 0.00 in H20		COAL P= 4.30 in H20					
MILL IN= 323 F		MILL OUT= 172 F		T WB(in)= 520 F		T WB(out)= 501 F		SAMPLE=1053 F		EXIT 1=1588 F		EXIT 2=1555 F		EXIT 3=1598 F		EXIT 4=1585 F		EXIT 5=1563 F		EXIT 6=1574 F		EXIT(sp)= 1578 F						
SORBENT LBS/HR= 0		SORBENT VELOCITY= 0 FT/SEC		SORBENT AIR FLOW= 0 SCFM		(Ca)/(S)= 0.00		IMPELLER ADJ.																				
VALID DATA POINT 0		4	ELAPSED TIME, MIN 5		RECORD ON TRK 0		FILE 8																				
675	15:50:09	59.7	9983		2086	2330	2567	2505	2502	0	11991	2086	2505	2567	1165	1165	1251	1251	0.21	0.46	0.72	1.20	3.6	18.0	15.0	330.0	0.0
												145	518	497	458	488	486	488					0.0	21.7	18.1	398.3	0.0
0	0.0	63.3			344	638	632	640	635	566		72	73	69	97	100	100	100					3.0	18.6	15.5	341.4	0.0
K-TRON=5100 LBS/HR				SLEEVE = 0.0 in		IN REG= 35 (CW) DEG			OUT REG = 10 DEG			SPREADER =-1.5 IN		P WB(in)= 2.20 in H20				P WB(out)= 2.80 in H20			FURNACE P= 0.00 in H20		COAL P= 3.70 in H20					
MILL IN= 292 F		MILL OUT= 148 F		T WB(in)= 518 F		T WB(out)= 497 F		SAMPLE=1033 F		EXIT 1=1535 F		EXIT 2=1523 F		EXIT 3=1560 F		EXIT 4=1552 F		EXIT 5=1541 F		EXIT 6=1552 F		EXIT(sp)= 1524 F						
SORBENT LBS/HR= 0		SORBENT VELOCITY= 0 FT/SEC		SORBENT AIR FLOW= 0 SCFM		(Ca)/(S)= 0.00																						
VALID DATA POINT 0		5	ELAPSED TIME, MIN 6		RECORD ON TRK 0		FILE 9																				
730	16:28:52	61.6	10306		2084	2584	2505	2601	2536	0	12310	2084	2601	2505	1292	1292	1268	1268	0.20	0.45	0.70	1.19	3.5	18.0	15.0	290.0	0.0
												137	522	489	465	497	484	495					0.0	21.6	18.0	348.0	0.0
0	0.0	63.3			340	642	632	642	637	568		71	76	67	109	112	109	110					3.0	18.5	15.4	298.3	0.0
K-TRON=5100 LBS/HR				SLEEVE = 0.0 in		IN REG= 35 (CW) DEG			OUT REG = 10 DEG			SPREADER = 0.0 IN		P WB(in)= 2.80 in H20				P WB(out)= 1.80 in H20			FURNACE P= 0.00 in H20		COAL P= 3.50 in H20					
MILL IN= 287 F		MILL OUT= 143 F		T WB(in)= 522 F		T WB(out)= 489 F		SAMPLE=1026 F		EXIT 1=1526 F		EXIT 2=1529 F		EXIT 3=1533 F		EXIT 4=1576 F		EXIT 5=1539 F		EXIT 6=1548 F		EXIT(sp)= 1513 F						
SORBENT LBS/HR= 0		SORBENT VELOCITY= 0 FT/SEC		SORBENT AIR FLOW= 0 SCFM		(Ca)/(S)= 0.00		IMPELLER ADJ.																				
VALID DATA POINT 0		6	ELAPSED TIME, MIN 6		RECORD ON TRK 0		FILE 10																				

DATE	: 05-22-96	TER DIA	: 8
SYSTEM	: LWS INS	SPREADER	: IMPELLER
BURNER	: DME 60	OFA LOCATN	: NONE
FUEL	: UTAH 1.22	OIL CHECK	: 2.34

PT#	TIME	LOAD MBTU/HR CALC	TA SCFM	PRIM	V-2	V-7	V-4	V-5	V-6	TOTAL	PRIM	SEC1	SEC2	TER1	TER2	TER3	TER4	PRIM	SEC1	SEC2	TOTAL	O2	CO	CO2	NO	SO2
	OIL					FLOW SCFM								FLOW SCFM					SR (CUM)					MEASURED		
(%)	LOAD	MEAS				TEMP (F)								TEMP (F)										CORR TO 0% O2		
														VELOCITY (FT/SEC)										CORR TO 3% O2		
750	16:40:46	61.4	10273	2124	2597	2448	2588	2514	0	12271	2124	2588	2448	1298	1298	1257	1257	0.21	0.46	0.78	1.19	3.5	17.0	15.2	310.0	0.0
											137	522	492	469	497	486	496					0.0	20.4	18.2	372.0	0.0
0	0.0	62.0		341	645	636	646	641	570		72	75	66	110	113	108	109					3.0	17.5	15.6	310.9	0.0

K-TRON=5000 LBS/HR SLEEVE = 0.0 in IN REG= 35 (CW)DEG OUT REG = 10 DEG SPREADER = 2.0 IN P WB(in)= 2.80 in H20 P WB(out)= 1.70 in H20 FURNACE P= 0.00 in H20 COAL P= 3.50 in H20

MILL IN= 286 F MILL OUT= 145 F T WB(in)= 522 F T WB(out)= 492 F SAMPLE=1830 F EXIT 1=1550 F EXIT 2=1548 F EXIT 3=1565 F EXIT 4=1581 F EXIT 5=1523 F EXIT 6=1563 F EXIT(sp)= 1523 F

SORBENT LBS/HR= 0 SORBENT VELOCITY= 0 FT/SEC SORBENT AIR FLOW= 0 SCFM (Ca)/(S)= 0.00 IMPELLER ADJ.

VALID DATA POINT # 7 ELAPSED TIME, MIN 5 RECORD ON TRK 0 FILE 11

DATE : 05-22-86 | TER DIA : 8
SYSTEM : LOWS INS | SPREADER : IMPELLER
BURNER : DMB 60 | OFA LOCATN : NONE
FUEL : UTAH 12 | OIL CHECK : -35.75

PT#	TIME	LOAD MBTU/HR CALC	TA SCFM	PRIM	V-2	V-7	V-4	V-5	V-6	TOTAL	PRIM	SEC1	SEC2	TER1	TER2	TER3	TER4	PRIM	SEC1	SEC2	TOTAL	O2	CO	CO2	NO	SO2
	OIL						FLOW SCFM							FLOW SCFM					SR (CUM)					MEASURED		
(%)	LOAD	MEAS					TEMP (F)							TEMP (F)										CORR TO 0% O2		
														VELOCITY (FT/SEC)										CORR TO 3% O2		
407	11:23:58	60.4	10100	2037	446	4456	4449	675	0	12064	2037	4449	4456	223	223	338	338	0.20	0.64	1.08	1.19	3.5	19.0	15.0	655.0	0.0
											144	541	524	391	399	436	434					0.0	22.8	18.0	786.0	0.0
0	0.0	63.3		483	609	651	659	628	601		70	132	124	17	17	28	27					3.0	19.5	15.4	673.7	0.0
K-TRON=5100 LBS/HR		SLEEVE = 0.0 in		IN REG= 45 (CCW)DEG				OUT REG = 30 DEG			SPREADER =-2.0 IN			P WB(in)= 14.50 in H20				P WB(out)= 3.60 in H20			FURNACE P= 0.06 in H20			COAL P= 3.70 in H20		
MILL IN= 337 F		MILL OUT= 155 F		T WB(in)= 541 F			T WB(out)= 524 F			SAMPLE=1007 F	EXIT 1=1526 F			EXIT 2=1533 F			EXIT 3=1552 F	EXIT 4=1558 F			EXIT 5=1531 F		EXIT 6=1529 F		EXIT(sp)= 1506 F	
SORBENT LBS/HR= 0		SORBENT VELOCITY= 0 FT/SEC					SORBENT AIR FLOW= 0 SCFM				(Ca)/(S)= 0.00			BASELINE - UNSTAGED												
VALID DATA POINT 0 1		ELAPSED TIME, MIN 6					RECORD ON TRK 0			FILE 12																
539	12:41:46	60.1	10055	1962	2517	2537	2517	2544	0	12077	1962	2517	2537	1258	1258	1272	1272	0.20	0.45	0.70	1.20	3.6	24.0	15.2	320.0	0.0
											136	527	489	471	508	498	501					0.0	29.0	18.3	386.2	0.0
0	0.0	64.5		355	651	640	650	647	592		67	74	68	107	111	111	111					3.0	24.8	15.7	331.0	0.0
K-TRON=5200 LBS/HR		SLEEVE = 0.0 in		IN REG= 35 (CW)DEG				OUT REG = 10 DEG			SPREADER = 0.0 IN			P WB(in)= 2.50 in H20				P WB(out)= 1.50 in H20			FURNACE P= 0.00 in H20			COAL P= 3.50 in H20		
MILL IN= 288 F		MILL OUT= 142 F		T WB(in)= 527 F			T WB(out)= 489 F			SAMPLE=1024 F	EXIT 1=1531 F			EXIT 2=1536 F			EXIT 3=1572 F	EXIT 4=1556 F			EXIT 5=1532 F		EXIT 6=1535 F		EXIT(sp)= 1496 F	
SORBENT LBS/HR= 0		SORBENT VELOCITY= 0 FT/SEC					SORBENT AIR FLOW= 0 SCFM				(Ca)/(S)= 0.00																
VALID DATA POINT 0 2		ELAPSED TIME, MIN 5					RECORD ON TRK 0			FILE 13																
583	13:08:31	61.3	10256	2013	2523	2558	2538	2549	0	12182	2013	2538	2558	1262	1262	1275	1275	0.20	0.44	0.69	1.19	3.4	25.0	15.2	310.0	0.0
											142	530	494	473	506	498	502					0.0	29.8	18.1	369.9	0.0
0	0.0	58.3		348	645	636	649	644	572		69	75	69	107	111	111	112					3.0	25.6	15.5	317.0	0.0
K-TRON=4700 LBS/HR		SLEEVE = 0.0 in		IN REG= 35 (CW)DEG				OUT REG = 20 DEG			SPREADER = 0.0 IN			P WB(in)= 1.60 in H20				P WB(out)= 2.50 in H20			FURNACE P= 0.00 in H20			COAL P= 3.80 in H20		
MILL IN= 283 F		MILL OUT= 153 F		T WB(in)= 530 F			T WB(out)= 494 F			SAMPLE=1015 F	EXIT 1=1533 F			EXIT 2=1530 F			EXIT 3=1560 F	EXIT 4=1559 F			EXIT 5=1519 F		EXIT 6=1538 F		EXIT(sp)= 1506 F	
SORBENT LBS/HR= 0		SORBENT VELOCITY= 0 FT/SEC					SORBENT AIR FLOW= 0 SCFM				(Ca)/(S)= 0.00			OUTER REGISTER ADJ.												
VALID DATA POINT 0 3		ELAPSED TIME, MIN 5					RECORD ON TRK 0			FILE 14																
603	13:23:10	60.4	10110	1985	2513	2579	2523	2543	0	12144	1985	2523	2579	1257	1257	1272	1272	0.20	0.45	0.70	1.20	3.6	25.0	15.0	315.0	0.0
											145	533	494	469	506	495	500					0.0	30.2	18.1	380.2	0.0
0	0.0	58.3		352	643	635	647	642	565		68	74	69	106	110	111	111					3.0	25.9	15.5	325.9	0.0
K-TRON=4700 LBS/HR		SLEEVE = 0.0 in		IN REG= 35 (CW)DEG				OUT REG = 30 DEG			SPREADER = 0.0 IN			P WB(in)= 1.40 in H20				P WB(out)= 2.30 in H20			FURNACE P= 0.00 in H20			COAL P= 3.80 in H20		
MILL IN= 285 F		MILL OUT= 157 F		T WB(in)= 533 F			T WB(out)= 494 F			SAMPLE=1030 F	EXIT 1=1531 F			EXIT 2=1517 F			EXIT 3=1526 F	EXIT 4=1550 F			EXIT 5=1509 F		EXIT 6=1525 F		EXIT(sp)= 1491 F	
SORBENT LBS/HR= 0		SORBENT VELOCITY= 0 FT/SEC					SORBENT AIR FLOW= 0 SCFM				(Ca)/(S)= 0.00			OUTER REGISTER ADJ.												
VALID DATA POINT 0 4		ELAPSED TIME, MIN 7					RECORD ON TRK 0			FILE 15																
613	13:30:21	60.2	10062	1979	2540	2407	2543	2551	0	12019	1979	2543	2407	1270	1270	1275	1275	0.20	0.45	0.69	1.19	3.5	25.0	15.2	280.0	0.0
											146	528	482	469	503	494	494					0.0	30.0	18.2	336.0	0.0
0	0.0	58.3		352	645	634	647	641	566		68	75	64	107	111	111	111					3.0	25.7	15.6	288.0	0.0
K-TRON=4700 LBS/HR		SLEEVE = 0.0 in		IN REG= 35 (CW)DEG				OUT REG = 50 DEG			SPREADER = 0.0 IN			P WB(in)= 1.30 in H20				P WB(out)= 2.40 in H20			FURNACE P= 0.04 in H20			COAL P= 3.80 in H20		
MILL IN= 282 F		MILL OUT= 157 F		T WB(in)= 528 F			T WB(out)= 482 F			SAMPLE=1019 F	EXIT 1=1506 F			EXIT 2=1495 F			EXIT 3=1537 F	EXIT 4=1530 F			EXIT 5=1504 F		EXIT 6=1515 F		EXIT(sp)= 1477 F	
SORBENT LBS/HR= 0		SORBENT VELOCITY= 0 FT/SEC					SORBENT AIR FLOW= 0 SCFM				(Ca)/(S)= 0.00			OUTER REGISTER ADJ.												
VALID DATA POINT 0 5		ELAPSED TIME, MIN 5					RECORD ON TRK 0			FILE 16																
647	13:52:22	60.3	10083	1988	2527	2507	2529	2561	0	12112	1988	2529	2507	1263	1263	1280	1280	0.20	0.45	0.70	1.20	3.6	19.0	15.2	300.0	0.0
											148	528	484	469	507	498	497					0.0	22.9	18.3	458.6	0.0
0	0.0	58.3		352	644	635	648	643	562		69	74	67	107	111	112	111					3.0	19.7	15.7	393.1	0.0
K-TRON=4700 LBS/HR		SLEEVE = 0.0 in		IN REG= 25 (CW)DEG				OUT REG = 10 DEG			SPREADER = 0.0 IN			P WB(in)= 4.10 in H20				P WB(out)= 2.50 in H20			FURNACE P= 0.00 in H20			COAL P= 3.80 in H20		
MILL IN= 283 F		MILL OUT= 159 F		T WB(in)= 528 F			T WB(out)= 484 F			SAMPLE=1036 F	EXIT 1=1572 F			EXIT 2=1577 F			EXIT 3=1592 F	EXIT 4=1622 F			EXIT 5=1577 F		EXIT 6=1586 F		EXIT(sp)= 1530 F	
SORBENT LBS/HR= 0		SORBENT VELOCITY= 0 FT/SEC					SORBENT AIR FLOW= 0 SCFM				(Ca)/(S)= 0.00			INNER REGISTER ADJ.												
VALID DATA POINT 0 6		ELAPSED TIME, MIN 6					RECORD ON TRK 0			FILE 17																

DATE	:	05-22-86	TER DIA	:	8
SYSTEM	:	LWS INS	SPREADER	:	IMPELLER
BURNER	:	DMB 60	OFA LOCATN	:	NONE
FUEL	:	UTAH1.2	OIL CHECK	:	-3.75

PT#	TIME	LOAD MBTU/HR	TA	PRIM	V-2	V-7	V-4	V-5	V-6	TOTAL	PRIM	SEC1	SEC2	TER1	TER2	TER3	TER4	PRIM	SEC1	SEC2	TOTAL	O2	CO	CO2	ND	SO2
OIL		CALC	SCFM	FLOW SCFM							TEMP (F)							SR (CUM)				MEASURED				
(I)	LOAD	MEAS		TEMP (F)							VELOCITY (FT/SEC)											CORR TO 0% O2				
																						CORR TO 3% O2				
648	14:05:00	61.1	10224	2028	2585	2575	2565	2539	0	12212	2028	2565	2575	1253	1253	1269	1269	0.20	0.45	0.70	1.19	3.5	18.0	15.2	310.0	0.0
											146	528	472	468	504	493	497					0.0	21.6	18.2	372.0	0.0
0	0.0	58.3		352	648	633	646	648	555		70	75	68	106	110	110	111					3.0	18.5	15.6	318.9	0.0
K-TRON=4700 LBS/HR			SLEEVE = 0.0 in		IN REG= 55 (CW)DEG			OUT REG = 10 DEG			SPREADER = 0.0 IN			P WB(in)= 1.50 in H20				P WB(out)= 1.80 in H20			FURNACE P= 0.00 in H20			COAL P= 3.80 in H20		
MILL IN= 279 F		MILL OUT= 154 F		T WB(in)= 520 F			T WB(out)= 472 F			SAMPLE=1018 F	EXIT 1=1533 F			EXIT 2=1534 F			EXIT 3=1550 F	EXIT 4=1569 F			EXIT 5=1505 F		EXIT 6=1535 F		EXIT(sp)= 1502 F	
SORBENT LBS/HR= 0			SORBENT VELOCITY= 0 FT/SEC				SORBENT AIR FLOW= 0 SCFM				(Ca)/(S)= 0.00			INNER REGISTER ADJ.												
VALID DATA POINT # 7			ELAPSED TIME, MIN 6				RECORD ON TRK 0			FILE 18																
705	14:29:24	61.2	10230	2009	2528	2543	2605	2534	0	12219	2009	2605	2543	1264	1264	1267	1267	0.20	0.45	0.70	1.19	3.5	23.0	15.0	330.0	0.0
											147	522	482	467	504	492	496					0.0	27.6	18.0	396.0	0.0
0	0.0	58.3		348	643	634	648	642	559		69	76	68	107	111	110	110					3.0	23.7	15.4	339.4	0.0
K-TRON=4700 LBS/HR			SLEEVE = 0.0 in		IN REG= 50 (CCW)DEG			OUT REG = 10 DEG			SPREADER = 0.0 IN			P WB(in)= 2.80 in H20				P WB(out)= 2.20 in H20			FURNACE P= 0.00 in H20			COAL P= 3.80 in H20		
MILL IN= 278 F		MILL OUT= 158 F		T WB(in)= 522 F			T WB(out)= 482 F			SAMPLE=1013 F	EXIT 1=1522 F			EXIT 2=1515 F			EXIT 3=1509 F	EXIT 4=1578 F			EXIT 5=1477 F		EXIT 6=1539 F		EXIT(sp)= 1521 F	
SORBENT LBS/HR= 0			SORBENT VELOCITY= 0 FT/SEC				SORBENT AIR FLOW= 0 SCFM				(Ca)/(S)= 0.00			INNER REGISTER ADJ.												
VALID DATA POINT # 8			ELAPSED TIME, MIN 9				RECORD ON TRK 0			FILE 19																
734	14:47:51	60.5	10122	2013	2510	2541	2572	2522	0	12158	2013	2572	2541	1255	1255	1261	1261	0.20	0.45	0.70	1.20	3.6	25.0	15.2	330.0	0.0
											151	526	480	469	504	497	499					0.0	30.2	18.3	398.3	0.0
0	0.0	58.3		354	645	636	649	642	562		70	75	67	106	110	110	110					3.0	25.9	15.7	341.4	0.0
K-TRON=4700 LBS/HR			SLEEVE = 0.0 in		IN REG= 30 (CCW)DEG			OUT REG = 10 DEG			SPREADER = 0.0 IN			P WB(in)= 7.90 in H20				P WB(out)= 3.00 in H20			FURNACE P= 0.00 in H20			COAL P= 3.80 in H20		
MILL IN= 278 F		MILL OUT= 161 F		T WB(in)= 526 F			T WB(out)= 480 F			SAMPLE=1024 F	EXIT 1=1523 F			EXIT 2=1518 F			EXIT 3=1527 F	EXIT 4=1570 F			EXIT 5=1502 F		EXIT 6=1534 F		EXIT(sp)= 1504 F	
SORBENT LBS/HR= 0			SORBENT VELOCITY= 0 FT/SEC				SORBENT AIR FLOW= 0 SCFM				(Ca)/(S)= 0.00			INNER REGISTER ADJ.												
VALID DATA POINT # 9			ELAPSED TIME, MIN 6				RECORD ON TRK 0			FILE 20																
750	14:58:38	61.4	10269	2013	2512	2545	2601	2528	0	12198	2013	2601	2545	1256	1256	1264	1264	0.20	0.45	0.70	1.19	3.4	25.0	15.4	270.0	0.0
											149	523	469	464	503	496	497					0.0	29.8	18.4	322.2	0.0
0	0.0	58.3		348	644	635	648	641	560		70	76	67	106	110	110	110					3.0	25.6	15.8	276.1	0.0
K-TRON=4700 LBS/HR			SLEEVE = 0.0 in		IN REG= 20 (CCW)DEG			OUT REG = 10 DEG			SPREADER = 0.0 IN			P WB(in)= 14.00 in H20				P WB(out)= 3.20 in H20			FURNACE P= 0.00 in H20			COAL P= 3.80 in H20		
MILL IN= 275 F		MILL OUT= 158 F		T WB(in)= 523 F			T WB(out)= 469 F			SAMPLE=1019 F	EXIT 1=1520 F			EXIT 2=1518 F			EXIT 3=1498 F	EXIT 4=1566 F			EXIT 5=1502 F		EXIT 6=1532 F		EXIT(sp)= 1514 F	
SORBENT LBS/HR= 0			SORBENT VELOCITY= 0 FT/SEC				SORBENT AIR FLOW= 0 SCFM				(Ca)/(S)= 0.00			INNER REGISTER ADJ.												
VALID DATA POINT # 10			ELAPSED TIME, MIN 5				RECORD ON TRK 0			FILE 21																
788	15:21:37	59.9	10024	2019	2523	2471	2494	2534	0	12041	2019	2494	2471	1261	1261	1267	1267	0.20	0.45	0.70	1.20	3.6	25.0	15.0	290.0	0.0
											148	532	473	466	505	499	501					0.0	30.2	18.1	350.0	0.0
0	0.0	58.3		349	646	636	648	644	563		70	73	65	106	111	111	111					3.0	25.9	15.5	300.0	0.0
K-TRON=4700 LBS/HR			SLEEVE = 0.0 in		IN REG= 55 (CW)DEG			OUT REG = 10 DEG			SPREADER = 0.0 IN			P WB(in)= 1.50 in H20				P WB(out)= 1.60 in H20			FURNACE P= 0.00 in H20			COAL P= 3.80 in H20		
MILL IN= 272 F		MILL OUT= 157 F		T WB(in)= 532 F			T WB(out)= 473 F			SAMPLE=1021 F	EXIT 1=1510 F			EXIT 2=1518 F			EXIT 3=1547 F	EXIT 4=1568 F			EXIT 5=1501 F		EXIT 6=1531 F		EXIT(sp)= 1473 F	
SORBENT LBS/HR= 0			SORBENT VELOCITY= 0 FT/SEC				SORBENT AIR FLOW= 0 SCFM				(Ca)/(S)= 0.00			BASELINE - STAGED												
VALID DATA POINT # 11			ELAPSED TIME, MIN 5				RECORD ON TRK 0			FILE 22																
806	15:38:33	59.9	10012	2012	2528	3029	1922	2534	0	12026	2012	1922	3029	1264	1264	1267	1267	0.20	0.39	0.70	1.20	3.6	25.0	15.0	290.0	0.0
											148	457	482	478	507	498	503					0.0	30.2	18.1	350.0	0.0
0	0.0	58.3		344	645	639	645	644	562		70	52	81	107	111	110	111					3.0	25.9	15.5	300.0	0.0
K-TRON=4700 LBS/HR			SLEEVE = 0.0 in		IN REG= 55 (CW)DEG			OUT REG = 10 DEG			SPREADER = 0.0 IN			P WB(in)= 0.50 in H20				P WB(out)= 1.50 in H20			FURNACE P= 0.00 in H20			COAL P= 3.80 in H20		
MILL IN= 274 F		MILL OUT= 158 F		T WB(in)= 457 F			T WB(out)= 482 F			SAMPLE=1018 F	EXIT 1=1482 F			EXIT 2=1507 F			EXIT 3=1552 F	EXIT 4=1541 F			EXIT 5=1484 F		EXIT 6=1519 F		EXIT(sp)= 1449 F	
SORBENT LBS/HR= 0			SORBENT VELOCITY= 0 FT/SEC				SORBENT AIR FLOW= 0 SCFM				(Ca)/(S)= 0.00			IN/OUT SPLIT AT 40/60												
VALID DATA POINT # 12			ELAPSED TIME, MIN 4				RECORD ON TRK 0			FILE 23																

DATE : 05-22-86 | TER DIA : 8
SYSTEM : LWS INS | SPREADER : IMPELLER
BURNER : DMR 60 | OFA LOCATN : NONE
FUEL : UTAH12 | OIL CHECK : -3.75

PT#	TIME	LOAD KBTU/HR CALC	LOAD KBTU/HR MEAS	TA SCFM	PRIM	V-2	V-7	V-4	V-5	V-6	TOTAL	PRIM	SEC1	SEC2	TER1	TER2	TER3	TER4	PRIM	SEC1	SEC2	TOTAL	O2	CO	CO2	NO	SO2
	OIL				FLOW SCFM							FLOW SCFM								SR (CUM)			MEASURED				
(%)	LOAD				TEMP (F)							TEMP (F)			VELOCITY (FT/SEC)								CORR TO 0% O2				
																							CORR TO 3% O2				
826	15:44:32	59.8	9995		2076	2494	1994	2994	2515	0	12073	2076	2994	1994	1247	1247	1258	1258	0.21	0.51	0.71	1.21	3.7	25.0	15.0	315.0	0.0
					145	536	473	478	505	497	500												0.0	30.3	18.2	382.4	0.0
0	0.0	58.3			342	645	633	649	642	561		72	88	53	105	110	109	110					3.0	26.0	15.6	327.7	0.0
K-TRON=4700 LBS/HR		SLEEVE = 0.0 in		IN REG= 55 (CW)DEG		OUT REG = 10 DEG		SPREADER = 0.0 IN		P WB(in)= 1.80 in H20		P WB(out)= 1.20 in H20		FURNACE P= 0.00 in H20		COAL P= 3.80 in H20											
MILL IN= 268 F		MILL OUT= 153 F		T WB(in)= 536 F		T WB(out)= 473 F		SAMPLE=1026 F		EXIT 1=1499 F		EXIT 2=1522 F		EXIT 3=1563 F		EXIT 4=1567 F		EXIT 5=1494 F		EXIT 6=1541 F		EXIT(sp)= 1474 F					
SORBENT LBS/HR= 0		SORBENT VELOCITY= 0 FT/SEC		SORBENT AIR FLOW= 0 SCFM		[Ca]/[S]= 0.00		IN/OUT SPLIT AT 60/40																			
VALID DATA POINT # 13		ELAPSED TIME, MIN 3		RECORD ON TRK 0		FILE 24																					
858	16:08:29	59.9	10023		2074	2422	2375	2338	2439	0	11647	2074	2338	2375	1211	1211	1220	1220	0.21	0.44	0.68	1.16	3.0	25.0	15.8	260.0	0.0
					143	527	466	467	506	494	496												0.0	29.2	18.4	303.3	0.0
0	0.0	58.3			341	647	637	649	644	562		71	68	62	102	106	106	106					3.0	25.0	15.8	260.0	0.0
K-TRON=4700 LBS/HR		SLEEVE = 0.0 in		IN REG= 55 (CW)DEG		OUT REG = 10 DEG		SPREADER = 0.0 IN		P WB(in)= 1.80 in H20		P WB(out)= 1.20 in H20		FURNACE P= 0.00 in H20		COAL P= 3.80 in H20											
MILL IN= 267 F		MILL OUT= 152 F		T WB(in)= 527 F		T WB(out)= 466 F		SAMPLE=1008 F		EXIT 1=1490 F		EXIT 2=1501 F		EXIT 3=1523 F		EXIT 4=1544 F		EXIT 5=1487 F		EXIT 6=1515 F		EXIT(sp)= 1481 F					
SORBENT LBS/HR= 0		SORBENT VELOCITY= 0 FT/SEC		SORBENT AIR FLOW= 0 SCFM		[Ca]/[S]= 0.00																					
VALID DATA POINT # 14		ELAPSED TIME, MIN 5		RECORD ON TRK 0		FILE 25																					
873	16:17:41	58.4	9772		2096	2189	2162	2124	2201	0	10772	2096	2124	2162	1095	1095	1101	1101	0.21	0.43	0.65	1.10	2.0	30.0	16.6	210.0	0.0
					143	513	461	466	503	493	498												0.0	33.2	18.3	232.1	0.0
0	0.0	58.3			346	651	640	653	649	559		72	61	56	92	96	95	96					3.0	28.4	15.7	198.9	0.0
K-TRON=4700 LBS/HR		SLEEVE = 0.0 in		IN REG= 55 (CW)DEG		OUT REG = 10 DEG		SPREADER = 0.0 IN		P WB(in)= 0.70 in H20		P WB(out)= 1.00 in H20		FURNACE P= 0.00 in H20		COAL P= 3.80 in H20											
MILL IN= 266 F		MILL OUT= 154 F		T WB(in)= 513 F		T WB(out)= 461 F		SAMPLE=1003 F		EXIT 1=1524 F		EXIT 2=1543 F		EXIT 3=1578 F		EXIT 4=1578 F		EXIT 5=1535 F		EXIT 6=1552 F		EXIT(sp)= 1512 F					
SORBENT LBS/HR= 0		SORBENT VELOCITY= 0 FT/SEC		SORBENT AIR FLOW= 0 SCFM		[Ca]/[S]= 0.00																					
VALID DATA POINT # 15		ELAPSED TIME, MIN 5		RECORD ON TRK 0		FILE 26																					
894	16:32:22	60.6	10129		2055	2551	2462	2463	2568	0	12099	2055	2463	2462	1276	1276	1284	1284	0.20	0.45	0.69	1.19	3.5	25.0	15.0	305.0	0.0
					145	531	473	471	511	502	504												0.0	30.0	18.0	366.0	0.0
0	0.0	58.3			350	649	639	650	647	566		71	72	65	108	113	112	113					3.0	25.7	15.4	313.7	0.0
K-TRON=4700 LBS/HR		SLEEVE = 0.0 in		IN REG= 55 (CW)DEG		OUT REG = 10 DEG		SPREADER = 0.0 IN		P WB(in)= 1.20 in H20		P WB(out)= 1.40 in H20		FURNACE P= 0.00 in H20		COAL P= 3.80 in H20											
MILL IN= 272 F		MILL OUT= 157 F		T WB(in)= 531 F		T WB(out)= 473 F		SAMPLE=1013 F		EXIT 1=1485 F		EXIT 2=1496 F		EXIT 3=1547 F		EXIT 4=1541 F		EXIT 5=1469 F		EXIT 6=1520 F		EXIT(sp)= 1472 F					
SORBENT LBS/HR= 0		SORBENT VELOCITY= 0 FT/SEC		SORBENT AIR FLOW= 0 SCFM		[Ca]/[S]= 0.00		BASELINE - STAGED																			
VALID DATA POINT # 16		ELAPSED TIME, MIN 5		RECORD ON TRK 0		FILE 27																					
910	16:43:55	60.2	10065		2022	3020	3112	3142	3154	0	14451	2022	3142	3112	1510	1510	1577	1577	0.20	0.51	0.82	1.44	6.5	22.0	12.4	445.0	0.0
					145	535	476	477	502	504	511												0.0	31.9	18.0	644.5	0.0
0	0.0	58.3			344	644	635	645	642	560		70	93	82	129	132	130	129					3.0	27.3	15.4	552.4	0.0
K-TRON=4700 LBS/HR		SLEEVE = 0.0 in		IN REG= 55 (CW)DEG		OUT REG = 10 DEG		SPREADER = 0.0 IN		P WB(in)= 2.00 in H20		P WB(out)= 2.10 in H20		FURNACE P= 0.00 in H20		COAL P= 3.80 in H20											
MILL IN= 270 F		MILL OUT= 157 F		T WB(in)= 535 F		T WB(out)= 476 F		SAMPLE=1049 F		EXIT 1=1484 F		EXIT 2=1491 F		EXIT 3=1473 F		EXIT 4=1531 F		EXIT 5=1432 F		EXIT 6=1503 F		EXIT(sp)= 1481 F					
SORBENT LBS/HR= 0		SORBENT VELOCITY= 0 FT/SEC		SORBENT AIR FLOW= 0 SCFM		[Ca]/[S]= 0.00		HIGH EXCESS AIR																			
VALID DATA POINT # 17		ELAPSED TIME, MIN 5		RECORD ON TRK 0		FILE 28																					
919	16:50:08	60.8	10162		2027	2770	2866	2989	2925	0	13497	2027	2989	2866	1385	1385	1463	1463	0.20	0.49	0.77	1.33	5.3	25.0	13.4	440.0	0.0
					145	535	476	475	502	502	507												0.0	33.4	17.9	588.5	0.0
0	0.0	58.3			346	641	633	645	640	552		70	86	76	118	121	120	129					3.0	28.7	15.4	504.5	0.0
K-TRON=4700 LBS/HR		SLEEVE = 0.0 in		IN REG= 55 (CW)DEG		OUT REG = 10 DEG		SPREADER = 0.0 IN		P WB(in)= 2.00 in H20		P WB(out)= 2.00 in H20		FURNACE P= 0.00 in H20		COAL P= 3.80 in H20											
MILL IN= 268 F		MILL OUT= 156 F		T WB(in)= 535 F		T WB(out)= 476 F		SAMPLE=1047 F		EXIT 1=1496 F		EXIT 2=1507 F		EXIT 3=1548 F		EXIT 4=1553 F		EXIT 5=1491 F		EXIT 6=1523 F		EXIT(sp)= 1499 F					
SORBENT LBS/HR= 0		SORBENT VELOCITY= 0 FT/SEC		SORBENT AIR FLOW= 0 SCFM		[Ca]/[S]= 0.00																					
VALID DATA POINT # 18		ELAPSED TIME, MIN 5		RECORD ON TRK 0		FILE 108																					

DATE : 05-23-96 | TER DIA : 8
SYSTEM : LWSS INS | SPREADER : IMPELLER
BURNER : DMB 60 | OFA LOCATN : NONE
FUEL : UTAH 5.22 | OIL CHECK : -0.74

PT#	TIME	LOAD MBTU/HR CALC MEAS	TA SCFM	PRIM	V-2	V-7	V-4	V-5	V-6	TOTAL	PRIM	SEC1	SEC2	TER1	TER2	TER3	TER4	PRIM	SEC1	SEC2	TOTAL	O2	CO	CO2	NO	SO2
	OIL					FLOW SCFM								FLOW SCFM					SR (CUM)						MEASURED	
(I)	LOAD					TEMP (F)								TEMP (F) VELOCITY (FT/SEC)											CORR TO 0% O2 CORR TO 3% O2	
378	12:35:11	60.1	10859	1968	429	4472	4499	715	0	12082	1968	4499	4472	214	214	357	357	0.20	0.64	1.09	1.20	3.6	20.0	15.0	675.0	0.0
											149	544	527	394	405	439	438					0.0	24.1	18.1	814.7	0.0
0	0.0	56.4		387	615	657	665	625	603		68	134	125	17	17	29	29					3.0	20.7	15.5	698.3	0.0
K-TRON=4550 LBS/HR SLEEVE = 0.0 in IN REG= 35 (CCW)DEG OUT REG = 30 DEG SPREADER =-2.0 IN P WB(in)= 4.10 in H20 P WB(out)= 15.80 in H20 FURNACE P= 0.06 in H20 COAL P= 4.10 in H20																										
MILL IN= 331 F MILL OUT= 162 F T WB(in)= 544 F T WB(out)= 527 F SAMPLE=1019 F EXIT 1=1561 F EXIT 2=1520 F EXIT 3=1551 F EXIT 4=1567 F EXIT 5=1543 F EXIT 6=1544 F EXIT(sp)= 1546 F																										
SORBENT LBS/HR= 0 SORBENT VELOCITY= 0 FT/SEC SORBENT AIR FLOW= 0 SCFM [Ca]/[S]= 0.00																										
VALID DATA POINT # 1 ELAPSED TIME, MIN 8 RECORD ON TRK 0 FILE 30																										
406	12:52:14	61.2	10243	2025	425	4484	4451	714	0	12100	2025	4451	4484	213	213	357	357	0.20	0.63	1.07	1.18	3.3	22.0	15.2	615.0	0.0
											150	552	528	386	398	440	435					0.0	26.1	18.0	729.7	0.0
0	0.0	56.4		379	604	656	665	617	593		70	134	125	16	17	29	29					3.0	22.4	15.5	625.4	0.0
K-TRON=4550 LBS/HR SLEEVE = 0.0 in IN REG= 45 (CCW)DEG OUT REG = 30 DEG SPREADER =-2.0 IN P WB(in)= 9.40 in H20 P WB(out)= 3.60 in H20 FURNACE P= 0.00 in H20 COAL P= 4.10 in H20																										
MILL IN= 326 F MILL OUT= 163 F T WB(in)= 552 F T WB(out)= 528 F SAMPLE=1027 F EXIT 1=1584 F EXIT 2=1538 F EXIT 3=1566 F EXIT 4=1595 F EXIT 5=1531 F EXIT 6=1573 F EXIT(sp)= 1568 F																										
SORBENT LBS/HR= 0 SORBENT VELOCITY= 0 FT/SEC SORBENT AIR FLOW= 0 SCFM [Ca]/[S]= 0.00 BASELINE - UNSTAGED																										
VALID DATA POINT # 2 ELAPSED TIME, MIN 4 RECORD ON TRK 0 FILE 31																										
517	14:00:25	61.4	10265	1959	2679	2411	2480	2663	0	12193	1959	2480	2411	1340	1340	1332	1332	0.19	0.43	0.67	1.19	3.4	25.0	15.2	260.0	0.0
											148	536	492	487	518	510	515					0.0	29.0	18.1	310.2	0.0
0	0.0	58.3		368	661	650	660	647	586		68	73	65	115	119	118	118					3.0	25.6	15.5	265.9	0.0
K-TRON=4700 LBS/HR SLEEVE = 0.0 in IN REG= 55 (CW)DEG OUT REG = 10 DEG SPREADER = 0.0 IN P WB(in)= 1.10 in H20 P WB(out)= 1.20 in H20 FURNACE P= 0.00 in H20 COAL P= 3.80 in H20																										
MILL IN= 315 F MILL OUT= 159 F T WB(in)= 536 F T WB(out)= 492 F SAMPLE=1032 F EXIT 1=1553 F EXIT 2=1546 F EXIT 3=1590 F EXIT 4=1568 F EXIT 5=1527 F EXIT 6=1549 F EXIT(sp)= 1524 F																										
SORBENT LBS/HR= 0 SORBENT VELOCITY= 0 FT/SEC SORBENT AIR FLOW= 0 SCFM [Ca]/[S]= 0.00 BASELINE - STAGED																										
VALID DATA POINT # 3 ELAPSED TIME, MIN 7 RECORD ON TRK 0 FILE 32																										
549	14:20:54	61.2	10233	1937	2568	2511	2600	2539	0	12155	1937	2600	2511	1284	1284	1269	1269	0.19	0.44	0.69	1.19	3.4	25.0	15.0	260.0	0.0
											150	537	491	483	521	506	510					0.0	29.0	17.9	310.2	0.0
0	0.0	58.3		368	659	650	660	645	581		67	77	67	110	115	112	112					3.0	25.6	15.3	265.9	0.0
K-TRON=4700 LBS/HR SLEEVE = 0.0 in IN REG= 55 (CW)DEG OUT REG = 10 DEG SPREADER = 0.0 IN P WB(in)= 1.40 in H20 P WB(out)= 1.40 in H20 FURNACE P= 0.05 in H20 COAL P= 3.80 in H20																										
MILL IN= 319 F MILL OUT= 162 F T WB(in)= 537 F T WB(out)= 491 F SAMPLE=1027 F EXIT 1=1536 F EXIT 2=1538 F EXIT 3=1578 F EXIT 4=1575 F EXIT 5=1517 F EXIT 6=1552 F EXIT(sp)= 1507 F																										
SORBENT LBS/HR= 0 SORBENT VELOCITY= 0 FT/SEC SORBENT AIR FLOW= 0 SCFM [Ca]/[S]= 0.00 BASELINE - STAGED																										
VALID DATA POINT # 4 ELAPSED TIME, MIN 5 RECORD ON TRK 0 FILE 33																										
604	14:53:16	60.7	10146	2031	3140	1841	1984	3123	0	12119	2031	1984	1841	1570	1570	1561	1561	0.20	0.40	0.58	1.19	3.5	25.0	15.2	240.0	0.0
											151	491	477	497	523	512	521					0.0	30.0	18.2	288.0	0.0
0	0.0	55.8		362	658	644	654	644	570		71	56	49	137	140	138	139					3.0	25.7	15.6	246.9	0.0
K-TRON=4500 LBS/HR SLEEVE = 0.0 in IN REG= 55 (CW)DEG OUT REG = 10 DEG SPREADER = 0.0 IN P WB(in)= 0.70 in H20 P WB(out)= 0.80 in H20 FURNACE P= 0.04 in H20 COAL P= 3.80 in H20																										
MILL IN= 314 F MILL OUT= 165 F T WB(in)= 491 F T WB(out)= 477 F SAMPLE=1035 F EXIT 1=1571 F EXIT 2=1552 F EXIT 3=1615 F EXIT 4=1595 F EXIT 5=1543 F EXIT 6=1577 F EXIT(sp)= 1556 F																										
SORBENT LBS/HR= 0 SORBENT VELOCITY= 0 FT/SEC SORBENT AIR FLOW= 0 SCFM [Ca]/[S]= 0.00 LOW SRB																										
VALID DATA POINT # 5 ELAPSED TIME, MIN 7 RECORD ON TRK 0 FILE 34																										
636	15:13:52	60.3	10080	1997	2778	2367	2218	2747	0	12108	1997	2218	2367	1389	1389	1374	1374	0.20	0.42	0.65	1.20	3.6	20.0	15.0	250.0	0.0
											150	505	474	491	516	507	514					0.0	24.1	18.1	301.7	0.0
0	0.0	55.8		363	658	646	656	643	571		69	63	62	120	123	121	122					3.0	20.7	15.5	258.6	0.0
K-TRON=4500 LBS/HR SLEEVE = 0.0 in IN REG= 55 (CW)DEG OUT REG = 10 DEG SPREADER = 0.0 IN P WB(in)= 0.90 in H20 P WB(out)= 1.10 in H20 FURNACE P= 0.10 in H20 COAL P= 3.80 in H20																										
MILL IN= 311 F MILL OUT= 162 F T WB(in)= 505 F T WB(out)= 474 F SAMPLE=1021 F EXIT 1=1492 F EXIT 2=1513 F EXIT 3=1551 F EXIT 4=1533 F EXIT 5=1499 F EXIT 6=1522 F EXIT(sp)= 1463 F																										
SORBENT LBS/HR= 0 SORBENT VELOCITY= 0 FT/SEC SORBENT AIR FLOW= 0 SCFM [Ca]/[S]= 0.00 SRB ADJ.																										
VALID DATA POINT # 6 ELAPSED TIME, MIN 5 RECORD ON TRK 0 FILE 35																										

DATE : 05-23-86 TIER DIA : 8
SYSTEM : LWS INS SPREADER : IMPELLER
BURNER : DME 60 OFA LOCATN : NONE
FUEL : UTAH 1.2 COL CHECK : -0.7%

PT#	TIME	LOAD MBTU/HR CALC	TA	PRIM	V-2	V-7	V-4	V-5	V-6	TOTAL	PRIM	SEC1	SEC2	TER1	TER2	TER3	TER4	PRIM	SEC1	SEC2	TOTAL	O2	CO	CO2	NO	SO2
OIL (%)	LOAD	MEAS	SCFM	FLOW SCFM TEMP (F)							FLOW SCFM TEMP (F) VELOCITY (FT/SEC)							SR (CUM)				MEASURED CORR TO 0% O2 CORR TO 3% O2					
684	15:42:43	60.7	10159	1929	2043	2947	3135	2080	0	12134	1929	3135	2947	1022	1022	1040	1040	0.19	0.58	0.79	1.19	3.5	19.0	15.4	330.0	0.0
											150	549	495	466	507	494	503					0.0	22.8	18.5	396.0	0.0
0	0.0	55.8		376	654	650	662	641	571		67	94	79	86	98	90	91					3.0	19.5	15.8	339.4	0.0
K-TRON=4500 LBS/HR SLEEVE = 0.0 in IN REG= 55 (CW) DEG OUT REG = 10 DEG SPREADER = 0.0 IN P WB(in)= 2.00 in H20 P WB(out)= 2.00 in H20 FURNACE P= 0.00 in H20 COAL P= 3.80 in H20																										
MILL IN= 317 F MILL OUT= 165 F T WB(in)= 549 F T WB(out)= 495 F SAMPLE=1027 F EXIT 1=1533 F EXIT 2=1523 F EXIT 3=1563 F EXIT 4=1550 F EXIT 5=1495 F EXIT 6=1533 F EXIT(sp)= 1514 F																										
SORBENT LBS/HR= 0 SORBENT VELOCITY= 0 FT/SEC SORBENT AIR FLOW= 0 SCFM [Ca]/[S]= 0.00 SRB ADJ.																										
VALID DATA POINT # 7 ELAPSED TIME, MIN 8 RECORD ON TRK 0 FILE 36																										
706	15:56:40	60.5	10118	1984	1146	4036	3915	1085	0	12086	1984	3915	4036	573	573	542	542	0.19	0.58	0.97	1.19	3.5	19.0	15.6	550.0	0.0
											150	559	499	430	469	442	495					0.0	22.8	18.7	660.0	0.0
0	0.0	55.8		373	639	654	664	632	568		66	118	109	46	48	44	47					3.0	19.5	16.0	565.7	0.0
K-TRON=4500 LBS/HR SLEEVE = 0.0 in IN REG= 55 (CW) DEG OUT REG = 10 DEG SPREADER = 0.0 IN P WB(in)= 3.80 in H20 P WB(out)= 3.90 in H20 FURNACE P= 0.00 in H20 COAL P= 3.80 in H20																										
MILL IN= 322 F MILL OUT= 163 F T WB(in)= 559 F T WB(out)= 499 F SAMPLE=1028 F EXIT 1=1512 F EXIT 2=1550 F EXIT 3=1595 F EXIT 4=1580 F EXIT 5=1543 F EXIT 6=1555 F EXIT(sp)= 1473 F																										
SORBENT LBS/HR= 0 SORBENT VELOCITY= 0 FT/SEC SORBENT AIR FLOW= 0 SCFM [Ca]/[S]= 0.00 HIGH SRB																										
VALID DATA POINT # 8 ELAPSED TIME, MIN 6 RECORD ON TRK 0 FILE 37																										
723	16:07:49	60.0	10029	1921	1066	3818	3694	1031	0	11530	1921	3694	3818	533	533	515	515	0.19	0.56	0.94	1.15	2.8	20.0	16.2	520.0	0.0
											151	560	499	429	468	439	487					0.0	23.1	18.7	600.0	0.0
0	0.0	55.8		365	637	653	664	630	567		67	112	103	43	45	42	44					3.0	19.8	16.0	514.3	0.0
K-TRON=4500 LBS/HR SLEEVE = 0.0 in IN REG= 55 (CW) DEG OUT REG = 10 DEG SPREADER = 0.0 IN P WB(in)= 3.40 in H20 P WB(out)= 3.50 in H20 FURNACE P= 0.00 in H20 COAL P= 3.80 in H20																										
MILL IN= 314 F MILL OUT= 163 F T WB(in)= 560 F T WB(out)= 499 F SAMPLE=1011 F EXIT 1=1522 F EXIT 2=1566 F EXIT 3=1611 F EXIT 4=1595 F EXIT 5=1524 F EXIT 6=1571 F EXIT(sp)= 1476 F																										
SORBENT LBS/HR= 0 SORBENT VELOCITY= 0 FT/SEC SORBENT AIR FLOW= 0 SCFM [Ca]/[S]= 0.00 HIGH SRB - SRT=1.15																										
VALID DATA POINT # 9 ELAPSED TIME, MIN 5 RECORD ON TRK 0 FILE 38																										
747	16:23:43	61.2	10238	1863	1887	3810	3110	1981	0	11770	1863	3110	3010	903	903	990	990	0.18	0.49	0.78	1.15	2.8	20.0	16.2	320.0	0.0
											150	550	492	454	498	487	494					0.0	23.1	18.7	369.2	0.0
0	0.0	55.8		372	646	649	660	636	564		65	93	81	75	79	85	86					3.0	19.8	16.0	316.5	0.0
K-TRON=4500 LBS/HR SLEEVE = 0.0 in IN REG= 55 (CW) DEG OUT REG = 10 DEG SPREADER = 0.0 IN P WB(in)= 2.10 in H20 P WB(out)= 2.10 in H20 FURNACE P= 0.00 in H20 COAL P= 3.80 in H20																										
MILL IN= 316 F MILL OUT= 162 F T WB(in)= 550 F T WB(out)= 492 F SAMPLE=1016 F EXIT 1=1542 F EXIT 2=1541 F EXIT 3=1592 F EXIT 4=1569 F EXIT 5=1502 F EXIT 6=1531 F EXIT(sp)= 1524 F																										
SORBENT LBS/HR= 0 SORBENT VELOCITY= 0 FT/SEC SORBENT AIR FLOW= 0 SCFM [Ca]/[S]= 0.00 SRB ADJ. - SRT=1.15																										
VALID DATA POINT # 10 ELAPSED TIME, MIN 3 RECORD ON TRK 0 FILE 39																										
770	16:38:51	58.6	9794	1872	2302	2356	2540	2251	0	11320	1872	2540	2356	1151	1151	1125	1125	0.19	0.45	0.69	1.16	2.9	20.0	16.0	230.0	0.0
											150	537	489	472	512	496	503					0.0	23.2	18.6	266.9	0.0
0	0.0	55.8		347	652	644	657	642	564		65	75	63	98	102	98	99					3.0	19.9	15.9	228.7	0.0
K-TRON=4500 LBS/HR SLEEVE = 0.0 in IN REG= 55 (CW) DEG OUT REG = 10 DEG SPREADER = 0.0 IN P WB(in)= 1.10 in H20 P WB(out)= 1.20 in H20 FURNACE P= 0.00 in H20 COAL P= 3.80 in H20																										
MILL IN= 305 F MILL OUT= 163 F T WB(in)= 537 F T WB(out)= 489 F SAMPLE=1020 F EXIT 1=1562 F EXIT 2=1584 F EXIT 3=1633 F EXIT 4=1616 F EXIT 5=1566 F EXIT 6=1592 F EXIT(sp)= 1506 F																										
SORBENT LBS/HR= 0 SORBENT VELOCITY= 0 FT/SEC SORBENT AIR FLOW= 0 SCFM [Ca]/[S]= 0.00 SRB ADJ. - SRT=1.15																										
VALID DATA POINT # 11 ELAPSED TIME, MIN 6 RECORD ON TRK 0 FILE 40																										
780	16:45:22	59.6	9964	1929	2805	1903	2045	2896	0	11579	1929	2045	1903	1403	1403	1448	1448	0.19	0.40	0.59	1.16	3.0	21.0	16.0	220.0	0.0
											150	514	479	487	516	504	517					0.0	24.5	18.7	256.7	0.0
0	0.0	55.8		343	655	641	652	646	566		67	59	50	121	125	127	129					3.0	21.0	16.0	220.0	0.0
K-TRON=4500 LBS/HR SLEEVE = 0.0 in IN REG= 55 (CW) DEG OUT REG = 10 DEG SPREADER = 0.0 IN P WB(in)= 0.60 in H20 P WB(out)= 0.80 in H20 FURNACE P= 0.00 in H20 COAL P= 3.80 in H20																										
MILL IN= 298 F MILL OUT= 163 F T WB(in)= 514 F T WB(out)= 479 F SAMPLE=1040 F EXIT 1=1552 F EXIT 2=1540 F EXIT 3=1630 F EXIT 4=1595 F EXIT 5=1533 F EXIT 6=1572 F EXIT(sp)= 1503 F																										
SORBENT LBS/HR= 0 SORBENT VELOCITY= 0 FT/SEC SORBENT AIR FLOW= 0 SCFM [Ca]/[S]= 0.00 LOW SRB - SRT=1.15																										
VALID DATA POINT # 12 ELAPSED TIME, MIN 4 RECORD ON TRK 0 FILE 41																										

DATE	: 05-27-86	TER DIA	: 8
SYSTEM	: LOWS ONS	SPREADER	: IMPELLER
BURNER	: DMB 60	OFA LOCATN	: NONE
FUEL	: UTAH12	OIL CHECK	: 2.82

PT#	TIME	LOAD MBTU/HR CALC	TA SCFM	PRIM	V-2	V-7	V-4	V-5	V-6	TOTAL	PRIM	SEC1	SEC2	TER1	TER2	TER3	TER4	PRIM	SEC1	SEC2	TOTAL	O2	CO	CO2	NO	SO2
	OIL						FLOW SCFM							FLOW SCFM					SR (CUM)					MEASURED		
(%)	LOAD	MEAS					TEMP (F)							TEMP (F)										CORR TO 0% O2		
														VELOCITY (FT/SEC)										CORR TO 3% O2		
244	10:55:45	61.4	10272	1974	442	4632	4662	559	0	12270	1974	4662	4632	221	221	280	280	0.19	0.65	1.10	1.19	3.5	23.0	15.2	650.0	0.0
											153	540	76	395	407	427	433					0.0	27.6	18.2	780.0	0.0
0	0.0	55.8		357	682	645	652	614	586		69	138	78	17	17	23	23					3.0	23.7	15.6	668.6	0.0
K-TRON=4500 LBS/HR			SLEEVE = 0.0 in		IN REG= 45 (CCW) DEG				OUT REG = 30 DEG		SPREADER =-2.0 IN			P WB(in)= 10.50 in H2O				P WB(out)= 4.10 in H2O			FURNACE P= 0.14 in H2O			COAL P= 4.80 in H2O		
MILL IN= 76 F			MILL OUT= 161 F	T WB(in)= 540 F			T WB(out)= 76 F			SAMPLE=1023 F	EXIT 1=1572 F			EXIT 2=1526 F			EXIT 3=1571 F	EXIT 4=1566 F			EXIT 5=1543 F			EXIT 6=1527 F		EXIT(sp)= 1527 F	
SORBENT LBS/HR= 0			SORBENT VELOCITY= 0 FT/SEC				SORBENT AIR FLOW= 0 SCFM				[Ca]/[S]= 0.00			BASELINE - UNSTAGED													
VALID DATA POINT 0 1			ELAPSED TIME, MIN 8				RECORD ON TRK 0			FILE 42																	
249	11:00:55	64.2	10737	1993	453	4630	4618	583	0	12277	1993	4618	4630	227	227	291	291	0.19	0.62	1.05	1.14	2.7	23.0	16.0	620.0	0.0
											153	539	76	400	411	429	431					0.0	26.4	18.4	711.5	0.0
0	0.0	55.8		357	599	645	653	614	585		70	137	78	18	18	24	24					3.0	22.6	15.7	609.8	0.0
K-TRON=4500 LBS/HR			SLEEVE = 0.0 in		IN REG= 45 (CCW) DEG				OUT REG = 30 DEG		SPREADER =-2.0 IN			P WB(in)= 10.50 in H2O				P WB(out)= 4.10 in H2O			FURNACE P= 0.14 in H2O			COAL P= 4.80 in H2O		
MILL IN= 76 F			MILL OUT= 160 F	T WB(in)= 539 F			T WB(out)= 76 F			SAMPLE=1030 F	EXIT 1=1598 F			EXIT 2=1565 F			EXIT 3=1595 F	EXIT 4=1612 F			EXIT 5=1584 F			EXIT 6=1573 F		EXIT(sp)= 1564 F	
SORBENT LBS/HR= 0			SORBENT VELOCITY= 0 FT/SEC				SORBENT AIR FLOW= 0 SCFM				[Ca]/[S]= 0.00			EXCESS AIR													
VALID DATA POINT 0 2			ELAPSED TIME, MIN 5				RECORD ON TRK 0			FILE 43																	
280	11:19:05	60.2	10062	2056	421	4554	4516	540	0	12087	2056	4516	4554	210	210	270	270	0.20	0.65	1.11	1.20	3.6	21.0	15.0	640.0	0.0
											152	541	76	397	399	420	425					0.0	25.3	18.1	772.4	0.0
0	0.0	54.6		351	599	645	654	609	583		72	134	69	16	16	22	22					3.0	21.7	15.5	662.1	0.0
K-TRON=4400 LBS/HR			SLEEVE = 0.0 in		IN REG= 45 (CCW) DEG				OUT REG = 30 DEG		SPREADER =-2.0 IN			P WB(in)= 9.80 in H2O				P WB(out)= 3.80 in H2O			FURNACE P= 0.13 in H2O			COAL P= 4.10 in H2O		
MILL IN= 76 F			MILL OUT= 160 F	T WB(in)= 541 F			T WB(out)= 76 F			SAMPLE=1018 F	EXIT 1=1544 F			EXIT 2=1515 F			EXIT 3=1540 F	EXIT 4=1556 F			EXIT 5=1512 F			EXIT 6=1513 F		EXIT(sp)= 1514 F	
SORBENT LBS/HR= 0			SORBENT VELOCITY= 0 FT/SEC				SORBENT AIR FLOW= 0 SCFM				[Ca]/[S]= 0.00			BASELINE - UNSTAGED													
VALID DATA POINT 0 3			ELAPSED TIME, MIN 7				RECORD ON TRK 0			FILE 55																	
305	11:34:38	59.8	9862	2091	0	4187	4093	581	0	10871	2091	4093	4187	0	0	250	250	0.21	0.63	1.05	1.10	2.0	27.0	16.4	520.0	0.0
											152	538	76	392	396	416	420					0.0	29.8	18.1	574.7	0.0
0	0.0	54.6		339	594	650	658	607	580		73	121	63	0	0	20	20					3.0	25.6	15.5	492.6	0.0
K-TRON=4400 LBS/HR			SLEEVE = 0.0 in		IN REG= 45 (CCW) DEG				OUT REG = 30 DEG		SPREADER =-2.0 IN			P WB(in)= 7.80 in H2O				P WB(out)= 3.20 in H2O			FURNACE P= 0.11 in H2O			COAL P= 4.10 in H2O		
MILL IN= 76 F			MILL OUT= 161 F	T WB(in)= 538 F			T WB(out)= 76 F			SAMPLE= 998 F	EXIT 1=1549 F			EXIT 2=1527 F			EXIT 3=1535 F	EXIT 4=1560 F			EXIT 5=1521 F			EXIT 6=1529 F		EXIT(sp)= 1526 F	
SORBENT LBS/HR= 0			SORBENT VELOCITY= 0 FT/SEC				SORBENT AIR FLOW= 0 SCFM				[Ca]/[S]= 0.00			LOW EXCESS AIR													
VALID DATA POINT 0 4			ELAPSED TIME, MIN 6				RECORD ON TRK 0			FILE 46																	
324	11:44:33	60.5	10126	2069	449	4980	4801	592	0	12811	2069	4801	4980	224	224	296	296	0.20	0.68	1.16	1.27	4.5	28.0	14.2	665.0	0.0
											150	541	75	394	400	425	428					0.0	25.5	18.1	846.4	0.0
0	0.0	54.6		348	596	644	652	608	583		72	143	74	17	18	24	24					3.0	21.8	15.5	725.5	0.0
K-TRON=4400 LBS/HR			SLEEVE = 0.0 in		IN REG= 45 (CCW) DEG				OUT REG = 30 DEG		SPREADER =-2.0 IN			P WB(in)= 11.50 in H2O				P WB(out)= 4.00 in H2O			FURNACE P= 0.14 in H2O			COAL P= 4.10 in H2O		
MILL IN= 75 F			MILL OUT= 160 F	T WB(in)= 541 F			T WB(out)= 75 F			SAMPLE=1045 F	EXIT 1=1549 F			EXIT 2=1519 F			EXIT 3=1552 F	EXIT 4=1551 F			EXIT 5=1493 F			EXIT 6=1522 F		EXIT(sp)= 1515 F	
SORBENT LBS/HR= 0			SORBENT VELOCITY= 0 FT/SEC				SORBENT AIR FLOW= 0 SCFM				[Ca]/[S]= 0.00			EXCESS AIR													
VALID DATA POINT 0 5			ELAPSED TIME, MIN 7				RECORD ON TRK 0			FILE 47																	
331	11:54:33	56.3	9420	2026	470	5090	4972	612	0	13170	2026	4972	5090	235	235	306	306	0.22	0.74	1.28	1.40	6.1	19.0	12.4	645.0	0.0
											152	537	76	398	405	424	429					0.0	26.8	17.5	909.1	0.0
0	0.0	54.6		343	594	639	646	604	582		71	147	77	18	18	25	25					3.0	23.0	15.0	779.2	0.0
K-TRON=4400 LBS/HR			SLEEVE = 0.0 in		IN REG= 45 (CCW) DEG				OUT REG = 30 DEG		SPREADER =-2.0 IN			P WB(in)= 12.20 in H2O				P WB(out)= 4.30 in H2O			FURNACE P= 0.17 in H2O			COAL P= 4.10 in H2O		
MILL IN= 76 F			MILL OUT= 160 F	T WB(in)= 537 F			T WB(out)= 76 F			SAMPLE=1024 F	EXIT 1=1538 F			EXIT 2=1521 F			EXIT 3=1534 F	EXIT 4=1543 F			EXIT 5=1521 F			EXIT 6=1514 F		EXIT(sp)= 1502 F	
SORBENT LBS/HR= 0			SORBENT VELOCITY= 0 FT/SEC				SORBENT AIR FLOW= 0 SCFM				[Ca]/[S]= 0.00			HIGH EXCESS AIR													
VALID DATA POINT 0 6			ELAPSED TIME, MIN 5				RECORD ON TRK 0			FILE 48																	

DATE	: 05-27-86	TER DIA	: 8
SYSTEM	: LWS INS	SPREADER	: IMPELLER
BURNER	: DMR 60	OFA LOCATN	: NONE
FUEL	: WYODAK	O2 CHECK	: 2.82

PT#	TIME	LOAD	MBTU/HR	TA	PRIM	V-2	V-7	V-4	V-5	V-6	TOTAL	PRIM	SEC1	SEC2	TER1	TER2	TER3	TER4	PRIM	SEC1	SEC2	TOTAL	O2	CO	CO2	NO	SO2
	OIL		CALC	SCFM				FLOW SCFM												SR (CUM)						MEASURED	
(%)	LOAD		MEAS					TEMP (F)								VELOCITY (FT/SEC)										CORR TO 0% O2	
																										CORR TO 3% O2	
707	15:36:09	60.3	9345		1874	2394	2269	2389	2392	0	11237	1874	2389	2269	1197	1197	1196	1196	0.20	0.45	0.69	1.20	3.6	38.0	15.4	455.0	0.0
												136	486	487	478	506	506	507					0.0	45.9	18.6	549.1	0.0
0	0.0	63.2			777	655	645	655	636	519		64	65	61	102	105	105	105					3.0	39.3	15.9	470.7	0.0
K-TRON=6500 LBS/HR			SLEEVE = 0.0 in		IN REG= 55 (CW)DEG				OUT REG = 10 DEG			SPREADER = 0.0 IN			P WB(in)= 1.00 in H2O				P WB(out)= 1.10 in H2O			FURNACE P= 0.14 in H2O			COAL P= 3.60 in H2O		
MILL IN= 642 F			MILL OUT= 135 F		T WB(in)= 486 F			T WB(out)= 487 F			SAMPLE=1055 F	EXIT 1=1548 F			EXIT 2=1582 F		EXIT 3=1555 F		EXIT 4=1585 F		EXIT 5=1546 F		EXIT 6=1560 F		EXIT(sp)= 1484 F		
SORBENT LBS/HR= 0			SORBENT VELOCITY= 0 FT/SEC					SORBENT AIR FLOW= 0 SCFM				(Ca)/(S)= 0.00			BASELINE - STAGED W/WYODAK												
VALID DATA POINT 0 7			ELAPSED TIME, MIN 6					RECORD ON TRK 0			FILE 49																
722	15:45:48	59.7	9242		1874	2089	2014	1948	2044	0	9889	1874	1948	2014	1005	1005	1022	1022	0.20	0.41	0.63	1.07	1.4	40.0	17.8	380.0	0.0
												136	480	481	471	505	506	505					0.0	42.9	19.1	321.4	0.0
0	0.0	63.2			777	662	651	662	647	514		64	54	53	85	88	90	90					3.0	36.7	16.3	275.5	0.0
K-TRON=6500 LBS/HR			SLEEVE = 0.0 in		IN REG= 55 (CW)DEG				OUT REG = 10 DEG			SPREADER = 0.0 IN			P WB(in)= 0.50 in H2O				P WB(out)= 1.00 in H2O			FURNACE P= 0.09 in H2O			COAL P= 3.60 in H2O		
MILL IN= 642 F			MILL OUT= 134 F		T WB(in)= 480 F			T WB(out)= 481 F			SAMPLE=1011 F	EXIT 1=1541 F			EXIT 2=1586 F		EXIT 3=1598 F		EXIT 4=1608 F		EXIT 5=1584 F		EXIT 6=1578 F		EXIT(sp)= 1507 F		
SORBENT LBS/HR= 0			SORBENT VELOCITY= 0 FT/SEC					SORBENT AIR FLOW= 0 SCFM				(Ca)/(S)= 0.00			LOW EXCESS AIR												
VALID DATA POINT 0 8			ELAPSED TIME, MIN 5					RECORD ON TRK 0			FILE 50																
750	16:05:44	57.2	8863		1878	2164	2083	2103	2138	0	10366	1878	2103	2083	1082	1082	1069	1069	0.21	0.45	0.68	1.17	3.1	36.0	15.6	420.0	0.0
												134	484	485	472	506	506	506					0.0	42.2	18.3	492.7	0.0
0	0.0	63.2			776	662	650	661	644	517		64	59	56	92	95	94	94					3.0	36.2	15.7	422.3	0.0
K-TRON=6500 LBS/HR			SLEEVE = 0.0 in		IN REG= 55 (CW)DEG				OUT REG = 10 DEG			SPREADER = 0.0 IN			P WB(in)= 0.70 in H2O				P WB(out)= 1.00 in H2O			FURNACE P= 0.12 in H2O			COAL P= 3.60 in H2O		
MILL IN= 640 F			MILL OUT= 132 F		T WB(in)= 484 F			T WB(out)= 485 F			SAMPLE=1039 F	EXIT 1=1546 F			EXIT 2=1578 F		EXIT 3=1572 F		EXIT 4=1581 F		EXIT 5=1559 F		EXIT 6=1563 F		EXIT(sp)= 1477 F		
SORBENT LBS/HR= 0			SORBENT VELOCITY= 0 FT/SEC					SORBENT AIR FLOW= 0 SCFM				(Ca)/(S)= 0.00			EXCESS AIR												
VALID DATA POINT 0 9			ELAPSED TIME, MIN 5					RECORD ON TRK 0			FILE 51																
780	16:23:33	60.9	9427		1865	2542	2390	2458	2548	0	11803	1865	2458	2390	1271	1271	1274	1274	0.20	0.46	0.71	1.25	4.3	33.0	14.8	450.0	0.0
												134	484	486	473	504	507	505					0.0	41.5	18.6	565.9	0.0
0	0.0	63.2			777	650	640	650	636	519		63	69	64	108	111	112	112					3.0	35.6	16.0	485.0	0.0
K-TRON=6500 LBS/HR			SLEEVE = 0.0 in		IN REG= 55 (CW)DEG				OUT REG = 10 DEG			SPREADER = 0.0 IN			P WB(in)= 1.00 in H2O				P WB(out)= 1.10 in H2O			FURNACE P= 0.14 in H2O			COAL P= 3.60 in H2O		
MILL IN= 640 F			MILL OUT= 132 F		T WB(in)= 486 F			T WB(out)= 486 F			SAMPLE=1068 F	EXIT 1=1534 F			EXIT 2=1581 F		EXIT 3=1586 F		EXIT 4=1594 F		EXIT 5=1565 F		EXIT 6=1574 F		EXIT(sp)= 1485 F		
SORBENT LBS/HR= 0			SORBENT VELOCITY= 0 FT/SEC					SORBENT AIR FLOW= 0 SCFM				(Ca)/(S)= 0.00			EXCESS AIR												
VALID DATA POINT 0 10			ELAPSED TIME, MIN 5					RECORD ON TRK 0			FILE 52																
792	16:33:58	62.8	9727		1887	2838	2691	2760	2847	0	13023	1887	2760	2691	1419	1419	1423	1423	0.19	0.48	0.75	1.34	5.4	35.0	13.8	480.0	0.0
												134	512	513	477	509	507	506					0.0	47.1	18.6	646.2	0.0
0	0.0	63.2			772	646	637	647	633	517		64	80	74	121	125	125	125					3.0	40.4	15.9	553.8	0.0
K-TRON=6500 LBS/HR			SLEEVE = 0.0 in		IN REG= 55 (CW)DEG				OUT REG = 10 DEG			SPREADER = 0.0 IN			P WB(in)= 1.40 in H2O				P WB(out)= 1.40 in H2O			FURNACE P= 0.15 in H2O			COAL P= 3.60 in H2O		
MILL IN= 641 F			MILL OUT= 132 F		T WB(in)= 512 F			T WB(out)= 513 F			SAMPLE=1093 F	EXIT 1=1549 F			EXIT 2=1588 F		EXIT 3=1596 F		EXIT 4=1597 F		EXIT 5=1560 F		EXIT 6=1574 F		EXIT(sp)= 1476 F		
SORBENT LBS/HR= 0			SORBENT VELOCITY= 0 FT/SEC					SORBENT AIR FLOW= 0 SCFM				(Ca)/(S)= 0.00			HIGH EXCESS AIR												
VALID DATA POINT 0 11			ELAPSED TIME, MIN 5					RECORD ON TRK 0			FILE 53																
807	16:42:40	60.0	9293		1888	2290	2323	2266	2283	0	11050	1888	2266	2323	1145	1145	1141	1141	0.20	0.45	0.70	1.19	3.4	38.0	15.6	410.0	0.0
												134	491	492	469	501	504	504					0.0	45.3	18.6	489.2	0.0
0	0.0	63.2			773	650	639	650	634	518		64	64	62	97	100	100	100					3.0	38.9	16.0	419.3	0.0
K-TRON=6500 LBS/HR			SLEEVE = 0.0 in		IN REG= 55 (CW)DEG				OUT REG = 10 DEG			SPREADER = 0.0 IN			P WB(in)= 0.90 in H2O				P WB(out)= 1.00 in H2O			FURNACE P= 0.12 in H2O			COAL P= 3.60 in H2O		
MILL IN= 640 F			MILL OUT= 133 F		T WB(in)= 491 F			T WB(out)= 492 F			SAMPLE=1052 F	EXIT 1=1538 F			EXIT 2=1587 F		EXIT 3=1584 F		EXIT 4=1595 F		EXIT 5=1574 F		EXIT 6=1571 F		EXIT(sp)= 1469 F		
SORBENT LBS/HR= 0			SORBENT VELOCITY= 0 FT/SEC					SORBENT AIR FLOW= 0 SCFM				(Ca)/(S)= 0.00			BASELINE - STAGED												
VALID DATA POINT 0 12			ELAPSED TIME, MIN 4					RECORD ON TRK 0			FILE 54																

DATE : 05-28-86 TER DIA : 8
SYSTEM : LOWS INS SPREADER : IMPELLER
BURNER : DME 60 OFA LOCATN : NONE
FUEL : WYODAK OIL CHECK : -3 , 24

PT#	TIME	LOAD MBTU/HR	TA	PRIM	V-2	V-7	V-4	V-5	V-6	TOTAL	PRIM	SEC1	SEC2	TER1	TER2	TER3	TER4	PRIM	SEC1	SEC2	TOTAL	O2	CO	CO2	NO	SO2
	OIL					FLOW SCFM								FLOW SCFM					SR (CUM)					MEASURED		
(I)	LOAD	CALC	SCFM											TEMP (F)										CORR TO 0% O2		
		MEAS				TEMP (F)								VELOCITY (FT/SEC)										CORR TO 3% O2		
311	10:27:46	60.6	9383	1875	2288	2329	2343	2322	0	11158	1875	2343	2329	1144	1144	1161	1161	0.20	0.45	0.70	1.19	3.4	26.0	15.5	490.0	0.0
											133	502	480	487	516	510	517					0.0	31.0	18.5	584.7	0.0
0	0.0	63.2		816	669	658	669	657	576		63	67	62	98	102	102	103					3.0	26.6	15.9	501.1	0.0
K-TRON=6500 LBS/HR			SLEEVE = 0.0 in		IN REG= 55 (CW)DEG			OUT REG = 10 DEG			SPREADER = 0.0 IN			P WB(in)= 0.80 in H20				P WB(out)= 0.80 in H20			FURNACE P= 0.15 in H20			COAL P= 3.70 in H20		
MILL IN= 679 F		MILL OUT= 132 F		T WB(in)= 502 F			T WB(out)= 480 F			SAMPLE=1016 F	EXIT 1=1538 F			EXIT 2=1571 F			EXIT 3=1590 F	EXIT 4=1592 F			EXIT 5=1574 F			EXIT 6=1560 F		EXIT(sp)= 1477 F
SORBENT LBS/HR= 0			SORBENT VELOCITY= 0 FT/SEC				SORBENT AIR FLOW= 0 SCFM				(Ca)/(S)= 0.00			BASELINE - STAGED												
VALID DATA POINT # 1			ELAPSED TIME, MIN 5				RECORD ON TRK 0				FILE 56															
329	10:41:55	61.6	9545	1854	2335	2404	2387	2371	0	11350	1854	2387	2404	1168	1168	1185	1185	0.19	0.44	0.70	1.19	3.4	25.0	15.6	460.0	0.0
											135	508	483	488	521	512	517					0.0	29.8	18.6	548.9	0.0
0	0.0	63.2		820	668	656	667	657	578		63	69	64	101	104	105	105					3.0	25.6	16.0	478.5	0.0
K-TRON=6500 LBS/HR			SLEEVE = 0.0 in		IN REG= 55 (CW)DEG			OUT REG = 10 DEG			SPREADER = 0.0 IN			P WB(in)= 0.90 in H20				P WB(out)= 0.90 in H20			FURNACE P= 0.16 in H20			COAL P= 3.70 in H20		
MILL IN= 681 F		MILL OUT= 134 F		T WB(in)= 508 F			T WB(out)= 483 F			SAMPLE=1046 F	EXIT 1=1539 F			EXIT 2=1582 F			EXIT 3=1594 F	EXIT 4=1595 F			EXIT 5=1572 F			EXIT 6=1565 F		EXIT(sp)= 1488 F
SORBENT LBS/HR= 0			SORBENT VELOCITY= 0 FT/SEC				SORBENT AIR FLOW= 0 SCFM				(Ca)/(S)= 0.00			BASELINE												
VALID DATA POINT # 2			ELAPSED TIME, MIN 6				RECORD ON TRK 0				FILE 57															
362	11:01:57	60.3	9347	1827	2099	1755	1772	2923	0	11177	1827	1772	1755	1450	1450	1462	1462	0.20	0.39	0.57	1.20	3.5	28.0	15.6	345.0	0.0
											136	489	457	493	522	521	523					0.0	33.6	18.7	438.0	0.0
0	0.0	63.2		830	670	649	661	654	572		62	50	45	126	129	130	131					3.0	28.8	16.0	375.4	0.0
K-TRON=6500 LBS/HR			SLEEVE = 0.0 in		IN REG= 55 (CW)DEG			OUT REG = 10 DEG			SPREADER = 0.0 IN			P WB(in)= 0.50 in H20				P WB(out)= 0.50 in H20			FURNACE P= 0.15 in H20			COAL P= 3.70 in H20		
MILL IN= 686 F		MILL OUT= 134 F		T WB(in)= 489 F			T WB(out)= 457 F			SAMPLE=1038 F	EXIT 1=1553 F			EXIT 2=1578 F			EXIT 3=1566 F	EXIT 4=1596 F			EXIT 5=1496 F			EXIT 6=1543 F		EXIT(sp)= 1513 F
SORBENT LBS/HR= 0			SORBENT VELOCITY= 0 FT/SEC				SORBENT AIR FLOW= 0 SCFM				(Ca)/(S)= 0.00			LOW SRB												
VALID DATA POINT # 3			ELAPSED TIME, MIN 6				RECORD ON TRK 0				FILE 58															
405	11:25:43	59.1	9162	1829	2398	2264	2102	2425	0	11017	1829	2102	2264	1199	1199	1213	1213	0.20	0.43	0.68	1.20	3.6	25.0	15.2	400.0	0.0
											136	495	470	490	517	516	521					0.0	30.2	18.3	482.8	0.0
0	0.0	63.2		836	667	654	664	662	574		62	60	59	104	107	108	108					3.0	25.9	15.7	413.8	0.0
K-TRON=6500 LBS/HR			SLEEVE = 0.0 in		IN REG= 55 (CW)DEG			OUT REG = 10 DEG			SPREADER = 0.0 IN			P WB(in)= 0.60 in H20				P WB(out)= 0.80 in H20			FURNACE P= 0.14 in H20			COAL P= 3.70 in H20		
MILL IN= 698 F		MILL OUT= 134 F		T WB(in)= 495 F			T WB(out)= 470 F			SAMPLE=1046 F	EXIT 1=1570 F			EXIT 2=1589 F			EXIT 3=1577 F	EXIT 4=1609 F			EXIT 5=1528 F			EXIT 6=1560 F		EXIT(sp)= 1523 F
SORBENT LBS/HR= 0			SORBENT VELOCITY= 0 FT/SEC				SORBENT AIR FLOW= 0 SCFM				(Ca)/(S)= 0.00			SRB ADJ.												
VALID DATA POINT # 4			ELAPSED TIME, MIN 6				RECORD ON TRK 0				FILE 75															
448	11:53:55	60.9	9432	1861	1921	2817	2795	1885	0	11279	1861	2795	2817	960	960	943	943	0.20	0.49	0.79	1.20	3.5	23.0	15.6	470.0	0.0
											137	542	489	474	508	494	505					0.0	27.6	18.7	564.0	0.0
0	0.0	63.2		826	664	656	667	653	574		63	83	75	82	85	82	83					3.0	23.7	16.0	483.4	0.0
K-TRON=6500 LBS/HR			SLEEVE = 0.0 in		IN REG= 55 (CW)DEG			OUT REG = 10 DEG			SPREADER = 0.0 IN			P WB(in)= 1.20 in H20				P WB(out)= 1.20 in H20			FURNACE P= 0.16 in H20			COAL P= 3.70 in H20		
MILL IN= 684 F		MILL OUT= 135 F		T WB(in)= 542 F			T WB(out)= 489 F			SAMPLE=1048 F	EXIT 1=1550 F			EXIT 2=1608 F			EXIT 3=1598 F	EXIT 4=1630 F			EXIT 5=1597 F			EXIT 6=1596 F		EXIT(sp)= 1502 F
SORBENT LBS/HR= 0			SORBENT VELOCITY= 0 FT/SEC				SORBENT AIR FLOW= 0 SCFM				(Ca)/(S)= 0.00																
VALID DATA POINT # 5			ELAPSED TIME, MIN 6				RECORD ON TRK 0				FILE 61															
491	12:17:52	61.4	9514	1861	1404	3279	3401	1368	0	11314	1861	3401	3279	702	702	684	684	0.20	0.55	0.90	1.19	3.4	30.0	15.4	560.0	0.0
											136	541	494	448	493	474	481					0.0	35.0	18.4	648.2	0.0
0	0.0	63.2		820	657	658	667	647	574		63	101	88	58	61	58	59					3.0	30.7	15.8	572.7	0.0
K-TRON=6500 LBS/HR			SLEEVE = 0.0 in		IN REG= 55 (CW)DEG			OUT REG = 10 DEG			SPREADER = 0.0 IN			P WB(in)= 2.20 in H20				P WB(out)= 2.20 in H20			FURNACE P= 0.16 in H20			COAL P= 3.70 in H20		
MILL IN= 678 F		MILL OUT= 134 F		T WB(in)= 541 F			T WB(out)= 494 F			SAMPLE=1103 F	EXIT 1=1564 F			EXIT 2=1594 F			EXIT 3=1651 F	EXIT 4=1616 F			EXIT 5=1595 F			EXIT 6=1596 F		EXIT(sp)= 1515 F
SORBENT LBS/HR= 0			SORBENT VELOCITY= 0 FT/SEC				SORBENT AIR FLOW= 0 SCFM				(Ca)/(S)= 0.00			HIGH SRB												
VALID DATA POINT # 6			ELAPSED TIME, MIN 5				RECORD ON TRK 0				FILE 62															

DATE : 05-28-86 TER DIA : 8
SYSTEM : LWS INS SPREADER : IMPELLER
BURNER : DME 60 OFA LOCATN : NONE
FUEL : WYODAK OIL CHECK : -3.24

PT#	TIME	LOAD MBTU/HR	TA	PRIM	V-2	V-7	V-4	V-5	V-6	TOTAL	PRIM	SEC1	SEC2	TER1	TER2	TER3	TER4	PRIM	SEC1	SEC2	TOTAL	O2	CO	CO2	NO	SO2
				FLOW SCFM							FLOW SCFM							SR (CUM)				MEASURED				
				TEMP (F)							TEMP (F)											CORR TO 0% O2				
OIL (%)	LOAD	CALC	SCFM								VELOCITY (FT/SEC)											CORR TO 3% O2				
529	12:41:37	60.7	9409	1740	1172	3200	3266	1165	0	10542	1740	3266	3200	586	586	582	582	0.18	0.53	0.87	1.12	2.3	27.0	16.8	570.0	0.0
											136	546	494	436	482	469	467					0.0	31.3	18.9	640.1	0.0
0	0.0	63.2		844	650	658	668	637	568		59	98	86	48	50	49	49					3.0	26.0	16.2	548.7	0.0
K-TRON=6500 LBS/HR			SLEEVE = 0.0 in		IN REG= 55 (CW)DEG			OUT REG = 10 DEG			SPREADER = 0.0 IN			P WB(in)= 2.10 in H20				P WB(out)= 2.10 in H20			FURNACE P= 0.12 in H20			COAL P= 3.70 in H20		
MILL IN= 691 F		MILL OUT= 136 F		T WB(in)= 546 F			T WB(out)= 494 F				SAMPLE=1092 F			EXIT 1=1586 F			EXIT 2=1642 F			EXIT 3=1697 F	EXIT 4=1659 F		EXIT 5=1628 F		EXIT 6=1624 F		EXIT(sp)= 1519 F	
SORBENT LBS/HR= 0			SORBENT VELOCITY= 0 FT/SEC				SORBENT AIR FLOW= 0 SCFM				[Ca]/[S]= 0.00			LOW EXCESS AIR - HIGH SRT													
VALID DATA POINT # 7			ELAPSED TIME, MIN 6				RECORD ON TRK 0				FILE 63															
565	13:06:17	58.3	9834	1828	1159	3192	3214	1115	0	10508	1828	3214	3192	580	580	557	557	0.20	0.56	0.91	1.16	3.0	30.0	17.0	550.0	0.0
											136	545	493	435	480	468	466					0.0	35.0	19.8	641.7	0.0
0	0.0	63.2		821	648	657	668	636	571		62	96	86	47	50	47	47					3.0	30.0	17.0	550.0	0.0
K-TRON=6500 LBS/HR			SLEEVE = 0.0 in		IN REG= 55 (CW)DEG			OUT REG = 10 DEG			SPREADER = 0.0 IN			P WB(in)= 1.90 in H20				P WB(out)= 1.90 in H20			FURNACE P= 0.12 in H20			COAL P= 3.70 in H20		
MILL IN= 675 F		MILL OUT= 136 F		T WB(in)= 545 F			T WB(out)= 493 F				SAMPLE=1063 F			EXIT 1=1528 F			EXIT 2=1594 F			EXIT 3=1656 F	EXIT 4=1613 F		EXIT 5=1596 F		EXIT 6=1596 F		EXIT(sp)= 1477 F	
SORBENT LBS/HR= 0			SORBENT VELOCITY= 0 FT/SEC				SORBENT AIR FLOW= 0 SCFM				[Ca]/[S]= 0.00			HIGH SRB - SRT=1.15													
VALID DATA POINT # 8			ELAPSED TIME, MIN 6				RECORD ON TRK 0				FILE 64															
621	13:35:25	61.3	9494	1840	1733	2782	2883	1746	0	10983	1840	2883	2782	866	866	873	873	0.19	0.50	0.79	1.16	2.9	27.0	16.4	570.0	0.0
											137	545	486	468	500	489	487					0.0	31.3	19.0	661.3	0.0
0	0.0	63.2		824	657	654	665	642	573		63	86	74	72	76	75	75					3.0	26.9	16.3	566.9	0.0
K-TRON=6500 LBS/HR			SLEEVE = 0.0 in		IN REG= 55 (CW)DEG			OUT REG = 10 DEG			SPREADER = 0.0 IN			P WB(in)= 1.40 in H20				P WB(out)= 1.40 in H20			FURNACE P= 0.12 in H20			COAL P= 3.70 in H20		
MILL IN= 680 F		MILL OUT= 137 F		T WB(in)= 545 F			T WB(out)= 486 F				SAMPLE=1097 F			EXIT 1=1598 F			EXIT 2=1633 F			EXIT 3=1695 F	EXIT 4=1643 F		EXIT 5=1606 F		EXIT 6=1606 F		EXIT(sp)= 1546 F	
SORBENT LBS/HR= 0			SORBENT VELOCITY= 0 FT/SEC				SORBENT AIR FLOW= 0 SCFM				[Ca]/[S]= 0.00			SRB ADJ.													
VALID DATA POINT # 9			ELAPSED TIME, MIN 5				RECORD ON TRK 0				FILE 65															
662	14:01:33	60.6	9384	1846	2236	2362	2245	2226	0	10915	1846	2245	2362	1118	1118	1113	1113	0.20	0.44	0.69	1.16	3.0	40.0	16.0	480.0	0.0
											136	496	474	474	511	499	510					0.0	46.7	18.7	560.0	0.0
0	0.0	63.2		817	662	651	663	648	569		63	64	62	95	99	97	98					3.0	40.0	16.0	480.0	0.0
K-TRON=6500 LBS/HR			SLEEVE = 0.0 in		IN REG= 55 (CW)DEG			OUT REG = 10 DEG			SPREADER = 0.0 IN			P WB(in)= 0.80 in H20				P WB(out)= 0.80 in H20			FURNACE P= 0.12 in H20			COAL P= 3.70 in H20		
MILL IN= 666 F		MILL OUT= 135 F		T WB(in)= 496 F			T WB(out)= 474 F				SAMPLE=1081 F			EXIT 1=1599 F			EXIT 2=1640 F			EXIT 3=1638 F	EXIT 4=1643 F		EXIT 5=1602 F		EXIT 6=1615 F		EXIT(sp)= 1554 F	
SORBENT LBS/HR= 0			SORBENT VELOCITY= 0 FT/SEC				SORBENT AIR FLOW= 0 SCFM				[Ca]/[S]= 0.00			BASELINE - SRT=1.15													
VALID DATA POINT # 10			ELAPSED TIME, MIN 5				RECORD ON TRK 0				FILE 66															
685	14:13:48	60.5	9364	1872	1835	2696	2705	1784	0	10892	1872	2705	2696	918	918	892	892	0.20	0.49	0.78	1.16	3.0	40.0	16.0	560.0	0.0
											136	533	484	466	503	488	495					0.0	46.7	18.7	653.3	0.0
0	0.0	63.2		818	668	653	665	655	569		64	80	72	77	80	77	78					3.0	40.0	16.0	560.0	0.0
K-TRON=6500 LBS/HR			SLEEVE = 0.0 in		IN REG= 55 (CW)DEG			OUT REG = 10 DEG			SPREADER = 0.0 IN			P WB(in)= 1.20 in H20				P WB(out)= 1.20 in H20			FURNACE P= 0.12 in H20			COAL P= 3.70 in H20		
MILL IN= 670 F		MILL OUT= 135 F		T WB(in)= 533 F			T WB(out)= 484 F				SAMPLE=1099 F			EXIT 1=1577 F			EXIT 2=1610 F			EXIT 3=1665 F	EXIT 4=1632 F		EXIT 5=1615 F		EXIT 6=1614 F		EXIT(sp)= 1518 F	
SORBENT LBS/HR= 0			SORBENT VELOCITY= 0 FT/SEC				SORBENT AIR FLOW= 0 SCFM				[Ca]/[S]= 0.00			SRB ADJ.													
VALID DATA POINT # 11			ELAPSED TIME, MIN 5				RECORD ON TRK 0				FILE 67															
716	14:35:14	60.5	9374	1814	2639	1872	1840	2678	0	10844	1814	1840	1872	1320	1320	1339	1339	0.19	0.39	0.59	1.16	2.9	40.0	16.6	380.0	0.0
											137	480	460	488	515	515	519					0.0	46.4	19.3	348.1	0.0
0	0.0	63.2		833	663	646	659	650	563		62	51	49	114	117	119	119					3.0	39.8	16.5	298.3	0.0
K-TRON=6500 LBS/HR			SLEEVE = 0.0 in		IN REG= 55 (CW)DEG			OUT REG = 10 DEG			SPREADER = 0.0 IN			P WB(in)= 0.50 in H20				P WB(out)= 0.50 in H20			FURNACE P= 0.12 in H20			COAL P= 3.70 in H20		
MILL IN= 683 F		MILL OUT= 136 F		T WB(in)= 480 F			T WB(out)= 460 F				SAMPLE=1074 F			EXIT 1=1608 F			EXIT 2=1627 F			EXIT 3=1635 F	EXIT 4=1647 F		EXIT 5=1563 F		EXIT 6=1605 F		EXIT(sp)= 1563 F	
SORBENT LBS/HR= 0			SORBENT VELOCITY= 0 FT/SEC				SORBENT AIR FLOW= 0 SCFM				[Ca]/[S]= 0.00			SRB ADJ.													
VALID DATA POINT # 12			ELAPSED TIME, MIN 5				RECORD ON TRK 0				FILE 68															

DATE : 05-28-86 TER DIA : 8
SYSTEM : LWS INS SPREADER : IMPELLER
BURNER : DME 60 OFA LOCATN : NONE
FUEL : WYODAK OIL CHECK : -23.24

PT#	TIME	LOAD MBTU/HR CALC	TA	PRIM	V-2	V-7	V-4	V-5	V-6	TOTAL	PRIM	SEC1	SEC2	TER1	TER2	TER3	TER4	PRIM	SEC1	SEC2	TOTAL	O2	CO	CO2	NO	SO2
OIL (%)	LOAD	MEAS	SCFM	FLOW SCFM TEMP (F)							FLOW SCFM TEMP (F) VELOCITY (FT/SEC)							SR (CUM)				MEASURED CORR TO 0% O2 CORR TO 3% O2				
750	14:55:19	61.8	9571	1801	2496	2096	2161	2518	0	11072	1801	2161	2096	1248	1248	1259	1259	0.19	0.41	0.63	1.16	2.9	38.0	16.2	350.0	0.0
											136	485	469	481	508	513	514					0.0	44.1	18.8	406.1	0.0
0	0.0	63.2		836	663	649	662	647	549		61	61	55	107	110	111	112					3.0	37.8	16.1	348.1	0.0
K-TRON=6500 LBS/HR		SLEEVE = 0.0 in		IN REG= 55 (CW)DEG				OUT REG = 10 DEG			SPREADER = 0.0 IN			P WB(in)= 0.60 in H20				P WB(out)= 0.70 in H20			FURNACE P= 0.12 in H20			COAL P= 3.70 in H20		
MILL IN= 684 F		MILL OUT= 134 F		T WB(in)= 485 F			T WB(out)= 469 F			SAMPLE=1077 F	EXIT 1=1597 F			EXIT 2=1626 F			EXIT 3=1612 F	EXIT 4=1638 F			EXIT 5=1558 F			EXIT 6=1594 F		EXIT(sp)= 1561 F
SORBENT LBS/HR= 0		SORBENT VELOCITY= 0 FT/SEC					SORBENT AIR FLOW= 0 SCFM				[Ca]/[S]= 0.00			SRB ADJ.												
VALID DATA POINT # 13		ELAPSED TIME, MIN 5					RECORD ON TRK 0			FILE 69																
802	15:28:54	62.7	9710	1871	422	4491	4368	524	0	11676	1871	4368	4491	211	211	262	262	0.19	0.64	1.11	1.20	3.6	37.0	15.4	705.0	0.0
											135	537	520	385	393	406	405					0.0	44.7	18.6	850.9	0.0
0	0.0	63.2		814	592	656	664	603	565		63	129	124	16	16	21	21					3.0	38.3	15.9	729.3	0.0
K-TRON=6500 LBS/HR		SLEEVE = 0.0 in		IN REG= 35 (CW)DEG				OUT REG = 10 DEG			SPREADER = 0.0 IN			P WB(in)= 7.80 in H20				P WB(out)= 4.90 in H20			FURNACE P= 0.16 in H20			COAL P= 3.70 in H20		
MILL IN= 674 F		MILL OUT= 134 F		T WB(in)= 537 F			T WB(out)= 520 F			SAMPLE=1068 F	EXIT 1=1518 F			EXIT 2=1582 F			EXIT 3=1601 F	EXIT 4=1605 F			EXIT 5=1563 F			EXIT 6=1581 F		EXIT(sp)= 1493 F
SORBENT LBS/HR= 0		SORBENT VELOCITY= 0 FT/SEC					SORBENT AIR FLOW= 0 SCFM				[Ca]/[S]= 0.00			BASELINE - UNSTAGED												
VALID DATA POINT # 14		ELAPSED TIME, MIN 5					RECORD ON TRK 0			FILE 70																
821	15:43:46	58.7	9886	1877	0	3704	4103	495	0	10180	1877	4103	3704	0	0	248	248	0.21	0.66	1.07	1.12	2.3	39.0	16.8	700.0	0.0
											136	544	518	382	390	405	408					0.0	43.8	18.9	786.1	0.0
0	0.0	63.2		821	590	658	668	591	560		64	122	102	0	0	19	20					3.0	37.5	16.2	673.8	0.0
K-TRON=6500 LBS/HR		SLEEVE = 0.0 in		IN REG= 35 (CW)DEG				OUT REG = 10 DEG			SPREADER = 0.0 IN			P WB(in)= 6.60 in H20				P WB(out)= 3.90 in H20			FURNACE P= 0.08 in H20			COAL P= 3.70 in H20		
MILL IN= 678 F		MILL OUT= 135 F		T WB(in)= 544 F			T WB(out)= 518 F			SAMPLE=1062 F	EXIT 1=1554 F			EXIT 2=1612 F			EXIT 3=1602 F	EXIT 4=1623 F			EXIT 5=1577 F			EXIT 6=1602 F		EXIT(sp)= 1515 F
SORBENT LBS/HR= 0		SORBENT VELOCITY= 0 FT/SEC					SORBENT AIR FLOW= 0 SCFM				[Ca]/[S]= 0.00			LOW EXCESS AIR												
VALID DATA POINT # 15		ELAPSED TIME, MIN 6					RECORD ON TRK 0			FILE 71																
848	16:00:12	58.9	9125	1924	416	3810	3944	519	0	10614	1924	3944	3810	208	208	259	259	0.21	0.64	1.06	1.16	3.0	40.0	16.0	700.0	0.0
											136	543	518	386	389	402	405					0.0	46.7	18.7	816.7	0.0
0	0.0	63.2		809	592	659	668	589	560		65	117	105	16	16	20	20					3.0	40.0	16.0	700.0	0.0
K-TRON=6500 LBS/HR		SLEEVE = 0.0 in		IN REG= 35 (CW)DEG				OUT REG = 10 DEG			SPREADER = 0.0 IN			P WB(in)= 6.30 in H20				P WB(out)= 4.30 in H20			FURNACE P= 0.15 in H20			COAL P= 3.70 in H20		
MILL IN= 668 F		MILL OUT= 135 F		T WB(in)= 543 F			T WB(out)= 518 F			SAMPLE=1053 F	EXIT 1=1553 F			EXIT 2=1603 F			EXIT 3=1580 F	EXIT 4=1607 F			EXIT 5=1556 F			EXIT 6=1579 F		EXIT(sp)= 1507 F
SORBENT LBS/HR= 0		SORBENT VELOCITY= 0 FT/SEC					SORBENT AIR FLOW= 0 SCFM				[Ca]/[S]= 0.00			EXCESS AIR												
VALID DATA POINT # 16		ELAPSED TIME, MIN 9					RECORD ON TRK 0			FILE 72																
870	16:13:26	61.0	9445	1914	504	4484	4509	555	0	11967	1914	4509	4484	252	252	278	278	0.20	0.68	1.15	1.27	4.5	41.0	14.6	700.0	0.0
											135	543	521	383	396	413	409					0.0	52.2	18.6	890.9	0.0
0	0.0	63.2		794	597	655	663	597	563		65	134	124	19	20	22	22					3.0	44.7	15.9	763.6	0.0
K-TRON=6500 LBS/HR		SLEEVE = 0.0 in		IN REG= 35 (CW)DEG				OUT REG = 10 DEG			SPREADER = 0.0 IN			P WB(in)= 8.50 in H20				P WB(out)= 5.50 in H20			FURNACE P= 0.20 in H20			COAL P= 3.70 in H20		
MILL IN= 661 F		MILL OUT= 134 F		T WB(in)= 543 F			T WB(out)= 521 F			SAMPLE=1079 F	EXIT 1=1545 F			EXIT 2=1597 F			EXIT 3=1587 F	EXIT 4=1608 F			EXIT 5=1545 F			EXIT 6=1579 F		EXIT(sp)= 1510 F
SORBENT LBS/HR= 0		SORBENT VELOCITY= 0 FT/SEC					SORBENT AIR FLOW= 0 SCFM				[Ca]/[S]= 0.00			EXCESS AIR												
VALID DATA POINT # 17		ELAPSED TIME, MIN 6					RECORD ON TRK 0			FILE 73																
887	16:25:12	60.6	9392	1923	574	4939	4995	639	0	13070	1923	4995	4939	287	287	319	319	0.20	0.74	1.26	1.39	6.0	48.0	13.0	650.0	0.0
											135	548	523	397	407	416	416					0.0	56.0	18.2	910.0	0.0
0	0.0	63.2		777	602	651	660	601	570		65	149	137	22	23	25	25					3.0	48.0	15.6	780.0	0.0
K-TRON=6500 LBS/HR		SLEEVE = 0.0 in		IN REG= 35 (CW)DEG				OUT REG = 10 DEG			SPREADER = 0.0 IN			P WB(in)= 10.50 in H20				P WB(out)= 7.20 in H20			FURNACE P= 0.23 in H20			COAL P= 3.70 in H20		
MILL IN= 647 F		MILL OUT= 134 F		T WB(in)= 548 F			T WB(out)= 523 F			SAMPLE=1089 F	EXIT 1=1531 F			EXIT 2=1577 F			EXIT 3=1551 F	EXIT 4=1580 F			EXIT 5=1519 F			EXIT 6=1556 F		EXIT(sp)= 1493 F
SORBENT LBS/HR= 0		SORBENT VELOCITY= 0 FT/SEC					SORBENT AIR FLOW= 0 SCFM				[Ca]/[S]= 0.00			HIGH EXCESS AIR												
VALID DATA POINT # 18		ELAPSED TIME, MIN 5					RECORD ON TRK 0			FILE 74																

DATE : 05-29-86 TER DIA : 8
SYSTEM : LOWS INS SPREADER : IMPELLER
BURNER : DME 60 OFA LOCATN : NONE
FUEL : COMANCHE OIL CHECK : 0.223

PT#	TIME	LOAD KBTU/HR CALC	TA SCFM	PRIM	V-2	V-7	V-4	V-5	V-6	TOTAL	PRIM	SEC1	SEC2	TER1	TER2	TER3	TER4	PRIM	SEC1	SEC2	TOTAL	O2	CO	CO2	NO	SO2
OIL						FLOW SCFM								FLOW SCFM					SR (CUM)						MEASURED	
(%)	LOAD		MEAS			TEMP (F)								VELOCITY (FT/SEC)											CORR TO 0% O2	
														TEMP (F)											CORR TO 3% O2	
472	11:45:17	60.3	10107	2045	2517	2492	2588	2452	0	12085	2045	2580	2492	1258	1258	1226	1226	0.20	0.46	0.70	1.20	3.5	23.0	15.6	370.0	0.0
											136	479	466	488	514	514	510					0.0	27.6	18.7	444.0	0.0
0	0.0	54.4		788	663	650	661	651	515		69	72	65	108	111	109	108					3.0	23.7	16.0	398.6	0.0
K-TRON=6500 LBS/HR			SLEEVE = 0.0 in		IN REG= 55 (CW)DEG			OUT REG = 10 DEG			SPREADER = 0.0 IN			P WB(in)= 1.10 in H20				P WB(out)= 1.30 in H20			FURNACE P= 0.15 in H20			COAL P= 4.00 in H20		
MILL IN= 650 F		MILL OUT= 135 F		T WB(in)= 479 F		T WB(out)= 466 F				SAMPLE=1103 F	EXIT 1=1601 F			EXIT 2=1617 F			EXIT 3=1626 F		EXIT 4=1639 F		EXIT 5=1580 F		EXIT 6=1596 F		EXIT(sp)= 1512 F	
SORBENT LBS/HR= 0			SORBENT VELOCITY= 0 FT/SEC			SORBENT AIR FLOW= 0 SCFM					[Ca]/[S]= 0.00																
VALID DATA POINT # 1			ELAPSED TIME, MIN 10			RECORD ON TRK 0				FILE 76																
519	12:14:40	60.4	10114	1986	2563	2465	2497	2582	0	12093	1986	2497	2465	1282	1282	1291	1291	0.20	0.44	0.69	1.20	3.5	15.0	15.4	380.0	0.0
											138	518	472	476	519	520	511					0.0	18.8	18.5	456.8	0.0
0	0.0	55.2		802	662	650	660	650	518		68	72	65	109	114	115	114					3.0	15.4	15.8	398.9	0.0
K-TRON=6600 LBS/HR			SLEEVE = 0.0 in		IN REG= 45 (CW)DEG			OUT REG = 10 DEG			SPREADER = 0.0 IN			P WB(in)= 1.50 in H20				P WB(out)= 1.50 in H20			FURNACE P= 0.12 in H20			COAL P= 4.20 in H20		
MILL IN= 659 F		MILL OUT= 138 F		T WB(in)= 518 F		T WB(out)= 472 F				SAMPLE=1107 F	EXIT 1=1608 F			EXIT 2=1623 F			EXIT 3=1633 F		EXIT 4=1643 F		EXIT 5=1565 F		EXIT 6=1599 F		EXIT(sp)= 1510 F	
SORBENT LBS/HR= 0			SORBENT VELOCITY= 0 FT/SEC			SORBENT AIR FLOW= 0 SCFM					[Ca]/[S]= 0.00																
VALID DATA POINT # 2			ELAPSED TIME, MIN 7			RECORD ON TRK 0				FILE 77																
550	12:35:10	60.4	10121	1949	2644	2577	2348	2583	0	12102	1949	2348	2577	1322	1322	1291	1291	0.19	0.42	0.68	1.20	3.5	14.0	15.6	490.0	0.0
											138	503	477	472	509	511	503					0.0	16.8	18.7	588.0	0.0
0	0.0	55.2		797	650	639	649	636	507		66	67	68	112	117	114	113					3.0	14.4	16.0	504.0	0.0
K-TRON=6400 LBS/HR			SLEEVE = 0.0 in		IN REG= 35 (CW)DEG			OUT REG = 10 DEG			SPREADER = 0.0 IN			P WB(in)= 2.00 in H20				P WB(out)= 1.90 in H20			FURNACE P= 0.12 in H20			COAL P= 4.20 in H20		
MILL IN= 658 F		MILL OUT= 136 F		T WB(in)= 503 F		T WB(out)= 477 F				SAMPLE=1103 F	EXIT 1=1610 F			EXIT 2=1623 F			EXIT 3=1643 F		EXIT 4=1639 F		EXIT 5=1564 F		EXIT 6=1585 F		EXIT(sp)= 1542 F	
SORBENT LBS/HR= 0			SORBENT VELOCITY= 0 FT/SEC			SORBENT AIR FLOW= 0 SCFM					[Ca]/[S]= 0.00																
VALID DATA POINT # 3			ELAPSED TIME, MIN 7			RECORD ON TRK 0				FILE 78																
759	14:32:30	61.4	10281	2020	2631	2498	2596	2549	0	12293	2020	2596	2498	1315	1315	1274	1274	0.20	0.45	0.69	1.20	3.5	25.0	15.8	340.0	0.0
											137	524	462	474	505	505	505					0.0	30.0	19.0	432.0	0.0
0	0.0	54.4		695	654	641	652	639	518		68	76	65	112	116	112	112					3.0	25.7	16.3	370.3	0.0
K-TRON=6500 LBS/HR			SLEEVE = 0.0 in		IN REG= 55 (CW)DEG			OUT REG = 10 DEG			SPREADER = 0.0 IN			P WB(in)= 1.20 in H20				P WB(out)= 1.40 in H20			FURNACE P= 0.12 in H20			COAL P= 4.20 in H20		
MILL IN= 585 F		MILL OUT= 130 F		T WB(in)= 524 F		T WB(out)= 462 F				SAMPLE=1140 F	EXIT 1=1633 F			EXIT 2=1644 F			EXIT 3=1689 F		EXIT 4=1678 F		EXIT 5=1638 F		EXIT 6=1635 F		EXIT(sp)= 1529 F	
SORBENT LBS/HR= 0			SORBENT VELOCITY= 0 FT/SEC			SORBENT AIR FLOW= 0 SCFM					[Ca]/[S]= 0.00			BASELINE - STAGED												
VALID DATA POINT # 4			ELAPSED TIME, MIN 6			RECORD ON TRK 0				FILE 79																
791	14:53:58	59.1	9904	2050	2840	2194	2281	2749	0	12114	2050	2281	2194	1420	1420	1375	1375	0.21	0.44	0.66	1.22	3.9	25.0	15.2	400.0	0.0
											131	487	454	481	514	514	510					0.0	30.7	18.7	491.2	0.0
0	0.0	54.4		687	656	640	651	641	520		69	64	57	122	126	122	121					3.0	26.3	16.0	421.1	0.0
K-TRON=6500 LBS/HR			SLEEVE = 0.0 in		IN REG= 55 (CW)DEG			OUT REG = 10 DEG			SPREADER = 0.0 IN			P WB(in)= 1.20 in H20				P WB(out)= 1.40 in H20			FURNACE P= 0.12 in H20			COAL P= 4.20 in H20		
MILL IN= 578 F		MILL OUT= 128 F		T WB(in)= 487 F		T WB(out)= 454 F				SAMPLE=1086 F	EXIT 1=1585 F			EXIT 2=1598 F			EXIT 3=1607 F		EXIT 4=1607 F		EXIT 5=1527 F		EXIT 6=1555 F		EXIT(sp)= 1515 F	
SORBENT LBS/HR= 0			SORBENT VELOCITY= 0 FT/SEC			SORBENT AIR FLOW= 0 SCFM					[Ca]/[S]= 0.00			SRB ADJ.												
VALID DATA POINT # 5			ELAPSED TIME, MIN 6			RECORD ON TRK 0				FILE 80																
829	15:20:57	59.9	10039	2034	2770	2144	2212	2776	0	11936	2034	2212	2144	1385	1385	1388	1388	0.20	0.42	0.64	1.19	3.4	25.0	15.6	380.0	0.0
											132	485	451	482	513	518	512					0.0	29.8	18.6	453.4	0.0
0	0.0	56.1		700	658	641	654	654	516		69	62	55	119	123	123	123					3.0	25.6	16.0	388.6	0.0
K-TRON=6700 LBS/HR			SLEEVE = 0.0 in		IN REG= 55 (CW)DEG			OUT REG = 10 DEG			SPREADER = 0.0 IN			P WB(in)= 0.60 in H20				P WB(out)= 0.80 in H20			FURNACE P= 0.12 in H20			COAL P= 4.20 in H20		
MILL IN= 587 F		MILL OUT= 130 F		T WB(in)= 485 F		T WB(out)= 451 F				SAMPLE=1114 F	EXIT 1=1616 F			EXIT 2=1637 F			EXIT 3=1651 F		EXIT 4=1647 F		EXIT 5=1577 F		EXIT 6=1595 F		EXIT(sp)= 1541 F	
SORBENT LBS/HR= 0			SORBENT VELOCITY= 0 FT/SEC			SORBENT AIR FLOW= 0 SCFM					[Ca]/[S]= 0.00																
VALID DATA POINT # 6			ELAPSED TIME, MIN 5			RECORD ON TRK 0				FILE 81																

DATE : 05-29-86 | TER DIA : 8
SYSTEM : LWS INS | SPREADER : IMPELLER
BURNER : DME 60 | OFA LOCATN : NONE
FUEL : COMANCHE | OIL CHECK : 0 . 2235

PT#	TIME	LOAD OIL (%)	LOAD MBTU/HR CALC	LOAD MBTU/HR MEAS	TA SCFM	PRIM	V-2	V-7	V-4	V-5	V-6	TOTAL	PRIM	SEC1	SEC2	TER1	TER2	TER3	TER4	PRIM	SEC1	SEC2	TOTAL	O2	CO	CO2 MEASURED / CORR TO 0% O2 / CORR TO 3% O2	NO	SO2
						FLOW SCFM							FLOW SCFM							SR (CUM)								
						TEMP (F)							TEMP (F)															
													VELOCITY (FT/SEC)															
858	15:34:05	61.0	10224			1927	3112	1975	1993	3149	0	12156	1927	1993	1975	1556	1556	1575	1575	0.19	0.38	0.58	1.19	3.4	23.0	15.8	320.0	0.0
													131	456	448	486	520	522	515					0.0	27.4	18.9	381.8	0.0
						710	659	648	653	654	519		65	54	51	134	139	141	140					3.0	23.5	16.2	327.3	0.0
K-TRON=6700 LBS/HR					SLEEVE = 0.0 in		IN REG= 55 (CW)DEG			OUT REG = 10 DEG			SPREADER = 0.0 IN			P WB(in)= 0.50 in H20				P WB(out)= 0.70 in H20			FURNACE P= 0.12 in H20			COAL P= 4.20 in H20		
MILL IN= 600 F			MILL OUT= 130 F		T WB(in)= 456 F			T WB(out)= 448 F			SAMPLE=1135 F		EXIT 1=1627 F			EXIT 2=1649 F			EXIT 3=1665 F			EXIT 4=1661 F		EXIT 5=1599 F		EXIT 6=1631 F		EXIT(sp)= 1549 F	
SORBENT LBS/HR= 0			SORBENT VELOCITY= 0 FT/SEC			SORBENT AIR FLOW= 0 SCFM							[Ca]/[S]= 0.00			LOW SRB													
VALID DATA POINT # 7			ELAPSED TIME, MIN 6			RECORD ON TRK 0							FILE 82															
908	16:04:30	61.0	10217			1947	2140	2993	2882	2186	0	12148	1947	2882	2993	1070	1070	1093	1093	0.19	0.47	0.77	1.19	3.4	25.0	15.7	575.0	0.0
													132	518	469	463	495	500	499					0.0	29.8	18.7	686.1	0.0
						711	652	644	654	647	516		66	84	79	90	93	95	95					3.0	25.6	16.1	588.1	0.0
K-TRON=6600 LBS/HR					SLEEVE = 0.0 in		IN REG= 55 (CW)DEG			OUT REG = 10 DEG			SPREADER = 0.0 IN			P WB(in)= 1.60 in H20				P WB(out)= 2.00 in H20			FURNACE P= 0.12 in H20			COAL P= 4.20 in H20		
MILL IN= 602 F			MILL OUT= 130 F		T WB(in)= 518 F			T WB(out)= 469 F			SAMPLE=1123 F		EXIT 1=1614 F			EXIT 2=1630 F			EXIT 3=1654 F			EXIT 4=1648 F		EXIT 5=1597 F		EXIT 6=1600 F		EXIT(sp)= 1558 F	
SORBENT LBS/HR= 0			SORBENT VELOCITY= 0 FT/SEC			SORBENT AIR FLOW= 0 SCFM							[Ca]/[S]= 0.00																
VALID DATA POINT # 8			ELAPSED TIME, MIN 5			RECORD ON TRK 0							FILE 83															
920	16:17:52	61.2	10258			1982	1797	3343	3378	1774	0	12265	1982	3378	3343	899	899	887	887	0.19	0.52	0.85	1.20	3.5	25.0	15.8	600.0	0.0
													132	522	478	456	483	486	489					0.0	30.0	19.0	720.0	0.0
						702	647	645	655	635	521		67	98	88	75	77	76	77					3.0	25.7	16.3	617.1	0.0
K-TRON=6600 LBS/HR					SLEEVE = 0.0 in		IN REG= 55 (CW)DEG			OUT REG = 10 DEG			SPREADER = 0.0 IN			P WB(in)= 2.60 in H20				P WB(out)= 2.80 in H20			FURNACE P= 0.12 in H20			COAL P= 4.20 in H20		
MILL IN= 601 F			MILL OUT= 131 F		T WB(in)= 522 F			T WB(out)= 478 F			SAMPLE=1126 F		EXIT 1=1637 F			EXIT 2=1644 F			EXIT 3=1655 F			EXIT 4=1630 F		EXIT 5=1581 F		EXIT 6=1580 F		EXIT(sp)= 1591 F	
SORBENT LBS/HR= 0			SORBENT VELOCITY= 0 FT/SEC			SORBENT AIR FLOW= 0 SCFM							[Ca]/[S]= 0.00																
VALID DATA POINT # 9			ELAPSED TIME, MIN 5			RECORD ON TRK 0							FILE 86															
933	16:25:54	60.6	10148			1949	1713	3254	3206	1681	0	11803	1949	3206	3254	857	857	841	841	0.19	0.51	0.83	1.16	3.0	25.0	16.0	550.0	0.0
													132	523	480	457	488	483	487					0.0	29.2	18.7	641.7	0.0
						710	648	646	657	636	521		66	94	86	71	74	72	72					3.0	25.0	16.0	550.0	0.0
K-TRON=6600 LBS/HR					SLEEVE = 0.0 in		IN REG= 55 (CW)DEG			OUT REG = 10 DEG			SPREADER = 0.0 IN			P WB(in)= 2.50 in H20				P WB(out)= 2.60 in H20			FURNACE P= 0.10 in H20			COAL P= 4.20 in H20		
MILL IN= 601 F			MILL OUT= 130 F		T WB(in)= 523 F			T WB(out)= 480 F			SAMPLE=1122 F		EXIT 1=1648 F			EXIT 2=1649 F			EXIT 3=1673 F			EXIT 4=1639 F		EXIT 5=1595 F		EXIT 6=1591 F		EXIT(sp)= 1592 F	
SORBENT LBS/HR= 0			SORBENT VELOCITY= 0 FT/SEC			SORBENT AIR FLOW= 0 SCFM							[Ca]/[S]= 0.00																
VALID DATA POINT # 10			ELAPSED TIME, MIN 5			RECORD ON TRK 0							FILE 87															
949	16:36:20	60.8	10187			2083	2104	2883	2888	2051	0	11848	2083	2888	2883	1052	1052	1025	1025	0.20	0.48	0.76	1.16	3.0	25.0	16.2	420.0	0.0
													132	523	471	467	494	500	500					0.0	29.2	18.9	490.0	0.0
						703	653	647	657	640	518		67	84	74	89	91	90	90					3.0	25.0	16.2	420.0	0.0
K-TRON=6500 LBS/HR					SLEEVE = 0.0 in		IN REG= 55 (CW)DEG			OUT REG = 10 DEG			SPREADER = 0.0 IN			P WB(in)= 1.50 in H20				P WB(out)= 1.50 in H20			FURNACE P= 0.10 in H20			COAL P= 4.20 in H20		
MILL IN= 596 F			MILL OUT= 130 F		T WB(in)= 523 F			T WB(out)= 471 F			SAMPLE=1120 F		EXIT 1=1624 F			EXIT 2=1635 F			EXIT 3=1662 F			EXIT 4=1642 F		EXIT 5=1603 F		EXIT 6=1604 F		EXIT(sp)= 1563 F	
SORBENT LBS/HR= 0			SORBENT VELOCITY= 0 FT/SEC			SORBENT AIR FLOW= 0 SCFM							[Ca]/[S]= 0.00			SRB ADJ.													
VALID DATA POINT # 11			ELAPSED TIME, MIN 4			RECORD ON TRK 0							FILE 88															
963	16:45:31	61.0	10223			2082	2410	2412	2664	2402	0	11890	2082	2664	2412	1205	1205	1201	1201	0.20	0.46	0.69	1.16	3.0	25.0	16.0	350.0	0.0
													132	526	469	473	506	506	507					0.0	29.2	18.7	488.3	0.0
						696	654	643	655	639	511		67	78	63	102	106	105	106					3.0	25.0	16.0	350.0	0.0
K-TRON=6500 LBS/HR					SLEEVE = 0.0 in		IN REG= 55 (CW)DEG			OUT REG = 10 DEG			SPREADER = 0.0 IN			P WB(in)= 1.30 in H20				P WB(out)= 1.30 in H20			FURNACE P= 0.10 in H20			COAL P= 4.20 in H20		
MILL IN= 586 F			MILL OUT= 130 F		T WB(in)= 526 F			T WB(out)= 469 F			SAMPLE=1118 F		EXIT 1=1592 F			EXIT 2=1617 F			EXIT 3=1647 F			EXIT 4=1635 F		EXIT 5=1592 F		EXIT 6=1602 F		EXIT(sp)= 1527 F	
SORBENT LBS/HR= 0			SORBENT VELOCITY= 0 FT/SEC			SORBENT AIR FLOW= 0 SCFM							[Ca]/[S]= 0.00			BASELINE - SRT=1.15													
VALID DATA POINT # 12			ELAPSED TIME, MIN 7			RECORD ON TRK 0							FILE 89															

DATE	: 05-29-86	TER DIA	: 8
SYSTEM	: LWS INS	SPREADER	: IMPELLER
BURNER	: DMB 60	OFA LOCATN	: NONE
FUEL	: COMANCHE	OIL CHECK	: 0.223

PT#	TIME	LOAD MBTU/HR	TA	PRIM	V-2	V-7	V-4	V-5	V-6	TOTAL	PRIM	SEC1	SEC2	TER1	TER2	TER3	TER4	PRIM	SEC1	SEC2	TOTAL	O2	CO	CO2	NO	SO2
OIL		CALC	SCFM	FLOW SCFM							FLOW SCFM							SR (CUM)				MEASURED				
(%)	LOAD	MEAS		TEMP (F)							TEMP (F)											CORR TO 0% O2				
											VELOCITY (FT/SEC)											CORR TO 3% O2				
975	16:53:40	61.3	10271	2094	2882	2030	2176	2829	0	12012	2094	2176	2030	1441	1441	1415	1415	0.20	0.42	0.61	1.17	3.1	25.0	15.8	360.0	0.0
											131	522	456	483	514	516	511					0.0	29.3	18.5	422.3	0.0
0	0.0	54.4		686	652	636	649	637	508		71	63	52	124	128	126	125					3.0	25.1	15.9	362.0	0.0

K-TRON=6500 LBS/HR SLEEVE = 0.0 in IN RFG= 55 (CW)DEG OUT REG = 10 DEG SPREADER = 0.0 IN P WB(in)= 0.80 in H20 P WB(out)= 0.90 in H20 FURNACE P= 0.10 in H20 COAL P= 4.20 in H20

MILL IN= 582 F MILL OUT= 130 F T WB(in)= 522 F T WB(out)= 456 F SAMPLE=1110 F EXIT 1=1595 F EXIT 2=1612 F EXIT 3=1623 F EXIT 4=1627 F EXIT 5=1549 F EXIT 6=1575 F EXIT(sp)= 1538 F

SORBENT LBS/HR= 0 SORBENT VELOCITY= 0 FT/SEC SORBENT AIR FLOW= 0 SCFM [Ca]/[S]= 0.00 LOW SRB - SRT=1.15

VALID DATA POINT 0 13 ELAPSED TIME, MIN 4 RECORD ON TRK 0 FILE 90

DATE : 06-02-86 TIER DIA : 8
SYSTEM : LWS ENS SPREADER : IMPELLER
BURNER : DMB 60 OFA LOCATN : NONE
FUEL : COMANCHE OIL CHECK : 1.184

PT#	TIME	LOAD MBTU/HR	TA	PRIM	V-2	V-7	V-4	V-5	V-6	TOTAL	PRIM	SEC1	SEC2	TER1	TER2	TER3	TER4	PRIM	SEC1	SEC2	TOTAL	O2	CO	CO2	NO	SO2
OIL		CALC	SCFM	FLOW SCFM							FLOW SCFM							SR (CUM)				MEASURED				
(%)	LOAD	MEAS		TEMP (F)							TEMP (F)											CORR TO 0% O2				
											VELOCITY (FT/SEC)											CORR TO 3% O2				
310	13:23:04	61.6	10320	1983	2618	2594	2550	2595	0	12339	1983	2550	2594	1309	1309	1297	1297	0.19	0.44	0.69	1.20	3.5	28.0	15.6	350.0	0.0
											135	513	472	490	524	516	517					0.0	33.6	18.7	420.0	0.0
0	0.0	55.2		776	669	654	665	661	534		67	74	68	113	117	115	115					3.0	28.8	16.0	360.0	0.0
K-TRON=6600 LBS/HR		SLEEVE = 0.0 in		IN REG= 55 (CW)DEG			OUT REG = 10 DEG				SPREADER = 0.0 IN			P WB(in)= 1.00 in H20				P WB(out)= 1.20 in H20			FURNACE P= 0.10 in H20			COAL P= 4.00 in H20		
MILL IN= 663 F		MILL OUT= 135 F		T WB(in)= 513 F			T WB(out)= 472 F				SAMPLE=1102 F			EXIT 1=1612 F				EXIT 2=1631 F			EXIT 3=1642 F			EXIT 4=1664 F		
EXIT 5=1610 F		EXIT 6=---- F		EXIT(sp)= 1583 F																						
SORBENT LBS/HR= 0		SORBENT VELOCITY= 0 FT/SEC					SORBENT AIR FLOW= 0 SCFM				(Ca)/(S)= 0.00			BASELINE - STAGED												
VALID DATA POINT # 1		ELAPSED TIME, MIN 6					RECORD ON TRK 0				FILE 91															
335	13:39:51	61.4	10297	1979	2524	2518	2492	2528	0	12041	1979	2492	2518	1262	1262	1264	1264	0.19	0.43	0.68	1.17	3.1	30.0	15.9	325.0	0.0
											135	508	468	489	520	518	513					0.0	35.2	18.7	381.3	0.0
0	0.0	55.2		782	667	654	665	661	524		67	71	66	109	113	112	112					3.0	30.2	16.0	326.0	0.0
K-TRON=6600 LBS/HR		SLEEVE = 0.0 in		IN REG= 55 (CW)DEG			OUT REG = 10 DEG				SPREADER = 0.0 IN			P WB(in)= 1.00 in H20				P WB(out)= 1.10 in H20			FURNACE P= 0.13 in H20			COAL P= 4.00 in H20		
MILL IN= 662 F		MILL OUT= 136 F		T WB(in)= 508 F			T WB(out)= 468 F				SAMPLE=1095 F			EXIT 1=1619 F				EXIT 2=1633 F			EXIT 3=1644 F			EXIT 4=1661 F		
EXIT 5=1586 F		EXIT 6=1591 F		EXIT(sp)= 1594 F																						
SORBENT LBS/HR= 0		SORBENT VELOCITY= 0 FT/SEC					SORBENT AIR FLOW= 0 SCFM				(Ca)/(S)= 0.00			EXCESS AIR ADJ.												
VALID DATA POINT # 2		ELAPSED TIME, MIN 6					RECORD ON TRK 0				FILE 92															
358	13:56:58	59.7	10010	1897	2211	2314	2198	2198	0	10818	1897	2198	2314	1105	1105	1099	1099	0.19	0.41	0.64	1.08	1.6	33.0	17.4	230.0	0.0
											135	486	465	477	514	510	511					0.0	35.7	18.8	249.0	0.0
0	0.0	55.2		885	669	655	667	663	515		64	62	60	94	98	97	97					3.0	30.6	16.1	213.4	0.0
K-TRON=6600 LBS/HR		SLEEVE = 0.0 in		IN REG= 55 (CW)DEG			OUT REG = 10 DEG				SPREADER = 0.0 IN			P WB(in)= 0.80 in H20				P WB(out)= 0.90 in H20			FURNACE P= 0.10 in H20			COAL P= 4.00 in H20		
MILL IN= 672 F		MILL OUT= 136 F		T WB(in)= 486 F			T WB(out)= 465 F				SAMPLE=1098 F			EXIT 1=1654 F				EXIT 2=1670 F			EXIT 3=1678 F			EXIT 4=1698 F		
EXIT 5=1591 F		EXIT 6=1616 F		EXIT(sp)= 1625 F																						
SORBENT LBS/HR= 0		SORBENT VELOCITY= 0 FT/SEC					SORBENT AIR FLOW= 0 SCFM				(Ca)/(S)= 0.00			LOW EXCESS AIR												
VALID DATA POINT # 3		ELAPSED TIME, MIN 6					RECORD ON TRK 0				FILE 93															
386	14:14:03	61.4	10280	2080	2901	2571	2839	2869	0	13101	2080	2839	2571	1451	1451	1435	1435	0.19	0.47	0.72	1.28	4.7	28.0	15.4	410.0	0.0
											136	521	473	484	519	520	515					0.0	36.1	19.8	528.2	0.0
0	0.0	55.2		769	662	649	659	655	524		68	83	68	125	129	128	127					3.8	30.9	17.0	452.8	0.0
K-TRON=6600 LBS/HR		SLEEVE = 0.0 in		IN REG= 55 (CW)DEG			OUT REG = 10 DEG				SPREADER = 0.0 IN			P WB(in)= 1.40 in H20				P WB(out)= 1.50 in H20			FURNACE P= 0.18 in H20			COAL P= 4.00 in H20		
MILL IN= 664 F		MILL OUT= 135 F		T WB(in)= 521 F			T WB(out)= 473 F				SAMPLE=1109 F			EXIT 1=1683 F				EXIT 2=1629 F			EXIT 3=1630 F			EXIT 4=1647 F		
EXIT 5=1550 F		EXIT 6=---- F		EXIT(sp)= 1570 F																						
SORBENT LBS/HR= 0		SORBENT VELOCITY= 0 FT/SEC					SORBENT AIR FLOW= 0 SCFM				(Ca)/(S)= 0.00			EXCESS AIR ADJ.												
VALID DATA POINT # 4		ELAPSED TIME, MIN 6					RECORD ON TRK 0				FILE 94															
398	14:22:09	61.2	10250	2010	3118	2647	3002	3210	0	13986	2010	3002	2647	1559	1559	1605	1605	0.20	0.49	0.75	1.36	5.7	28.0	13.4	495.0	0.0
											135	525	475	493	523	520	517					0.0	38.4	18.4	679.4	0.0
0	0.0	55.2		765	658	647	656	653	528		68	88	78	135	139	143	143					3.0	32.9	15.8	582.4	0.0
K-TRON=6600 LBS/HR		SLEEVE = 0.0 in		IN REG= 55 (CW)DEG			OUT REG = 10 DEG				SPREADER = 0.0 IN			P WB(in)= 1.80 in H20				P WB(out)= 2.00 in H20			FURNACE P= 0.21 in H20			COAL P= 4.00 in H20		
MILL IN= 666 F		MILL OUT= 135 F		T WB(in)= 525 F			T WB(out)= 475 F				SAMPLE=1137 F			EXIT 1=1600 F				EXIT 2=1619 F			EXIT 3=1640 F			EXIT 4=1633 F		
EXIT 5=1586 F		EXIT 6=---- F		EXIT(sp)= 1569 F																						
SORBENT LBS/HR= 0		SORBENT VELOCITY= 0 FT/SEC					SORBENT AIR FLOW= 0 SCFM				(Ca)/(S)= 0.00			HIGH EXCESS AIR												
VALID DATA POINT # 5		ELAPSED TIME, MIN 5					RECORD ON TRK 0				FILE 95															
441	14:49:58	60.3	10103	1966	591	4423	4445	655	0	12079	1966	4445	4423	295	295	327	327	0.19	0.63	1.07	1.28	3.5	25.0	15.7	755.0	0.0
											134	545	518	409	426	424	423					0.0	30.0	18.8	906.0	0.0
0	0.0	55.2		768	614	654	664	618	561		67	133	122	23	24	26	26					3.0	25.7	14.1	776.6	0.0
K-TRON=6600 LBS/HR		SLEEVE = 0.0 in		IN REG= 35 (CW)DEG			OUT REG = 10 DEG				SPREADER = 0.0 IN			P WB(in)= 8.90 in H20				P WB(out)= 6.50 in H20			FURNACE P= 0.14 in H20			COAL P= 4.00 in H20		
MILL IN= 660 F		MILL OUT= 134 F		T WB(in)= 545 F			T WB(out)= 518 F				SAMPLE=1068 F			EXIT 1=1592 F				EXIT 2=1609 F			EXIT 3=1601 F			EXIT 4=1621 F		
EXIT 5=1520 F		EXIT 6=---- F		EXIT(sp)= 1561 F																						
SORBENT LBS/HR= 0		SORBENT VELOCITY= 0 FT/SEC					SORBENT AIR FLOW= 0 SCFM				(Ca)/(S)= 0.00			BASELINE - UNSTAGED												
VALID DATA POINT # 6		ELAPSED TIME, MIN 7					RECORD ON TRK 0				FILE 96															

DATE	: 06-02-86		TER DIA	: 8	
SYSTEM	: LWS INS		SPREADER	: IMPELLER	
BURNER	: DME 60		OFA LOCATN	: NONE	
FUEL	: COMANCHE		OIL CHECK	: 1.84	

PT#	TIME	LOAD OIL (%)	LOAD MBTU/HR CALC	LOAD MBTU/HR MEAS	TA SCFM	PRIM	V-2	V-7	V-4	V-5	V-6	TOTAL	PRIM	SEC1	SEC2	TER1	TER2	TER3	TER4	PRIM	SEC1	SEC2	TOTAL	O2	CO	CO2	NO	SO2
						FLOW SCFM							FLOW SCFM							SR (CUM)				MEASURED				
						TEMP (F)							TEMP (F)											CORR TO 0% O2				
													VELOCITY (FT/SEC)											CORR TO 3% O2				
467	15:05:54	60.5	10141		1965	585	4301	4363	645	0	11860	1965	4363	4301	293	293	323	323	0.19	0.62	1.05	1.17	3.1	23.0	16.0	760.0	0.0
													134	545	517	400	420	420	423					0.0	27.0	18.8	891.6	0.0
0	0.0	55.2				778	605	654	664	615	557		66	130	119	23	23	26	26					3.0	23.1	16.1	764.2	0.0
K-TRON=6600 LBS/HR			SLEEVE = 0.0 in		IN REG= 35 (CW)DEG				OUT REG = 10 DEG			SPREADER = 0.0 IN		P WB(in)= 0.30 in H20		P WB(out)= 6.10 in H20		FURNACE P= 0.13 in H20		COAL P= 4.20 in H20							
MILL IN= 667 F		MILL OUT= 133 F		T WB(in)= 545 F		T WB(out)= 517 F		SAMPLE=1061 F		EXIT 1=1590 F		EXIT 2=1686 F		EXIT 3=1588 F		EXIT 4=1619 F		EXIT 5=1516 F		EXIT 6=---- F		EXIT(sp)= 1564 F						
SORBENT LBS/HR= 0		SORBENT VELOCITY= 0 FT/SEC		SORBENT AIR FLOW= 0 SCFM		(Ca)/(S)= 0.00		EXCESS AIR ADJ.																				
VALID DATA POINT # 7		ELAPSED TIME, MIN 6		RECORD ON TRK 0		FILE 97																						
488	15:19:35	60.5	10132		1939	483	3817	3824	564	0	10628	1939	3824	3817	242	242	282	282	0.19	0.57	0.95	1.05	1.0	24.0	18.2	620.0	0.0
													134	542	514	392	412	412	411					0.0	25.2	19.1	651.0	0.0
0	0.0	55.2				785	602	658	668	612	553		66	114	105	19	19	22	22					3.0	21.6	16.4	558.0	0.0
K-TRON=6600 LBS/HR			SLEEVE = 0.0 in		IN REG= 35 (CW)DEG				OUT REG = 10 DEG			SPREADER = 0.0 IN		P WB(in)= 6.10 in H20		P WB(out)= 4.60 in H20		FURNACE P= 0.09 in H20		COAL P= 4.20 in H20							
MILL IN= 668 F		MILL OUT= 133 F		T WB(in)= 542 F		T WB(out)= 514 F		SAMPLE=1056 F		EXIT 1=1612 F		EXIT 2=1626 F		EXIT 3=1617 F		EXIT 4=1643 F		EXIT 5=1530 F		EXIT 6=---- F		EXIT(sp)= 1597 F						
SORBENT LBS/HR= 0		SORBENT VELOCITY= 0 FT/SEC		SORBENT AIR FLOW= 0 SCFM		(Ca)/(S)= 0.00		LOW EXCESS AIR																				
VALID DATA POINT # 8		ELAPSED TIME, MIN 6		RECORD ON TRK 0		FILE 98																						
502	15:28:42	61.6	10320		1954	548	4059	4163	601	0	11325	1954	4163	4059	274	274	301	301	0.19	0.59	0.99	1.10	1.9	28.0	17.2	720.0	0.0
													134	544	517	400	414	417	415					0.0	22.0	18.9	791.6	0.0
0	0.0	55.2				783	604	658	667	616	556		66	124	112	21	22	24	24					3.0	18.8	16.2	678.5	0.0
K-TRON=6600 LBS/HR			SLEEVE = 0.0 in		IN REG= 35 (CW)DEG				OUT REG = 10 DEG			SPREADER = 0.0 IN		P WB(in)= 7.50 in H20		P WB(out)= 6.00 in H20		FURNACE P= 0.12 in H20		COAL P= 4.20 in H20							
MILL IN= 671 F		MILL OUT= 134 F		T WB(in)= 544 F		T WB(out)= 517 F		SAMPLE=1070 F		EXIT 1=1621 F		EXIT 2=1639 F		EXIT 3=1624 F		EXIT 4=1655 F		EXIT 5=1552 F		EXIT 6=---- F		EXIT(sp)= 1598 F						
SORBENT LBS/HR= 0		SORBENT VELOCITY= 0 FT/SEC		SORBENT AIR FLOW= 0 SCFM		(Ca)/(S)= 0.00		EXCESS AIR ADJ.																				
VALID DATA POINT # 9		ELAPSED TIME, MIN 4		RECORD ON TRK 0		FILE 99																						
540	15:52:00	61.9	10371		1920	665	4767	4716	691	0	12759	1920	4716	4767	332	332	346	346	0.19	0.64	1.10	1.23	4.0	17.0	15.8	765.0	0.0
													135	546	521	400	433	426	427					0.0	21.0	18.5	945.0	0.0
0	0.0	55.2				786	617	654	662	620	566		65	141	132	26	27	28	28					3.0	18.0	15.9	810.0	0.0
K-TRON=6600 LBS/HR			SLEEVE = 0.0 in		IN REG= 35 (CW)DEG				OUT REG = 10 DEG			SPREADER = 0.0 IN		P WB(in)= 10.10 in H20		P WB(out)= 7.80 in H20		FURNACE P= 0.17 in H20		COAL P= 4.20 in H20							
MILL IN= 668 F		MILL OUT= 134 F		T WB(in)= 546 F		T WB(out)= 521 F		SAMPLE=1093 F		EXIT 1=1680 F		EXIT 2=1624 F		EXIT 3=1684 F		EXIT 4=1640 F		EXIT 5=1539 F		EXIT 6=---- F		EXIT(sp)= 1579 F						
SORBENT LBS/HR= 0		SORBENT VELOCITY= 0 FT/SEC		SORBENT AIR FLOW= 0 SCFM		(Ca)/(S)= 0.00		EXCESS AIR ADJ.																				
VALID DATA POINT # 10		ELAPSED TIME, MIN 6		RECORD ON TRK 0		FILE 100																						
553	16:01:12	61.6	10327		1955	718	5094	5036	765	0	13568	1955	5036	5094	359	359	383	383	0.19	0.68	1.17	1.31	5.1	16.0	14.1	750.0	0.0
													135	544	523	409	438	432	427					0.0	21.1	18.6	990.6	0.0
0	0.0	55.2				779	622	649	658	621	569		66	158	141	28	29	31	31					3.0	18.1	16.0	849.1	0.0
K-TRON=6600 LBS/HR			SLEEVE = 0.0 in		IN REG= 35 (CW)DEG				OUT REG = 10 DEG			SPREADER = 0.0 IN		P WB(in)= 11.80 in H20		P WB(out)= 9.80 in H20		FURNACE P= 0.20 in H20		COAL P= 4.20 in H20							
MILL IN= 658 F		MILL OUT= 134 F		T WB(in)= 544 F		T WB(out)= 523 F		SAMPLE=1103 F		EXIT 1=1596 F		EXIT 2=1617 F		EXIT 3=1603 F		EXIT 4=1630 F		EXIT 5=1537 F		EXIT 6=1584 F		EXIT(sp)= 1570 F						
SORBENT LBS/HR= 0		SORBENT VELOCITY= 0 FT/SEC		SORBENT AIR FLOW= 0 SCFM		(Ca)/(S)= 0.00		HIGH EXCESS AIR																				
VALID DATA POINT # 11		ELAPSED TIME, MIN 5		RECORD ON TRK 0		FILE 101																						

APPENDIX B.5

120 x 10^6 Btu/HR DMB VALID DATA SUMMARY

Reproduced from
best available copy.

DATE : 04-15-85 TIER DIA : 11.2525
SYSTEM : LWS SPREADER : BL. @37
BURNER : DMB1.20 OFA LOCATN : NONE
FUEL : UTAH1.1 OIL CHECK : -3.27

PT#	TIME	LOAD MBTU/HR CALC	TA SCFM	PRIM	V-2	V-3	V-4	V-5	V-6	V-7	V-8	V-9	TOTAL	PRIM	SEC1	SEC2	TER1	TER2	TER3	TER4	PRIM	SEC1	SEC2	TOTAL	O2	CO	CO2	NO	SO2
	OIL							FLOW SCFM									FLOW SCFM					SR (CUM)					MEASURED		
(V)	LOAD	MEAS						TEMP (F)									TEMP (F)										CORR TO 6% O2		
																	VELOCITY (FT/SEC)										CORR TO 3% O2		
332	12:07:06	119.5	19965	3971	1002	3653	4141	0	699	4440	5552	520	23977	3971	7794	9991	1002	0	699	520	0.20	0.59	1.09	1.20	3.6	35.0	15.0	325.0	460.0
														149	489	489	452	436	458	465					0.0	42.2	18.1	392.2	555.2
0.00	0.0	115.5		417	553	579	585	559	544	573	568	518		60	110	135	41	0	29	22					3.0	36.2	15.5	336.2	475.1
K-TRON= 9200 LBS/HR			SLEEVE = 0 in		IN REG= 30 DEG			OUT REG = 10 DEG			SPREADER = 0 IN			PRI(act)= 78 ft/sec			P WB(out)= 15.50 in H20			P WB(in)= 5.60 in H20			FURNACE P= 0.25 in H20			COAL P= 1.50 in H20		
MILL IN= 386 F		MILL OUT= 159 F		T WB(in)= 489 F			T WB(out)= 489 F			SAMPLE= ---- F			EXIT 1=1594 F			EXIT 2=---- F			EXIT 3=1528 F			EXIT 4=1575 F			EXIT 5=1597 F		
EXIT 6=1584 F		EXIT(sp)= 1756 F		OFA(sp)=2159 F																									
SORBENT LBS/HR= 0		SORBENT VELOCITY= 0 FT/SEC		SORBENT AIR FLOW= 0 SCFM										(Ca)/(S)= 0.00			BASELINE-FULL LOAD													
VALID DATA POINT # 1		ELAPSED TIME, MIN 10		RECORD ON TRK 0										FILE 18															
357	12:23:03	120.2	20083	3956	532	3646	4232	0	470	4563	5464	470	23333	3956	7878	10027	532	0	470	470	0.20	0.59	1.09	1.16	3.0	35.0	15.6	330.0	460.0
														150	500	500	433	435	455	465					0.0	40.8	18.2	365.0	536.7
0.00	0.0	115.5		417	544	591	596	563	546	586	581	527		60	113	137	21	0	19	19					3.0	35.0	15.6	330.0	460.0
K-TRON= 9200 LBS/HR			SLEEVE = 0 in		IN REG= 30 DEG			OUT REG = 10 DEG			SPREADER = 0 IN			PRI(act)= 78 ft/sec			P WB(out)= 15.50 in H20			P WB(in)= 5.70 in H20			FURNACE P= 0.25 in H20			COAL P= 1.30 in H20		
MILL IN= 388 F		MILL OUT= 154 F		T WB(in)= 500 F			T WB(out)= 500 F			SAMPLE= ---- F			EXIT 1=1601 F			EXIT 2=---- F			EXIT 3=1612 F			EXIT 4=1584 F			EXIT 5=1602 F		
EXIT 6=1601 F		EXIT(sp)= 1798 F		OFA(sp)=2172 F																									
SORBENT LBS/HR= 0		SORBENT VELOCITY= 0 FT/SEC		SORBENT AIR FLOW= 0 SCFM										(Ca)/(S)= 0.00			EXCESS AIR CURVE-SPREADER 0 POSITION													
VALID DATA POINT # 2		ELAPSED TIME, MIN 8		RECORD ON TRK 0										FILE 19															
373	12:34:14	117.8	19555	3947	0	3652	4358	0	0	4580	5110	473	22121	3947	8010	9691	0	0	0	473	0.20	0.61	1.11	1.13	2.5	40.0	16.0	330.0	480.0
														147	501	501	418	443	421	459					0.0	45.4	18.2	374.6	544.9
0.00	0.0	115.5		418	541	604	618	567	541	599	591	537		60	115	132	0	0	0	19					3.0	38.9	15.6	321.1	467.0
K-TRON= 9200 LBS/HR			SLEEVE = 0 in		IN REG= 30 DEG			OUT REG = 10 DEG			SPREADER = 0 IN			PRI(act)= 78 ft/sec			P WB(out)= 16.00 in H20			P WB(in)= 5.50 in H20			FURNACE P= 0.25 in H20			COAL P= 1.30 in H20		
MILL IN= 389 F		MILL OUT= 160 F		T WB(in)= 501 F			T WB(out)= 501 F			SAMPLE= ---- F			EXIT 1=1600 F			EXIT 2=---- F			EXIT 3=1593 F			EXIT 4=1584 F			EXIT 5=1608 F		
EXIT 6=1593 F		EXIT(sp)= 1782 F		OFA(sp)=2192 F																									
SORBENT LBS/HR= 0		SORBENT VELOCITY= 0 FT/SEC		SORBENT AIR FLOW= 0 SCFM										(Ca)/(S)= 0.00			EXCESS AIR CURVE													
VALID DATA POINT # 3		ELAPSED TIME, MIN 8		RECORD ON TRK 0										FILE 20															
384	12:43:03	117.9	19698	3951	0	3611	4417	0	0	4418	4627	468	21491	3951	8028	9044	0	0	0	468	0.20	0.61	1.07	1.09	1.8	45.0	16.4	320.0	530.0
														148	509	509	419	447	420	461					0.0	49.2	17.9	350.0	579.7
0.00	0.0	115.5		415	545	611	618	570	545	608	598	546		60	116	125	0	0	0	19					3.0	42.2	15.4	300.0	496.9
K-TRON= 9200 LBS/HR			SLEEVE = 0 in		IN REG= 30 DEG			OUT REG = 10 DEG			SPREADER = 0 IN			PRI(act)= 78 ft/sec			P WB(out)= 15.00 in H20			P WB(in)= 5.00 in H20			FURNACE P= 0.20 in H20			COAL P= 1.30 in H20		
MILL IN= 389 F		MILL OUT= 155 F		T WB(in)= 509 F			T WB(out)= 509 F			SAMPLE= ---- F			EXIT 1=1636 F			EXIT 2=---- F			EXIT 3=1607 F			EXIT 4=1615 F			EXIT 5=1640 F		
EXIT 6=1626 F		EXIT(sp)= 1585 F		OFA(sp)=2228 F																									
SORBENT LBS/HR= 0		SORBENT VELOCITY= 0 FT/SEC		SORBENT AIR FLOW= 0 SCFM										(Ca)/(S)= 0.00			MINIMUM EXCESS AIR													
VALID DATA POINT # 4		ELAPSED TIME, MIN 7		RECORD ON TRK 0										FILE 21															
429	13:13:28	124.9	20861	3914	460	3563	4015	998	948	4640	5308	929	24775	3914	7579	9947	460	998	948	929	0.19	0.55	1.03	1.19	3.4	35.0	15.4	330.0	500.0
														148	504	504	455	479	496	492					0.0	41.8	18.4	393.7	596.6
0.00	0.0	111.7		418	564	595	603	579	572	592	585	563		59	109	136	19	42	41	40					3.0	35.8	15.8	337.5	511.4
K-TRON= 8900 LBS/HR			SLEEVE = 0 in		IN REG= 30 DEG			OUT REG = 10 DEG			SPREADER = 0 IN			PRI(act)= 77 ft/sec			P WB(out)= 15.00 in H20			P WB(in)= 5.90 in H20			FURNACE P= 0.30 in H20			COAL P= 1.30 in H20		
MILL IN= 391 F		MILL OUT= 157 F		T WB(in)= 504 F			T WB(out)= 504 F			SAMPLE= ---- F			EXIT 1=1625 F			EXIT 2=---- F			EXIT 3=1574 F			EXIT 4=1593 F			EXIT 5=1610 F		
EXIT 6=1598 F		EXIT(sp)= 1531 F		OFA(sp)=2199 F																									
SORBENT LBS/HR= 0		SORBENT VELOCITY= 0 FT/SEC		SORBENT AIR FLOW= 0 SCFM										(Ca)/(S)= 0.00			BASELINE													
VALID DATA POINT # 5		ELAPSED TIME, MIN 8		RECORD ON TRK 0										FILE 22															

DATE	: 04-16-85	TER DIA	: 11.375
SYSTEM	: LWS8	SPREADER	: DUAL CONE
BURNER	: DMB4 20	OFA LOCATN	: NONE
FUEL	: UTAH 11	OIL CHECK	: 5.64

PT#	TIME	LOAD MATU/HR	TA	PRIM	V-2	V-3	V-4	V-5	V-6	V-7	V-8	V-9	TOTAL	PRIM	SEC1	SEC2	TER1	TER2	TER3	TER4	PRIM	SEC1	SEC2	TOTAL	O2	CO	CO2	NO	SO2
		OIL		FLOW SCFM										FLOW SCFM							SR (CUM)				MEASURED				
(V)	LOAD	MEAS		TEMP (F)										TEMP (F)											CORR TO 0% O2				
				VELOCITY (FT/SEC)																					CORR TO 3% O2				
272	12:22:42	121.7	20339	3735	874	3492	4295	0	0	4908	5836	1083	24423	3735	7987	10744	874	0	0	1083	0.18	0.58	1.18	1.20	3.6	30.0	15.4	410.0	450.0
														146	465	482	441	466	392	348					0.0	36.2	18.6	494.8	543.1
0.00	0.0	115.5		422	540	561	568	475	-----	558	555	537		56	110	144	35	0	0	39					3.0	31.0	15.9	424.1	465.5
K-TRON= 9200 LBS/HR			SLEEVE = 0 in	IN REG= 30 DEG		OUT REG = 10 DEG		SPREADER = 0 IN		PRI(act)= 87 ft/sec			P WB(out)= 13.50 in H2O		P WB(in)= 6.00 in H2O		FURNACE P= 0.25 in H2O		COAL P= 4.50 in H2O									
MILL IN= 392 F		MILL OUT= 156 F		T WB(in)= 465 F		T WB(out)= 482 F		SAMPLE= 1277 F		EXIT 1=---- F			EXIT 2=1551 F		EXIT 3=1515 F		EXIT 4=1556 F		EXIT 5=1579 F		EXIT 6=1557 F		EXIT(sp)= 1587 F		OFA(sp)=2139 F				
SORBENT LBS/HR= 0		SORBENT VELOCITY= 0 FT/SEC		SORBENT AIR FLOW= 0 SCFM				(Ca)/(S)= 0.00					BASELINE- DUAL CONE SPREADER-UNSTAGED															
VALID DATA POINT # 1		ELAPSED TIME, MIN 10		RECORD ON TRK 0				FILE 23																					
339	13:06:31	123.0	20558	3703	1260	3822	4360	1071	567	4191	4613	1101	24688	3703	8182	8804	1260	1071	567	1101	0.18	0.58	1.01	1.20	3.6	30.0	15.4	385.0	430.0
														145	474	481	461	474	443	402					0.0	36.2	18.6	464.7	519.0
0.00	0.0	114.2		418	560	578	584	518	537	573	565	551		56	114	118	52	45	23	42					3.0	31.0	15.9	398.3	444.8
K-TRON= 9100 LBS/HR			SLEEVE = 0 in	IN REG= 30 DEG		OUT REG = 10 DEG		SPREADER = 0 IN		PRI(act)= 86 ft/sec			P WB(out)= 15.00 in H2O		P WB(in)= 4.80 in H2O		FURNACE P= 0.25 in H2O		COAL P= 4.80 in H2O									
MILL IN= 398 F		MILL OUT= 150 F		T WB(in)= 474 F		T WB(out)= 481 F		SAMPLE= 1260 F		EXIT 1= 68 F			EXIT 2=1507 F		EXIT 3=1523 F		EXIT 4=1537 F		EXIT 5=1555 F		EXIT 6=1542 F		EXIT(sp)= 1533 F		OFA(sp)=2148 F				
SORBENT LBS/HR= 0		SORBENT VELOCITY= 0 FT/SEC		SORBENT AIR FLOW= 0 SCFM				(Ca)/(S)= 0.00					BASELINE															
VALID DATA POINT # 2		ELAPSED TIME, MIN 7		RECORD ON TRK 0				FILE 24																					
352	13:14:52	123.9	20695	3994	1470	3819	4326	604	586	4218	4606	1091	24714	3994	8145	8824	1470	604	586	1091	0.19	0.59	1.01	1.19	3.5	35.0	15.8	360.0	515.0
														144	476	483	460	476	445	402					0.0	42.0	19.0	432.0	618.0
0.00	0.0	114.2		404	561	580	586	521	539	575	578	553		60	114	118	60	25	24	42					3.0	36.0	16.3	370.3	529.2
K-TRON= 9100 LBS/HR			SLEEVE = 0 in	IN REG= 30 DEG		OUT REG = 10 DEG		SPREADER = 1 IN		PRI(act)= 92 ft/sec			P WB(out)= 15.00 in H2O		P WB(in)= 4.80 in H2O		FURNACE P= 0.25 in H2O		COAL P= 3.30 in H2O									
MILL IN= 376 F		MILL OUT= 154 F		T WB(in)= 476 F		T WB(out)= 483 F		SAMPLE= 1279 F		EXIT 1=---- F			EXIT 2=1511 F		EXIT 3=1531 F		EXIT 4=1556 F		EXIT 5=1569 F		EXIT 6=1559 F		EXIT(sp)= 1545 F		OFA(sp)=2172 F				
SORBENT LBS/HR= 0		SORBENT VELOCITY= 0 FT/SEC		SORBENT AIR FLOW= 0 SCFM				(Ca)/(S)= 0.00					SPREADER ADJUSTMENT-IN															
VALID DATA POINT # 3		ELAPSED TIME, MIN 8		RECORD ON TRK 0				FILE 25																					
368	13:22:48	122.6	20492	4146	1068	3827	4340	599	579	4180	4640	1093	24472	4146	8167	8828	1068	599	579	1093	0.20	0.60	1.03	1.19	3.5	35.0	15.8	350.0	820.0
														146	477	485	463	477	445	403					0.0	42.0	19.0	420.0	804.0
0.00	0.0	114.2		394	563	581	587	522	541	577	571	554		63	114	118	44	25	23	42					3.0	36.0	16.3	360.0	732.0
K-TRON= 9100 LBS/HR			SLEEVE = 0 in	IN REG= 30 DEG		OUT REG = 10 DEG		SPREADER = 2 IN		PRI(act)= 96 ft/sec			P WB(out)= 15.00 in H2O		P WB(in)= 4.80 in H2O		FURNACE P= 0.30 in H2O		COAL P= 2.20 in H2O									
MILL IN= 368 F		MILL OUT= 153 F		T WB(in)= 477 F		T WB(out)= 485 F		SAMPLE= 1276 F		EXIT 1=---- F			EXIT 2=1517 F		EXIT 3=1514 F		EXIT 4=1540 F		EXIT 5=1553 F		EXIT 6=1545 F		EXIT(sp)= 1528 F		OFA(sp)=2154 F				
SORBENT LBS/HR= 0		SORBENT VELOCITY= 0 FT/SEC		SORBENT AIR FLOW= 0 SCFM				(Ca)/(S)= 0.00																					
VALID DATA POINT # 4		ELAPSED TIME, MIN 7		RECORD ON TRK 0				FILE 26																					
401	13:44:42	120.5	20139	3783	877	3820	4387	642	565	4216	4661	1100	24050	3783	8206	8877	877	642	565	1100	0.19	0.60	1.04	1.19	3.5	25.0	15.8	420.0	450.0
														143	479	488	464	481	449	407					0.0	30.0	19.0	504.0	540.0
0.00	0.0	114.2		407	566	584	591	526	545	581	575	558		57	115	120	36	27	23	43					3.0	25.7	16.3	432.0	462.9
K-TRON= 9100 LBS/HR			SLEEVE = 0 in	IN REG= 30 DEG		OUT REG = 10 DEG		SPREADER = 0 IN		PRI(act)= 87 ft/sec			P WB(out)= 15.00 in H2O		P WB(in)= 4.80 in H2O		FURNACE P= 0.30 in H2O		COAL P= 5.00 in H2O									
MILL IN= 377 F		MILL OUT= 150 F		T WB(in)= 479 F		T WB(out)= 488 F		SAMPLE= 1277 F		EXIT 1= 358 F			EXIT 2=1542 F		EXIT 3=1594 F		EXIT 4=1555 F		EXIT 5=1580 F		EXIT 6=1554 F		EXIT(sp)= 1519 F		OFA(sp)=2176 F				
SORBENT LBS/HR= 0		SORBENT VELOCITY= 0 FT/SEC		SORBENT AIR FLOW= 0 SCFM				(Ca)/(S)= 0.00					BASELINE SPREADER															
VALID DATA POINT # 5		ELAPSED TIME, MIN 6		RECORD ON TRK 0				FILE 27																					
421	14:03:31	120.1	20072	3279	1105	3825	4360	965	567	4169	4606	1093	23970	3279	8186	8775	1105	965	567	1093	0.16	0.57	1.01	1.19	3.5	25.0	15.8	500.0	440.0
														143	483	493	466	484	454	412					0.0	30.0	19.0	600.0	528.0
0.00	0.0	114.2		447	569	589	596	531	549	585	579	562		49	115	119	46	41	23	43					3.0	25.7	16.3	514.3	452.5
K-TRON= 9100 LBS/HR			SLEEVE = 0 in	IN REG= 30 DEG		OUT REG = 10 DEG		SPREADER = -1 IN		PRI(act)= 76 ft/sec			P WB(out)= 15.00 in H2O		P WB(in)= 4.80 in H2O		FURNACE P= 0.30 in H2O		COAL P= 8.00 in H2O									
MILL IN= 414 F		MILL OUT= 148 F		T WB(in)= 483 F		T WB(out)= 493 F		SAMPLE= 1266 F		EXIT 1=2149 F			EXIT 2=1521 F		EXIT 3=1590 F		EXIT 4=1553 F		EXIT 5=1573 F		EXIT 6=1526 F		EXIT(sp)= 1540 F		OFA(sp)=2152 F				
SORBENT LBS/HR= 0		SORBENT VELOCITY= 0 FT/SEC		SORBENT AIR FLOW= 0 SCFM				(Ca)/(S)= 0.00					SPREADER RETRACTION-1 INCH															
VALID DATA POINT # 6		ELAPSED TIME, MIN 8		RECORD ON TRK 0				FILE 28																					

DATE	: 04-16-85	TER DIA	: 11.375
SYSTEM	: LWS	SPREADER	: DUAL CONE
BURNER	: DME120	OFA LOCATN	: NONE
FUEL	: UTAH11.1	OIL CHECK	: -5.64

PT#	TIME	LOAD MRTU/HR CALC	TA SCFM	PRIM	V-2	V-3	V-4	V-5	V-6	V-7	V-8	V-9	TOTAL	PRIM	SEC1	SEC2	TER1	TER2	TER3	TER4	PRIM	SEC1	SEC2	TOTAL	O2	CO	CO2	NO	SO2
	OIL			FLOW SCFM																	SR (CUM)				MEASURED				
(V)	LOAD	MEAS		TEMP (F)													VELOCITY (FT/SEC)								CORR TO 0% O2				
																	TEMP (F)								CORR TO 3% O2				
474	14:42:46	119.3	19936	3656	1328	3770	4262	0	563	4580	4596	1134	23888	3656	8032	9096	1328	0	563	1134	0.18	0.59	1.04	1.19	3.5	30.0	15.6	460.0	470.0
														146	484	490	464	485	456	419					0.0	36.0	18.7	692.0	644.0
0.00	0.0	114.2		426	569	589	597	536	550	586	578	563		55	113	123	55	0	23	45					3.0	30.9	16.0	773.1	788.9
K-TRON= 9100 LBS/HR			SLEEVE =	0 in	IN REG=	30 DEG	OUT REG =	10 DEG	SPREADER =	0 IN	PRI(act)=	85 ft/sec		P WB(out)=	15.00	in H2O	P WB(in)=	4.80	in H2O	FURNACE P=	0.30	in H2O	COAL P=	4.80	in H2O					
MILL IN=	393 F	MILL OUT=	150 F	T WB(in)=	484 F	T WB(out)=	490 F	SAMPLE=	1295 F	EXIT 1=---- F		EXIT 2=1605 F		EXIT 3=1550 F		EXIT 4=1568 F		EXIT 5=1589 F		EXIT 6=1578 F		EXIT(sp)=	1525 F	OFA(sp)=	2181 F			
SORBENT LBS/HR=	0	SORBENT VELOCITY=	0 FT/SEC	SORBENT AIR FLOW=	0	SCFM	[Ca]/[S]=	0.00	BASELINE-SPREADER AT 0																				
VALID DATA POINT	0	7	ELAPSED TIME, MIN	7	RECORD ON TRK	0	FILE	29																					
507	15:05:31	102.6	17149	3822	969	3551	4727	662	0	3491	2236	795	20254	3822	8278	5728	969	662	0	795	0.22	0.71	1.04	1.18	3.3	35.0	15.8	410.0	460.0
														147	515	489	480	493	425	422					0.0	41.5	18.7	486.9	544.6
0.00	0.0	96.7		411	592	620	629	558	556	615	595	578		58	120	77	41	28	0	31					3.0	35.6	16.1	416.9	467.8
K-TRON= 7700 LBS/HR			SLEEVE =	0 in	IN REG=	30 DEG	OUT REG =	10 DEG	SPREADER =	0 IN	PRI(act)=	89 ft/sec		P WB(out)=	15.00	in H2O	P WB(in)=	2.50	in H2O	FURNACE P=	0.15	in H2O	COAL P=	4.50	in H2O					
MILL IN=	384 F	MILL OUT=	155 F	T WB(in)=	515 F	T WB(out)=	489 F	SAMPLE=	1197 F	EXIT 1=---- F		EXIT 2=1494 F		EXIT 3=1520 F		EXIT 4=1478 F		EXIT 5=1511 F		EXIT 6=1496 F		EXIT(sp)=	1501 F	OFA(sp)=	2124 F			
SORBENT LBS/HR=	0	SORBENT VELOCITY=	0 FT/SEC	SORBENT AIR FLOW=	0	SCFM	[Ca]/[S]=	0.00	REDUCED LOAD																				
VALID DATA POINT	0	8	ELAPSED TIME, MIN	7	RECORD ON TRK	0	FILE	30																					
528	15:17:49	106.9	17865	3833	1022	3061	4439	873	0	4061	3152	777	21217	3833	7499	7213	1022	873	0	777	0.21	0.63	1.04	1.19	3.4	30.0	15.8	390.0	470.0
														146	522	515	492	506	433	431					0.0	35.8	18.9	465.3	560.7
0.00	0.0	96.7		410	607	636	649	564	570	635	620	594		58	118	100	43	38	0	31					3.0	30.7	16.2	398.9	480.7
K-TRON= 7700 LBS/HR			SLEEVE =	0 in	IN REG=	30 DEG	OUT REG =	10 DEG	SPREADER =	0 IN	PRI(act)=	89 ft/sec		P WB(out)=	12.50	in H2O	P WB(in)=	3.50	in H2O	FURNACE P=	0.15	in H2O	COAL P=	4.70	in H2O					
MILL IN=	381 F	MILL OUT=	154 F	T WB(in)=	522 F	T WB(out)=	515 F	SAMPLE=	1210 F	EXIT 1=---- F		EXIT 2=1494 F		EXIT 3=1540 F		EXIT 4=1481 F		EXIT 5=1505 F		EXIT 6=1503 F		EXIT(sp)=	1479 F	OFA(sp)=	2111 F			
SORBENT LBS/HR=	0	SORBENT VELOCITY=	0 FT/SEC	SORBENT AIR FLOW=	0	SCFM	[Ca]/[S]=	0.00	REDUCED LOAD-BASELINE																				
VALID DATA POINT	0	9	ELAPSED TIME, MIN	7	RECORD ON TRK	0	FILE	31																					
548	15:36:33	103.3	17259	3843	1732	2228	3236	1352	1725	2598	2299	1606	20611	3843	5464	4889	1732	1352	1725	1606	0.22	0.54	0.82	1.19	3.5	35.0	15.8	300.0	470.0
														141	507	509	527	546	547	493					0.0	42.0	19.0	360.0	564.0
0.00	0.0	96.7		409	628	634	652	606	628	638	620	621		57	79	67	76	61	78	68					3.0	36.0	16.3	308.5	483.0
K-TRON= 7700 LBS/HR			SLEEVE =	0 in	IN REG=	30 DEG	OUT REG =	10 DEG	SPREADER =	0 IN	PRI(act)=	88 ft/sec		P WB(out)=	12.50	in H2O	P WB(in)=	3.50	in H2O	FURNACE P=	0.15	in H2O	COAL P=	4.70	in H2O					
MILL IN=	380 F	MILL OUT=	144 F	T WB(in)=	507 F	T WB(out)=	509 F	SAMPLE=	1180 F	EXIT 1=---- F		EXIT 2=1492 F		EXIT 3=1526 F		EXIT 4=1473 F		EXIT 5=1471 F		EXIT 6=1489 F		EXIT(sp)=	1439 F	OFA(sp)=	2101 F			
SORBENT LBS/HR=	0	SORBENT VELOCITY=	0 FT/SEC	SORBENT AIR FLOW=	0	SCFM	[Ca]/[S]=	0.00	REDUCED LOAD-STAGED-FLAME 22FT.																				
VALID DATA POINT	0	10	ELAPSED TIME, MIN	7	RECORD ON TRK	0	FILE	32																					

DATE	04-18-85	TER DIA	11.375
SYSTEM	LOWS	SPREADER	CONE-6@25
BURNER	DMB1.20	OFA LOCATN	NONE
FUEL	UTAH11.1	OIL CHECK	-0.19

PT#	TIME	LOAD MBTU/HR	TA	PRIM	V-2	V-3	V-4	V-5	V-6	V-7	V-8	V-9	TOTAL	PRIM	SEC1	SEC2	TER1	TER2	TER3	TER4	PRIM	SEC1	SEC2	TOTAL	O2	CO	CO2	NO	SO2
		OTL CALC	SCFM	FLOW SCFM										FLOW SCFM							SR (CUM)				MEASURED				
(V)	LOAD	MEAS		TEMP (F)										TEMP (F)											CORR TO 0% O2				
				VELOCITY (FT/SEC)																					CORR TO 3% O2				
190	09:44:08	119.4	19949	3902	870	3838	4392	840	291	5745	3658	425	23953	3902	8222	9484	870	840	291	425	0.20	0.61	1.08	1.20	3.6	35.0	15.4	390.0	480.0
														143	512	514	486	439	463	445					8.0	42.2	18.6	470.7	618.9
0.00	0.0	118.0	422	598	629	633	577	566	625	611	562			59	119	130	37	34	12	17					3.0	36.2	15.9	403.4	544.8
K-TRON= 9400 LBS/HR SLEEVE = 0 in IN REG= 30 DEG OUT REG = 10 DEG SPREADER = 0 IN PRI(act)= 90 ft/sec P WB(out)= 6.00 in H2O P WB(in)= 16.20 in H2O FURNACE P= 0.14 in H2O COAL P= 2.30 in H2O																													
MILL IN= 393 F MILL OUT= 158 F T WB(in)= 512 F T WB(out)= 514 F SAMPLE= 1260 F EXIT 1=1595 F EXIT 2=1561 F EXIT 3=1533 F EXIT 4=1575 F EXIT 5=1585 F EXIT 6=1590 F EXIT(sp)= 1729 F OFA(sp)=2093 F																													
SORBENT LBS/HR= 0 SORBENT VELOCITY= 0 FT/SEC SORBENT AIR FLOW= 0 SCFM (Ca)/(S)= 0.00 BASELINE-SPREADER AT 0 POSITION																													
VALID DATA POINT # 1 ELAPSED TIME, MIN 10 RECORD ON TRK 0 FILE 33																													
220	10:10:34	122.2	20414	3883	1170	3825	4345	996	304	5752	3693	413	24379	3883	8169	9444	1170	996	304	413	0.19	0.59	1.05	1.19	3.5	25.0	15.4	390.0	410.0
														144	516	511	485	428	460	440					0.0	30.0	18.5	468.0	492.0
0.00	0.0	118.0	417	594	626	629	573	563	621	607	560			58	119	130	49	40	12	17					3.0	25.7	15.8	401.1	421.7
K-TRON= 9400 LBS/HR SLEEVE = 0 in IN REG= 30 DEG OUT REG = 10 DEG SPREADER = 0 IN PRI(act)= 89 ft/sec P WB(out)= 6.00 in H2O P WB(in)= 16.20 in H2O FURNACE P= 0.14 in H2O COAL P= 2.30 in H2O																													
MILL IN= 387 F MILL OUT= 155 F T WB(in)= 516 F T WB(out)= 511 F SAMPLE= 1261 F EXIT 1=1590 F EXIT 2=1557 F EXIT 3=1538 F EXIT 4=1573 F EXIT 5=1592 F EXIT 6=1561 F EXIT(sp)= 1766 F OFA(sp)=2102 F																													
SORBENT LBS/HR= 0 SORBENT VELOCITY= 0 FT/SEC SORBENT AIR FLOW= 0 SCFM (Ca)/(S)= 0.00 BASELINE																													
VALID DATA POINT # 2 ELAPSED TIME, MIN 8 RECORD ON TRK 0 FILE 34																													
240	10:23:25	118.4	19777	4009	503	3831	4393	981	271	5849	3341	441	23618	4009	8224	9190	503	981	271	441	0.20	0.62	1.08	1.19	3.5	25.0	15.6	375.0	400.0
														139	513	498	473	438	460	435					0.0	30.0	18.7	450.0	480.0
0.00	0.0	118.0	408	590	626	631	573	563	622	607	560			60	119	125	21	39	11	18					3.0	25.7	16.0	385.7	411.4
K-TRON= 9400 LBS/HR SLEEVE = 0 in IN REG= 30 DEG OUT REG = 10 DEG SPREADER = 1 IN PRI(act)= 92 ft/sec P WB(out)= 6.00 in H2O P WB(in)= 16.20 in H2O FURNACE P= 0.16 in H2O COAL P= 2.50 in H2O																													
MILL IN= 380 F MILL OUT= 142 F T WB(in)= 513 F T WB(out)= 498 F SAMPLE= 1264 F EXIT 1=1596 F EXIT 2=1549 F EXIT 3=1544 F EXIT 4=1573 F EXIT 5=1573 F EXIT 6=1576 F EXIT(sp)= 1766 F OFA(sp)=2105 F																													
SORBENT LBS/HR= 0 SORBENT VELOCITY= 0 FT/SEC SORBENT AIR FLOW= 0 SCFM (Ca)/(S)= 0.00 SPREADER ADJUSTMENT-IN 1 INCH																													
VALID DATA POINT # 3 ELAPSED TIME, MIN 7 RECORD ON TRK 0 FILE 35																													
256	10:35:03	119.2	19917	4232	764	3892	4524	689	0	5625	3452	740	23919	4232	8416	9077	764	689	0	740	0.21	0.64	1.09	1.20	3.6	25.0	15.6	350.0	0.0
														141	514	502	473	434	460	434					0.0	30.2	18.8	422.4	0.0
0.00	0.0	118.0	399	592	628	633	573	563	623	608	561			63	122	124	32	28	0	30					3.0	25.9	16.1	362.1	0.0
K-TRON= 9400 LBS/HR SLEEVE = 0 in IN REG= 30 DEG OUT REG = 10 DEG SPREADER = 2 IN PRI(act)= 97 ft/sec P WB(out)= 6.00 in H2O P WB(in)= 16.20 in H2O FURNACE P= 0.16 in H2O COAL P= 2.50 in H2O																													
MILL IN= 375 F MILL OUT= 154 F T WB(in)= 514 F T WB(out)= 502 F SAMPLE= 1254 F EXIT 1=1580 F EXIT 2=1533 F EXIT 3=1539 F EXIT 4=1560 F EXIT 5=1561 F EXIT 6=1555 F EXIT(sp)= 1747 F OFA(sp)=2098 F																													
SORBENT LBS/HR= 0 SORBENT VELOCITY= 0 FT/SEC SORBENT AIR FLOW= 0 SCFM (Ca)/(S)= 0.00 SPREADER ADJUSTMENT-2 INCHES IN																													
VALID DATA POINT # 4 ELAPSED TIME, MIN 8 RECORD ON TRK 0 FILE 36																													
288	10:51:38	119.0	19890	3987	645	3843	4459	1097	321	5473	3351	447	23622	3987	8302	8823	645	1097	321	447	0.20	0.62	1.06	1.19	3.4	30.0	16.0	390.0	460.0
														140	514	506	474	427	460	430					0.0	35.8	19.1	465.3	548.9
0.00	0.0	118.0	410	592	629	636	574	565	626	608	563			60	121	121	27	43	13	18					3.0	30.7	16.4	398.9	470.5
K-TRON= 9400 LBS/HR SLEEVE = 0 in IN REG= 30 DEG OUT REG = 10 DEG SPREADER = 0 IN PRI(act)= 91 ft/sec P WB(out)= 5.50 in H2O P WB(in)= 16.50 in H2O FURNACE P= 0.14 in H2O COAL P= 4.00 in H2O																													
MILL IN= 382 F MILL OUT= 146 F T WB(in)= 514 F T WB(out)= 506 F SAMPLE= 1269 F EXIT 1=1574 F EXIT 2=1515 F EXIT 3=1540 F EXIT 4=1556 F EXIT 5=1566 F EXIT 6=1569 F EXIT(sp)= 1773 F OFA(sp)=2103 F																													
SORBENT LBS/HR= 0 SORBENT VELOCITY= 0 FT/SEC SORBENT AIR FLOW= 0 SCFM (Ca)/(S)= 0.00 SPREADER BASELINE																													
VALID DATA POINT # 5 ELAPSED TIME, MIN 7 RECORD ON TRK 0 FILE 37																													
311	11:12:21	117.8	19690	3575	788	3787	4327	528	327	5268	4488	425	23514	3575	8115	9756	788	528	327	425	0.18	0.59	1.09	1.19	3.5	25.0	15.8	380.0	460.0
														142	510	518	476	429	456	447					0.0	30.0	19.0	456.0	552.0
0.00	0.0	118.0	440	593	629	636	575	564	626	615	563			54	117	136	33	21	13	17					3.0	25.7	16.3	390.9	473.1
K-TRON= 9400 LBS/HR SLEEVE = 0 in IN REG= 30 DEG OUT REG = 10 DEG SPREADER = -1 IN PRI(act)= 82 ft/sec P WB(out)= 6.50 in H2O P WB(in)= 16.00 in H2O FURNACE P= 0.15 in H2O COAL P= 4.20 in H2O																													
MILL IN= 406 F MILL OUT= 154 F T WB(in)= 510 F T WB(out)= 518 F SAMPLE= 1270 F EXIT 1=1587 F EXIT 2=1546 F EXIT 3=1615 F EXIT 4=1560 F EXIT 5=1568 F EXIT 6=1582 F EXIT(sp)= 1723 F OFA(sp)=2097 F																													
SORBENT LBS/HR= 0 SORBENT VELOCITY= 0 FT/SEC SORBENT AIR FLOW= 0 SCFM (Ca)/(S)= 0.00 SPREADER RETRACTION																													
VALID DATA POINT # 6 ELAPSED TIME, MIN 7 RECORD ON TRK 0 FILE 44																													

DATE	: 04-16-85	TER DIA	: 11.3725
SYSTEM	: LOW S	SPREADER	: CONE-60225
BURNER	: DMB1.20	OFA LOCATN	: NONE
FUEL	: UTAH-11.1	OIL CHECK	: -0.19

PT#	TIME	LOAD MBTU/HR CALC	LOAD MBTU/HR MEAS	TA SCFM	PRIM	V-2	V-3	V-4	V-5	V-6	V-7	V-8	V-9	TOTAL FLOW SCFM	PRIM	SEC1	SEC2	TER1	TER2	TER3	TER4	PRIM	SEC1	SEC2	TOTAL SR (CUM)	O2	CO	CO2	NO	SO2
																												MEASURED		
OIL (V)	LOAD																											CORR TO 4% O2		
																												CORR TO 3% O2		
331	11:26:43	118.7	19838	3604	638	3805	4340	564	272	5278	4619	447	23560	3604	8145	9889	638	564	272	447		0.18	0.59	1.09	1.19		3.4	35.0	15.6	380.0	460.0
														146	510	514	478	438	457	444							0.0	41.8	18.6	453.4	548.9
0.00	0.0	118.0		436	587	620	627	564	558	618	603	560		54	118	137	27	23	11	18							3.0	35.8	16.0	388.6	470.5
K-TRON= 9400 LBS/HR				SLEEVE = 0 in	IN REG= 30 DEG		OUT REG = 10 DEG		SPREADER = -1 IN		PRI(act)= 83 ft/sec			P WB(out)= 6.20 in H2O		P WB(in)= 16.00 in H2O						FURNACE P= 0.15 in H2O			COAL P= 4.20 in H2O				
MILL IN= 411 F			MILL OUT= 151 F	T WB(in)= 510 F			T WB(out)= 514 F		SAMPLE= 1262 F		EXIT 1=1595 F			EXIT 2=1561 F			EXIT 3=1578 F			EXIT 4=1563 F		EXIT 5=1577 F			EXIT 6=1573 F		EXIT(sp)= 1508 F		OFA(sp)=2112 F		
SORBENT LBS/HR= 0				SORBENT VELOCITY= 0 FT/SEC			SORBENT AIR FLOW= 0 SCFM				(Ca)/(S)= 0.00			SPREADER-1																
VALID DATA POINT # 7				ELAPSED TIME, MIN 7			RECORD ON TRK 0				FILE 39																			
342	11:38:49	119.0	19883	3350	863	3829	4418	634	305	5248	4651	448	23745	3350	8247	9899	863	634	305	448		0.17	0.58	1.08	1.19		3.5	35.0	15.4	380.0	440.0
														142	508	516	475	425	458	440							0.0	42.0	18.5	456.0	528.0
0.00	0.0	119.3		455	585	620	627	561	555	618	606	559		50	119	137	36	25	13	18							3.0	36.0	15.8	390.9	452.6
K-TRON= 9500 LBS/HR				SLEEVE = 0 in	IN REG= 30 DEG		OUT REG = 10 DEG		SPREADER = -2 IN		PRI(act)= 77 ft/sec			P WB(out)= 6.00 in H2O		P WB(in)= 16.00 in H2O						FURNACE P= 0.13 in H2O			COAL P= 7.00 in H2O				
MILL IN= 424 F			MILL OUT= 143 F	T WB(in)= 508 F			T WB(out)= 516 F		SAMPLE= 1253 F		EXIT 1=1581 F			EXIT 2=1531 F			EXIT 3=1553 F			EXIT 4=1546 F		EXIT 5=1570 F			EXIT 6=1559 F		EXIT(sp)= 174 F		OFA(sp)=2106 F		
SORBENT LBS/HR= 0				SORBENT VELOCITY= 0 FT/SEC			SORBENT AIR FLOW= 0 SCFM				(Ca)/(S)= 0.00			SPREADER RETRACTION-- -2																
VALID DATA POINT # 8				ELAPSED TIME, MIN 8			RECORD ON TRK 0				FILE 40																			
342	11:38:49	119.0	19883	3350	863	3829	4418	634	305	5248	4651	448	23745	3350	8247	9899	863	634	305	448		0.17	0.58	1.08	1.19		3.5	35.0	15.4	380.0	440.0
														142	508	516	475	425	458	440							0.0	42.0	18.5	456.0	528.0
0.00	0.0	119.3		455	585	620	627	561	555	618	606	559		50	119	137	36	25	13	18							3.0	36.0	15.8	390.9	452.6
K-TRON= 9500 LBS/HR				SLEEVE = 0 in	IN REG= 30 DEG		OUT REG = 10 DEG		SPREADER = -2 IN		PRI(act)= 77 ft/sec			P WB(out)= 6.00 in H2O		P WB(in)= 16.00 in H2O						FURNACE P= 0.13 in H2O			COAL P= 7.00 in H2O				
MILL IN= 424 F			MILL OUT= 143 F	T WB(in)= 508 F			T WB(out)= 516 F		SAMPLE= 1253 F		EXIT 1=1581 F			EXIT 2=1531 F			EXIT 3=1553 F			EXIT 4=1546 F		EXIT 5=1570 F			EXIT 6=1559 F		EXIT(sp)= 174 F		OFA(sp)=2106 F		
SORBENT LBS/HR= 0				SORBENT VELOCITY= 0 FT/SEC			SORBENT AIR FLOW= 0 SCFM				(Ca)/(S)= 0.00			SPREADER RETRACTION-- -2																
VALID DATA POINT # 8				ELAPSED TIME, MIN 8			RECORD ON TRK 0				FILE 40																			
377	12:02:57	121.2	20258	3923	992	3788	4333	593	258	5273	4579	454	24193	3923	8121	9852	992	593	258	454		0.19	0.59	1.08	1.19		3.5	30.0	15.4	360.0	440.0
														141	510	517	472	430	453	437							0.0	36.0	18.5	432.0	528.0
0.00	0.0	119.3		418	584	623	630	557	556	620	607	558		59	118	137	41	24	11	18							3.0	30.9	15.8	370.3	452.6
K-TRON= 9500 LBS/HR				SLEEVE = 0 in	IN REG= 30 DEG		OUT REG = 10 DEG		SPREADER = 0 IN		PRI(act)= 90 ft/sec			P WB(out)= 6.10 in H2O		P WB(in)= 16.00 in H2O						FURNACE P= 0.15 in H2O			COAL P= 5.00 in H2O				
MILL IN= 392 F			MILL OUT= 144 F	T WB(in)= 510 F			T WB(out)= 517 F		SAMPLE= 1266 F		EXIT 1=1586 F			EXIT 2=1551 F			EXIT 3=1545 F			EXIT 4=1546 F		EXIT 5=1566 F			EXIT 6=1571 F		EXIT(sp)= 1542 F		OFA(sp)=2116 F		
SORBENT LBS/HR= 0				SORBENT VELOCITY= 0 FT/SEC			SORBENT AIR FLOW= 0 SCFM				(Ca)/(S)= 0.00			BASELINE																
VALID DATA POINT # 9				ELAPSED TIME, MIN 7			RECORD ON TRK 0				FILE 41																			
431	12:44:01	100.8	16836	3856	143	3041	4487	1213	72	4224	2854	443	20332	3856	7528	7078	143	1213	72	443		0.23	0.68	1.10	1.21		3.7	35.0	15.2	310.0	460.0
														149	548	516	515	460	481	479							0.0	42.5	18.5	376.3	564.5
0.00	0.0	104.2		424	636	668	680	607	-----	671	648	595		58	113	100	6	50	3	19							3.0	36.4	15.8	322.5	483.8
K-TRON= 8300 LBS/HR				SLEEVE = 0 in	IN REG= 30 DEG		OUT REG = 10 DEG		SPREADER = 0 IN		PRI(act)= 90 ft/sec			P WB(out)= 4.00 in H2O		P WB(in)= 14.00 in H2O						FURNACE P= 0.13 in H2O			COAL P= 3.60 in H2O				
MILL IN= 398 F			MILL OUT= 152 F	T WB(in)= 548 F			T WB(out)= 536 F		SAMPLE= 1198 F		EXIT 1=1526 F			EXIT 2=1523 F			EXIT 3=1507 F			EXIT 4=1477 F		EXIT 5=1505 F			EXIT 6=1508 F		EXIT(sp)= 1714 F		OFA(sp)=2057 F		
SORBENT LBS/HR= 0				SORBENT VELOCITY= 0 FT/SEC			SORBENT AIR FLOW= 0 SCFM				(Ca)/(S)= 0.00			BASELINE-REDUCED LOAD																
VALID DATA POINT # 10				ELAPSED TIME, MIN 7			RECORD ON TRK 0				FILE 42																			
473	13:12:01	103.9	17361	3589	937	3027	4408	1171	72	4085	2888	440	20618	3589	7434	6974	937	1171	72	440		0.21	0.63	1.04	1.19		3.4	35.0	15.6	340.0	466.0
														147	571	557	534	474	502	500							0.0	41.8	18.6	405.7	556.8
0.00	0.0	104.2		440	664	694	708	637	-----	697	676	620		54	114	101	42	49	3	19							3.0	35.8	16.0	347.7	475.6
K-TRON= 8300 LBS/HR				SLEEVE = 0 in	IN REG= 30 DEG		OUT REG = 10 DEG		SPREADER = -2 IN		PRI(act)= 83 ft/sec			P WB(out)= 4.00 in H2O		P WB(in)= 13.90 in H2O						FURNACE P= 0.08 in H2O			COAL P= 5.00 in H2O				
MILL IN= 410 F			MILL OUT= 156 F	T WB(in)= 571 F			T WB(out)= 557 F		SAMPLE= 1185 F		EXIT 1=1535 F			EXIT 2=1540 F			EXIT 3=1507 F			EXIT 4=1494 F		EXIT 5=1516 F			EXIT 6=1502 F		EXIT(sp)= 1730 F		OFA(sp)=2079 F		
SORBENT LBS/HR= 0				SORBENT VELOCITY= 0 FT/SEC			SORBENT AIR FLOW= 0 SCFM				(Ca)/(S)= 0.00			SPREADER RETRACTION																
VALID DATA POINT # 11				ELAPSED TIME, MIN 7			RECORD ON TRK 0				FILE 43																			

DATE	: 04-19-85	TER DIA	: 11.375
SYSTEM	: LWS	SPREADER	: CONE-6@25S
BURNER	: DMB1.220	OFA LOCATN	: NONE
FUEL	: UTAH11.1	OIL CHECK	: -3.96

PT#	TIME	LOAD MBTU/HR CALC	TA SCFM	PRIM	V-2	V-3	V-4	V-5	V-6	V-7	V-8	V-9	TOTAL	PRIM	SEC1	SEC2	TER1	TER2	TER3	TER4	PRIM	SEC1	SEC2	TOTAL	O2	CO	CO2	NO	SO2
	OIL			FLOW SCFM										FLOW SCFM							SR (CUM)				MEASURED				
(1)	LOAD	MEAS		TEMP (F)										TEMP (F)											CORR TO 0% O2				
				VELOCITY (FT/SEC)																					CORR TO 3% O2				
185	10:49:58	122.9	20539	3664	1006	3607	4166	1141	613	4161	5603	843	24805	3664	7773	9764	1006	1141	613	843	0.18	0.56	1.03	1.21	3.7	30.0	15.4	290.0	440.0
														165	501	518	476	486	481	460					0.0	36.4	18.7	352.8	534.1
0.00	0.0	120.5		595	585	613	620	569	573	609	603	575		57	112	136	42	48	26	35					3.0	31.2	16.0	301.7	457.8
K-TRON= 9600 LBS/HR SLEEVE = 0 in IN REG= 30 DEG OUT REG = 10 DEG SPREADER = 0 IN PRI(act)= 87 ft/sec P WB(out)= 5.50 in H2O P WB(in)= 14.50 in H2O FURNACE P= 0.15 in H2O COAL P= 2.00 in H2O																													
MILL IN= 550 F MILL OUT= 185 F T WB(in)= 501 F T WB(out)= 518 F SAMPLE= 1260 F EXIT 1=1620 F EXIT 2=1571 F EXIT 3=1548 F EXIT 4=1585 F EXIT 5=1607 F EXIT 6=1617 F EXIT(sp)= 1650 F OFA(sp)=2119 F																													
SORBENT LBS/HR= 0 SORBENT VELOCITY= 0 FT/SEC SORBENT AIR FLOW= 0 SCFM (Ca)/(S)= 0.00 BASELINE-CONE SPREADER-0 POSITION																													
VALID DATA POINT # 1 ELAPSED TIME, MIN 10 RECORD ON TRK 0 FILE 45																													
235	11:22:57	119.0	19878	3504	969	3587	4188	394	606	4123	5529	840	23739	3504	7774	9652	969	394	606	840	0.18	0.57	1.05	1.19	3.5	35.0	15.4	290.0	440.0
														174	506	522	480	487	490	462					0.0	42.0	18.5	348.0	528.0
0.00	0.0	120.5		611	588	612	618	571	568	608	591	568		55	112	135	41	17	26	35					3.0	36.0	15.8	298.3	452.6
K-TRON= 9600 LBS/HR SLEEVE = 0 in IN REG= 30 DEG OUT REG = 10 DEG SPREADER = -2 IN PRI(act)= 85 ft/sec P WB(out)= 6.00 in H2O P WB(in)= 15.00 in H2O FURNACE P= 0.18 in H2O COAL P= 2.50 in H2O																													
MILL IN= 559 F MILL OUT= 193 F T WB(in)= 506 F T WB(out)= 522 F SAMPLE= 1254 F EXIT 1=1603 F EXIT 2=1550 F EXIT 3=1546 F EXIT 4=1588 F EXIT 5=1594 F EXIT 6=1572 F EXIT(sp)= 1636 F OFA(sp)=2144 F																													
SORBENT LBS/HR= 0 SORBENT VELOCITY= 0 FT/SEC SORBENT AIR FLOW= 0 SCFM (Ca)/(S)= 0.00 SPREADER RETRACTION																													
VALID DATA POINT # 2 ELAPSED TIME, MIN 8 RECORD ON TRK 0 FILE 46																													
259	11:41:51	122.1	20406	3476	762	3643	4161	1200	603	4116	5424	849	24234	3476	7803	9540	762	1200	603	849	0.17	0.55	1.02	1.19	3.4	40.0	15.8	265.0	420.0
														178	508	522	480	492	489	467					0.0	47.7	18.9	316.2	501.1
0.00	0.0	120.5		610	590	614	619	574	575	609	603	576		55	113	133	32	51	26	35					3.0	40.9	16.2	271.0	429.5
K-TRON= 9600 LBS/HR SLEEVE = 0 in IN REG= 30 DEG OUT REG = 10 DEG SPREADER = -4 IN PRI(act)= 85 ft/sec P WB(out)= 5.50 in H2O P WB(in)= 14.50 in H2O FURNACE P= 3.00 in H2O COAL P= 0.18 in H2O																													
MILL IN= 564 F MILL OUT= 195 F T WB(in)= 508 F T WB(out)= 522 F SAMPLE= 1265 F EXIT 1=1593 F EXIT 2=1554 F EXIT 3=1544 F EXIT 4=1571 F EXIT 5=1596 F EXIT 6=1578 F EXIT(sp)= 1669 F OFA(sp)=2140 F																													
SORBENT LBS/HR= 0 SORBENT VELOCITY= 0 FT/SEC SORBENT AIR FLOW= 0 SCFM (Ca)/(S)= 0.00 SPREADER RETRACTION																													
VALID DATA POINT # 3 ELAPSED TIME, MIN 7 RECORD ON TRK 0 FILE 47																													

DATE : 04-22-95 | TER DIA : 11.375
SYSTEM : LWS | SPREADER : 4in, -4@30
BURNER : DMB1.20 | OFA LOCATN : NONE
FUEL : UTAH11.1 | OIL CHECK : -4.22

RT#	TIME	LOAD MBTU/HR CALC	TA SCFM	PRIM	V-2	V-3	V-4	V-5	V-6	V-7	V-8	V-9	TOTAL	PRIM	SEC1	SEC2	TER1	TER2	TER3	TER4	PRIM	SEC1	SEC2	TOTAL	O2	CO	CO2	NO	SO2
	OIL			FLOW SCFM													TEMP (F)					SR (CUM)				MEASURED				
(V)	LOAD	MEAS		TEMP (F)													VELOCITY (FT/SEC)									CORR TO 0% O2				
																										CORR TO 3% O2				
153	09:56:43	120.0	20847	3870	0	3715	4335	773	341	5048	5346	648	24075	3870	8850	10393	0	773	341	648	0.19	0.59	1.11	1.28	3.6	25.0	15.0	330.0	420.0
														172	475	484	391	400	454	376					8.0	30.2	18.1	398.3	506.9
0.00	0.0	116.7		564	518	572	576	505	513	568	562	532		61	112	139	0	30	14	24					3.0	25.9	15.5	341.4	434.5
K-TRON= 9300 LBS/HR SLEEVE = 0 in IN REG= 30 DEG OUT REG = 10 DEG SPREADER = -3 IN PRI(act)= 65 ft/sec P WB(out)= 8.00 in H2O P WB(in)= 15.50 in H2O FURNACE P= -0.17 in H2O COAL P= 1.50 in H2O																													
MILL IN= 520 F MILL OUT= 183 F T WB(in)= 475 F T WB(out)= 484 F SAMPLE= 1221 F EXIT 1=1590 F EXIT 2=1591 F EXIT 3=1538 F EXIT 4=1575 F EXIT 5=1528 F EXIT 6=1583 F EXIT(sp)= 1725 F OFA(sp)=2065 F																													
SORBENT LBS/HR= 0 SORBENT VELOCITY= 0 FT/SEC SORBENT AIR FLOW= 0 SCFM (Ca)/(S)= 0.00 BASELINE-SPREADER WITH 4" SUPPORT PIPE																													
VALID DATA POINT # 1 ELAPSED TIME, MIN 18 RECORD ON TRK 0 FILE 48																													
212	10:39:06	120.3	20896	3808	123	3725	4475	531	289	5261	5522	672	24408	3808	8200	10784	123	531	289	672	0.19	0.60	1.13	1.21	3.8	25.0	15.0	345.6	408.0
														173	489	501	484	420	470	393					8.0	30.5	18.3	421.2	488.4
0.00	0.0	116.7		580	527	590	595	523	530	586	579	548		60	116	147	5	21	12	26					3.0	26.2	15.7	361.5	418.6
K-TRON= 9300 LBS/HR SLEEVE = 0 in IN REG= 30 DEG OUT REG = 10 DEG SPREADER = -6 IN PRI(act)= 64 ft/sec P WB(out)= 8.00 in H2O P WB(in)= 15.50 in H2O FURNACE P= 0.17 in H2O COAL P= 1.80 in H2O																													
MILL IN= 533 F MILL OUT= 185 F T WB(in)= 489 F T WB(out)= 501 F SAMPLE= 1243 F EXIT 1=1571 F EXIT 2=1536 F EXIT 3=1528 F EXIT 4=1567 F EXIT 5=1548 F EXIT 6=1542 F EXIT(sp)= 1580 F OFA(sp)=2081 F																													
SORBENT LBS/HR= 0 SORBENT VELOCITY= 0 FT/SEC SORBENT AIR FLOW= 0 SCFM (Ca)/(S)= 0.00 SPREADER RETRACTION																													
VALID DATA POINT # 2 ELAPSED TIME, MIN 8 RECORD ON TRK 0 FILE 49																													

DATE	04-23-85	TER DIA	11.375
SYSTEM	LWS	SPREADER	4-4030/8
BURNER	DMR120	OFA LOCATN	NONE
FUEL	UTAH11	OIL CHECK	-2.16

PT#	TIME	LOAD MBTU/HR CALC	TA SCFM	PRIM	V-2	V-3	V-4	V-5	V-6	V-7	V-8	V-9	TOTAL	PRIM	SEC1	SEC2	TER1	TER2	TER3	TER4	PRIM	SEC1	SEC2	TOTAL	O2	CO	CO2	NO	SO2
	OIL			FLOW SCFM										FLOW SCFM							SR (CUM)				MEASURED				
(V)	LOAD	MEAS		TEMP (F)										TEMP (F)											CORR TO 0% O2				
														VELOCITY (FT/SEC)											CORR TO 3% O2				
253	13:51:53	121.7	20340	3861	405	4275	5350	509	0	5686	3806	478	24298	3861	9625	9413	485	509	0	478	0.19	0.66	1.13	1.19	3.5	40.0	15.0	478.0	440.0
														175	582	561	433	451	482	401					0.0	48.0	18.0	564.0	528.0
0.00	0.0	116.7		548	588	694	701	552	596	690	670	602		61	150	137	16	21	0	18					3.0	41.1	15.4	483.4	452.4
K-TRON= 9300 LBS/HR			SLEEVE = 0 in	IN REG= 145 DEG			OUT REG = 10 DEG			SPREADER = -3 IN			PRI(act)= 66 ft/sec			P WB(out)= 5.60 in H2O			P WB(in)= 10.00 in H2O			FURNACE P= 0.20 in H2O			COAL P= 1.50 in H2O				
MILL IN= 508 F			MILL OUT= 199 F			T WB(in)= 582 F			T WB(out)= 561 F			SAMPLE= 1259 F			EXIT 1=1562 F			EXIT 2=1604 F			EXIT 3=1602 F			EXIT 4=1596 F			EXIT 5=1587 F			EXIT 6=1631 F			EXIT(so)= 1792 F			OFA(so)=1981 F		
SORBENT LBS/HR= 0			SORBENT VELOCITY= 0 FT/SEC				SORBENT AIR FLOW= 0 SCFM						[Ca]/[S]= 0.00																		
FULL LOAD-BASELINE-SPREADER 4030 WITH A TWIST																														
VALID DATA POINT # 1			ELAPSED TIME, MIN 10				RECORD ON TRK 0				FILE 50																		
311	14:38:57	123.6	20654	3886	506	4252	5319	827	0	5620	3758	497	24665	3886	9571	9379	506	827	0	497	0.19	0.65	1.11	1.19	3.5	35.0	14.8	505.0	480.0
														180	598	571	434	452	489	401					0.0	42.0	17.8	606.0	576.0
0.00	0.0	116.7		547	592	703	710	554	605	700	682	614		62	150	137	20	34	0	19					3.0	36.0	15.2	519.4	493.1
K-TRON= 9300 LBS/HR			SLEEVE = 0 in	IN REG= 145 DEG			OUT REG = 10 DEG			SPREADER = 0 IN			PRI(act)= 66 ft/sec			P WB(out)= 6.00 in H2O			P WB(in)= 10.10 in H2O			FURNACE P= 0.20 in H2O			COAL P= 1.20 in H2O				
MILL IN= 508 F			MILL OUT= 196 F			T WB(in)= 598 F			T WB(out)= 571 F			SAMPLE= 1278 F			EXIT 1=1569 F			EXIT 2=1596 F			EXIT 3=1605 F			EXIT 4=1610 F			EXIT 5=1598 F			EXIT 6=1581 F			EXIT(so)= 1846 F			OFA(so)=2039 F		
SORBENT LBS/HR= 0			SORBENT VELOCITY= 0 FT/SEC				SORBENT AIR FLOW= 0 SCFM						[Ca]/[S]= 0.00																		
SPREADER ADJUSTMENT-ZERO POSITION																														
VALID DATA POINT # 2			ELAPSED TIME, MIN 10				RECORD ON TRK 0				FILE 51																		
381	15:19:12	119.9	20029	3922	420	4365	5450	724	0	4849	3531	526	23786	3922	9815	8380	420	724	0	526	0.20	0.69	1.10	1.19	3.4	35.0	15.6	540.0	460.0
														167	550	528	418	444	467	389					0.0	41.8	18.6	644.3	548.9
0.00	0.0	116.7		584	568	647	653	528	572	643	627	577		61	148	118	16	29	0	20					3.0	35.8	16.0	552.3	470.5
K-TRON= 9300 LBS/HR			SLEEVE = 0 in	IN REG= 145 DEG			OUT REG = 10 DEG			SPREADER = -3 IN			PRI(act)= 66 ft/sec			P WB(out)= 4.50 in H2O			P WB(in)= 10.50 in H2O			FURNACE P= 0.20 in H2O			COAL P= 1.50 in H2O				
MILL IN= 515 F			MILL OUT= 186 F			T WB(in)= 550 F			T WB(out)= 528 F			SAMPLE= 1275 F			EXIT 1=1588 F			EXIT 2=1587 F			EXIT 3=1651 F			EXIT 4=1609 F			EXIT 5=1610 F			EXIT 6=1561 F			EXIT(so)= 1856 F			OFA(so)=2075 F		
SORBENT LBS/HR= 0			SORBENT VELOCITY= 0 FT/SEC				SORBENT AIR FLOW= 0 SCFM						[Ca]/[S]= 0.00																		
BASELINE																														
VALID DATA POINT # 3			ELAPSED TIME, MIN 7				RECORD ON TRK 0				FILE 52																		

DATE	: 04-24-85	TER DIA	: 11.375
SYSTEM	: LWS	SPREADER	: 4-40@30/8
BURNER	: DMG 1.20	OFA LOCATN	: NONE
FUEL	: UTAH 11.1	OIL CHECK	: -1.20

PT#	TIME	LOAD MMBTU/HR CALC	TA SCFM	PRIM	V-2	V-3	V-4	V-5	V-6	V-7	V-8	V-9	TOTAL	PRIM	SEC1	SEC2	TER1	TER2	TER3	TER4	PRIM	SEC1	SEC2	TOTAL	O2	CO	CO2	NO	SO2
	OIL			FLOW SCFM													FLOW SCFM										MEASURED		
(V)	LOAD	MEAS		TEMP (F)													VELOCITY (FT/SEC)										CORR TO 0% O2		
																											CORR TO 3% O2		
180	10:26:50	122.5	20459	3862	0	5411	4085	502	329	4557	5128	431	24297	3862	9495	9677	0	502	329	431	0.19	0.65	1.13	1.19	3.4	35.0	15.0	530.0	440.0
														166	495	515	406	433	454	376					0.0	41.8	17.9	632.4	525.0
0.00	0.0	118.0		486	539	611	612	514	548	604	598	549		60	135	134	0	20	13	16					3.0	35.8	15.3	542.0	450.4
K-TRON= 9400 LBS/HR			SLEEVE =	0 in	IN REG= 145 DEG		OUT REG = 10 DEG		SPREADER =	-3 IN		PRI(act)=	65 ft/sec		P WB(out)=	5.50	in H2O	P WB(in)=	7.70	in H2O	FURNACE P=	0.22	in H2O	COAL P=	1.50	in H2O			
MILL IN=	451 F	MILL OUT=	185 F	T WB(in)=	495 F		T WB(out)=	515 F		SAMPLE=	1268 F		EXIT 1=1620 F		EXIT 2=1575 F		EXIT 3=1602 F		EXIT 4=1622 F		EXIT 5=1648 F		EXIT 6=1594 F		EXIT(sp)=	1867 F	OFA(sp)=2032 F		
SORBENT LBS/HR=	0	SORBENT VELOCITY=	0 FT/SEC	SORBENT AIR FLOW=	0	SCFM	(Ca)/(S)=	0.00	BASELINE-UNSTAGED-SPREADER AT -3 IN.																				
VALID DATA POINT #	1	ELAPSED TIME, MIN	10	RECORD ON TRK	0	FILE	53																						
221	10:50:38	121.7	20328	3967	0	5237	3703	559	346	4187	4787	456	23241	3967	8940	8974	0	559	346	456	0.20	0.63	1.08	1.14	2.7	35.0	15.8	505.0	480.0
														168	494	512	404	429	450	379					0.0	40.2	18.1	579.5	550.8
0.00	0.0	118.0		479	539	615	615	515	547	606	600	550		62	127	124	0	22	14	17					3.0	34.4	15.5	496.7	472.1
K-TRON= 9400 LBS/HR			SLEEVE =	0 in	IN REG= 145 DEG		OUT REG = 10 DEG		SPREADER =	-3 IN		PRI(act)=	67 ft/sec		P WB(out)=	4.50	in H2O	P WB(in)=	6.80	in H2O	FURNACE P=	0.17	in H2O	COAL P=	1.50	in H2O			
MILL IN=	444 F	MILL OUT=	180 F	T WB(in)=	494 F		T WB(out)=	512 F		SAMPLE=	1259 F		EXIT 1=1624 F		EXIT 2=1542 F		EXIT 3=1576 F		EXIT 4=1615 F		EXIT 5=1629 F		EXIT 6=1567 F		EXIT(sp)=	1861 F	OFA(sp)=2267 F		
SORBENT LBS/HR=	0	SORBENT VELOCITY=	0 FT/SEC	SORBENT AIR FLOW=	0	SCFM	(Ca)/(S)=	0.00	EXCESS AIR CURVE-UNSTAGED																				
VALID DATA POINT #	2	ELAPSED TIME, MIN	8	RECORD ON TRK	0	FILE	54																						
234	11:08:40	122.8	20523	3930	0	5120	3463	699	356	3962	4286	463	22279	3930	8583	8248	0	699	356	463	0.19	0.61	1.01	1.09	1.7	35.0	16.6	425.0	480.0
														169	494	512	410	439	458	385					0.0	38.1	18.1	462.4	522.3
0.00	0.0	118.0		481	546	621	622	523	554	613	604	556		61	122	114	0	20	15	17					3.0	32.6	15.5	396.4	447.9
K-TRON= 9400 LBS/HR			SLEEVE =	0 in	IN REG= 145 DEG		OUT REG = 10 DEG		SPREADER =	-3 IN		PRI(act)=	66 ft/sec		P WB(out)=	4.00	in H2O	P WB(in)=	6.00	in H2O	FURNACE P=	0.16	in H2O	COAL P=	1.50	in H2O			
MILL IN=	447 F	MILL OUT=	183 F	T WB(in)=	494 F		T WB(out)=	512 F		SAMPLE=	1230 F		EXIT 1=1613 F		EXIT 2=1527 F		EXIT 3=1558 F		EXIT 4=1615 F		EXIT 5=1629 F		EXIT 6=1567 F		EXIT(sp)=	1819 F	OFA(sp)=2193 F		
SORBENT LBS/HR=	0	SORBENT VELOCITY=	0 FT/SEC	SORBENT AIR FLOW=	0	SCFM	(Ca)/(S)=	0.00	EXCESS AIR CURVE-UNSTAGED																				
VALID DATA POINT #	3	ELAPSED TIME, MIN	7	RECORD ON TRK	0	FILE	55																						
237	11:05:40	123.3	20603	3976	0	5098	3415	594	350	3885	4262	462	22032	3976	8504	8147	0	594	350	462	0.19	0.61	1.00	1.07	1.4	35.0	16.8	415.0	500.0
														169	497	517	415	434	462	386					0.0	37.5	18.0	444.6	535.7
0.00	0.0	118.0		480	551	629	629	525	558	620	611	561		62	121	113	0	24	14	17					3.0	32.1	15.4	381.1	459.6
K-TRON= 9400 LBS/HR			SLEEVE =	0 in	IN REG= 145 DEG		OUT REG = 10 DEG		SPREADER =	-3 IN		PRI(act)=	67 ft/sec		P WB(out)=	4.50	in H2O	P WB(in)=	6.80	in H2O	FURNACE P=	0.17	in H2O	COAL P=	1.50	in H2O			
MILL IN=	445 F	MILL OUT=	184 F	T WB(in)=	497 F		T WB(out)=	517 F		SAMPLE=	1216 F		EXIT 1=1606 F		EXIT 2=1532 F		EXIT 3=1544 F		EXIT 4=1602 F		EXIT 5=1615 F		EXIT 6=1584 F		EXIT(sp)=	1860 F	OFA(sp)=2204 F		
SORBENT LBS/HR=	0	SORBENT VELOCITY=	0 FT/SEC	SORBENT AIR FLOW=	0	SCFM	(Ca)/(S)=	0.00	MINIMUM EXCESS AIR CURVE																				
VALID DATA POINT #	4	ELAPSED TIME, MIN	4	RECORD ON TRK	0	FILE	56																						
256	11:32:14	121.1	20226	3861	0	5515	4715	483	314	4795	5295	455	25432	3861	10229	10890	0	483	314	455	0.19	0.70	1.20	1.26	4.4	25.0	14.4	550.0	400.0
														166	467	498	392	415	442	366					0.0	31.6	18.2	695.8	506.0
0.00	0.0	118.0		487	523	596	597	502	535	589	583	539		60	142	137	0	19	13	17					3.0	27.1	15.6	596.4	433.7
K-TRON= 9400 LBS/HR			SLEEVE =	0 in	IN REG= 145 DEG		OUT REG = 10 DEG		SPREADER =	-3 IN		PRI(act)=	65 ft/sec		P WB(out)=	5.50	in H2O	P WB(in)=	9.00	in H2O	FURNACE P=	0.25	in H2O	COAL P=	1.50	in H2O			
MILL IN=	450 F	MILL OUT=	179 F	T WB(in)=	467 F		T WB(out)=	498 F		SAMPLE=	1282 F		EXIT 1=1585 F		EXIT 2=1566 F		EXIT 3=1615 F		EXIT 4=1592 F		EXIT 5=1598 F		EXIT 6=1568 F		EXIT(sp)=	1847 F	OFA(sp)=2036 F		
SORBENT LBS/HR=	0	SORBENT VELOCITY=	0 FT/SEC	SORBENT AIR FLOW=	0	SCFM	(Ca)/(S)=	0.00	EXCESS AIR CURVE																				
VALID DATA POINT #	4	ELAPSED TIME, MIN	8	RECORD ON TRK	0	FILE	57																						
278	11:43:34	121.5	20296	3872	0	5410	5034	758	303	5379	5104	434	26295	3872	10444	10483	0	758	303	434	0.19	0.71	1.22	1.30	4.9	25.0	14.0	550.0	400.0
														170	470	494	386	413	436	361					0.0	32.6	18.3	717.4	521.7
0.00	0.0	118.0		484	515	590	593	496	528	584	575	533		61	145	142	0	30	12	16					3.0	28.0	15.7	614.9	447.8
K-TRON= 9400 LBS/HR			SLEEVE =	0 in	IN REG= 145 DEG		OUT REG = 10 DEG		SPREADER =	-3 IN		PRI(act)=	65 ft/sec		P WB(out)=	6.10	in H2O	P WB(in)=	9.50	in H2O	FURNACE P=	0.25	in H2O	COAL P=	1.50	in H2O			
MILL IN=	450 F	MILL OUT=	188 F	T WB(in)=	470 F		T WB(out)=	494 F		SAMPLE=	1280 F		EXIT 1=1566 F		EXIT 2=1552 F		EXIT 3=1573 F		EXIT 4=1573 F		EXIT 5=1585 F		EXIT 6=1595 F		EXIT(sp)=	1853 F	OFA(sp)=2005 F		
SORBENT LBS/HR=	0	SORBENT VELOCITY=	0 FT/SEC	SORBENT AIR FLOW=	0	SCFM	(Ca)/(S)=	0.00	EXCESS AIR CURVE																				
VALID DATA POINT #	5	ELAPSED TIME, MIN	7	RECORD ON TRK	0	FILE	58																						

DATE : 04-24-85 | TER DIA : 11.325
SYSTEM : LWS | SPREADER : 4-4030/8
BURNER : DME120 | OFA LOCATN : NONE
FUEL : UTAH11.1 | OIL CHECK : 1.20

FT# (V)	TIME	LOAD MBTU/HR OIL LOAD	TA CALC MEAS	PRIM FLOW SCFM TEMP (F)	V-2	V-3	V-4	V-5	V-6	V-7	V-8	V-9	TOTAL	PRIM FLOW SCFM VELOCITY (FT/SEC)	SEC1	SEC2	TER1	TER2	TER3	TER4	PRIM SR (CHM)	SEC1	SEC2	TOTAL	O2 MEASURED CORR TO 0% O2 CORR TO 3% O2	CO	CO2	NO	SO2
287	11:56:10	119.3	19929	3918	0	5250	4538	471	320	4879	3838	457	23663	3918	9788	8789	0	471	320	457	0.20	0.69	1.12	1.19	3.4	30.0	15.4	545.0	420.0
														171	471	497	395	418	444	370					0.0	35.8	18.4	650.3	501.1
0.00	0.0	118.0		485	526	609	610	502	537	600	588	542		62	136	118	0	18	13	17					3.0	30.7	15.8	557.4	429.5
K-TRON= 9400 LBS/HR			SLEEVE = 0 in	IN REG= 145 DEG			OUT REG = 10 DEG			SPREADER = -3 IN			PRI(act)= 66 ft/sec			P WB(out)= 4.50 in H2O		P WB(in)= 8.10 in H2O		FURNACE P= 0.21 in H2O			COAL P= 1.50 in H2O						
MILL IN= 449 F		MILL OUT= 183 F		T WB(in)= 471 F			T WB(out)= 497 F			SAMPLE= 1263 F			EXIT 1=1589 F			EXIT 2=1545 F			EXIT 3=1600 F		EXIT 4=1585 F		EXIT 5=1604 F	EXIT 6=1573 F		EXIT(sp)= 1842 F		OFA(sp)=2109 F	
SORBENT LBS/HR= 0			SORBENT VELOCITY= 0 FT/SEC				SORBENT AIR FLOW= 0 SCFM						[Ca]/[S]= 0.00			BASELINE-UNSTAGED													
VALID DATA POINT # 6			ELAPSED TIME, MIN 7				RECORD ON TRK 0						FILE 59																
335	12:24:44	122.3	20427	3930	1210	4413	3356	1083	1310	4584	3437	1348	24670	3930	7768	8021	1210	1083	1310	1348	0.19	0.57	0.97	1.21	3.7	40.0	15.0	440.0	440.0
														178	462	492	478	514	504	461					0.0	48.6	18.2	534.1	534.1
0.00	0.0	118.0		482	584	608	611	569	586	603	588	579		62	107	109	51	47	56	56					3.0	41.6	15.6	457.8	457.8
K-TRON= 9400 LBS/HR			SLEEVE = 0 in	IN REG= 145 DEG			OUT REG = 10 DEG			SPREADER = -3 IN			PRI(act)= 66 ft/sec			P WB(out)= 4.10 in H2O		P WB(in)= 5.00 in H2O		FURNACE P= 0.19 in H2O			COAL P= 1.50 in H2O						
MILL IN= 451 F		MILL OUT= 180 F		T WB(in)= 462 F			T WB(out)= 492 F			SAMPLE= 1282 F			EXIT 1=1592 F			EXIT 2=1528 F			EXIT 3=1591 F		EXIT 4=1598 F		EXIT 5=1610 F	EXIT 6=1573 F		EXIT(sp)= 1729 F		OFA(sp)=2165 F	
SORBENT LBS/HR= 0			SORBENT VELOCITY= 0 FT/SEC				SORBENT AIR FLOW= 0 SCFM						[Ca]/[S]= 0.00			STAGING CURVE													
VALID DATA POINT # 7			ELAPSED TIME, MIN 8				RECORD ON TRK 0						FILE 60																
400	13:08:44	122.6	20481	3881	1668	3818	2988	1052	1827	4033	2733	1739	24459	3881	6726	6766	1668	1852	1827	1739	0.19	0.52	0.85	1.19	3.5	35.0	15.0	400.0	420.0
														173	477	500	516	544	537	501					0.0	42.0	18.0	480.0	510.0
0.00	0.0	118.0		490	603	620	622	594	608	615	608	600		61	94	92	73	83	81	75					3.0	36.0	15.4	411.4	442.3
K-TRON= 9400 LBS/HR			SLEEVE = 0 in	IN REG= 145 DEG			OUT REG = 10 DEG			SPREADER = -3 IN			PRI(act)= 66 ft/sec			P WB(out)= 3.50 in H2O		P WB(in)= 4.00 in H2O		FURNACE P= 0.20 in H2O			COAL P= 1.50 in H2O						
MILL IN= 452 F		MILL OUT= 181 F		T WB(in)= 477 F			T WB(out)= 500 F			SAMPLE= 1269 F			EXIT 1=1597 F			EXIT 2=1525 F			EXIT 3=1574 F		EXIT 4=1592 F		EXIT 5=1607 F	EXIT 6=1556 F		EXIT(sp)= 1712 F		OFA(sp)=2195 F	
SORBENT LBS/HR= 0			SORBENT VELOCITY= 0 FT/SEC				SORBENT AIR FLOW= 0 SCFM						[Ca]/[S]= 0.00			STAGING CURVE													
VALID DATA POINT # 8			ELAPSED TIME, MIN 10				RECORD ON TRK 0						FILE 61																
443	13:37:54	125.0	20884	3893	2305	3423	2508	2280	2388	3546	2280	2310	24941	3893	5931	5826	2305	2280	2388	2318	0.19	0.47	0.75	1.19	3.5	30.0	15.0	310.0	460.0
														173	479	496	542	566	556	514					0.0	36.0	18.0	372.0	552.0
0.00	0.0	118.0		498	622	627	630	608	621	625	606	614		61	83	79	103	105	108	101					3.0	30.9	15.4	318.9	473.1
K-TRON= 9400 LBS/HR			SLEEVE = 0 in	IN REG= 145 DEG			OUT REG = 10 DEG			SPREADER = -3 IN			PRI(act)= 66 ft/sec			P WB(out)= 2.50 in H2O		P WB(in)= 3.00 in H2O		FURNACE P= 0.22 in H2O			COAL P= 1.50 in H2O						
MILL IN= 456 F		MILL OUT= 190 F		T WB(in)= 479 F			T WB(out)= 496 F			SAMPLE= 1246 F			EXIT 1=1570 F			EXIT 2=1562 F			EXIT 3=1533 F		EXIT 4=1551 F		EXIT 5=1565 F	EXIT 6=1556 F		EXIT(sp)= 1651 F		OFA(sp)=2128 F	
SORBENT LBS/HR= 0			SORBENT VELOCITY= 0 FT/SEC				SORBENT AIR FLOW= 0 SCFM						[Ca]/[S]= 0.00			STAGING CURVE													
VALID DATA POINT # 9			ELAPSED TIME, MIN 0				RECORD ON TRK 0						FILE 62																
495	14:11:18	123.0	20545	3838	2570	3082	2129	2701	2569	3219	1984	2581	24672	3838	5210	5203	2570	2701	2569	2581	0.19	0.44	0.69	1.20	3.6	35.0	15.4	250.0	480.0
														172	466	477	541	562	550	515					0.0	42.2	18.6	301.7	579.3
0.00	0.0	114.2		486	620	622	623	607	618	620	594	613		60	72	69	115	123	116	112					3.0	36.2	15.9	258.6	496.6
K-TRON= 9100 LBS/HR			SLEEVE = 0 in	IN REG= 145 DEG			OUT REG = 10 DEG			SPREADER = -3 IN			PRI(act)= 65 ft/sec			P WB(out)= 2.50 in H2O		P WB(in)= 2.50 in H2O		FURNACE P= 0.22 in H2O			COAL P= 1.50 in H2O						
MILL IN= 449 F		MILL OUT= 187 F		T WB(in)= 466 F			T WB(out)= 477 F			SAMPLE= 1226 F			EXIT 1=1552 F			EXIT 2=1552 F			EXIT 3=1506 F		EXIT 4=1522 F		EXIT 5=1519 F	EXIT 6=1559 F		EXIT(sp)= 1588 F		OFA(sp)=2136 F	
SORBENT LBS/HR= 0			SORBENT VELOCITY= 0 FT/SEC				SORBENT AIR FLOW= 0 SCFM						[Ca]/[S]= 0.00			STAGING CURVE													
VALID DATA POINT # 10			ELAPSED TIME, MIN 10				RECORD ON TRK 0						FILE 63																
523	14:34:08	122.2	20410	3771	2845	2768	2010	2883	2834	2867	1739	2912	24649	3771	4778	4606	2865	2883	2834	2912	0.18	0.42	0.64	1.21	3.7	35.0	15.2	230.0	440.0
														170	455	472	548	565	556	516					0.0	42.5	18.5	279.2	534.1
0.00	0.0	114.2		494	623	619	622	609	620	620	593	615		59	65	61	129	132	129	127					3.0	36.4	15.8	239.3	457.8
K-TRON= 9100 LBS/HR			SLEEVE = 0 in	IN REG= 145 DEG			OUT REG = 10 DEG			SPREADER = -3 IN			PRI(act)= 63 ft/sec			P WB(out)= 2.10 in H2O		P WB(in)= 2.30 in H2O		FURNACE P= 0.18 in H2O			COAL P= 1.50 in H2O						
MILL IN= 458 F		MILL OUT= 179 F		T WB(in)= 455 F			T WB(out)= 472 F			SAMPLE= 1229 F			EXIT 1=1533 F			EXIT 2=1566 F			EXIT 3=1569 F		EXIT 4=1503 F		EXIT 5=1499 F	EXIT 6=1529 F		EXIT(sp)= 1592 F		OFA(sp)=2123 F	
SORBENT LBS/HR= 0			SORBENT VELOCITY= 0 FT/SEC				SORBENT AIR FLOW= 0 SCFM						[Ca]/[S]= 0.00			STAGING CURVE													
VALID DATA POINT # 11			ELAPSED TIME, MIN 7				RECORD ON TRK 0						FILE 65																

DATE	04-24-85	TER DIA	11.35
SYSTEM	LNS	SPREADER	4-4@30/8
BURNER	DMB1.20	OFA LOCATN	NONE
FUEL	UTAH11.1	OIL CHECK	-1.20

FT0	TIME	LOAD MBTU/HR CALC	LOAD MBTU/HR MEAS	TA SCFM	PRIM	V-2	V-3	V-4	V-5	V-6	V-7	V-8	V-9	TOTAL	PRIM	SEC1	SEC2	TER1	TER2	TER3	TER4	PRIM	SEC1	SEC2	TOTAL	O2	CO	CO2	NO	SO2
					FLOW SCFM										FLOW SCFM							SR (CUM)				MEASURED				
					TEMP (F)										TEMP (F)											CORR TO 0% O2				
(F)	LOAD				VELOCITY (FT/SEC)																					CORR TO 3% O2				
543	14:49:24	122.2	20422	3719	3068	2573	1856	3126	2999	2686	1618	3157	24883	3719	4429	4304	3068	3126	2999	3157		0.18	0.48	0.61	1.21					
															171	456	473	552	571	562	523					0.0	42.7	18.3	280.8	537.2
0.00	0.0	114.2		495	626	619	622	613	623	621	595	618		58	61	57	139	144	137	139						3.0	36.6	15.7	240.7	460.5
K-TRON= 9100 LBS/HR SLEEVE = 0 in IN REG= 145 DEG OUT REG = 10 DEG SPREADER = -3 IN PRI(act)= 63 ft/sec P WB(out)= 2.10 in H2O P WB(in)= 2.30 in H2O FURNACE P= 0.18 in H2O COAL P= 1.50 in H2O																														
MILL IN= 459 F MILL OUT= 182 F T WB(in)= 456 F T WB(out)= 473 F SAMPLE= 1226 F EXIT 1=1547 F EXIT 2=1574 F EXIT 3=1554 F EXIT 4=1506 F EXIT 5=1501 F EXIT 6=1547 F EXIT(sp)= 1584 F OFA(sp)=2129 F																														
SORBENT LBS/HR= 0 SORBENT VELOCITY= 0 FT/SEC SORBENT AIR FLOW= 0 SCFM [Ca]/[S]= 0.00 MAXIMUM STAGING																														
VALID DATA POINT # 12 ELAPSED TIME, MIN 7 RECORD ON TRK 0 FILE 66																														
568	15:05:18	121.4	20287	3791	2517	3073	2119	2716	2509	2989	2184	2604	24501	3791	5192	5173	2517	2716	2509	2604		0.19	0.44	0.78	1.21					
															171	467	492	545	564	557	519					0.0	42.5	18.2	303.5	534.1
0.00	0.0	114.2		494	624	623	625	613	622	622	602	616		59	72	70	113	124	114	114						3.0	36.4	15.6	260.1	457.8
K-TRON= 9100 LBS/HR SLEEVE = 0 in IN REG= 145 DEG OUT REG = 10 DEG SPREADER = -3 IN PRI(act)= 64 ft/sec P WB(out)= 2.50 in H2O P WB(in)= 2.50 in H2O FURNACE P= 0.21 in H2O COAL P= 1.50 in H2O																														
MILL IN= 458 F MILL OUT= 188 F T WB(in)= 467 F T WB(out)= 492 F SAMPLE= 1235 F EXIT 1=1552 F EXIT 2=1591 F EXIT 3=1559 F EXIT 4=1518 F EXIT 5=1512 F EXIT 6=1563 F EXIT(sp)= 1581 F OFA(sp)=2143 F																														
SORBENT LBS/HR= 0 SORBENT VELOCITY= 0 FT/SEC SORBENT AIR FLOW= 0 SCFM [Ca]/[S]= 0.00 BASELINE-STAGED																														
VALID DATA POINT # 13 ELAPSED TIME, MIN 6 RECORD ON TRK 0 FILE 67																														
595	15:23:33	122.2	20419	3784	2601	1810	1386	2734	2519	3834	3263	2590	24521	3784	3196	7097	2601	2734	2519	2590		0.19	0.34	0.69	1.20					
															170	452	515	553	573	563	525					0.0	48.3	18.3	301.7	531.0
0.00	0.0	114.2		492	634	623	629	622	630	634	618	626		59	44	98	118	126	115	114						3.0	41.4	15.7	258.6	455.2
K-TRON= 9100 LBS/HR SLEEVE = 0 in IN REG= 180 DEG OUT REG = 18 DEG SPREADER = -3 IN PRI(act)= 64 ft/sec P WB(out)= 3.50 in H2O P WB(in)= 15.00 in H2O FURNACE P= 0.21 in H2O COAL P= 1.50 in H2O																														
MILL IN= 457 F MILL OUT= 182 F T WB(in)= 452 F T WB(out)= 515 F SAMPLE= 1235 F EXIT 1=1543 F EXIT 2=1556 F EXIT 3=1501 F EXIT 4=1522 F EXIT 5=1522 F EXIT 6=1559 F EXIT(sp)= 1572 F OFA(sp)=2150 F																														
SORBENT LBS/HR= 0 SORBENT VELOCITY= 0 FT/SEC SORBENT AIR FLOW= 0 SCFM [Ca]/[S]= 0.00 REGISTER ADJUSTMENT-BLANKED SHUT																														
VALID DATA POINT # 14 ELAPSED TIME, MIN 8 RECORD ON TRK 0 FILE 68																														

DATE : 04-25-95 TIER DIA : 11.3725
SYSTEM : LOWS SPREADER : 4-4030/8
BURNER : DM8120 OFA LOCATN : NONE
FUEL : UTAH11.1 OIL CHECK : -0.68

PT#	TIME	LOAD MBTU/HR	TA	PRIM	V-2	V-3	V-4	V-5	V-6	V-7	V-8	V-9	TOTAL	PRIM	SEC1	SEC2	TER1	TER2	TER3	TER4	PRIM	SEC1	SEC2	TOTAL	O2	CO	CO2	NO	SO2
		OIL	CALC	FLOW SCFM										TEMP (F)							SR (CUM)				MEASURED				
(V)	LOAD		MEAS	TEMP (F)										VELOCITY (FT/SEC)											CORR TO 0% O2				
																									CORR TO 3% O2				
156	09:42:24	119.9	20032	4023	0	4015	5212	683	339	4265	4798	457	23791	4023	9227	9862	0	683	339	457	0.20	0.66	1.11	1.19	3.4	35.0	15.4	340.0	460.0
														166	528	517	412	437	467	452					0.0	41.8	18.4	405.7	548.9
0.00	0.0	121.8		473	549	618	622	571	557	613	604	556		63	134	126	0	27	14	19					3.0	35.8	15.8	347.7	470.1
K-TRON= 9700 LBS/HR			SLEEVE = 0 in	IN REG= 45 DEG			OUT REG = 10 DEG			SPREADER = -3 IN			PRI(act)= 67 ft/sec			P WB(out)= 5.00 in H2O			P WB(in)= 12.50 in H2O			FURNACE P= 0.16 in H2O			COAL P= 1.50 in H2O				
MILL IN= 438 F			MILL OUT= 175 F	T WB(in)= 528 F			T WB(out)= 517 F			SAMPLE= 1236 F			EXIT 1=1594 F			EXIT 2=1535 F			EXIT 3=1572 F			EXIT 4=1552 F		EXIT 5=1581 F		EXIT 6=1590 F		EXIT(sp)= 1557 F		OFA(sp)=2144 F
SORBENT LBS/HR= 0			SORBENT VELOCITY= 0 FT/SEC				SORBENT AIR FLOW= 0 SCFM						[Ca]/[S]= 0.00			BASELINE-SEC. AIR COUNTER FLOW														
VALID DATA POINT 0			1 ELAPSED TIME, MIN				10 RECORD ON TRK			0 FILE			69																
326	11:32:39	121.6	20321	4093	0	4392	4931	899	325	5112	4083	431	24268	4093	9324	9195	0	899	325	431	0.20	0.66	1.11	1.19	3.5	35.0	15.2	500.0	440.0
														162	558	560	439	458	493	413					0.0	42.0	18.2	600.0	528.0
0.00	0.0	119.3		452	603	686	691	576	609	681	667	609		63	142	133	0	37	14	17					3.0	36.0	15.6	514.3	452.6
K-TRON= 9500 LBS/HR			SLEEVE = 0 in	IN REG= 145 DEG			OUT REG = 10 DEG			SPREADER = -3 IN			PRI(act)= 68 ft/sec			P WB(out)= 5.50 in H2O			P WB(in)= 11.00 in H2O			FURNACE P= 0.23 in H2O			COAL P= 1.80 in H2O				
MILL IN= 418 F			MILL OUT= 171 F	T WB(in)= 550 F			T WB(out)= 560 F			SAMPLE= 1227 F			EXIT 1=1563 F			EXIT 2=1588 F			EXIT 3=1590 F			EXIT 4=1582 F		EXIT 5=1600 F		EXIT 6=1617 F		EXIT(sp)= 1626 F		OFA(sp)=2013 F
SORBENT LBS/HR= 0			SORBENT VELOCITY= 0 FT/SEC				SORBENT AIR FLOW= 0 SCFM						[Ca]/[S]= 0.00			BASELINE-OPTIMUM UNSTAGED														
VALID DATA POINT 0			2 ELAPSED TIME, MIN				10 RECORD ON TRK			0 FILE			70																
365	12:08:57	122.3	20441	3927	1657	3323	3920	1332	1549	4548	2727	1428	24411	3927	7243	7275	1657	1332	1549	1428	0.19	0.55	0.90	1.19	3.5	35.0	15.4	410.0	440.0
														163	550	533	573	587	569	507					0.0	42.0	18.5	492.0	528.0
0.00	0.0	119.3		464	671	681	688	638	668	679	657	652		61	109	103	77	62	71	62					3.0	36.0	15.8	421.7	452.6
K-TRON= 9500 LBS/HR			SLEEVE = 0 in	IN REG= 145 DEG			OUT REG = 10 DEG			SPREADER = -3 IN			PRI(act)= 65 ft/sec			P WB(out)= 4.20 in H2O			P WB(in)= 6.60 in H2O			FURNACE P= 0.21 in H2O			COAL P= 1.80 in H2O				
MILL IN= 430 F			MILL OUT= 172 F	T WB(in)= 550 F			T WB(out)= 533 F			SAMPLE= 1247 F			EXIT 1=1561 F			EXIT 2=1574 F			EXIT 3=1608 F			EXIT 4=1588 F		EXIT 5=1612 F		EXIT 6=1594 F		EXIT(sp)= 1667 F		OFA(sp)=2079 F
SORBENT LBS/HR= 0			SORBENT VELOCITY= 0 FT/SEC				SORBENT AIR FLOW= 0 SCFM						[Ca]/[S]= 0.00			STAGING														
VALID DATA POINT 0			3 ELAPSED TIME, MIN				8 RECORD ON TRK			0 FILE			71																
390	12:17:42	120.2	20082	3937	2441	2668	2981	2281	2250	2748	2697	2201	24117	3937	5561	5445	2441	2281	2250	2201	0.20	0.47	0.74	1.20	3.6	35.0	15.0	260.0	420.0
														161	498	537	589	599	587	546					0.0	42.2	18.1	313.8	506.9
0.00	0.0	119.3		457	677	674	687	658	671	674	655	662		61	79	77	115	108	105	99					3.0	36.2	15.5	269.0	434.5
K-TRON= 9500 LBS/HR			SLEEVE = 0 in	IN REG= 145 DEG			OUT REG = 10 DEG			SPREADER = -3 IN			PRI(act)= 65 ft/sec			P WB(out)= 2.80 in H2O			P WB(in)= 4.00 in H2O			FURNACE P= 0.20 in H2O			COAL P= 2.00 in H2O				
MILL IN= 424 F			MILL OUT= 179 F	T WB(in)= 498 F			T WB(out)= 537 F			SAMPLE= 1212 F			EXIT 1=1530 F			EXIT 2=1531 F			EXIT 3=1513 F			EXIT 4=1521 F		EXIT 5=1509 F		EXIT 6=1592 F		EXIT(sp)= 1544 F		OFA(sp)=2095 F
SORBENT LBS/HR= 0			SORBENT VELOCITY= 0 FT/SEC				SORBENT AIR FLOW= 0 SCFM						[Ca]/[S]= 0.00			STAGING														
VALID DATA POINT 0			4 ELAPSED TIME, MIN				7 RECORD ON TRK			0 FILE			72																
407	12:26:54	121.7	20328	3928	2645	2687	2849	2476	2368	2670	2647	2362	24550	3928	5455	5316	2645	2476	2368	2362	0.19	0.46	0.72	1.21	3.7	35.0	14.8	250.0	0.0
														161	502	534	594	605	595	553					0.0	42.5	18.0	303.5	0.0
0.00	0.0	119.3		462	683	678	689	664	677	678	655	670		61	78	75	125	118	112	107					3.0	36.4	15.4	260.1	0.0
K-TRON= 9500 LBS/HR			SLEEVE = 0 in	IN REG= 145 DEG			OUT REG = 10 DEG			SPREADER = -3 IN			PRI(act)= 65 ft/sec			P WB(out)= 2.50 in H2O			P WB(in)= 3.80 in H2O			FURNACE P= 0.21 in H2O			COAL P= 1.90 in H2O				
MILL IN= 428 F			MILL OUT= 177 F	T WB(in)= 502 F			T WB(out)= 534 F			SAMPLE= 1202 F			EXIT 1=1523 F			EXIT 2=1505 F			EXIT 3=1508 F			EXIT 4=1527 F		EXIT 5=1512 F		EXIT 6=1591 F		EXIT(sp)= 1567 F		OFA(sp)=2105 F
SORBENT LBS/HR= 0			SORBENT VELOCITY= 0 FT/SEC				SORBENT AIR FLOW= 0 SCFM						[Ca]/[S]= 0.00			BASELINE-STAGED														
VALID DATA POINT 0			5 ELAPSED TIME, MIN				8 RECORD ON TRK			0 FILE			73																
429	12:46:11	119.1	19897	3945	2388	2384	2639	2320	2270	2507	2440	2101	22993	3945	5022	4947	2388	2320	2270	2101	0.20	0.45	0.70	1.16	2.9	35.0	15.6	250.0	0.0
														162	506	548	605	623	607	565					0.0	40.6	18.1	290.1	0.0
0.00	0.0	119.3		466	703	695	708	683	699	698	672	689		61	72	71	114	112	108	96					3.0	34.8	15.5	248.6	0.0
K-TRON= 9500 LBS/HR			SLEEVE = 0 in	IN REG= 145 DEG			OUT REG = 10 DEG			SPREADER = -3 IN			PRI(act)= 66 ft/sec			P WB(out)= 2.50 in H2O			P WB(in)= 3.50 in H2O			FURNACE P= 0.17 in H2O			COAL P= 1.90 in H2O				
MILL IN= 430 F			MILL OUT= 175 F	T WB(in)= 506 F			T WB(out)= 548 F			SAMPLE= 1198 F			EXIT 1=1545 F			EXIT 2=1549 F			EXIT 3=1540 F			EXIT 4=1524 F		EXIT 5=1522 F		EXIT 6=1599 F		EXIT(sp)= 1589 F		OFA(sp)=2126 F
SORBENT LBS/HR= 0			SORBENT VELOCITY= 0 FT/SEC				SORBENT AIR FLOW= 0 SCFM						[Ca]/[S]= 0.00			EXCESS AIR CURVE-STAGED														
VALID DATA POINT 0			6 ELAPSED TIME, MIN				7 RECORD ON TRK			0 FILE			74																

DATE	: 04-25-95	TER DEA	: 1.1.3325
SYSTEM	: LWS	SPREADER	: 4-4@30/8
BURNER	: DMB1.2.0	OFA LOCATN	: NONE
FUEL	: UTAH 1.1.	OIL CHECK	: -0.68

PT#	TIME	LOAD MBTU/HR CALC	TA	PRIM	V-2	V-3	V-4	V-5	V-6	V-7	V-8	V-9	TOTAL	PRIM	SEC1	SEC2	TER1	TER2	TER3	TER4	PRIM	SEC1	SEC2	TOTAL	O2	CO	CO2	NO	SO2
	OIL			FLOW SCFM										FLOW SCFM							SR (CUM)				MEASURED				
														TEMP (F)											CORR TO 0% O2				
(V)	LOAD	MEAS	SCFM	TEMP (F)										VELOCITY (FT/SEC)											CORR TO 3% O2				
435	12:52:36	119.5	19967	3919	2219	2352	2593	2262	2277	2467	2404	2692	22587	3919	4945	4872	2219	2262	2277	2892	0.20	0.44	0.69	1.13	2.5	40.0	15.8	230.0	0.0
														160	512	553	612	629	614	571					0.0	45.4	17.9	261.1	0.0
0.00	0.0	119.3		469	713	704	717	691	708	708	684	699		60	72	70	106	110	109	96					3.0	38.9	15.4	223.8	0.0
K-TRON= 9500 LBS/HR			SLEEVE = 0 in	IN REG= 145 DEG			OUT REG = 10 DEG			SPREADER = -3 IN			PRI(act)= 65 ft/sec			P WB(out)= 2.40 in H20			P WB(in)= 3.50 in H20			FURNACE P= 0.17 in H20			COAL P= 1.90 in H20				
MILL IN= 432 F			MILL OUT= 170 F	T WB(in)= 512 F			T WB(out)= 553 F			SAMPLE= 1199 F			EXIT 1=1565 F			EXIT 2=1549 F			EXIT 3=1547 F			EXIT 4=1543 F		EXIT 5=1542 F		EXIT 6=1618 F		EXIT(sp)= 1585 F		OFA(sp)=2149 F
SORBENT LBS/HR= 0			SORBENT VELOCITY= 0 FT/SEC				SORBENT AIR FLOW= 0 SCFM			(Ca)/(S)= 0.00			EXCESS AIR - STAGED																	
VALID DATA POINT # 7			ELAPSED TIME, MIN 6				RECORD ON TRK 0			FILE 75																			
444	12:58:38	120.2	20079	3924	2153	2365	2578	2213	2166	2463	2395	1989	22246	3924	4943	4858	2153	2213	2166	1989	0.20	0.44	0.68	1.11	2.1	40.0	16.2	225.0	0.0
														161	524	563	619	637	621	578					0.0	44.4	18.0	250.0	0.0
0.00	0.0	119.3		469	722	713	726	699	717	717	696	705		61	73	71	104	109	105	92					3.0	38.1	15.4	214.3	0.0
K-TRON= 9500 LBS/HR			SLEEVE = 0 in	IN REG= 145 DEG			OUT REG = 10 DEG			SPREADER = -3 IN			PRI(act)= 65 ft/sec			P WB(out)= 2.40 in H20			P WB(in)= 3.20 in H20			FURNACE P= 0.18 in H20			COAL P= 1.90 in H20				
MILL IN= 434 F			MILL OUT= 175 F	T WB(in)= 524 F			T WB(out)= 563 F			SAMPLE= 1191 F			EXIT 1=1564 F			EXIT 2=1562 F			EXIT 3=1551 F			EXIT 4=1549 F		EXIT 5=1553 F		EXIT 6=1625 F		EXIT(sp)= 1585 F		OFA(sp)=2150 F
SORBENT LBS/HR= 0			SORBENT VELOCITY= 0 FT/SEC				SORBENT AIR FLOW= 0 SCFM			(Ca)/(S)= 0.00			MIN. EXCESS AIR CURVE																	
VALID DATA POINT # 8			ELAPSED TIME, MIN 7				RECORD ON TRK 0			FILE 76																			
488	13:27:59	121.5	20305	3899	2891	2505	2711	2882	2724	2460	2955	2654	25682	3899	5216	5415	2891	2882	2724	2654	0.19	0.45	0.72	1.26	4.5	35.0	14.4	260.0	440.0
														165	515	563	614	632	623	578					0.0	44.5	18.3	330.9	560.0
0:00	0.0	119.3		478	706	697	708	683	702	698	685	694		61	76	79	139	141	132	123					3.0	38.2	15.7	283.6	480.1
K-TRON= 9500 LBS/HR			SLEEVE = 0 in	IN REG= 145 DEG			OUT REG = 10 DEG			SPREADER = -3 IN			PRI(act)= 65 ft/sec			P WB(out)= 2.50 in H20			P WB(in)= 3.80 in H20			FURNACE P= 0.25 in H20			COAL P= 1.90 in H20				
MILL IN= 435 F			MILL OUT= 189 F	T WB(in)= 515 F			T WB(out)= 563 F			SAMPLE= 1227 F			EXIT 1=1589 F			EXIT 2=1585 F			EXIT 3=1532 F			EXIT 4=1522 F		EXIT 5=1532 F		EXIT 6=1525 F		EXIT(sp)= 745 F		OFA(sp)=2088 F
SORBENT LBS/HR= 0			SORBENT VELOCITY= 0 FT/SEC				SORBENT AIR FLOW= 0 SCFM			(Ca)/(S)= 0.00			EXCESS AIR CURVE-STAGED																	
VALID DATA POINT # 9			ELAPSED TIME, MIN 7				RECORD ON TRK 0			FILE 77																			
492	13:36:19	123.2	20585	3918	3005	2515	2767	3082	2864	2586	3019	2832	26588	3918	5282	5525	3005	3082	2864	2832	0.19	0.45	0.72	1.29	4.8	30.0	14.2	260.0	420.0
														168	516	560	610	627	619	578					0.0	38.9	18.4	337.0	544.4
0.00	0.0	119.3		472	696	686	699	683	692	689	676	686		61	77	80	144	150	138	131					3.0	37.3	15.8	268.9	466.1
K-TRON= 9500 LBS/HR			SLEEVE = 0 in	IN REG= 145 DEG			OUT REG = 10 DEG			SPREADER = -3 IN			PRI(act)= 66 ft/sec			P WB(out)= 2.50 in H20			P WB(in)= 3.50 in H20			FURNACE P= 0.27 in H20			COAL P= 1.90 in H20				
MILL IN= 439 F			MILL OUT= 191 F	T WB(in)= 516 F			T WB(out)= 560 F			SAMPLE= 1226 F			EXIT 1=1502 F			EXIT 2=1489 F			EXIT 3=1522 F			EXIT 4=1515 F		EXIT 5=1526 F		EXIT 6=1552 F		EXIT(sp)= 1603 F		OFA(sp)=2076 F
SORBENT LBS/HR= 0			SORBENT VELOCITY= 0 FT/SEC				SORBENT AIR FLOW= 0 SCFM			(Ca)/(S)= 0.00			EXCESS AIR CURVE-STAGED																	
VALID DATA POINT # 10			ELAPSED TIME, MIN 7				RECORD ON TRK 0			FILE 78																			
501	13:46:05	121.5	20299	3938	3193	2477	2754	3299	3063	2480	2980	3110	27294	3938	5232	5460	3193	3299	3063	3110	0.19	0.45	0.72	1.34	5.5	30.0	13.6	260.0	400.0
														167	518	558	605	623	613	572					0.0	40.6	18.4	352.3	541.9
0.00	0.0	119.3		468	687	676	690	674	683	679	665	677		61	76	78	152	160	147	144					3.0	34.8	15.8	301.9	464.5
K-TRON= 9500 LBS/HR			SLEEVE = 0 in	IN REG= 145 DEG			OUT REG = 10 DEG			SPREADER = -3 IN			PRI(act)= 66 ft/sec			P WB(out)= 2.50 in H20			P WB(in)= 3.50 in H20			FURNACE P= 0.27 in H20			COAL P= 1.90 in H20				
MILL IN= 435 F			MILL OUT= 177 F	T WB(in)= 510 F			T WB(out)= 550 F			SAMPLE= 1238 F			EXIT 1=1481 F			EXIT 2=1495 F			EXIT 3=1510 F			EXIT 4=1497 F		EXIT 5=1502 F		EXIT 6=1537 F		EXIT(sp)= 1620 F		OFA(sp)=2052 F
SORBENT LBS/HR= 0			SORBENT VELOCITY= 0 FT/SEC				SORBENT AIR FLOW= 0 SCFM			(Ca)/(S)= 0.00			EXCESS AIR CURVE-STAGED																	
VALID DATA POINT # 11			ELAPSED TIME, MIN 6				RECORD ON TRK 0			FILE 79																			
537	14:06:34	119.4	19943	3937	2217	2508	2663	2648	2293	2458	2392	2700	23817	3937	5171	4850	2217	2648	2293	2700	0.20	0.46	0.70	1.19	3.5	40.0	15.4	235.0	420.0
														167	428	447	492	509	508	472					0.0	48.0	18.5	282.0	504.0
0.00	0.0	119.3		474	573	578	580	559	569	569	548	566		61	68	62	94	115	99	113					3.0	41.1	15.8	241.7	432.0
K-TRON= 9500 LBS/HR			SLEEVE = 0 in	IN REG= 145 DEG			OUT REG = 10 DEG			SPREADER = -3 IN			PRI(act)= 66 ft/sec			P WB(out)= 2.50 in H20			P WB(in)= 4.50 in H20			FURNACE P= 0.27 in H20			COAL P= 1.90 in H20				
MILL IN= 442 F			MILL OUT= 181 F	T WB(in)= 420 F			T WB(out)= 447 F			SAMPLE= 1199 F			EXIT 1=1513 F			EXIT 2=1544 F			EXIT 3=1502 F			EXIT 4=1515 F		EXIT 5=1504 F		EXIT 6=1559 F		EXIT(sp)= 1569 F		OFA(sp)=2082 F
SORBENT LBS/HR= 0			SORBENT VELOCITY= 0 FT/SEC				SORBENT AIR FLOW= 0 SCFM			(Ca)/(S)= 0.00			BASELINE-STAGED																	
VALID DATA POINT # 12			ELAPSED TIME, MIN 7				RECORD ON TRK 0			FILE 80																			

DATE	: 04-25-95	TER DIA	: 11.375
SYSTEM	: LIFAC	SPREADER	: 4-40@30/60
BURNER	: DMB1.20	OFA LOCATN	: NONE
FUEL	: UTAH11.1	DIL CHECK	: -0.468

PT#	TIME	LOAD MBTU/HR	TA	PRIM	V-2	V-3	V-4	V-5	V-6	V-7	V-8	V-9	TOTAL	PRIM	SEC1	SEC2	TER1	TER2	TER3	TER4	PRIM	SEC1	SEC2	TOTAL	O2	CO	CO2	NO	SO2
		OIL		FLOW SCFM										FLOW SCFM							SR (CUM)				MEASURED				
		CALC	SCFM	TEMP (F)										TEMP (F)											CORR TO 0% O2				
(V)	LOAD	MEAS		VELOCITY (FT/SEC)																					CORR TO 3% O2				
592	14:46:19	122.7	20500	4119	343	4390	5039	404	381	4402	4828	439	24346	4119	9429	9318	343	404	381	439	0.20	0.66	1.12	1.19	3.4	40.1	15.2	488.0	440.0
				169	505	506	397	425	442	364															0.0	47.7	18.1	572.7	525.0
0.00	0.0	119.3	461	523	612	618	487	539	610	595	541			65	136	128	13	16	12	16					3.0	40.9	15.5	490.9	450.0
K-TRON= 9500 LBS/HR			SLEEVE = 0 in	IN REG= 145 DEG			OUT REG = 10 DEG			SPREADER = -3 IN				PRI(act)= 69 ft/sec			P WB(out)= 5.50 in H2O			P WB(in)= 10.50 in H2O			FURNACE P= 0.20 in H2O			COAL P= 1.90 in H2O		
MILL IN= 430 F			MILL OUT= 186 F	T WB(in)= 505 F			T WB(out)= 506 F			SAMPLE= 1241 F				EXIT 1=1556 F			EXIT 2=1590 F			EXIT 3=1613 F			EXIT 4=1587 F		EXIT 5=1597 F		EXIT 6=1628 F		EXIT(so)= 1653 F	OFA(so)=2016 F
SORBENT LBS/HR= 0			SORBENT VELOCITY= 0 FT/SEC				SORBENT AIR FLOW= 0 SCFM							[Ca]/[S]= 0.00			FULL LOAD-UNSTAGED												
VALID DATA POINT # 13			ELAPSED TIME, MIN 7				RECORD ON TRK 0							FILE 81															
635	15:12:54	107.7	17999	4185	902	3584	4012	366	317	3717	3815	478	21376	4185	7596	7532	902	366	317	478	0.23	0.65	1.07	1.19	3.4	40.0	15.4	450.0	440.0
				173	494	512	404	427	455	371															0.0	47.7	18.4	536.9	525.0
0.00	0.0	101.7	457	537	623	632	497	550	624	609	554			66	108	104	35	15	13	18					3.0	40.9	15.8	460.2	450.0
K-TRON= 8100 LBS/HR			SLEEVE = 0 in	IN REG= 145 DEG			OUT REG = 10 DEG			SPREADER = -3 IN				PRI(act)= 71 ft/sec			P WB(out)= 4.00 in H2O			P WB(in)= 7.00 in H2O			FURNACE P= 0.16 in H2O			COAL P= 1.00 in H2O		
MILL IN= 424 F			MILL OUT= 193 F	T WB(in)= 494 F			T WB(out)= 512 F			SAMPLE= 1180 F				EXIT 1=1503 F			EXIT 2=1517 F			EXIT 3=1571 F			EXIT 4=1522 F		EXIT 5=1542 F		EXIT 6=1524 F		EXIT(so)= 1623 F	OFA(so)=1984 F
SORBENT LBS/HR= 0			SORBENT VELOCITY= 0 FT/SEC				SORBENT AIR FLOW= 0 SCFM							[Ca]/[S]= 0.00			REDUCED LOAD-UNSTAGED												
VALID DATA POINT # 14			ELAPSED TIME, MIN 7				RECORD ON TRK 0							FILE 82															
669	15:36:15	100.5	16785	4166	1042	3384	3765	0	332	3488	3621	474	20272	4166	7149	7189	1042	0	332	474	0.25	0.67	1.10	1.21	3.7	35.0	15.0	440.0	440.0
				174	501	524	419	441	470	382															0.0	42.5	18.2	534.1	534.1
0.00	0.0	96.7	461	560	635	641	512	568	635	623	569			66	102	99	41	0	14	18					3.0	36.4	15.6	457.8	457.8
K-TRON= 7700 LBS/HR			SLEEVE = 0 in	IN REG= 145 DEG			OUT REG = 10 DEG			SPREADER = -3 IN				PRI(act)= 71 ft/sec			P WB(out)= 4.00 in H2O			P WB(in)= 6.20 in H2O			FURNACE P= 0.13 in H2O			COAL P= 1.00 in H2O		
MILL IN= 426 F			MILL OUT= 195 F	T WB(in)= 501 F			T WB(out)= 524 F			SAMPLE= 1158 F				EXIT 1=1478 F			EXIT 2=1492 F			EXIT 3=1540 F			EXIT 4=1496 F		EXIT 5=1517 F		EXIT 6=1558 F		EXIT(so)= 1610 F	OFA(so)=1958 F
SORBENT LBS/HR= 0			SORBENT VELOCITY= 0 FT/SEC				SORBENT AIR FLOW= 0 SCFM							[Ca]/[S]= 0.00			REDUCED LOAD-UNSTAGED												
VALID DATA POINT # 15			ELAPSED TIME, MIN 7				RECORD ON TRK 0							FILE 83															
731	16:16:55	80.8	13499	4174	0	2603	2830	434	341	2641	2775	504	16303	4174	5433	5416	0	434	341	504	0.31	0.71	1.11	1.21	3.7	35.0	15.0	380.8	440.0
				174	507	543	458	472	502	419															0.0	42.5	18.2	461.3	534.1
0.00	0.0	82.9	463	607	676	685	560	612	679	661	613			66	78	77	0	18	15	20					3.0	36.4	15.6	395.4	457.8
K-TRON= 6600 LBS/HR			SLEEVE = 0 in	IN REG= 145 DEG			OUT REG = 10 DEG			SPREADER = -3 IN				PRI(act)= 71 ft/sec			P WB(out)= 2.50 in H2O			P WB(in)= 4.00 in H2O			FURNACE P= 0.04 in H2O			COAL P= 1.10 in H2O		
MILL IN= 429 F			MILL OUT= 188 F	T WB(in)= 507 F			T WB(out)= 543 F			SAMPLE= 1066 F				EXIT 1=1409 F			EXIT 2=1391 F			EXIT 3=1454 F			EXIT 4=1391 F		EXIT 5=1428 F		EXIT 6=1494 F		EXIT(so)= 1554 F	OFA(so)=1933 F
SORBENT LBS/HR= 0			SORBENT VELOCITY= 0 FT/SEC				SORBENT AIR FLOW= 0 SCFM							[Ca]/[S]= 0.00			REDUCED LOAD CURVE												
VALID DATA POINT # 16			ELAPSED TIME, MIN 8				RECORD ON TRK 0							FILE 84															
764	16:37:18	72.7	12146	4059	0	2153	2403	789	329	2508	2911	484	14837	4059	4556	4620	0	789	329	484	0.33	0.71	1.09	1.22	3.9	40.0	15.0	370.0	440.0
				176	505	534	455	471	505	412															0.0	49.1	18.4	454.4	540.4
0.00	0.0	74.1	467	689	682	693	553	616	690	657	623			64	66	65	0	33	14	19					3.0	42.1	15.8	389.5	463.2
K-TRON= 5900 LBS/HR			SLEEVE = 0 in	IN REG= 145 DEG			OUT REG = 10 DEG			SPREADER = -3 IN				PRI(act)= 69 ft/sec			P WB(out)= 2.20 in H2O			P WB(in)= 3.50 in H2O			FURNACE P= 0.00 in H2O			COAL P= 0.50 in H2O		
MILL IN= 434 F			MILL OUT= 195 F	T WB(in)= 505 F			T WB(out)= 534 F			SAMPLE= 1000 F				EXIT 1=1352 F			EXIT 2=1336 F			EXIT 3=1398 F			EXIT 4=1334 F		EXIT 5=1374 F		EXIT 6=1462 F		EXIT(so)= 1498 F	OFA(so)=1867 F
SORBENT LBS/HR= 0			SORBENT VELOCITY= 0 FT/SEC				SORBENT AIR FLOW= 0 SCFM							[Ca]/[S]= 0.00			UNSTAGED LOAD CURVE												
VALID DATA POINT # 17			ELAPSED TIME, MIN 7				RECORD ON TRK 0							FILE 85															

DATE	04-29-85	TER DIA	11.3275
SYSTEM	LWS	SPREADER	4-4@30/8
BURNER	DMB1.20	OFA LOCATN	NONE
FUEL	COMANCHE	OIL CHECK	0.67

PT#	TIME	LOAD MBTU/HR	TA	PRIM	V-2	V-3	V-4	V-5	V-6	V-7	V-8	V-9	TOTAL	PRIM	SEC1	SEC2	TER1	TER2	TER3	TER4	PRIM	SEC1	SEC2	TOTAL	O2	CO	CO2	NO	SO2
	OIL	CALC	SCFM	FLOW SCFM										TFMP (F)							SR (CUM)				MEASURED				
(V)	LOAD	MEAS		TEMP (F)										VELOCITY (FT/SEC)											CORR TO 0% 01				
																									CORR TO 3% 02				
203	11:30:59	118.6	19634	3800	388	4059	4739	808	541	4858	3884	405	23482	3800	8798	8742	388	800	541	405	0.19	0.64	1.09	1.20	3.5	35.0	16.6	475.0	320.0
														137	524	517	417	487	456	379					0.0	42.0	19.9	570.0	384.0
0.00	0.0	111.7		632	559	627	632	531	582	623	611	564		56	129	121	15	34	22	15					3.0	36.0	17.1	488.6	329.1
K-TRON=11600 LBS/HR SLEEVE = 0 in IN REG= 145 DEG OUT REG = 10 DEG SPREADER = -3 IN PRI(act)= 61 ft/sec P WB(out)= 5.00 in H2O P WB(in)= 9.00 in H2O FURNACE P= 0.23 in H2O COAL P= 1.60 in H2O																													
MILL IN= 590 F MILL OUT= 149 F T WB(in)= 524 F T WB(out)= 517 F SAMPLE= 1255 F EXIT 1=1617 F EXIT 2=1603 F EXIT 3=1622 F EXIT 4=1635 F EXIT 5=1639 F EXIT 6=1587 F EXIT(sp)= 1659 F OFA(sp)=1942 F																													
SORBENT LBS/HR= 0 SORBENT VELOCITY= 0 FT/SEC SORBENT AIR FLOW= 0 SCFM (Ca)/(S)= 0.00 BASELINE-UNSTAGED																													
VALID DATA POINT 0 1 ELAPSED TIME, MIN 10 RECORD ON TRK 0 FILE 86																													
272	12:14:57	118.7	19643	3895	1432	3255	3684	1393	1340	4006	2591	1636	23232	3895	6939	6597	1432	1393	1340	1636	0.20	0.55	0.89	1.18	3.3	35.0	17.0	390.0	0.0
														136	504	501	478	544	536	477					0.0	41.5	20.2	462.7	0.0
0.00	0.0	111.7		623	594	626	633	594	610	624	604	605		58	100	90	60	63	60	69					3.0	35.6	17.3	396.6	0.0
K-TRON=11600 LBS/HR SLEEVE = 0 in IN REG= 145 DEG OUT REG = 10 DEG SPREADER = -3 IN PRI(act)= 62 ft/sec P WB(out)= 3.50 in H2O P WB(in)= 5.80 in H2O FURNACE P= 0.20 in H2O COAL P= 1.50 in H2O																													
MILL IN= 584 F MILL OUT= 141 F T WB(in)= 504 F T WB(out)= 501 F SAMPLE= 1246 F EXIT 1=1604 F EXIT 2=1549 F EXIT 3=1586 F EXIT 4=1637 F EXIT 5=1617 F EXIT 6=1628 F EXIT(sp)= 1637 F OFA(sp)=2065 F																													
SORBENT LBS/HR= 0 SORBENT VELOCITY= 0 FT/SEC SORBENT AIR FLOW= 0 SCFM (Ca)/(S)= 0.00 STAGING CURVE																													
VALID DATA POINT 0 2 ELAPSED TIME, MIN 10 RECORD ON TRK 0 FILE 87																													
277	12:27:25	117.3	19419	3807	1190	3300	3696	1505	1350	4149	2559	1669	23226	3807	6996	6708	1190	1505	1350	1669	0.20	0.56	0.90	1.20	3.5	35.0	16.8	390.0	0.0
														123	496	486	446	534	529	475					0.0	42.0	20.2	468.0	0.0
0.00	0.0	111.7		628	583	613	631	593	609	623	602	605		55	100	90	48	67	60	70					3.0	36.0	17.3	401.1	0.0
K-TRON=11600 LBS/HR SLEEVE = 0 in IN REG= 145 DEG OUT REG = 10 DEG SPREADER = -3 IN PRI(act)= 59 ft/sec P WB(out)= 3.50 in H2O P WB(in)= 5.80 in H2O FURNACE P= 0.20 in H2O COAL P= 1.50 in H2O																													
MILL IN= 589 F MILL OUT= 158 F T WB(in)= 496 F T WB(out)= 486 F SAMPLE= 1252 F EXIT 1=1623 F EXIT 2=1554 F EXIT 3=1596 F EXIT 4=1631 F EXIT 5=1625 F EXIT 6=1614 F EXIT(sp)= 1656 F OFA(sp)=2084 F																													
SORBENT LBS/HR= 0 SORBENT VELOCITY= 0 FT/SEC SORBENT AIR FLOW= 0 SCFM (Ca)/(S)= 0.00 STAGING CURVE																													
VALID DATA POINT 0 3 ELAPSED TIME, MIN 7 RECORD ON TRK 0 FILE 88																													
298	12:39:23	120.3	19918	3801	1856	2931	3468	1917	1800	3935	2351	1897	23957	3801	6399	6286	1856	1917	1800	1897	0.19	0.51	0.83	1.20	3.6	35.0	16.6	375.0	360.0
														141	503	486	502	559	533	487					0.0	42.2	20.0	452.6	434.5
0.00	0.0	111.7		631	604	628	623	595	607	606	587	593		57	92	85	80	87	80	80					3.0	36.2	17.2	387.9	372.4
K-TRON=11600 LBS/HR SLEEVE = 0 in IN REG= 145 DEG OUT REG = 10 DEG SPREADER = -3 IN PRI(act)= 61 ft/sec P WB(out)= 3.10 in H2O P WB(in)= 4.80 in H2O FURNACE P= 0.20 in H2O COAL P= 1.80 in H2O																													
MILL IN= 592 F MILL OUT= 158 F T WB(in)= 503 F T WB(out)= 486 F SAMPLE= 1272 F EXIT 1=1579 F EXIT 2=1547 F EXIT 3=1613 F EXIT 4=1640 F EXIT 5=1630 F EXIT 6=1620 F EXIT(sp)= 1900 F OFA(sp)=2099 F																													
SORBENT LBS/HR= 0 SORBENT VELOCITY= 0 FT/SEC SORBENT AIR FLOW= 0 SCFM (Ca)/(S)= 0.00 STAGING CURVE																													
VALID DATA POINT 0 4 ELAPSED TIME, MIN 8 RECORD ON TRK 0 FILE 89																													
377	13:32:58	119.1	19707	3658	2373	2466	2930	2284	2319	3227	1880	2303	23439	3658	5396	5106	2373	2284	2319	2303	0.19	0.46	0.72	1.19	3.4	35.0	16.2	250.0	360.0
														138	478	474	540	574	544	503					0.0	41.8	19.3	298.3	429.5
0.00	0.0	118.4		640	618	597	604	605	615	618	592	609		54	75	68	106	106	104	99					3.0	35.8	16.6	255.7	368.7
K-TRON=12300 LBS/HR SLEEVE = 0 in IN REG= 145 DEG OUT REG = 10 DEG SPREADER = -3 IN PRI(act)= 58 ft/sec P WB(out)= 2.50 in H2O P WB(in)= 3.50 in H2O FURNACE P= 0.21 in H2O COAL P= 1.80 in H2O																													
MILL IN= 598 F MILL OUT= 166 F T WB(in)= 478 F T WB(out)= 474 F SAMPLE= 1280 F EXIT 1=1649 F EXIT 2=1602 F EXIT 3=1647 F EXIT 4=1612 F EXIT 5=1599 F EXIT 6=1617 F EXIT(sp)= 1735 F OFA(sp)=2045 F																													
SORBENT LBS/HR= 0 SORBENT VELOCITY= 0 FT/SEC SORBENT AIR FLOW= 0 SCFM (Ca)/(S)= 0.00 STAGING CURVE																													
VALID DATA POINT 0 5 ELAPSED TIME, MIN 10 RECORD ON TRK 0 FILE 90																													
456	14:28:58	120.0	19861	3671	3188	1907	2274	2883	2729	2571	1640	2892	23754	3671	4181	4211	3188	2883	2729	2892	0.18	0.40	0.61	1.20	3.5	40.8	16.0	200.0	0.0
														143	469	468	547	587	551	511					0.0	48.0	19.2	240.0	0.0
0.00	0.0	118.4		641	619	607	619	605	604	613	579	600		55	58	56	144	135	123	126					3.0	41.1	16.5	205.7	0.0
K-TRON=12300 LBS/HR SLEEVE = 0 in IN REG= 145 DEG OUT REG = 10 DEG SPREADER = -3 IN PRI(act)= 59 ft/sec P WB(out)= 2.00 in H2O P WB(in)= 2.40 in H2O FURNACE P= 0.24 in H2O COAL P= 1.80 in H2O																													
MILL IN= 598 F MILL OUT= 158 F T WB(in)= 469 F T WB(out)= 468 F SAMPLE= 1279 F EXIT 1=1626 F EXIT 2=1597 F EXIT 3=1604 F EXIT 4=1563 F EXIT 5=1584 F EXIT 6=1593 F EXIT(sp)= 1631 F OFA(sp)=2101 F																													
SORBENT LBS/HR= 0 SORBENT VELOCITY= 0 FT/SEC SORBENT AIR FLOW= 0 SCFM (Ca)/(S)= 0.00 MAXIMUM STAGING																													
VALID DATA POINT 0 6 ELAPSED TIME, MIN 8 RECORD ON TRK 0 FILE 91																													

DATE	04-29-95	TER DIA	11.375
SYSTEM	LWS	SPREADER	4-4@30/8
BURNER	DMB1.20	OFA LOCATN	NONE
FUEL	COMANCHE	OIL CHECK	0.67

PT#	TIME	LOAD MBTU/HR	TA	PRIM	V-2	V-3	V-4	V-5	V-6	V-7	V-8	V-9	TOTAL	PRIM	SEC1	SEC2	TER1	TER2	TER3	TER4	PRIM	SEC1	SEC2	TOTAL	O2	CO	CO2	NO	SO2
				FLOW SCFM										FLOW SCFM							SR (CUM)				MEASURED				
	OIL	CALC	SCFM	TEMP (F)										TEMP (F)											CORR TO 0% O2				
(V)	LOAD	MEAS		VELOCITY (FT/SEC)										VELOCITY (FT/SEC)											CORR TO 3% O2				
466	14:37:30	120.4	19933	3651	3204	2282	2571	2797	2683	2806	1631	2763	24388	3651	4853	4437	3204	2797	2683	2763	0.18	0.43	0.65	1.22	3.9	40.0	15.6	228.0	340.0
				141										141	458	462	533	583	548	511					0.0	49.1	19.2	270.2	417.5
0.00	0.0	118.4		644	616	596	618	602	612	611	582	607		55	66	58	142	130	121	120					3.0	42.1	16.4	231.6	357.P
K-TRON=12300 LBS/HR				SLEEVE = 0 in			IN REG= 145 DEG			OUT REG = 10 DEG			SPREADER = -3 IN			PRI(act)= 59 ft/sec			P WR(out)= 2.00		in H2O	P WB(in)= 2.80		in H2O	FURNACE P= 0.24		in H2O	COAL P= 1.80		in H2O
MILL IN= 602 F				MILL OUT= 158 F			T WB(in)= 458 F			T WB(out)= 462 F			SAMPLE= 1272 F			EXIT 1=1606 F			EXIT 2=1583 F			EXIT 3=1577 F			EXIT 4=1563 F			EXIT 5=1570 F			EXIT 6=1572 F			EXIT(sp)= 1632 F			OFA(sp)=2078 F	
SORBENT LBS/HR= 0				SORBENT VELOCITY= 0 FT/SEC				SORBENT AIR FLOW= 0 SCFM						(Ca)/(S)= 0.00			STAGING CURVE																					
VALID DATA POINT # 7				ELAPSED TIME, MIN 7				RECORD ON TRK 0						FILE 92																									
483	14:49:13	120.4	19925	3682	2593	2363	2621	2511	2576	3216	1665	2604	23831	3682	4984	4881	2593	2511	2576	2684	0.18	0.43	0.68	1.20	3.5	40.0	15.8	260.0	360.0
				139										139	462	454	526	573	544	487					0.0	48.0	19.0	312.0	432.0
0.00	0.0	115.6		642	613	612	621	604	614	618	588	609		55	69	63	114	116	116	110					3.0	41.1	16.3	267.4	370.3
K-TRON=12000 LBS/HR				SLEEVE = 0 in			IN REG= 145 DEG			OUT REG = 10 DEG			SPREADER = -3 IN			PRI(act)= 59 ft/sec			P WR(out)= 2.40		in H2O	P WB(in)= 3.00		in H2O	FURNACE P= 0.24		in H2O	COAL P= 1.80		in H2O
MILL IN= 591 F				MILL OUT= 157 F			T WB(in)= 462 F			T WB(out)= 454 F			SAMPLE= 1290 F			EXIT 1=1618 F			EXIT 2=1592 F			EXIT 3=1627 F			EXIT 4=1619 F			EXIT 5=1628 F			EXIT 6=1616 F			EXIT(sp)= 1683 F			OFA(sp)=2044 F	
SORBENT LBS/HR= 0				SORBENT VELOCITY= 0 FT/SEC				SORBENT AIR FLOW= 0 SCFM						(Ca)/(S)= 0.00			BASELINE-STAGED																					
VALID DATA POINT # 8				ELAPSED TIME, MIN 8				RECORD ON TRK 0						FILE 93																									
539	15:27:57	121.4	20086	3737	2210	2305	2516	2805	2883	3198	1636	1910	21601	3737	4822	4834	2210	2805	2083	1910	0.19	0.43	0.67	1.08	1.5	40.0	17.6	240.0	390.0
				137										137	458	463	523	572	543	512					0.0	43.1	19.0	258.5	420.0
0.00	0.0	117.5		636	619	624	632	614	623	628	598	613		56	66	63	97	93	93	83					3.0	36.9	16.2	221.5	360.0
K-TRON=12200 LBS/HR				SLEEVE = 0 in			IN REG= 145 DEG			OUT REG = 10 DEG			SPREADER = -3 IN			PRI(act)= 60 ft/sec			P WR(out)= 2.50		in H2O	P WB(in)= 3.00		in H2O	FURNACE P= 0.18		in H2O	COAL P= 1.50		in H2O
MILL IN= 597 F				MILL OUT= 165 F			T WB(in)= 458 F			T WB(out)= 463 F			SAMPLE= 1292 F			EXIT 1=1594 F			EXIT 2=1564 F			EXIT 3=1659 F			EXIT 4=1683 F			EXIT 5=1685 F			EXIT 6=1664 F			EXIT(sp)= 1730 F			OFA(sp)=2148 F	
SORBENT LBS/HR= 0				SORBENT VELOCITY= 0 FT/SEC				SORBENT AIR FLOW= 0 SCFM						(Ca)/(S)= 0.00			MIN. EXCESS AIR																					
VALID DATA POINT # 10				ELAPSED TIME, MIN 6				RECORD ON TRK 0						FILE 94																									
556	15:39:50	117.8	19499	3779	2283	2351	2560	2171	2301	3289	1615	2212	22561	3779	4911	4904	2283	2171	2301	2212	0.19	0.45	0.70	1.16	2.9	35.0	16.6	290.0	0.0
				135										135	463	458	524	577	546	516					0.0	40.6	19.3	336.5	0.0
0.00	0.0	117.5		634	616	622	631	615	622	621	597	611		56	68	64	100	101	104	97					3.0	34.8	16.5	288.4	0.0
K-TRON=12200 LBS/HR				SLEEVE = 0 in			IN REG= 145 DEG			OUT REG = 10 DEG			SPREADER = -3 IN			PRI(act)= 60 ft/sec			P WR(out)= 2.50		in H2O	P WB(in)= 3.80		in H2O	FURNACE P= 0.20		in H2O	COAL P= 1.30		in H2O
MILL IN= 595 F				MILL OUT= 137 F			T WB(in)= 463 F			T WB(out)= 458 F			SAMPLE= 1286 F			EXIT 1=1563 F			EXIT 2=1534 F			EXIT 3=1644 F			EXIT 4=1663 F			EXIT 5=1657 F			EXIT 6=1642 F			EXIT(sp)= 1723 F			OFA(sp)=2130 F	
SORBENT LBS/HR= 0				SORBENT VELOCITY= 0 FT/SEC				SORBENT AIR FLOW= 0 SCFM						(Ca)/(S)= 0.00			EXCESS AIR CURVE																					
VALID DATA POINT # 11				ELAPSED TIME, MIN 7				RECORD ON TRK 0						FILE 95																									
567	15:52:01	120.1	19882	3768	2331	2314	2530	2299	2484	3232	1586	2459	23085	3768	4844	4818	2331	2299	2484	2459	0.19	0.43	0.68	1.16	2.9	35.0	16.4	240.0	0.0
				135										135	460	454	529	578	551	517					0.0	40.6	19.0	278.5	0.0
0.00	0.0	117.5		637	619	620	629	614	621	623	594	613		56	67	63	103	107	112	107					3.0	34.8	16.3	238.7	0.0
K-TRON=12200 LBS/HR				SLEEVE = 0 in			IN REG= 145 DEG			OUT REG = 10 DEG			SPREADER = -3 IN			PRI(act)= 60 ft/sec			P WR(out)= 2.50		in H2O	P WB(in)= 3.80		in H2O	FURNACE P= 0.20		in H2O	COAL P= 1.30		in H2O
MILL IN= 596 F				MILL OUT= 132 F			T WB(in)= 460 F			T WB(out)= 454 F			SAMPLE= 1296 F			EXIT 1=1632 F			EXIT 2=1618 F			EXIT 3=1654 F			EXIT 4=1649 F			EXIT 5=1640 F			EXIT 6=1653 F			EXIT(sp)= 1719 F			OFA(sp)=2076 F	
SORBENT LBS/HR= 0				SORBENT VELOCITY= 0 FT/SEC				SORBENT AIR FLOW= 0 SCFM						(Ca)/(S)= 0.00			EXCESS AIR CURVE																					
VALID DATA POINT # 12				ELAPSED TIME, MIN 6				RECORD ON TRK 0						FILE 96																									
614	16:22:30	119.2	19735	3744	2786	2481	2720	2901	2919	3607	1508	2957	25622	3744	5201	5114	2786	2901	2919	2957	0.19	0.45	0.71	1.30	4.9	30.0	14.6	240.0	340.0
				133										133	458	437	531	571	544	516					0.0	39.1	19.0	310.5	443.5
0.00	0.0	117.5		641	609	607	615	605	609	610	580	603		55	71	65	123	134	131	129					3.0	33.5	16.3	249.3	380.1
K-TRON=12200 LBS/HR				SLEEVE = 0 in			IN REG= 145 DEG			OUT REG = 10 DEG			SPREADER = -3 IN			PRI(act)= 59 ft/sec			P WR(out)= 2.50		in H2O	P WB(in)= 3.30		in H2O	FURNACE P= 0.25		in H2O	COAL P= 1.30		in H2O
MILL IN= 599 F				MILL OUT= 117 F			T WB(in)= 458 F			T WB(out)= 437 F			SAMPLE= 1269 F			EXIT 1=1566 F			EXIT 2=1574 F			EXIT 3=1563 F			EXIT 4=1584 F			EXIT 5=1552 F			EXIT 6=1595 F			EXIT(sp)= 1621 F			OFA(sp)=2044 F	
SORBENT LBS/HR= 0				SORBENT VELOCITY= 0 FT/SEC				SORBENT AIR FLOW= 0 SCFM						(Ca)/(S)= 0.00			EXCESS AIR CURVE																					
VALID DATA POINT # 13				ELAPSED TIME, MIN 9				RECORD ON TRK 0						FILE 97																									

DATE	: 05-01-85	TER DIA	: 1.1.3755
SYSTEM	: LWB	SPREADER	: 4-4@30/8
BURNER	: DM31.20	OFA LOCATN	: NONE
FUEL	: UTAH1.1.	OIL CHECK	: -5.05

PTR	TIME	LOAD MBTU/HR CALC	TA SCFM	PRIM	V-2	V-3	V-4	V-5	V-6	V-7	V-8	V-9	TOTAL	PRIM	SEC1	SEC2	TER1	TER2	TER3	TER4	PRIM	SEC1	SEC2	TOTAL	O2	CO	CO2	NG	SO2
				FLOW SCFM																	SR (CUR)				MEASURED				
				TEMP (F)													VELOCITY (FT/SEC)								CORR TO 0% O2				
OIL (V)	LOAD	MEAS																							CORR TO 3% O2				
258	13:12:36	123.1	20567	4255	0	4521	5289	0	325	5775	3986	412	24562	4255	9810	9760	0	0	325	412	0.21	0.68	1.16	1.19	3.5	40.0	15.6	480.0	490.0
														142	514	504	393	411	443	374					0.0	48.0	18.7	480.0	508.0
0.00	0.0	106.7	353	535	613	616	519	541	609	596	546			64	143	134	0	0	13	15					3.0	41.1	16.0	411.4	504.0
K-TRON= 8500 LBS/HR			SLEEVE = 0 in	IN REG= 145 DEG			OUT REG = 10 DEG		SPREADER = -3 IN			PRI(act)= 68 ft/sec			P WB(out)= 6.00 in H2O			P WB(in)= 11.00 in H2O			FURNACE P= 0.20 in H2O			COAL P= 1.50 in H2O				
MILL IN= 333 F			MILL OUT= 152 F	T WB(in)= 514 F			T WB(out)= 504 F		SAMPLE= 1257 F			EXIT 1=1597 F			EXIT 2=1576 F			EXIT 3=1569 F			EXIT 4=1605 F			EXIT 5=1615 F			EXIT 6=1617 F			EXIT(so)= 1780 F			OFA(so)=2103 F	
SORBENT LBS/HR= 0			SORBENT VELOCITY= 0 FT/SEC				SORBENT AIR FLOW= 0 SCFM					(Ca)/(S)= 0.00			BASELINE-UNSTAGED															
VALID DATA POINT # 1			ELAPSED TIME, MIN 8				RECORD ON TRK 0					FILE 98																	
305	13:43:34	122.3	20429	4229	1897	2742	3484	1852	1833	3362	2921	2077	24397	4229	6227	6282	1897	1852	1833	2077	0.21	0.51	0.82	1.19	3.5	45.0	15.4	270.0	495.0
														143	497	491	508	539	531	499					0.0	54.0	18.5	324.0	594.0
0.00	0.0	108.0	355	598	796	618	597	600	608	592	595			63	89	85	82	83	81	89					3.0	46.3	15.8	277.7	509.1
K-TRON= 8600 LBS/HR			SLEEVE = 0 in	IN REG= 145 DEG			OUT REG = 10 DEG		SPREADER = -3 IN			PRI(act)= 68 ft/sec			P WB(out)= 3.20 in H2O			P WB(in)= 5.00 in H2O			FURNACE P= 0.20 in H2O			COAL P= 1.50 in H2O				
MILL IN= 332 F			MILL OUT= 146 F	T WB(in)= 497 F			T WB(out)= 491 F		SAMPLE= 1234 F			EXIT 1=1573 F			EXIT 2=1587 F			EXIT 3=1546 F			EXIT 4=1550 F			EXIT 5=1538 F			EXIT 6=1572 F			EXIT(so)= 1778 F			OFA(so)=2112 F	
SORBENT LBS/HR= 0			SORBENT VELOCITY= 0 FT/SEC				SORBENT AIR FLOW= 0 SCFM					(Ca)/(S)= 0.00			STAGING CURVE															
VALID DATA POINT # 2			ELAPSED TIME, MIN 10				RECORD ON TRK 0					FILE 99																	
350	14:14:13	119.0	19882	4210	2448	2501	2726	2299	2082	2922	2260	2297	23743	4210	5227	5181	2448	2299	2082	2297	0.21	0.47	0.74	1.19	3.5	40.0	15.4	225.0	510.0
														146	465	484	540	554	541	513					0.0	48.0	18.5	270.0	612.0
0.00	0.0	108.0	374	617	615	623	609	611	613	594	604			63	72	70	109	104	93	100					3.0	41.1	15.8	231.4	524.4
K-TRON= 8600 LBS/HR			SLEEVE = 0 in	IN REG= 145 DEG			OUT REG = 10 DEG		SPREADER = -3 IN			PRI(act)= 68 ft/sec			P WB(out)= 2.50 in H2O			P WB(in)= 3.20 in H2O			FURNACE P= 0.15 in H2O			COAL P= 1.60 in H2O				
MILL IN= 348 F			MILL OUT= 150 F	T WB(in)= 465 F			T WB(out)= 484 F		SAMPLE= 1226 F			EXIT 1=1566 F			EXIT 2=1599 F			EXIT 3=1529 F			EXIT 4=1532 F			EXIT 5=1522 F			EXIT 6=1552 F			EXIT(so)= 1613 F			OFA(so)=2128 F	
SORBENT LBS/HR= 0			SORBENT VELOCITY= 0 FT/SEC				SORBENT AIR FLOW= 0 SCFM					(Ca)/(S)= 0.00			BASELINE-LIMESTONE INJECTION															
VALID DATA POINT # 3			ELAPSED TIME, MIN 9				RECORD ON TRK 0					FILE 100																	
388	14:34:19	118.7	19838	4161	2341	2522	2725	2428	2064	2918	2276	2273	23691	4161	5247	5186	2341	2428	2064	2273	0.21	0.47	0.74	1.19	3.5	40.0	15.4	220.0	480.0
														151	463	483	539	553	538	510					0.0	48.0	18.5	264.0	576.0
0.00	0.0	108.0	375	618	615	624	609	611	615	593	604			63	72	69	105	110	92	99					3.0	41.1	15.8	226.3	493.2
K-TRON= 8600 LBS/HR			SLEEVE = 0 in	IN REG= 145 DEG			OUT REG = 10 DEG		SPREADER = -3 IN			PRI(act)= 68 ft/sec			P WB(out)= 2.50 in H2O			P WB(in)= 3.20 in H2O			FURNACE P= 0.15 in H2O			COAL P= 1.60 in H2O				
MILL IN= 348 F			MILL OUT= 164 F	T WB(in)= 463 F			T WB(out)= 483 F		SAMPLE= 1251 F			EXIT 1=1590 F			EXIT 2=1598 F			EXIT 3=1546 F			EXIT 4=1567 F			EXIT 5=1553 F			EXIT 6=1583 F			EXIT(so)= 1628 F			OFA(so)=2148 F	
SORBENT LBS/HR= 0			SORBENT VELOCITY= 0 FT/SEC				SORBENT AIR FLOW= 0 SCFM					(Ca)/(S)= 0.00			BASELINE															
VALID DATA POINT # 4			ELAPSED TIME, MIN 6				RECORD ON TRK 0					FILE 101																	
450	15:22:46	120.2	20081	4214	2312	2476	2707	2634	2163	2860	2230	2253	23849	4214	5183	5090	2312	2634	2163	2253	0.21	0.47	0.72	1.19	3.4	40.0	15.6	220.0	390.0
														150	471	488	543	560	546	523					0.0	47.7	18.6	262.5	465.3
0.00	0.0	113.0	374	623	623	627	614	616	618	598	608			64	72	69	104	120	97	99					3.0	40.9	16.0	225.0	398.9
K-TRON= 9000 LBS/HR			SLEEVE = 0 in	IN REG= 145 DEG			OUT REG = 10 DEG		SPREADER = -3 IN			PRI(act)= 69 ft/sec			P WB(out)= 2.50 in H2O			P WB(in)= 3.20 in H2O			FURNACE P= 0.15 in H2O			COAL P= 1.60 in H2O				
MILL IN= 351 F			MILL OUT= 159 F	T WB(in)= 471 F			T WB(out)= 488 F		SAMPLE= 1248 F			EXIT 1=1594 F			EXIT 2=1578 F			EXIT 3=1545 F			EXIT 4=1564 F			EXIT 5=1569 F			EXIT 6=1577 F			EXIT(so)= 1617 F			OFA(so)=2162 F	
SORBENT= VICRON			TERT INJECTION				SORBENT LBS/HR= 243					SORBENT VELOCITY= 106 FT/SEC			SORBENT AIR FLOW= 277 SCFM						(Ca)/(S)= 1.37			LIMESTONE INJECTION-TERTS					
VALID DATA POINT # 5			ELAPSED TIME, MIN 25				RECORD ON TRK 0					FILE 102																	
477	15:43:47	117.0	19547	4240	2467	2283	2512	2342	2254	2732	2190	2587	23606	4240	4795	4922	2467	2342	2254	2587	0.22	0.46	0.71	1.21	3.7	35.0	15.2	225.0	460.0
														148	463	486	545	560	549	516					0.0	42.5	18.5	273.1	558.4
0.00	0.0	113.0	381	622	618	627	612	616	618	597	610			64	66	66	111	107	102	113					3.0	36.4	15.8	234.1	478.6
K-TRON= 9000 LBS/HR			SLEEVE = 0 in	IN REG= 145 DEG			OUT REG = 10 DEG		SPREADER = -3 IN			PRI(act)= 69 ft/sec			P WB(out)= 2.50 in H2O			P WB(in)= 3.20 in H2O			FURNACE P= 0.15 in H2O			COAL P= 1.60 in H2O				
MILL IN= 357 F			MILL OUT= 148 F	T WB(in)= 463 F			T WB(out)= 486 F		SAMPLE= 1236 F			EXIT 1=1569 F			EXIT 2=1562 F			EXIT 3=1544 F			EXIT 4=1540 F			EXIT 5=1544 F			EXIT 6=1559 F			EXIT(so)= 1559 F			OFA(so)=2151 F	
SORBENT LBS/HR= 0			SORBENT VELOCITY= 0 FT/SEC				SORBENT AIR FLOW= 0 SCFM					(Ca)/(S)= 0.00			BASELINE															
VALID DATA POINT # 6			ELAPSED TIME, MIN 6				RECORD ON TRK 0					FILE 103																	

DATE	: 05-01-85	TER DIA	: 1.1. .375
SYSTEM	: LWS	SPREADER	: 4-40830/8
BURNER	: DMB1.220	OFA LOCATN	: NONE
FUEL	: UTAH11.	OIL CHECK	: -5. 05

PT#	TIME	LOAD MATU/HR	TA	PRIM	V-2	V-3	V-4	V-5	V-6	V-7	V-8	V-9	TOTAL	PRIM	SEC1	SEC2	TER1	TER2	TER3	TER4	PRIM	SEC1	SEC2	TOTAL	O2	CO	CO2	NO	SO2
	OIL	CALC	SCFM	FLOW SCFM										FLOW SCFM							SR (CUM)				MEASURED				
(F)	LOAD	MEAS		TEMP (F)										TEMP (F)							VELOCITY (FT/SEC)				CORR TO 0% O2				
																									CORR TO 3% O2				
505	16:01:02	119.8	20010	4216	2630	2325	2491	2374	2405	2648	2146	2663	23897	4216	4815	4794	2630	2374	2405	2663		0.21	0.45	0.69	1.19	3.5	40.0	15.4	220.0	345.0
														147	457	486	545	562	550	520						0.0	48.0	18.5	264.0	414.0
0.00	0.0	113.0		384	622	618	626	612	616	617	597	610		64	64	64	118	108	109	117						3.0	41.1	15.8	226.3	354.F
K-TRON= 9000 LBS/HR			SLEEVE = 0 in	IN REG= 145 DEG			OUT REG = 10 DEG		SPREADER = -3 IN				PRI(act)= 68 ft/sec			P WB(out)= 2.50 in H20			P WB(in)= 2.80 in H20		FURNACE P= 0.15 in H20			COAL P= 1.60 in H20					
MILL IN= 360 F			MILL OUT= 149 F	T WB(in)= 457 F			T WB(out)= 486 F		SAMPLE= 1255 F				EXIT 1=1588 F			EXIT 2=1569 F			EXIT 3=1565 F		EXIT 4=1562 F			EXIT 5=1567 F		EXIT 6=1587 F		EXIT(so)= 1588 F		OFA(so)=2167 F
SORBENT= VICRON			TERT INJECTION	SORBENT LBS/HR= 425					SORBENT VELOCITY= 100 FT/SEC				SORBENT AIR FLOW= 263 SCFM			(Ca)/(S)= 2.41			LIMESTONE INJECTION-TERTS										
VALID DATA POINT # 7			ELAPSED TIME, MIN 8	RECORD ON TRK 0			FILE 104																						
519	16:12:57	120.6	20151	4167	2633	2322	2485	2573	2425	2648	2137	2674	24065	4167	4808	4785	2633	2573	2425	2674		0.21	0.45	0.68	1.19	3.5	40.0	15.4	220.0	450.0
														151	460	484	543	564	550	519						0.0	48.0	18.5	264.0	540.8
0.00	0.0	113.0		385	619	615	623	612	613	613	594	609		63	66	64	118	118	109	117						3.0	41.1	15.8	226.3	462.9
K-TRON= 9000 LBS/HR			SLEEVE = 0 in	IN REG= 145 DEG			OUT REG = 10 DEG		SPREADER = -3 IN				PRI(act)= 68 ft/sec			P WB(out)= 2.50 in H20			P WB(in)= 2.80 in H20		FURNACE P= 0.15 in H20			COAL P= 1.60 in H20					
MILL IN= 359 F			MILL OUT= 153 F	T WB(in)= 460 F			T WB(out)= 484 F		SAMPLE= 1250 F				EXIT 1=1587 F			EXIT 2=1575 F			EXIT 3=1561 F		EXIT 4=1561 F			EXIT 5=1569 F		EXIT 6=1591 F		EXIT(so)= 1574 F		OFA(so)=2172 F
SORBENT LBS/HR= 0			SORBENT VELOCITY= 0 FT/SEC				SORBENT AIR FLOW= 0 SCFM						(Ca)/(S)= 0.00			BASELINE														
VALID DATA POINT # 8			ELAPSED TIME, MIN 7	RECORD ON TRK 0			FILE 105																						
540	16:26:08	121.1	20234	4153	2609	2426	2589	2499	2404	2657	2178	2516	24030	4153	5014	4835	2609	2499	2404	2516		0.21	0.45	0.69	1.19	3.4	40.0	15.6	220.0	320.0
														151	445	484	541	564	546	515						0.0	47.7	18.6	262.5	381.8
0.00	0.0	113.0		386	619	618	616	609	612	613	593	607		63	68	65	117	114	108	110						3.0	40.9	16.0	225.0	327.3
K-TRON= 9000 LBS/HR			SLEEVE = 0 in	IN REG= 145 DEG			OUT REG = 10 DEG		SPREADER = -3 IN				PRI(act)= 68 ft/sec			P WB(out)= 2.50 in H20			P WB(in)= 2.80 in H20		FURNACE P= 0.15 in H20			COAL P= 1.60 in H20					
MILL IN= 361 F			MILL OUT= 156 F	T WB(in)= 445 F			T WB(out)= 484 F		SAMPLE= 1270 F				EXIT 1=1604 F			EXIT 2=1590 F			EXIT 3=1583 F		EXIT 4=1581 F			EXIT 5=1587 F		EXIT 6=1609 F		EXIT(so)= 1583 F		OFA(so)=2197 F
SORBENT= VICRON			TERT INJECTION	SORBENT LBS/HR= 578					SORBENT VELOCITY= 100 FT/SEC				SORBENT AIR FLOW= 262 SCFM			(Ca)/(S)= 3.24			LIMESTONE INJECTION-TERTS										
VALID DATA POINT # 9			ELAPSED TIME, MIN 10	RECORD ON TRK 0			FILE 106																						
562	16:44:01	120.3	20098	4204	2731	2432	2583	2607	2389	2643	2164	2519	24272	4204	5015	4807	2731	2607	2389	2519		0.21	0.46	0.70	1.21	3.7	40.0	15.2	220.0	440.0
														155	461	485	545	566	549	516						0.0	48.6	18.5	267.1	534.1
0.00	0.0	113.0		384	618	614	622	610	613	613	594	607		64	69	65	123	120	108	110						3.0	41.6	15.8	228.9	457.F
K-TRON= 9000 LBS/HR			SLEEVE = 0 in	IN REG= 145 DEG			OUT REG = 10 DEG		SPREADER = -3 IN				PRI(act)= 69 ft/sec			P WB(out)= 2.50 in H20			P WB(in)= 2.80 in H20		FURNACE P= 0.15 in H20			COAL P= 1.60 in H20					
MILL IN= 360 F			MILL OUT= 161 F	T WB(in)= 461 F			T WB(out)= 485 F		SAMPLE= 1248 F				EXIT 1=1578 F			EXIT 2=1568 F			EXIT 3=1552 F		EXIT 4=1553 F			EXIT 5=1560 F		EXIT 6=1588 F		EXIT(so)= 1558 F		OFA(so)=2161 F
SORBENT LBS/HR= 0			SORBENT VELOCITY= 0 FT/SEC				SORBENT AIR FLOW= 0 SCFM						(Ca)/(S)= 0.00			BASELINE														
VALID DATA POINT # 10			ELAPSED TIME, MIN 6	RECORD ON TRK 0			FILE 107																						
585	16:58:05	119.0	19884	4194	2636	2442	2607	2380	2336	2682	2180	2422	23879	4194	5050	4862	2636	2380	2336	2422		0.21	0.46	0.71	1.20	3.6	40.0	15.4	230.0	280.0
														154	461	488	542	567	550	519						0.0	48.3	18.6	277.6	337.9
0.00	0.0	113.0		385	619	617	624	611	614	614	596	608		64	69	65	118	109	105	106						3.0	41.4	15.9	237.9	289.2
K-TRON= 9000 LBS/HR			SLEEVE = 0 in	IN REG= 145 DEG			OUT REG = 10 DEG		SPREADER = -3 IN				PRI(act)= 69 ft/sec			P WB(out)= 2.50 in H20			P WB(in)= 2.80 in H20		FURNACE P= 0.15 in H20			COAL P= 1.60 in H20					
MILL IN= 361 F			MILL OUT= 164 F	T WB(in)= 461 F			T WB(out)= 488 F		SAMPLE= 1265 F				EXIT 1=1604 F			EXIT 2=1589 F			EXIT 3=1574 F		EXIT 4=1581 F			EXIT 5=1585 F		EXIT 6=1611 F		EXIT(so)= 1568 F		OFA(so)=2180 F
SORBENT= Ca(OH)2			TERT INJECTION	SORBENT LBS/HR= 520					SORBENT VELOCITY= 105 FT/SEC				SORBENT AIR FLOW= 275 SCFM			(Ca)/(S)= 3.87			LIME INJECTION-TERTS										
VALID DATA POINT # 11			ELAPSED TIME, MIN 10	RECORD ON TRK 0			FILE 108																						
619	17:24:50	122.3	20426	4212	2634	2490	2599	2491	2472	2674	2165	2520	24257	4212	5089	4839	2634	2491	2472	2520		0.21	0.46	0.69	1.19	3.4	45.0	15.4	220.0	500.0
														148	458	485	541	569	548	519						0.0	53.7	18.4	262.5	596.6
0.00	0.0	113.0		384	618	616	623	611	614	613	595	607		64	70	65	118	115	111	110						3.0	46.0	15.8	225.0	511.1
K-TRON= 9000 LBS/HR			SLEEVE = 0 in	IN REG= 145 DEG			OUT REG = 10 DEG		SPREADER = -3 IN				PRI(act)= 68 ft/sec			P WB(out)= 2.50 in H20			P WB(in)= 2.80 in H20		FURNACE P= 0.15 in H20			COAL P= 1.60 in H20					
MILL IN= 358 F			MILL OUT= 151 F	T WB(in)= 458 F			T WB(out)= 485 F		SAMPLE= 1268 F				EXIT 1=1601 F			EXIT 2=1584 F			EXIT 3=1569 F		EXIT 4=1588 F			EXIT 5=1562 F		EXIT 6=1613 F		EXIT(so)= 1563 F		OFA(so)=2195 F
SORBENT LBS/HR= 0			SORBENT VELOCITY= 0 FT/SEC				SORBENT AIR FLOW= 0 SCFM						(Ca)/(S)= 0.00			BASELINE														
VALID DATA POINT # 12			ELAPSED TIME, MIN 6	RECORD ON TRK 0			FILE 112																						

DATE	05-01-85	TER DIA	11.375
SYSTEM	LOWS	SPREADER	4-40830/8
BURNER	DMB1.220	OFA LOCATN	NONE
FUEL	UTAH11.1	OIL CHECK	-5.05

PT#	TIME	LOAD MBTU/HR	TA	PRIM	V-2	V-3	V-4	V-5	V-6	V-7	V-8	V-9	TOTAL	PRIM	SEC1	SEC2	TER1	TER2	TER3	TER4	PRIM	SEC1	SEC2	TOTAL	O2	CO	CO2	NO	SO2
		OIL CALC	SCFM	FLOW SCFM										FLOW SCFM							SR (CUM)				MEASURED				
(V)	LOAD	MEAS		TEMP (F)										TEMP (F)											CORR TO 0% O2				
				VELOCITY (FT/SEC)																					CORR TO 3% O2				
636	17:32:58	121.5	20295	4208	2690	2480	2578	2522	2494	2697	2160	2543	24372	4208	5058	4857	2690	2522	2494	2543	0.21	0.46	0.70	1.20	3.6	40.8	15.4	225.0	360.0
														148	456	484	539	569	548	519					0.0	48.3	18.6	271.6	434.5
0.00	0.0	113.0		383	618	615	623	612	614	613	595	607		64	69	65	120	116	112	111					3.0	41.4	15.9	232.8	372.4
K-TRON= 9000 LBS/HR SLEEVE = 0 in IN REG= 145 DEG OUT REG = 10 DEG SPREADER = -3 IN PRI(act)= 68 ft/sec P WB(out)= 2.50 in H2O P WB(in)= 2.80 in H2O FURNACE P= 0.15 in H2O COAL P= 1.60 in H2O																													
MILL IN= 357 F MILL OUT= 152 F T WB(in)= 456 F T WB(out)= 484 F SAMPLE= 1264 F EXIT 1=1596 F EXIT 2=1583 F EXIT 3=1554 F EXIT 4=1580 F EXIT 5=1577 F EXIT 6=1611 F EXIT(sp)= 1552 F OFA(sp)=2175 F																													
SORBENT= Ca(OH)2 TERT INJECTION SORBENT LBS/HR= 337 SORBENT VELOCITY= 107 FT/SEC SORBENT AIR FLOW= 280 SCFM (Ca)/(S)= 2.46 LIME INJECTION-TERTS																													
VALID DATA POINT # 13 ELAPSED TIME, MIN 8 RECORD ON TRK 0 FILE 109																													
641	17:41:13	122.8	20516	4159	2685	2486	2590	2528	2486	2704	2162	2564	24365	4159	5076	4866	2685	2528	2486	2564	0.20	0.45	0.69	1.19	3.4	45.0	15.4	225.0	490.0
														148	463	486	543	570	552	522					0.0	53.7	18.4	268.5	584.7
0.00	0.0	113.0		384	618	615	622	612	613	613	594	607		63	70	65	120	116	112	113					3.0	46.0	15.8	230.1	501.1
K-TRON= 9000 LBS/HR SLEEVE = 0 in IN REG= 145 DEG OUT REG = 10 DEG SPREADER = -3 IN PRI(act)= 68 ft/sec P WB(out)= 2.50 in H2O P WB(in)= 2.80 in H2O FURNACE P= 0.15 in H2O COAL P= 1.60 in H2O																													
MILL IN= 357 F MILL OUT= 152 F T WB(in)= 463 F T WB(out)= 486 F SAMPLE= 1279 F EXIT 1=1603 F EXIT 2=1590 F EXIT 3=1559 F EXIT 4=1585 F EXIT 5=1583 F EXIT 6=1613 F EXIT(sp)= 1555 F OFA(sp)=2189 F																													
SORBENT LBS/HR= 0 SORBENT VELOCITY= 0 FT/SEC SORBENT AIR FLOW= 0 SCFM (Ca)/(S)= 0.00 BASELINE																													
VALID DATA POINT # 14 ELAPSED TIME, MIN 5 RECORD ON TRK 0 FILE 110																													
675	18:03:53	117.6	19648	4229	2693	2376	2497	2506	2458	2729	2164	2484	24137	4229	4874	4893	2693	2506	2458	2484	0.22	0.46	0.71	1.23	4.0	50.0	14.8	220.0	390.0
														145	456	483	538	566	546	518					0.0	61.8	18.3	271.8	481.8
0.00	0.0	113.0		381	618	615	623	612	614	613	594	607		64	67	66	120	115	111	109					3.0	52.9	15.7	232.9	412.9
K-TRON= 9000 LBS/HR SLEEVE = 0 in IN REG= 145 DEG OUT REG = 10 DEG SPREADER = -3 IN PRI(act)= 68 ft/sec P WB(out)= 2.50 in H2O P WB(in)= 2.80 in H2O FURNACE P= 0.15 in H2O COAL P= 1.60 in H2O																													
MILL IN= 357 F MILL OUT= 151 F T WB(in)= 456 F T WB(out)= 483 F SAMPLE= 1253 F EXIT 1=1565 F EXIT 2=1555 F EXIT 3=1621 F EXIT 4=1574 F EXIT 5=1558 F EXIT 6=1593 F EXIT(sp)= 1539 F OFA(sp)=2127 F																													
SORBENT= Ca(OH)2 TERT INJECTION SORBENT LBS/HR= 164 SORBENT VELOCITY= 100 FT/SEC SORBENT AIR FLOW= 263 SCFM (Ca)/(S)= 1.24 LIME INJECTION-TERTS																													
VALID DATA POINT # 15 ELAPSED TIME, MIN 8 RECORD ON TRK 0 FILE 111																													

DATE	: 05-02-95	TEST DTA	: 11.375
SYSTEM	: LOWS	SPREADER	: 4-4@30/8
BURNER	: DMB1.20	OFA LOCATN	: 8 FT
FUEL	: UTAH11	OIL CHECK	: .663

PT#	TIME	LOAD MBTU/HR CALC	TA SCFM	PRIM	V-2	V-3	V-4	V-5	V-6	V-7	V-8	V-9	TOTAL	PRIM	SEC1	SEC2	TER1	TER2	TER3	TER4	PRIM	SEC1	SEC2	TOTAL	O2	CO	CO2	NO	SO2
	OIL			FLOW SCFM																	SR (CUM)				MEASURED				
																	TEMP (F)												
(V)	LOAD	MEAS		TEMP (F)													VELOCITY (FT/SEC)								CORR TO 0% O2				
																									CORR TO 3% O2				
159	09:33:32	120.8	20183	4254	323	4407	4439	682	285	4756	4224	680	23969	4254	8845	8980	323	682	285	680	0.21	0.65	1.09	1.19	3.4	30.0	15.4	490.0	0.0
														145	560	584	460	468	553	477					0.0	35.8	18.4	584.7	0.0
0.00	0.0	113.0		370	615	703	706	631	615	697	680	644		64	135	133	13	28	9	28					3.0	30.7	15.8	501.1	0.0
K-TRON= 9000 LBS/HR			SLEEVE = 0 in	IN REG= 145 DEG			OUT REG = 10 DEG			SPREADER = -3 IN			PRI(act)= 69 ft/sec			P WB(out)= 5.50 in H2O			P WB(in)= 9.50 in H2O			FURNACE P= 0.20 in H2O			COAL P= 1.20 in H2O				
MILL IN= 348 F			MILL OUT= 156 F	T WB(in)= 502 F			T WB(out)= 584 F			SAMPLE= 1291 F			EXIT 1=1624 F			EXIT 2=1621 F			EXIT 3=1582 F			EXIT 4=1635 F			EXIT 5=1591 F			EXIT 6=1635 F			EXIT(sp)= 1754 F			OFA(sp)=2092 F	
SORBENT LBS/HR= 0			SORBENT VELOCITY= 0 FT/SEC				SORBENT AIR FLOW= 0 SCFM						[Ca]/[S]= 0.00			BASELINE														
VALID DATA POINT # 1			ELAPSED TIME, MIN 10				RECORD ON TRK 0						FILE 113																
198	10:00:54	122.1	20398	4266	2003	3212	2836	2103	1916	3402	2611	2148	24496	4266	6047	6013	2003	2163	1916	2148	0.21	0.51	0.80	1.20	3.6	30.0	15.2	340.0	490.0
														147	495	534	568	604	591	545					0.0	36.2	18.3	410.3	591.4
0.00	0.0	113.0		360	656	664	668	652	654	660	642	647		64	86	85	92	100	90	96					3.0	31.0	15.7	351.7	506.9
K-TRON= 9000 LBS/HR			SLEEVE = 0 in	IN REG= 145 DEG			OUT REG = 10 DEG			SPREADER = -3 IN			PRI(act)= 69 ft/sec			P WB(out)= 4.00 in H2O			P WB(in)= 4.50 in H2O			FURNACE P= 0.19 in H2O			COAL P= 1.20 in H2O				
MILL IN= 337 F			MILL OUT= 152 F	T WB(in)= 495 F			T WB(out)= 534 F			SAMPLE= 1280 F			EXIT 1=1592 F			EXIT 2=1566 F			EXIT 3=1546 F			EXIT 4=1585 F			EXIT 5=1556 F			EXIT 6=1569 F			EXIT(sp)= 1764 F			OFA(sp)=2161 F	
SORBENT LBS/HR= 0			SORBENT VELOCITY= 0 FT/SEC				SORBENT AIR FLOW= 0 SCFM						[Ca]/[S]= 0.00			STAGING CURVE														
VALID DATA POINT # 2			ELAPSED TIME, MIN 8				RECORD ON TRK 0						FILE 114																
248	10:32:08	122.7	20505	4259	2439	2785	2296	2436	2385	2887	2108	2490	24085	4259	5081	4995	2439	2436	2385	2490	0.21	0.46	0.70	1.17	3.2	40.0	15.4	240.0	520.0
														145	483	523	582	613	594	552					0.0	47.2	18.2	283.1	613.5
0.00	0.0	113.0		358	670	670	674	662	666	667	643	658		64	71	78	114	117	112	113					3.0	40.4	15.6	242.7	525.0
K-TRON= 9000 LBS/HR			SLEEVE = 0 in	IN REG= 145 DEG			OUT REG = 10 DEG			SPREADER = -3 IN			PRI(act)= 69 ft/sec			P WB(out)= 4.00 in H2O			P WB(in)= 4.50 in H2O			FURNACE P= 0.19 in H2O			COAL P= 1.20 in H2O				
MILL IN= 339 F			MILL OUT= 148 F	T WB(in)= 483 F			T WB(out)= 523 F			SAMPLE= 1277 F			EXIT 1=1601 F			EXIT 2=1573 F			EXIT 3=1541 F			EXIT 4=1579 F			EXIT 5=1552 F			EXIT 6=1581 F			EXIT(sp)= 1754 F			OFA(sp)=2193 F	
SORBENT LBS/HR= 0			SORBENT VELOCITY= 0 FT/SEC				SORBENT AIR FLOW= 0 SCFM						[Ca]/[S]= 0.00			BASELINE-STAGED														
VALID DATA POINT # 3			ELAPSED TIME, MIN 7				RECORD ON TRK 1						FILE 1																
265	10:45:32	120.9	20206	4296	2434	2796	2328	2479	2417	2861	2163	2491	24266	4296	5124	5024	2434	2479	2417	2491	0.21	0.47	0.71	1.20	3.6	40.0	14.8	260.0	515.0
														145	481	523	582	611	591	550					0.0	48.3	17.9	313.8	621.6
0.00	0.0	110.5		358	671	673	675	664	667	669	644	660		65	72	70	113	119	114	112					3.0	41.4	15.3	269.0	532.8
K-TRON= 8800 LBS/HR			SLEEVE = 0 in	IN REG= 145 DEG			OUT REG = 10 DEG			SPREADER = -3 IN			PRI(act)= 69 ft/sec			P WB(out)= 2.50 in H2O			P WB(in)= 3.00 in H2O			FURNACE P= 0.20 in H2O			COAL P= 1.50 in H2O				
MILL IN= 337 F			MILL OUT= 154 F	T WB(in)= 481 F			T WB(out)= 523 F			SAMPLE= 1268 F			EXIT 1=1577 F			EXIT 2=1553 F			EXIT 3=1524 F			EXIT 4=1562 F			EXIT 5=1533 F			EXIT 6=1557 F			EXIT(sp)= 1724 F			OFA(sp)=2175 F	
SORBENT LBS/HR= 0			SORBENT VELOCITY= 0 FT/SEC				SORBENT AIR FLOW= 0 SCFM						[Ca]/[S]= 0.00			BASELINE-SORBENT														
VALID DATA POINT # 4			ELAPSED TIME, MIN 7				RECORD ON TRK 1						FILE 2																
288	11:02:53	117.7	19668	4228	2380	2748	2270	2397	2366	2859	2063	2450	23752	4228	5018	4922	2380	2397	2366	2450	0.21	0.47	0.72	1.21	3.7	40.0	14.6	230.0	300.0
														150	502	536	605	625	611	573					0.0	48.6	17.7	279.2	364.2
0.00	0.0	110.5		365	678	679	682	671	673	674	651	666		64	72	70	113	116	113	113					3.0	41.6	15.2	239.3	312.1
K-TRON= 8800 LBS/HR			SLEEVE = 0 in	IN REG= 145 DEG			OUT REG = 10 DEG			SPREADER = -3 IN			PRI(act)= 69 ft/sec			P WB(out)= 2.50 in H2O			P WB(in)= 3.00 in H2O			FURNACE P= 0.20 in H2O			COAL P= 1.50 in H2O				
MILL IN= 344 F			MILL OUT= 154 F	T WB(in)= 502 F			T WB(out)= 536 F			SAMPLE= 1290 F			EXIT 1=1591 F			EXIT 2=1570 F			EXIT 3=1533 F			EXIT 4=1578 F			EXIT 5=1554 F			EXIT 6=1581 F			EXIT(sp)= 1742 F			OFA(sp)=2213 F	
SORBENT= Ca(OH)2			OFA INJECTION				SORBENT LBS/HR= 390						SORBENT VELOCITY= 59 FT/SEC						SORBENT AIR FLOW= 316 SCFM						[Ca]/[S]= 2.94			LINE INJECTION- 8 FT. LEVEL							
VALID DATA POINT # 5			ELAPSED TIME, MIN 10				RECORD ON TRK 1						FILE 3																
295	11:21:01	118.9	19864	4242	2375	2738	2270	2406	2355	2841	2061	2435	23722	4242	5007	4982	2375	2406	2355	2435	0.21	0.47	0.71	1.19	3.5	35.0	15.0	225.0	505.0
														148	499	538	599	635	616	574					0.0	42.0	18.0	270.0	606.0
0.00	0.0	110.5		366	687	689	692	681	683	685	660	675		64	72	70	112	118	113	113					3.0	36.0	15.4	231.4	519.0
K-TRON= 8800 LBS/HR			SLEEVE = 0 in	IN REG= 145 DEG			OUT REG = 10 DEG			SPREADER = -3 IN			PRI(act)= 69 ft/sec			P WB(out)= 2.50 in H2O			P WB(in)= 3.00 in H2O			FURNACE P= 0.20 in H2O			COAL P= 1.50 in H2O				
MILL IN= 344 F			MILL OUT= 154 F	T WB(in)= 499 F			T WB(out)= 538 F			SAMPLE= 1280 F			EXIT 1=1581 F			EXIT 2=1559 F			EXIT 3=1525 F			EXIT 4=1573 F			EXIT 5=1550 F			EXIT 6=1573 F			EXIT(sp)= 1735 F			OFA(sp)=2206 F	
SORBENT LBS/HR= 0			SORBENT VELOCITY= 0 FT/SEC				SORBENT AIR FLOW= 0 SCFM						[Ca]/[S]= 0.00			BASELINE														
VALID DATA POINT # 6			ELAPSED TIME, MIN 6				RECORD ON TRK 1						FILE 4																

DATE : 05-02-95 | TER DIA : 11.375
BY SYSTEM : LOWS | SPREADER : 4-40/80
BURNER : DMB1.220 | OFA LOCATN : 8 FT
FUEL : UTAH1.1 | OIL CHECK : .68

PT#	TIME	LOAD MATU/HR CALC	TA SCFM	PRIM	V-2	V-3	V-4	V-5	V-6	V-7	V-8	V-9	TOTAL	PRIM	SEC1	SEC2	TER1	TER2	TER3	TER4	PRIM	SEC1	SEC2	TOTAL	O2	CO	CO2	NO	SO2	
	OIL			FLOW SCFM										TEMP (F)							SR (CUM)				MEASURED					
(V)	LOAD	MEAS		TEMP (F)										VELOCITY (FT/SEC)											CORR TO 0% O2					
																									CORR TO 3% O2					
316	11:28:18	117.8	19678	4229	2376	2726	2247	2376	2357	2848	2845	2435	23631	4229	4974	4885	2376	2376	2357	2435	0.21	0.47	0.72	1.20	3.6	30.0	14.8	230.0	360.0	
														150	505	542	609	640	620	580					0.0	36.2	17.9	277.6	422.4	
0.00	0.0	110.5		367	692	694	697	685	698	689	664	680		64	72	70	114	117	114	113					3.0	31.0	15.3	237.9	362.1	
K-TRON= 8800 LBS/HR			SLEEVE = 0 in	IN REG= 145 DEG			OUT REG = 10 DEG			SPREADER = -3 IN			PRI(act)= 69 ft/sec			P WB(out)= 2.50 in H2O			P WB(in)= 3.00 in H2O			FURNACE P= 0.20 in H2O			COAL P= 1.50 in H2O					
MILL IN= 344 F			MILL OUT= 164 F	T WB(in)= 505 F			T WB(out)= 542 F			SAMPLE= 1285 F			EXIT 1=1586 F			EXIT 2=1568 F			EXIT 3=1527 F			EXIT 4=1575 F			EXIT 5=1556 F			EXIT 6=1575 F			EXIT(so)= 1736 F			OFA(so)=2213 F
SORBENT= Ca(OH)2			OFA INJECTION	SORBENT LBS/HR= 292						SORBENT VELOCITY= 55 FT/SEC			SORBENT AIR FLOW= 297 SCFM						(Ca)/(S)= 2.20			LIME INJECTION- 8 FT.LEVEL									
VALID DATA POINT # 7			ELAPSED TIME, MIN 7	RECORD ON TRK 1			FILE 5																							
331	11:46:25	119.1	19899	4199	2343	2753	2289	2357	2309	2797	2182	2403	23632	4199	5042	4979	2343	2357	2309	2403	0.21	0.46	0.71	1.19	3.4	30.0	15.2	225.0	500.0	
														148	507	548	610	636	622	583					0.0	35.8	18.1	268.5	596.6	
0.00	0.0	110.5		369	702	704	706	695	697	699	674	690		64	73	71	112	115	112	112					3.0	30.7	15.5	230.1	511.9	
K-TRON= 8800 LBS/HR			SLEEVE = 0 in	IN REG= 145 DEG			OUT REG = 10 DEG			SPREADER = -3 IN			PRI(act)= 68 ft/sec			P WB(out)= 2.50 in H2O			P WB(in)= 3.00 in H2O			FURNACE P= 0.20 in H2O			COAL P= 1.50 in H2O					
MILL IN= 347 F			MILL OUT= 152 F	T WB(in)= 507 F			T WB(out)= 548 F			SAMPLE= 1286 F			EXIT 1=1598 F			EXIT 2=1582 F			EXIT 3=1533 F			EXIT 4=1575 F			EXIT 5=1570 F			EXIT 6=1589 F			EXIT(so)= 707 F			OFA(so)=2222 F
SORBENT LBS/HR= 0			SORBENT VELOCITY= 0 FT/SEC	SORBENT AIR FLOW= 0 SCFM						(Ca)/(S)= 0.00			BASELINE																		
VALID DATA POINT # 8			ELAPSED TIME, MIN 6	RECORD ON TRK 1			FILE 6																							
352	11:57:25	118.6	19810	4253	2381	2732	2286	2283	2343	2787	2184	2408	23658	4253	5019	4971	2381	2283	2343	2408	0.21	0.47	0.72	1.19	3.5	30.0	15.0	230.0	410.0	
														150	503	550	610	635	626	578					0.0	36.0	18.0	276.0	492.0	
0.00	0.0	110.5		369	705	706	710	697	701	702	677	694		65	72	71	114	112	114	112					3.0	30.9	15.4	236.6	421.7	
K-TRON= 8800 LBS/HR			SLEEVE = 0 in	IN REG= 145 DEG			OUT REG = 10 DEG			SPREADER = -3 IN			PRI(act)= 69 ft/sec			P WB(out)= 2.50 in H2O			P WB(in)= 3.00 in H2O			FURNACE P= 0.20 in H2O			COAL P= 1.50 in H2O					
MILL IN= 347 F			MILL OUT= 159 F	T WB(in)= 503 F			T WB(out)= 550 F			SAMPLE= 1299 F			EXIT 1=1592 F			EXIT 2=1570 F			EXIT 3=1533 F			EXIT 4=1570 F			EXIT 5=1563 F			EXIT 6=1585 F			EXIT(so)= 1753 F			OFA(so)=2222 F
SORBENT= Ca(OH)2			OFA INJECTION	SORBENT LBS/HR= 283						SORBENT VELOCITY= 55 FT/SEC			SORBENT AIR FLOW= 297 SCFM						(Ca)/(S)= 1.52			LIME INJECTION- 8 FT. LEVEL									
VALID DATA POINT # 9			ELAPSED TIME, MIN 8	RECORD ON TRK 1			FILE 7																							
365	12:10:35	117.4	19619	4223	2385	2738	2282	2238	2337	2782	2179	2406	23561	4223	5012	4961	2385	2238	2337	2406	0.22	0.47	0.72	1.20	3.6	30.0	15.0	230.0	500.0	
														149	516	557	617	656	634	592					0.0	36.2	18.1	277.6	603.4	
0.00	0.0	110.5		371	709	710	714	702	705	706	681	697		64	73	72	115	112	114	113					3.0	31.0	15.5	237.9	517.2	
K-TRON= 8800 LBS/HR			SLEEVE = 0 in	IN REG= 145 DEG			OUT REG = 10 DEG			SPREADER = -3 IN			PRI(act)= 69 ft/sec			P WB(out)= 2.50 in H2O			P WB(in)= 3.00 in H2O			FURNACE P= 0.20 in H2O			COAL P= 1.50 in H2O					
MILL IN= 349 F			MILL OUT= 153 F	T WB(in)= 516 F			T WB(out)= 557 F			SAMPLE= 1290 F			EXIT 1=1588 F			EXIT 2=1567 F			EXIT 3=1532 F			EXIT 4=1566 F			EXIT 5=1556 F			EXIT 6=1584 F			EXIT(so)= 330 F			OFA(so)=2212 F
SORBENT LBS/HR= 0			SORBENT VELOCITY= 0 FT/SEC	SORBENT AIR FLOW= 0 SCFM						(Ca)/(S)= 0.00			BASELINE																		
VALID DATA POINT # 10			ELAPSED TIME, MIN 5	RECORD ON TRK 1			FILE 8																							
390	12:16:04	120.5	20134	4146	2429	2690	2260	2262	2382	2774	2159	2417	23520	4146	4950	4933	2429	2262	2382	2417	0.21	0.45	0.70	1.17	3.1	30.0	15.2	220.0	390.0	
														151	515	559	620	654	635	596					0.0	35.2	17.8	258.1	457.5	
0.00	0.0	110.5		374	710	710	714	703	705	706	682	697		63	72	71	117	113	117	114					3.0	30.2	15.3	221.2	392.1	
K-TRON= 8800 LBS/HR			SLEEVE = 0 in	IN REG= 145 DEG			OUT REG = 10 DEG			SPREADER = -3 IN			PRI(act)= 68 ft/sec			P WB(out)= 2.50 in H2O			P WB(in)= 3.00 in H2O			FURNACE P= 0.20 in H2O			COAL P= 1.50 in H2O					
MILL IN= 351 F			MILL OUT= 154 F	T WB(in)= 515 F			T WB(out)= 559 F			SAMPLE= 1307 F			EXIT 1=1599 F			EXIT 2=1588 F			EXIT 3=1545 F			EXIT 4=1587 F			EXIT 5=1577 F			EXIT 6=1601 F			EXIT(so)= 1790 F			OFA(so)=2227 F
SORBENT= Ca(OH)2			OFA INJECTION	SORBENT LBS/HR= 280						SORBENT VELOCITY= 56 FT/SEC			SORBENT AIR FLOW= 297 SCFM						(Ca)/(S)= 2.06			LIME INJECTION-8 FT. LEVEL									
VALID DATA POINT # 11			ELAPSED TIME, MIN 8	RECORD ON TRK 1			FILE 9																							
434	13:22:20	119.1	19891	4148	2495	2640	2178	2345	2473	2812	2100	2564	23755	4148	4817	4912	2495	2345	2473	2564	0.21	0.45	0.70	1.19	3.5	45.0	15.0	210.0	490.0	
														147	502	548	611	651	626	590					0.0	54.0	18.0	252.0	588.0	
0.00	0.0	110.5		374	707	706	712	701	703	704	678	696		63	69	70	119	116	120	120					3.0	46.3	15.4	216.0	504.0	
K-TRON= 8800 LBS/HR			SLEEVE = 0 in	IN REG= 145 DEG			OUT REG = 10 DEG			SPREADER = -3 IN			PRI(act)= 67 ft/sec			P WB(out)= 2.50 in H2O			P WB(in)= 3.00 in H2O			FURNACE P= 0.20 in H2O			COAL P= 1.50 in H2O					
MILL IN= 350 F			MILL OUT= 166 F	T WB(in)= 502 F			T WB(out)= 548 F			SAMPLE= 1266 F			EXIT 1=1557 F			EXIT 2=1544 F			EXIT 3=1591 F			EXIT 4=1551 F			EXIT 5=1523 F			EXIT 6=1573 F			EXIT(so)= 1702 F			OFA(so)=2102 F
SORBENT LBS/HR= 0			SORBENT VELOCITY= 0 FT/SEC	SORBENT AIR FLOW= 0 SCFM						(Ca)/(S)= 0.00			BASELINE																		
VALID DATA POINT # 12			ELAPSED TIME, MIN 7	RECORD ON TRK 1			FILE 10																							

DATE	05-02-85	TER DIA	1.1.375
SYSTEM	LOWS	SPREADER	4-4@30/@
BURNER	DME1.220	OFA LOCATN	8 FT
FUEL	UTAH1.1.	OIL CHECK	.468

FT@	TIME	LOAD MBTU/HR	TA	PRIM	V-2	V-3	V-4	V-5	V-6	V-7	V-8	V-9	TOTAL	PRIM	SEC1	SEC2	TER1	TER2	TER3	TER4	PRIM	SEC1	SEC2	TOTAL	O2	CO	CO2 MEASURED	NO	SO2
		OIL CALC	SCFM	FLOW SCFM													TEMP (F)				SR (CUM)						CORR TO 0% O2		
(V)	LOAD	MEAS		TEMP (F)										VELOCITY (FT/SEC)													CORR TO 3% O2		
452	13:35:17	121.1	20229	4113	2565	2693	2221	2392	2501	2798	2476	2565	24824	4113	4915	4973	2565	2392	2501	2565	0.20	0.45	0.69	1.19	3.4	45.0	15.0	210.0	250.0
														147	505	550	614	650	627	591					0.0	53.7	17.9	250.6	298.3
0.00	0.0	110.5	372	709	709	714	703	706	707	679	700			62	71	71	123	119	122	121					3.0	46.0	15.3	214.8	255.7
K-TRON= 8800 LBS/HR SLEEVE = 0 in IN REG= 145 DEG OUT REG = 10 DEG SPREADER = -3 IN PRI(act)= 67 ft/sec P WB(out)= 2.50 in H2O P WB(in)= 3.00 in H2O FURNACE P= 0.20 in H2O COAL P= 1.50 in H2O																													
MILL IN= 348 F MILL OUT= 156 F T WB(in)= 505 F T WB(out)= 550 F SAMPLE= 1281 F EXIT 1=1587 F EXIT 2=1624 F EXIT 3=1633 F EXIT 4=1578 F EXIT 5=1556 F EXIT 6=1595 F EXIT(sp)= 1751 F OFA(sp)=2130 F																													
SORBENT=GFNSTAR OFA INJECTION SORBENT LBS/HR= 667 SORBENT VELOCITY= 54 FT/SEC SORBENT AIR FLOW= 296 SCFM (Ca)/(S)= 2.86 GFNSTAR-PHDL INJECTION-8 FT. LEVEL																													
VALID DATA POINT @ 13 ELAPSED TIME, MIN 9 RECORD ON TRK 1 FILE 11																													
489	14:02:01	119.9	20034	4180	2561	2694	2248	2403	2509	2809	2198	2594	24195	4180	4942	5007	2561	2403	2509	2594	0.21	0.46	0.71	1.21	3.7	35.0	14.8	210.0	480.0
														149	500	549	611	647	626	583					0.0	42.5	18.0	254.9	582.7
0.00	0.0	110.5	371	706	706	710	699	704	704	679	699			63	71	72	123	119	122	121					3.0	36.4	15.4	218.5	499.4
K-TRON= 8800 LBS/HR SLEEVE = 0 in IN REG= 145 DEG OUT REG = 10 DEG SPREADER = -3 IN PRI(act)= 68 ft/sec P WB(out)= 2.50 in H2O P WB(in)= 3.00 in H2O FURNACE P= 0.20 in H2O COAL P= 1.50 in H2O																													
MILL IN= 348 F MILL OUT= 157 F T WB(in)= 500 F T WB(out)= 549 F SAMPLE= 1277 F EXIT 1=1569 F EXIT 2=1604 F EXIT 3=1587 F EXIT 4=1554 F EXIT 5=1542 F EXIT 6=1575 F EXIT(sp)= 1716 F OFA(sp)=2137 F																													
SORBENT LBS/HR= 0 SORBENT VELOCITY= 0 FT/SEC SORBENT AIR FLOW= 0 SCFM (Ca)/(S)= 0.00 BASELINE																													
VALID DATA POINT @ 14 ELAPSED TIME, MIN 7 RECORD ON TRK 1 FILE 12																													
507	14:13:03	119.8	20012	4170	2551	2694	2239	2440	2500	2819	2182	2574	24169	4170	4933	5001	2551	2440	2500	2574	0.21	0.45	0.70	1.21	3.7	35.0	14.8	215.0	310.0
														150	503	551	612	652	629	585					0.0	42.5	18.0	261.0	376.3
0.00	0.0	110.5	370	706	706	712	699	704	706	680	699			63	71	72	122	121	122	120					3.0	36.4	15.4	223.7	322.5
K-TRON= 8800 LBS/HR SLEEVE = 0 in IN REG= 145 DEG OUT REG = 10 DEG SPREADER = -3 IN PRI(act)= 68 ft/sec P WB(out)= 2.50 in H2O P WB(in)= 3.00 in H2O FURNACE P= 0.20 in H2O COAL P= 1.50 in H2O																													
MILL IN= 346 F MILL OUT= 156 F T WB(in)= 503 F T WB(out)= 551 F SAMPLE= 1284 F EXIT 1=1576 F EXIT 2=1609 F EXIT 3=1606 F EXIT 4=1566 F EXIT 5=1551 F EXIT 6=1597 F EXIT(sp)= 1715 F OFA(sp)=2126 F																													
SORBENT=GFNSTAR OFA INJECTION SORBENT LBS/HR= 471 SORBENT VELOCITY= 54 FT/SEC SORBENT AIR FLOW= 295 SCFM (Ca)/(S)= 2.04 GFNSTAR-PHDL INJECTION-8 FT.LEVEL																													
VALID DATA POINT @ 15 ELAPSED TIME, MIN 10 RECORD ON TRK 1 FILE 10																													

DATE	: 05-06-85		TER DIA	: 11.375
SYSTEM	: LWS		SPREADER	: 4-4@30/8
BURNER	: DM8120		OFA LOCATN	: 8 Ft
FUEL	: UTAH11		OIL CHECK	: -.76

PT#	TIME	LOAD MBTU/HR	TA SCFM	PRIM	V -2	V -3	V -4	V -5	V -6	V -7	V -8	V -9	TOTAL	PRIM	SEC1	SEC2	TER1	TER2	TER3	TER4	PRIM	SEC1	SEC2	TOTAL	O2	CO	CO2	NO	SO2
OIL (V)	LOAD	CALC MEAS		FLOW SCFM / TEMP (F)										FLOW SCFM / TEMP (F) / VELOCITY (FT/SEC)							SR (CUM)				MEASURED / CORR TO 0% O2 / CORR TO 3% O2				
181	11:08:37	120.1	20074	4045	860	4425	5104	0	0	5292	4115	0	23840	4045	9529	9406	860	0	0	0	0.20	0.68	1.14	1.19	3.4	35.0	15.2	440.0	440.0
														182	525	513	408	422	491	422					0.0	41.8	18.1	525.0	525.0
0.00	0.0	115.5		552	541	610	615	568	548	608	597	571		65	140	130	33	0	0	0					3.0	35.8	15.5	450.0	450.0

K-TRON= 9200 LBS/HR SLEEVE = 0 in IN REG= 145 DEG OUT REG = 10 DEG SPREADER = -3 IN PRI(act)= 69 ft/sec P WB(out)= 5.20 in H2O P WB(in)= 9.00 in H2O FURNACE P= 0.24 in H2O COAL P= 1.50 in H2O
MILL IN= 514 F MILL OUT= 191 F T WB(in)= 525 F T WB(out)= 513 F SAMPLE= 1263 F EXIT 1=1606 F EXIT 2=1618 F EXIT 3=1589 F EXIT 4=1593 F EXIT 5=1597 F EXIT 6=1639 F EXIT(so)= 1707 F OFA(so)=2030 F
SORBENT LBS/HR= 0 SORBENT VELOCITY= 0 FT/SEC SORBENT AIR FLOW= 0 SCFM [Ca]/[S]= 0.00 BASELINE-UNSTAGED
VALID DATA POINT # 1 ELAPSED TIME, MIN 10 RECORD ON TRK 1 FILE 19

PT#	TIME	LOAD	TA	PRIM	V -2	V -3	V -4	V -5	V -6	V -7	V -8	V -9	TOTAL	PRIM	SEC1	SEC2	TER1	TER2	TER3	TER4	PRIM	SEC1	SEC2	TOTAL	O2	CO	CO2	NO	SO2
226	11:30:13	120.8	20182	4022	2273	2382	3044	2354	2378	3535	1949	2165	24102	4022	5426	5483	2273	2354	2378	2165	0.20	0.47	0.74	1.19	3.5	30.0	15.2	220.0	500.0
														179	485	467	524	545	536	515					0.0	36.0	18.2	264.0	600.0
0.00	0.0	115.5		557	593	595	604	596	592	597	577	587		64	76	72	100	106	106	94					3.0	30.9	15.6	226.3	514.3

K-TRON= 9200 LBS/HR SLEEVE = 0 in IN REG= 145 DEG OUT REG = 10 DEG SPREADER = -3 IN PRI(act)= 69 ft/sec P WB(out)= 2.50 in H2O P WB(in)= 3.20 in H2O FURNACE P= 0.16 in H2O COAL P= 1.80 in H2O
MILL IN= 517 F MILL OUT= 192 F T WB(in)= 485 F T WB(out)= 467 F SAMPLE= 1244 F EXIT 1=1568 F EXIT 2=1531 F EXIT 3=1563 F EXIT 4=1567 F EXIT 5=1548 F EXIT 6=1588 F EXIT(so)= 1703 F OFA(so)=2087 F
SORBENT LBS/HR= 0 SORBENT VELOCITY= 0 FT/SEC SORBENT AIR FLOW= 0 SCFM [Ca]/[S]= 0.00 BASELINE-STAGED
VALID DATA POINT # 2 ELAPSED TIME, MIN 10. RECORD ON TRK 1 FILE 20

PT#	TIME	LOAD	TA	PRIM	V -2	V -3	V -4	V -5	V -6	V -7	V -8	V -9	TOTAL	PRIM	SEC1	SEC2	TER1	TER2	TER3	TER4	PRIM	SEC1	SEC2	TOTAL	O2	CO	CO2	NO	SO2
259	11:59:10	118.9	19866	3950	2326	2409	3080	2408	2306	3414	1997	2238	24128	3950	5488	5412	2326	2408	2306	2238	0.20	0.48	0.75	1.21	3.8	40.0	14.8	220.0	280.0
														177	481	465	519	541	528	515					0.0	48.8	18.1	268.6	341.9
0.00	0.0	115.5		559	594	595	604	597	593	596	574	588		63	77	71	102	108	102	98					3.0	41.9	15.5	230.2	293.0

K-TRON= 9200 LBS/HR SLEEVE = 0 in IN REG= 145 DEG OUT REG = 10 DEG SPREADER = -3 IN PRI(act)= 67 ft/sec P WB(out)= 2.50 in H2O P WB(in)= 3.20 in H2O FURNACE P= 0.16 in H2O COAL P= 1.80 in H2O
MILL IN= 517 F MILL OUT= 200 F T WB(in)= 481 F T WB(out)= 465 F SAMPLE= 1274 F EXIT 1=1597 F EXIT 2=1576 F EXIT 3=1586 F EXIT 4=1600 F EXIT 5=1576 F EXIT 6=1608 F EXIT(so)= 1755 F OFA(so)=2135 F
SORBENT=GENSTAR OFA INJECTION SORBENT LBS/HR= 439 SORBENT VELOCITY= 60 FT/SEC SORBENT AIR FLOW= 328 SCFM [Ca]/[S]= 1.91 T OFA(8ft) 134 F GENSTAR(PHDL)-8 FT. LEVEL
VALID DATA POINT # 3 ELAPSED TIME, MIN 10 RECORD ON TRK 1 FILE 21

PT#	TIME	LOAD	TA	PRIM	V -2	V -3	V -4	V -5	V -6	V -7	V -8	V -9	TOTAL	PRIM	SEC1	SEC2	TER1	TER2	TER3	TER4	PRIM	SEC1	SEC2	TOTAL	O2	CO	CO2	NO	SO2
274	12:11:38	119.9	20033	3962	2260	2384	3073	2381	2169	3394	1953	2217	23792	3962	5457	5346	2260	2381	2169	2217	0.20	0.47	0.74	1.19	3.4	40.0	15.2	205.0	490.0
														179	486	467	526	549	531	515					0.0	47.7	18.1	244.6	584.7
0.00	0.0	115.5		560	604	604	614	607	602	606	580	597		63	77	70	100	107	96	97					3.0	40.9	15.5	209.7	501.1

K-TRON= 9200 LBS/HR SLEEVE = 0 in IN REG= 145 DEG OUT REG = 10 DEG SPREADER = -3 IN PRI(act)= 68 ft/sec P WB(out)= 2.50 in H2O P WB(in)= 3.20 in H2O FURNACE P= 0.16 in H2O COAL P= 1.80 in H2O
MILL IN= 519 F MILL OUT= 202 F T WB(in)= 486 F T WB(out)= 467 F SAMPLE= 1275 F EXIT 1=1621 F EXIT 2=1594 F EXIT 3=1603 F EXIT 4=1595 F EXIT 5=1581 F EXIT 6=1612 F EXIT(so)= 1761 F OFA(so)=2176 F
SORBENT LBS/HR= 0 SORBENT VELOCITY= 0 FT/SEC SORBENT AIR FLOW= 0 SCFM [Ca]/[S]= 0.00 BASELINE
VALID DATA POINT # 4 ELAPSED TIME, MIN 7 RECORD ON TRK 1 FILE 22

PT#	TIME	LOAD	TA	PRIM	V -2	V -3	V -4	V -5	V -6	V -7	V -8	V -9	TOTAL	PRIM	SEC1	SEC2	TER1	TER2	TER3	TER4	PRIM	SEC1	SEC2	TOTAL	O2	CO	CO2	NO	SO2
296	12:21:06	118.3	19758	3968	2272	2324	2957	2435	2158	3382	1873	2226	23595	3968	5281	5255	2272	2435	2158	2226	0.20	0.47	0.73	1.19	3.5	40.0	15.0	210.0	360.0
														178	484	466	528	552	535	514					0.0	48.0	18.0	252.0	432.0
0.00	0.0	115.5		560	608	607	619	610	606	612	586	601		63	74	69	100	110	96	97					3.0	41.1	15.4	216.0	370.1

K-TRON= 9200 LBS/HR SLEEVE = 0 in IN REG= 145 DEG OUT REG = 10 DEG SPREADER = -3 IN PRI(act)= 68 ft/sec P WB(out)= 2.50 in H2O P WB(in)= 3.20 in H2O FURNACE P= 0.16 in H2O COAL P= 1.80 in H2O
MILL IN= 516 F MILL OUT= 193 F T WB(in)= 484 F T WB(out)= 466 F SAMPLE= 1287 F EXIT 1=1618 F EXIT 2=1593 F EXIT 3=1597 F EXIT 4=1611 F EXIT 5=1599 F EXIT 6=1628 F EXIT(so)= 1748 F OFA(so)=2105 F
SORBENT=GENSTAR OFA INJECTION SORBENT LBS/HR= 225 SORBENT VELOCITY= 60 FT/SEC SORBENT AIR FLOW= 323 SCFM [Ca]/[S]= 0.99 T OFA(8ft) 145 F GENSTAR-PHDL- 8FT; LEVEL
VALID DATA POINT # 5 ELAPSED TIME, MIN 8 RECORD ON TRK 1 FILE 23

PT#	TIME	LOAD	TA	PRIM	V -2	V -3	V -4	V -5	V -6	V -7	V -8	V -9	TOTAL	PRIM	SEC1	SEC2	TER1	TER2	TER3	TER4	PRIM	SEC1	SEC2	TOTAL	O2	CO	CO2	NO	SO2
311	12:40:39	118.2	19742	3930	2279	2334	2949	2420	2228	3333	1878	2226	23577	3930	5283	5211	2279	2420	2228	2226	0.20	0.47	0.73	1.19	3.5	40.0	15.0	210.0	495.0
														179	484	467	528	552	539	517					0.0	48.0	18.0	252.0	594.0
0.00	0.0	115.5		561	607	606	617	610	606	611	587	602		62	74	69	101	109	99	97					3.0	41.1	15.4	216.0	509.1

K-TRON= 9200 LBS/HR SLEEVE = 0 in IN REG= 145 DEG OUT REG = 10 DEG SPREADER = -3 IN PRI(act)= 67 ft/sec P WB(out)= 2.50 in H2O P WB(in)= 3.20 in H2O FURNACE P= 0.16 in H2O COAL P= 1.80 in H2O
MILL IN= 521 F MILL OUT= 203 F T WB(in)= 484 F T WB(out)= 467 F SAMPLE= 1290 F EXIT 1=1612 F EXIT 2=1597 F EXIT 3=1592 F EXIT 4=1601 F EXIT 5=1590 F EXIT 6=1623 F EXIT(so)= 1766 F OFA(so)=2185 F
SORBENT LBS/HR= 0 SORBENT VELOCITY= 0 FT/SEC SORBENT AIR FLOW= 0 SCFM [Ca]/[S]= 0.00 BASELINE
VALID DATA POINT # 6 ELAPSED TIME, MIN 6 RECORD ON TRK 1 FILE 24

DATE	: 05-06-95	TER DIA	: 11.375
SYSTEM	: LOWS	SPREADER	: 4-40@30/8
BURNER	: DMI1.220	OFA LOCATN	: 8 FT
FUEL	: UTAH1.1	OIL CHECK	: -.26

PT#	TIME	LOAD MATU/HR CALC MEAS	TA SCFM	PRIM	V-2	V-3	V-4	V-5	V-6	V-7	V-8	V-9	TOTAL	PRIM	SEC1	SEC2	TER1	TER2	TER3	TER4	PRIM	SEC1	SEC2	TOTAL	O2	CO	CO2	NO	SO2
	OIL			FLOW SCFM													FLOW SCFM				SR (CUM)				MEASURED				
				TEMP (F)													TEMP (F)												
(V)	LOAD			VELOCITY (FT/SEC)																					CORR TO 0% 02				
																									CORR TO 3% 02				
360	13:11:20	119.3	19933	3964	2418	2177	2769	2571	2401	3183	1638	2421	23542	3964	4946	4821	2418	2571	2401	2421	0.20	0.45	0.69	1.18	3.3	35.0	15.4	200.0	315.0
														180	485	459	532	554	543	525					0.0	41.5	18.3	237.3	373.7
0.00	0.0	115.5	559	610	607	618	613	608	612	587	604			63	70	63	107	117	108	107					3.0	35.6	15.7	203.4	320.3
K-TRON= 9200 LBS/HR			SLEEVE = 0 in	IN REG= 145 DEG			OUT REG = 10 DEG			SPREADER = -3 IN			PRI(act)= 68 ft/sec			P WR(out)= 2.50 in H20		P WR(in)= 3.20 in H20		FURNACE P= 0.16 in H20			COAL P= 1.80 in H20					
MILL IN= 517 F			MILL OUT= 207 F	T WB(in)= 485 F			T WB(out)= 459 F			SAMPLE= 1308 F			EXIT 1=1619 F			EXIT 2=1601 F		EXIT 3=1602 F		EXIT 4=1605 F		EXIT 5=1593 F		EXIT 6=1621 F		EXIT(so)= 1806 F		OFA(sp)=2192 F	
SORBENT= VICRON			OFA INJECTION	SORBENT LBS/HR= 779			SORBENT VELOCITY= 60 FT/SEC			SORBENT AIR FLOW= 323 SCFM			(Ca)/(S)= 4.43			T OFA(8ft) 140 F				LIMESTONE INJECTION- 8 FT. LEVEL								
VALID DATA POINT # 7 ELAPSED TIME, MIN 7 RECORD ON TRK 1 FILE 25																													
370	13:23:32	117.0	19547	3983	2419	2183	2787	2582	2410	3172	1646	2423	23607	3983	4970	4818	2419	2582	2410	2423	0.20	0.46	0.70	1.21	3.7	35.0	15.0	205.0	490.0
														179	485	459	530	553	540	518					0.0	42.5	18.2	248.8	594.8
0.00	0.0	115.5	559	609	605	619	612	608	612	583	605			63	70	63	107	117	108	106					3.0	36.4	15.6	213.3	509.8
K-TRON= 9200 LBS/HR			SLEEVE = 0 in	IN REG= 145 DEG			OUT REG = 10 DEG			SPREADER = -3 IN			PRI(act)= 68 ft/sec			P WR(out)= 2.50 in H20		P WR(in)= 3.20 in H20		FURNACE P= 0.16 in H20			COAL P= 1.80 in H20					
MILL IN= 517 F			MILL OUT= 192 F	T WB(in)= 485 F			T WB(out)= 459 F			SAMPLE= 1289 F			EXIT 1=1601 F			EXIT 2=1582 F		EXIT 3=1584 F		EXIT 4=1570 F		EXIT 5=1564 F		EXIT 6=1601 F		EXIT(so)= 1792 F		OFA(sp)=2186 F	
SORBENT LBS/HR= 0			SORBENT VELOCITY= 0 FT/SEC				SORBENT AIR FLOW= 0 SCFM			(Ca)/(S)= 0.00			BASELINE																	
VALID DATA POINT # 8 ELAPSED TIME, MIN 7 RECORD ON TRK 1 FILE 26																													
424	13:56:05	120.5	20130	4002	2441	2291	2797	2489	2429	3144	1862	2452	23907	4002	5087	5006	2441	2489	2429	2452	0.20	0.45	0.70	1.19	3.4	40.0	15.4	205.0	390.0
														179	476	466	529	550	536	515					0.0	47.7	18.4	244.6	465.3
0.00	0.0	115.5	554	607	602	615	607	605	608	582	603			64	71	66	108	112	108	107					3.0	40.9	15.8	209.7	398.1
K-TRON= 9200 LBS/HR			SLEEVE = 0 in	IN REG= 145 DEG			OUT REG = 10 DEG			SPREADER = -3 IN			PRI(act)= 68 ft/sec			P WR(out)= 2.50 in H20		P WR(in)= 3.00 in H20		FURNACE P= 0.09 in H20			COAL P= 1.60 in H20					
MILL IN= 516 F			MILL OUT= 195 F	T WB(in)= 476 F			T WB(out)= 466 F			SAMPLE= 1321 F			EXIT 1=1630 F			EXIT 2=1622 F		EXIT 3=1600 F		EXIT 4=1601 F		EXIT 5=1604 F		EXIT 6=1617 F		EXIT(so)= 1752 F		OFA(sp)=2213 F	
SORBENT= VICRON			OFA INJECTION	SORBENT LBS/HR= 363			SORBENT VELOCITY= 59 FT/SEC			SORBENT AIR FLOW= 312 SCFM			(Ca)/(S)= 2.05			T OFA(8ft) 150 F				LIMESTONE INJECTION- 8 FT. LEVEL								
VALID DATA POINT # 9 ELAPSED TIME, MIN 10 RECORD ON TRK 1 FILE 27																													
440	14:22:42	118.7	19831	4024	2428	2291	2782	2580	2431	3141	1836	2436	23950	4024	5073	4977	2428	2580	2431	2436	0.20	0.46	0.71	1.21	3.7	40.0	15.0	210.0	485.0
														179	479	468	528	550	538	512					0.0	48.6	18.2	254.9	588.7
0.00	0.0	115.5	557	606	602	614	607	604	607	584	600			64	71	66	107	117	108	106					3.0	41.6	15.6	218.5	504.1
K-TRON= 9200 LBS/HR			SLEEVE = 0 in	IN REG= 145 DEG			OUT REG = 10 DEG			SPREADER = -3 IN			PRI(act)= 69 ft/sec			P WR(out)= 2.50 in H20		P WR(in)= 3.00 in H20		FURNACE P= 0.09 in H20			COAL P= 1.60 in H20					
MILL IN= 517 F			MILL OUT= 192 F	T WB(in)= 479 F			T WB(out)= 468 F			SAMPLE= 1306 F			EXIT 1=1603 F			EXIT 2=1625 F		EXIT 3=1571 F		EXIT 4=1585 F		EXIT 5=1581 F		EXIT 6=1604 F		EXIT(so)= 1787 F		OFA(sp)=2193 F	
SORBENT LBS/HR= 0			SORBENT VELOCITY= 0 FT/SEC				SORBENT AIR FLOW= 0 SCFM			(Ca)/(S)= 0.00			BASELINE																	
VALID DATA POINT # 10 ELAPSED TIME, MIN 5 RECORD ON TRK 1 FILE 28																													

DATE	: 05-06-85	TER DIA	: 1.1 .325
SYSTEM	: LOWS	SPREADER	: 4-4@30/8
BURNER	: DM8120	OFA LOCATN	: 8 FT
FUEL	: WYODAK	OIL CHECK	: -.76

PT#	TIME	LOAD MBTU/HR CALC	TA SCFM	PRIM V-2	V-3	V-4	V-5	V-6	V-7	V-8	V-9	TOTAL	PRIM	SEC1	SEC2	TER1	TER2	TER3	TER4	PRIM	SEC1	SEC2	TOTAL	O2	CO	CO2	NO	SO2
	OIL			FLOW SCFM												FLOW SCFM				SR (CUM)				MEASURED				
	(1)	LOAD	MEAS	TEMP (F)												TEMP (F)								CORR TO 0% O2				
																VELOCITY (FT/SEC)								CORR TO 3% O2				
590	15:57:19	119.5	20020	3985	448	4293	5143	0	0	4893	4502	683	23948	3985	9436	9395	448	0	0	683	0.20	0.67	1.14	1.20	3.5	40.0	15.6	498.0	435.0
														128	515	504	389	408	479	428					0.0	48.0	18.7	588.0	522.0
0.00	0.0	114.5		566	527	608	616	562	539	608	598	567		58	137	129	17	0	0	27					3.0	41.1	16.0	504.0	447.4
K-TRON=12800 LBS/HR			SLEEVE = 0 in	IN REG= 145 DEG	OUT REG = 10 DEG	SPREADER = -3 IN	PRI(act)= 63 ft/sec	P WB(out)= 5.00 in H20	P WB(in)= 9.00 in H20	FURNACE P= 0.23 in H20	COAL P= 1.80 in H20																		
MILL IN= 532 F			MILL OUT= 127 F	T WB(in)= 515 F	T WB(out)= 504 F	SAMPLE= 1349 F	EXIT 1=1658 F	EXIT 2=1686 F	EXIT 3=1610 F	EXIT 4=1651 F	EXIT 5=1652 F	EXIT 6=1659 F	EXIT(sn)= 1794 F	OFA(sp)=2068 F															
SORBENT LBS/HR= 0			SORBENT VELOCITY= 0 FT/SEC	SORBENT AIR FLOW= 0 SCFM	(Ca)/(S)= 0.00	BASELINE-UNSTAGED																							
VALID DATA POINT # 11			ELAPSED TIME, MIN 10	RECORD ON TRK 1	FILE 29																								
629	16:26:55	121.2	20319	4014	1332	3764	3985	1182	1326	3875	3228	1462	24170	4014	7749	7183	1332	1182	1326	1462	0.20	0.58	0.93	1.19	3.4	35.0	16.0	430.0	430.0
														127	482	487	481	509	505	455					0.0	41.8	19.1	513.1	513.1
0.00	0.0	114.5		560	579	600	608	579	582	599	584	578		59	109	96	56	51	57	60					3.0	35.8	16.4	439.8	439.8
K-TRON=12800 LBS/HR			SLEEVE = 0 in	IN REG= 145 DEG	OUT REG = 10 DEG	SPREADER = -3 IN	PRI(act)= 63 ft/sec	P WB(out)= 3.10 in H20	P WB(in)= 6.00 in H20	FURNACE P= 0.22 in H20	COAL P= 1.50 in H20																		
MILL IN= 529 F			MILL OUT= 132 F	T WB(in)= 482 F	T WB(out)= 487 F	SAMPLE= 1348 F	EXIT 1=1650 F	EXIT 2=1673 F	EXIT 3=1647 F	EXIT 4=1660 F	EXIT 5=1648 F	EXIT 6=1638 F	EXIT(sn)= 1878 F	OFA(sp)=2081 F															
SORBENT LBS/HR= 0			SORBENT VELOCITY= 0 FT/SEC	SORBENT AIR FLOW= 0 SCFM	(Ca)/(S)= 0.00	STAGING CURVE																							
VALID DATA POINT # 12			ELAPSED TIME, MIN 8	RECORD ON TRK 1	FILE 30																								
652	16:45:01	123.5	20690	3959	1659	3415	3540	1737	1808	3712	3054	1866	24749	3959	6954	6765	1659	1737	1808	1866	0.19	0.53	0.85	1.20	3.5	35.0	16.0	350.0	440.0
														129	482	494	509	534	525	497					0.0	42.0	19.2	420.0	528.0
0.00	0.0	114.5		567	593	607	613	594	597	605	592	592		58	98	92	72	77	80	80					3.0	36.0	16.5	360.0	452.4
K-TRON=12800 LBS/HR			SLEEVE = 0 in	IN REG= 145 DEG	OUT REG = 10 DEG	SPREADER = -3 IN	PRI(act)= 62 ft/sec	P WB(out)= 3.00 in H20	P WB(in)= 4.80 in H20	FURNACE P= 0.23 in H20	COAL P= 1.50 in H20																		
MILL IN= 534 F			MILL OUT= 127 F	T WB(in)= 482 F	T WB(out)= 494 F	SAMPLE= 1351 F	EXIT 1=1660 F	EXIT 2=1670 F	EXIT 3=1618 F	EXIT 4=1645 F	EXIT 5=1619 F	EXIT 6=1665 F	EXIT(sn)= 1812 F	OFA(sp)=2117 F															
SORBENT LBS/HR= 0			SORBENT VELOCITY= 0 FT/SEC	SORBENT AIR FLOW= 0 SCFM	(Ca)/(S)= 0.00	STAGING CURVE																							
VALID DATA POINT # 13			ELAPSED TIME, MIN 9	RECORD ON TRK 1	FILE 31																								
679	17:00:27	122.2	20486	3980	2156	2956	3025	2209	2157	3423	2545	2332	24784	3980	5983	5768	2156	2209	2157	2332	0.19	0.49	0.78	1.21	3.7	35.0	16.0	275.0	450.0
														129	458	484	524	544	532	510					0.0	42.5	19.4	333.8	546.2
0.00	0.0	114.5		563	601	604	594	584	573	591	577	579		58	82	80	95	99	96	101					3.0	36.4	16.6	286.1	468.2
K-TRON=12800 LBS/HR			SLEEVE = 0 in	IN REG= 145 DEG	OUT REG = 10 DEG	SPREADER = -3 IN	PRI(act)= 63 ft/sec	P WB(out)= 2.50 in H20	P WB(in)= 3.50 in H20	FURNACE P= 0.23 in H20	COAL P= 1.50 in H20																		
MILL IN= 530 F			MILL OUT= 128 F	T WB(in)= 458 F	T WB(out)= 484 F	SAMPLE= 1351 F	EXIT 1=1673 F	EXIT 2=1679 F	EXIT 3=1606 F	EXIT 4=1635 F	EXIT 5=1610 F	EXIT 6=1644 F	EXIT(sn)= 351 F	OFA(sp)=2149 F															
SORBENT LBS/HR= 0			SORBENT VELOCITY= 0 FT/SEC	SORBENT AIR FLOW= 0 SCFM	(Ca)/(S)= 0.00	STAGING CURVE																							
VALID DATA POINT # 14			ELAPSED TIME, MIN 9	RECORD ON TRK 1	FILE 32																								
708	17:21:46	119.4	20004	4078	2486	2558	2544	2452	2393	2968	2084	2500	24063	4078	5102	5052	2486	2452	2393	2500	0.20	0.46	0.71	1.20	3.6	40.0	16.0	220.0	450.0
														125	446	471	527	549	533	506					0.0	48.3	19.3	265.5	543.1
0.00	0.0	114.5		555	602	600	609	599	602	604	581	599		59	69	67	110	111	106	108					3.0	41.4	16.6	227.6	465.1
K-TRON=12800 LBS/HR			SLEEVE = 0 in	IN REG= 145 DEG	OUT REG = 10 DEG	SPREADER = -3 IN	PRI(act)= 64 ft/sec	P WB(out)= 2.40 in H20	P WB(in)= 2.80 in H20	FURNACE P= 0.23 in H20	COAL P= 1.50 in H20																		
MILL IN= 523 F			MILL OUT= 113 F	T WB(in)= 446 F	T WB(out)= 471 F	SAMPLE= 1329 F	EXIT 1=1619 F	EXIT 2=1651 F	EXIT 3=1592 F	EXIT 4=1628 F	EXIT 5=1572 F	EXIT 6=1661 F	EXIT(sn)= 1784 F	OFA(sp)=2122 F															
SORBENT LBS/HR= 0			SORBENT VELOCITY= 0 FT/SEC	SORBENT AIR FLOW= 0 SCFM	(Ca)/(S)= 0.00	STAGING CURVE																							
VALID DATA POINT # 15			ELAPSED TIME, MIN 8	RECORD ON TRK 1	FILE 33																								
747	17:50:19	122.4	20511	4087	2171	2555	2567	2082	2113	3030	2085	2177	22866	4087	5122	5115	2171	2082	2113	2177	0.20	0.45	0.70	1.11	2.2	45.0	17.0	220.0	510.0
														126	446	477	530	551	534	495					0.0	50.3	19.0	245.7	569.7
0.00	0.0	114.5		553	611	609	618	605	610	614	590	606		60	69	68	96	94	94	93					3.0	43.1	16.3	210.6	488.3
K-TRON=12800 LBS/HR			SLEEVE = 0 in	IN REG= 145 DEG	OUT REG = 10 DEG	SPREADER = -3 IN	PRI(act)= 64 ft/sec	P WB(out)= 2.00 in H20	P WB(in)= 2.50 in H20	FURNACE P= 0.21 in H20	COAL P= 1.50 in H20																		
MILL IN= 521 F			MILL OUT= 157 F	T WB(in)= 446 F	T WB(out)= 477 F	SAMPLE= 1350 F	EXIT 1=1681 F	EXIT 2=1711 F	EXIT 3=1629 F	EXIT 4=1660 F	EXIT 5=1621 F	EXIT 6=1691 F	EXIT(sn)= 1742 F	OFA(sp)=2175 F															
SORBENT LBS/HR= 0			SORBENT VELOCITY= 0 FT/SEC	SORBENT AIR FLOW= 0 SCFM	(Ca)/(S)= 0.00	MIN. EXCESS AIR																							
VALID DATA POINT # 16			ELAPSED TIME, MIN 6	RECORD ON TRK 1	FILE 34																								

DATE	: 05-06-85		TER DIA	: 1.1.,3275	
SYSTEM	: LOWS		SPREADER	: 4-4930/8	
BURNER	: DMB4.20		OFA LOCATN	: B ft	
FUEL	: WYODAK		OIL CHECK	: -.76	

FT#	TIME	LOAD MBTU/HR	PRIM	V-2	V-3	V-4	V-5	V-6	V-7	V-8	V-9	TOTAL	PRIM	SEC1	SEC2	TER1	TER2	TER3	TER4	PRIM	SEC1	SEC2	TOTAL	O2	CO	CO2	NO	SO2
		OIL																										
(V)		LOAD CALC	TA																									
		LOAD MEAS																										
			SCFM																	SR (CUM)				MEASURED				
																								CORR TO 0% O2				
																								CORR TO 3% O2				
			FLOW SCFM																									
			TEMP (F)																									
			VELOCITY (FT/SEC)																									
752	17:54:26	121.1	20302	4039	2301	2513	2533	2316	2229	2988	2053	2268	23240	4039	5046	5041	2301	2316	2229	2268		0.20	0.45	0.70	1.14				
														127	447	481	536	555	541	502						2.7	48.0	16.6	220.0	480.0
																										0.0	45.9	19.0	252.5	550.8
0.00	0.0	114.5		557	613	610	619	607	612	616	594	608		59	68	67	102	105	100	98						3.0	39.3	16.3	216.4	472.1
K-TRON=12800 LBS/HR			SLEEVE = 0 in		IN REG= 145 DEG			OUT REG = 10 DEG			SPREADER = -3 IN			PRI(act)= 63 ft/sec			P WB(out)= 2.00		in H2O	P WB(in)= 2.50		in H2O	FURNACE P= 0.21		in H2O	COAL P= 1.50		in H2O
MILL IN= 526 F			MILL OUT= 130 F		T WB(in)= 447 F			T WB(out)= 481 F			SAMPLE= 1354 F			EXIT 1=1672 F			EXIT 2=1682 F			EXIT 3=1617 F			EXIT 4=1650 F			EXIT 5=1610 F			EXIT 6=1701 F			EXIT(so)= 364 F			OFA(so)=2171 F		
SORBENT LBS/HR= 0			SORBENT VELOCITY= 0 FT/SEC				SORBENT AIR FLOW= 0 SCFM					[Ca]/[S]= 0.00			EXCESS AIR CURVE																
VALID DATA POINT # 17			ELAPSED TIME, MIN 8				RECORD ON TAK 1					FILE 35																		
762	18:00:17	120.4	20181	4049	2455	2629	2563	2515	2560	2929	2162	2552	24414	4049	5192	5091	2455	2515	2560	2552		0.20	0.46	0.71	1.21				
														125	444	479	533	556	542	502						3.7	48.0	15.6	225.0	450.0
																										0.0	48.6	18.9	273.1	546.2
0.00	0.0	114.5		557	611	606	615	605	610	612	593	606		59	70	68	109	114	115	110						3.0	41.6	16.2	234.1	468.1
K-TRON=12800 LBS/HR			SLEEVE = 0 in		IN REG= 145 DEG			OUT REG = 10 DEG			SPREADER = -3 IN			PRI(act)= 63 ft/sec			P WB(out)= 2.00		in H2O	P WB(in)= 2.50		in H2O	FURNACE P= 0.21		in H2O	COAL P= 1.50		in H2O
MILL IN= 528 F			MILL OUT= 125 F		T WB(in)= 444 F			T WB(out)= 479 F			SAMPLE= 1334 F			EXIT 1=1638 F			EXIT 2=1671 F			EXIT 3=1592 F			EXIT 4=1628 F			EXIT 5=1583 F			EXIT 6=1644 F			EXIT(so)= 831 F			OFA(so)=2144 F		
SORBENT LBS/HR= 0			SORBENT VELOCITY= 0 FT/SEC				SORBENT AIR FLOW= 0 SCFM					[Ca]/[S]= 0.00			EXCESS AIR																
VALID DATA POINT # 18			ELAPSED TIME, MIN 7				RECORD ON TAK 1					FILE 36																		
768	18:05:15	119.4	20017	4041	2728	2575	2540	2812	2762	2886	2154	2724	25222	4041	5115	5040	2728	2812	2762	2724		0.20	0.46	0.71	1.26				
														125	442	474	532	554	538	505						4.4	48.0	15.0	230.0	430.0
																										0.0	50.6	19.0	291.0	544.0
0.00	0.0	114.5		560	606	600	609	601	605	606	587	601		59	69	67	121	127	123	117						3.0	43.4	16.3	249.4	466.3
K-TRON=12800 LBS/HR			SLEEVE = 0 in		IN REG= 145 DEG			OUT REG = 10 DEG			SPREADER = -3 IN			PRI(act)= 63 ft/sec			P WB(out)= 2.50		in H2O	P WB(in)= 2.60		in H2O	FURNACE P= 0.21		in H2O	COAL P= 1.50		in H2O
MILL IN= 525 F			MILL OUT= 138 F		T WB(in)= 442 F			T WB(out)= 474 F			SAMPLE= 1343 F			EXIT 1=1617 F			EXIT 2=1644 F			EXIT 3=1585 F			EXIT 4=1611 F			EXIT 5=1562 F			EXIT 6=1669 F			EXIT(so)= 1779 F			OFA(so)=2122 F		
SORBENT LBS/HR= 0			SORBENT VELOCITY= 0 FT/SEC				SORBENT AIR FLOW= 0 SCFM					[Ca]/[S]= 0.00			EXCESS AIR CURVE																
VALID DATA POINT # 19			ELAPSED TIME, MIN 7				RECORD ON TAK 1					FILE 37																		
778	18:13:43	122.1	20456	4105	3022	2590	2576	3119	2953	2825	2208	3165	26563	4105	5166	5033	3022	3119	2953	3165		0.20	0.45	0.70	1.30				
														124	433	467	525	546	535	498						4.9	48.0	14.4	230.0	420.0
																										0.0	52.2	18.8	300.0	547.8
0.00	0.0	114.5		559	595	588	598	592	593	594	574	592		60	69	66	133	140	131	136						3.0	44.7	16.1	257.1	469.6
K-TRON=12800 LBS/HR			SLEEVE = 0 in		IN REG= 145 DEG			OUT REG = 10 DEG			SPREADER = -3 IN			PRI(act)= 64 ft/sec			P WB(out)= 2.50		in H2O	P WB(in)= 2.60		in H2O	FURNACE P= 0.21		in H2O	COAL P= 1.50		in H2O
MILL IN= 528 F			MILL OUT= 126 F		T WB(in)= 433 F			T WB(out)= 467 F			SAMPLE= 1314 F			EXIT 1=1596 F			EXIT 2=1582 F			EXIT 3=1565 F			EXIT 4=1577 F			EXIT 5=1531 F			EXIT 6=1622 F			EXIT(so)= 1681 F			OFA(so)=2117 F		
SORBENT LBS/HR= 0			SORBENT VELOCITY= 0 FT/SEC				SORBENT AIR FLOW= 0 SCFM					[Ca]/[S]= 0.00			EXCESS AIR CURVE																
VALID DATA POINT # 20			ELAPSED TIME, MIN 7				RECORD ON TAK 1					FILE 39																		

DATE	05-07-85	TER DTA	11.3275
SYSTEM	LWS	SPREADER	4-4930/8
BURNER	DM8120	OFA LOCATN	8 FT
FUEL	ILLINOIS4	OIL CHECK	3.022

IT#	TIME	LOAD MBTU/HR	TA	PRIM	V-2	V-3	V-4	V-5	V-6	V-7	V-8	V-9	TOTAL	PRIM	SEC1	SEC2	TER1	TER2	TER3	TER4	PRIM	SEC1	SEC2	TOTAL	O2	CO	CO2	NO	SO2
		OIL CALC		FLOW SCFM													TEMP (F)					SR (CUM)					MEASURED		
(V)	LOAD	MEAS	SCFM	TEMP (F)													VELOCITY (FT/SEC)										CORR TO 0% O2		
																											CORR TO 3% O2		
166	10:15:41	118.2	19743	3838	395	4268	4692	602	0	4979	4045	769	23589	3838	8960	9024	395	602	0	769	0.19	0.65	1.11	1.19	3.5	40.0	15.0	495.0	2920.0
														149	522	519	402	417	495	422					0.0	48.0	18.0	594.0	3504.0
0.00	0.0	109.4		626	547	624	627	569	553	619	607	576		58	131	126	15	24	0	30					3.0	41.1	15.4	509.1	3003.6
K-TRON=10400 LBS/HR			SLEEVE = 0 in	IN REG= 145 DEG		OUT REG = 10 DEG		SPREADER = -3 IN		PRI(act)= 62 ft/sec			P WB(out)= 5.50 in H2O		P WB(in)= 9.00 in H2O		FURNACE P= 0.18 in H2O		COAL P= 1.50 in H2O									
MILL IN= 578 F		MILL OUT= 156 F		T WB(in)= 522 F		T WB(out)= 519 F		SAMPLE= 1284 F		EXIT 1=1653 F			EXIT 2=1657 F		EXIT 3=1621 F		EXIT 4=1615 F		EXIT 5=1638 F		EXIT 6=1655 F		EXIT(so)= 1795 F		OFA(so)=2117 F				
SORBENT LBS/HR= 0		SORBENT VELOCITY= 0 FT/SEC		SORBENT AIR FLOW= 0 SCFM				(Ca)/(S)= 0.00					BASELINE-UNSTAGED																
VALID DATA POINT # 1		ELAPSED TIME, MIN 10		RECORD ON TRK 1				FILE 40																					
235	10:44:45	119.8	20011	3939	286	4352	4713	895	0	5016	4194	783	24179	3939	9065	9211	286	895	0	783	0.20	0.65	1.11	1.21	3.7	38.0	14.4	495.0	2880.0
														148	515	515	400	418	488	409					0.0	36.4	17.5	680.9	3496.0
0.00	0.0	108.3		587	546	623	627	566	552	628	608	578		60	132	128	11	35	0	30					3.0	31.2	15.0	515.0	2996.5
K-TRON=10300 LBS/HR			SLEEVE = 0 in	IN REG= 145 DEG		OUT REG = 10 DEG		SPREADER = -3 IN		PRI(act)= 64 ft/sec			P WB(out)= 5.10 in H2O		P WB(in)= 9.20 in H2O		FURNACE P= 0.20 in H2O		COAL P= 1.40 in H2O									
MILL IN= 543 F		MILL OUT= 184 F		T WB(in)= 515 F		T WB(out)= 515 F		SAMPLE= 1289 F		EXIT 1=1662 F			EXIT 2=1659 F		EXIT 3=1600 F		EXIT 4=1624 F		EXIT 5=1650 F		EXIT 6=1657 F		EXIT(so)= 1777 F		OFA(so)=2097 F				
SORBENT LBS/HR= 0		SORBENT VELOCITY= 0 FT/SEC		SORBENT AIR FLOW= 0 SCFM				(Ca)/(S)= 0.00					BASELINE-UNSTAGED- SO2 SAMPLE																
VALID DATA POINT # 2		ELAPSED TIME, MIN 15		RECORD ON TRK 1				FILE 41																					
253	11:16:26	119.7	19994	3958	334	4114	4381	842	0	4321	3390	819	22158	3958	8495	7711	334	842	0	819	0.20	0.62	1.01	1.11	2.1	35.0	16.2	480.0	3240.0
														148	510	511	403	422	493	409					0.0	38.9	18.0	533.3	3600.0
0.00	0.0	108.3		609	547	630	634	565	557	626	612	583		60	123	106	13	33	0	32					3.0	33.3	15.4	457.1	3085.7
K-TRON=10300 LBS/HR			SLEEVE = 0 in	IN REG= 145 DEG		OUT REG = 10 DEG		SPREADER = -3 IN		PRI(act)= 64 ft/sec			P WB(out)= 4.00 in H2O		P WB(in)= 8.00 in H2O		FURNACE P= 0.17 in H2O		COAL P= 1.40 in H2O									
MILL IN= 562 F		MILL OUT= 154 F		T WB(in)= 510 F		T WB(out)= 511 F		SAMPLE= 1272 F		EXIT 1=1652 F			EXIT 2=1617 F		EXIT 3=1639 F		EXIT 4=1635 F		EXIT 5=1669 F		EXIT 6=1629 F		EXIT(so)= 1686 F		OFA(so)=2181 F				
SORBENT LBS/HR= 0		SORBENT VELOCITY= 0 FT/SEC		SORBENT AIR FLOW= 0 SCFM				(Ca)/(S)= 0.00					EXCESS AIR CURVE-UNSTAGED																
VALID DATA POINT # 3		ELAPSED TIME, MIN 7		RECORD ON TRK 1				FILE 42																					
279	11:30:22	119.2	19907	3966	317	4147	4488	735	0	4752	3676	808	22889	3966	8636	8428	317	735	0	808	0.20	0.63	1.06	1.15	2.8	35.0	15.6	510.0	0.0
														148	523	518	406	420	496	419					0.0	40.4	18.0	568.5	0.0
0.00	0.0	108.3		607	548	628	631	568	558	624	612	582		60	127	117	12	29	0	32					3.0	34.6	15.4	504.4	0.0
K-TRON=10300 LBS/HR			SLEEVE = 0 in	IN REG= 145 DEG		OUT REG = 10 DEG		SPREADER = -3 IN		PRI(act)= 64 ft/sec			P WB(out)= 4.00 in H2O		P WB(in)= 8.00 in H2O		FURNACE P= 0.17 in H2O		COAL P= 1.40 in H2O									
MILL IN= 562 F		MILL OUT= 155 F		T WB(in)= 523 F		T WB(out)= 518 F		SAMPLE= 1293 F		EXIT 1=1640 F			EXIT 2=1627 F		EXIT 3=1605 F		EXIT 4=1626 F		EXIT 5=1656 F		EXIT 6=1636 F		EXIT(so)= 1672 F		OFA(so)=2157 F				
SORBENT LBS/HR= 0		SORBENT VELOCITY= 0 FT/SEC		SORBENT AIR FLOW= 0 SCFM				(Ca)/(S)= 0.00					EXCESS AIR CURVE-UNSTAGED																
VALID DATA POINT # 4		ELAPSED TIME, MIN 7		RECORD ON TRK 1				FILE 43																					
291	11:40:48	118.2	19752	3955	299	4415	4775	484	0	5229	4765	785	24705	3955	9190	9993	299	484	0	785	0.20	0.67	1.17	1.25	4.3	35.0	14.2	530.0	2760.0
														150	525	523	400	417	491	419					0.0	44.0	17.9	666.5	3470.7
0.00	0.0	108.3		609	545	625	628	567	554	621	610	579		60	135	140	11	19	0	31					3.0	37.7	15.3	571.3	2974.9
K-TRON=10300 LBS/HR			SLEEVE = 0 in	IN REG= 145 DEG		OUT REG = 10 DEG		SPREADER = -3 IN		PRI(act)= 64 ft/sec			P WB(out)= 6.00 in H2O		P WB(in)= 9.50 in H2O		FURNACE P= 0.24 in H2O		COAL P= 1.40 in H2O									
MILL IN= 563 F		MILL OUT= 154 F		T WB(in)= 525 F		T WB(out)= 523 F		SAMPLE= 1304 F		EXIT 1=1624 F			EXIT 2=1614 F		EXIT 3=1574 F		EXIT 4=1612 F		EXIT 5=1627 F		EXIT 6=1638 F		EXIT(so)= 1602 F		OFA(so)=2127 F				
SORBENT LBS/HR= 0		SORBENT VELOCITY= 0 FT/SEC		SORBENT AIR FLOW= 0 SCFM				(Ca)/(S)= 0.00					EXCESS AIR CURVE-UNSTAGED																
VALID DATA POINT # 5		ELAPSED TIME, MIN 8		RECORD ON TRK 1				FILE 44																					
298	11:46:44	118.5	19794	3960	335	4549	4880	835	0	5392	4933	777	25661	3960	9429	10325	335	835	0	777	0.20	0.68	1.20	1.30	4.9	35.0	13.8	550.0	2680.0
														148	512	515	393	409	483	416					0.0	45.7	18.0	717.4	3495.7
0.00	0.0	108.3		611	538	614	617	559	548	610	602	571		60	137	143	13	32	0	30					3.0	39.1	15.4	614.9	2996.3
K-TRON=10300 LBS/HR			SLEEVE = 0 in	IN REG= 145 DEG		OUT REG = 10 DEG		SPREADER = -3 IN		PRI(act)= 64 ft/sec			P WB(out)= 6.50 in H2O		P WB(in)= 10.00 in H2O		FURNACE P= 0.25 in H2O		COAL P= 1.40 in H2O									
MILL IN= 565 F		MILL OUT= 161 F		T WB(in)= 512 F		T WB(out)= 515 F		SAMPLE= 1309 F		EXIT 1=1623 F			EXIT 2=1612 F		EXIT 3=1563 F		EXIT 4=1603 F		EXIT 5=1628 F		EXIT 6=1629 F		EXIT(so)= 1604 F		OFA(so)=2115 F				
SORBENT LBS/HR= 0		SORBENT VELOCITY= 0 FT/SEC		SORBENT AIR FLOW= 0 SCFM				(Ca)/(S)= 0.00					EXCESS AIR CURVE-UNSTAGED																
VALID DATA POINT # 6		ELAPSED TIME, MIN 7		RECORD ON TRK 1				FILE 45																					

DATE	: 05-02-85	TER DIA	: 1.1, 325
SYSTEM	: LOWS	SPREADER	: 4-4@30/8
BURNER	: DMB1.20	OFA LOCATN	: 8 ft
FUEL	: ILLINOIS4	OIL CHECK	: 3.02

PT#	TIME	LOAD MBTU/HR	TA	PRIM	V-2	V-3	V-4	V-5	V-6	V-7	V-8	V-9	TOTAL	PRIM	SEC1	SEC2	TER1	TER2	TER3	TER4	PRIM	SEC1	SEC2	TOTAL	O2	CO	CO2	NO	SO2
	OIL	CALC	SCFM	FLOW SCFM										FLOW SCFM							SR (CUM)				MEASURED				
(V)	LOAD	MEAS		TEMP (F)										TEMP (F)											CORR TO 0% O2				
				VELOCITY (FT/SEC)																					CORR TO 3% O2				
530	14:24:26	120.8	20179	3992	2375	2722	2455	2365	2282	2922	2409	2321	23842	3992	5177	5331	2375	2345	2282	2321	0.20	0.45	0.72	1.18	3.3	45.0	15.2	280.0	2720.0
														147	455	498	545	565	553	504					0.0	53.4	18.0	332.2	3227.1
0.00	0.0	108.3		608	631	628	634	616	630	632	612	623		60	71	73	107	108	103	100					3.0	45.8	15.5	284.7	2766.1
K-TRON=10300 LBS/HR			SLEEVE =	0 in	IN REG= 145 DEG		OUT REG = 10 DEG		SPREADER = -3 IN		PRI(act)= 65 ft/sec			P WR(out)= 2.50 in H2O		P WR(in)= 3.00 in H2O					FURNACE P= 0.18 in H2O		COAL P= 1.50 in H2O						
MILL IN= 563 F		MILL OUT= 153 F		T WB(in)= 455 F			T WB(out)= 498 F			SAMPLE= 1277 F			EXIT 1=1606 F		EXIT 2=1600 F			EXIT 3=1520 F		EXIT 4=1563 F		EXIT 5=1575 F		EXIT 6=1600 F		EXIT(so)= 1533 F		OFA(so)=2225 F	
SORBENT LBS/HR= 0			SORBENT VELOCITY= 0 FT/SEC				SORBENT AIR FLOW= 0 SCFM				(Ca)/(S)= 0.00			EXCESS AIR CURVE-STAGED																
VALID DATA POINT # 13			ELAPSED TIME, MIN 7				RECORD ON TRK 1				FILE 52																		
542	14:32:36	121.5	20297	4027	2240	2703	2444	2269	2100	2985	2293	2153	23214	4027	5147	5278	2240	2269	2100	2153	0.20	0.45	0.71	1.14	2.7	45.0	15.8	280.0	2960.0
														148	458	499	546	566	555	503					0.0	51.6	18.1	321.3	3396.7
0.00	0.0	108.3		605	633	631	636	618	631	635	614	624		61	70	72	101	104	95	93					3.0	44.3	15.5	275.4	2911.1
K-TRON=10300 LBS/HR			SLEEVE =	0 in	IN REG= 145 DEG		OUT REG = 10 DEG		SPREADER = -3 IN		PRI(act)= 65 ft/sec			P WR(out)= 2.50 in H2O		P WR(in)= 3.00 in H2O					FURNACE P= 0.17 in H2O		COAL P= 1.50 in H2O						
MILL IN= 559 F		MILL OUT= 162 F		T WB(in)= 458 F			T WB(out)= 499 F			SAMPLE= 1286 F			EXIT 1=1612 F		EXIT 2=1609 F			EXIT 3=1540 F		EXIT 4=1571 F		EXIT 5=1582 F		EXIT 6=1627 F		EXIT(so)= 1568 F		OFA(so)=2230 F	
SORBENT LBS/HR= 0			SORBENT VELOCITY= 0 FT/SEC				SORBENT AIR FLOW= 0 SCFM				(Ca)/(S)= 0.00			EXCESS AIR CURVE-STAGED																
VALID DATA POINT # 14			ELAPSED TIME, MIN 7				RECORD ON TRK 1				FILE 53																		
551	14:37:25	120.9	20192	4007	2088	2699	2458	2165	1930	2993	2284	1988	22611	4007	5157	5277	2088	2165	1930	1988	0.20	0.45	0.72	1.12	2.3	45.0	16.0	280.0	3160.0
														148	463	503	548	569	557	505					0.0	50.5	18.0	314.4	3548.7
0.00	0.0	108.3		607	636	635	641	622	635	640	617	628		61	71	72	94	100	88	86					3.0	43.3	15.4	269.5	3041.0
K-TRON=10300 LBS/HR			SLEEVE =	0 in	IN REG= 145 DEG		OUT REG = 10 DEG		SPREADER = -3 IN		PRI(act)= 65 ft/sec			P WR(out)= 2.50 in H2O		P WR(in)= 3.00 in H2O					FURNACE P= 0.17 in H2O		COAL P= 1.50 in H2O						
MILL IN= 563 F		MILL OUT= 163 F		T WB(in)= 463 F			T WB(out)= 503 F			SAMPLE= 1270 F			EXIT 1=1626 F		EXIT 2=1615 F			EXIT 3=1548 F		EXIT 4=1596 F		EXIT 5=1608 F		EXIT 6=1630 F		EXIT(so)= 1544 F		OFA(so)=2239 F	
SORBENT LBS/HR= 0			SORBENT VELOCITY= 0 FT/SEC				SORBENT AIR FLOW= 0 SCFM				(Ca)/(S)= 0.00			EXCESS AIR CURVE-STAGED																
VALID DATA POINT # 15			ELAPSED TIME, MIN 6				RECORD ON TRK 1				FILE 54																		
555	14:43:00	122.9	20533	4009	2081	2683	2438	2122	1891	2960	2254	1971	22408	4009	5121	5214	2081	2122	1891	1971	0.20	0.44	0.70	1.09	1.8	55.0	16.4	270.0	32600
														148	468	508	552	572	562	509					0.0	60.2	17.9	295.3	3507.5
0.00	0.0	108.3		606	643	643	649	629	642	648	625	634		61	71	72	94	98	86	85					3.0	51.6	15.4	253.1	3075.6
K-TRON=10300 LBS/HR			SLEEVE =	0 in	IN REG= 145 DEG		OUT REG = 10 DEG		SPREADER = -3 IN		PRI(act)= 65 ft/sec			P WR(out)= 2.50 in H2O		P WR(in)= 3.00 in H2O					FURNACE P= 0.17 in H2O		COAL P= 1.50 in H2O						
MILL IN= 563 F		MILL OUT= 153 F		T WB(in)= 468 F			T WB(out)= 508 F			SAMPLE= 1281 F			EXIT 1=1635 F		EXIT 2=1628 F			EXIT 3=1579 F		EXIT 4=1615 F		EXIT 5=1625 F		EXIT 6=1647 F		EXIT(so)= 1581 F		OFA(so)=2250 F	
SORBENT LBS/HR= 0			SORBENT VELOCITY= 0 FT/SEC				SORBENT AIR FLOW= 0 SCFM				(Ca)/(S)= 0.00			MIN. EXCESS AIR-STAGED																
VALID DATA POINT # 16			ELAPSED TIME, MIN 4				RECORD ON TRK 1				FILE 56																		
568	14:50:49	122.8	20519	3986	2966	2777	2534	2841	2770	2738	2409	2796	25816	3986	5318	5147	2966	2841	2770	2796	0.19	0.45	0.70	1.26	4.4	40.0	14.2	285.0	2740.0
														148	463	503	556	574	566	523					0.0	50.6	18.0	360.5	3466.3
0.00	0.0	108.3		606	636	632	637	624	635	634	616	629		60	73	70	135	132	127	123					3.0	43.4	15.4	309.0	2971.1
K-TRON=10300 LBS/HR			SLEEVE =	0 in	IN REG= 145 DEG		OUT REG = 10 DEG		SPREADER = -3 IN		PRI(act)= 65 ft/sec			P WR(out)= 2.50 in H2O		P WR(in)= 3.00 in H2O					FURNACE P= 0.17 in H2O		COAL P= 1.50 in H2O						
MILL IN= 559 F		MILL OUT= 172 F		T WB(in)= 463 F			T WB(out)= 503 F			SAMPLE= 1300 F			EXIT 1=1574 F		EXIT 2=1574 F			EXIT 3=1525 F		EXIT 4=1559 F		EXIT 5=1564 F		EXIT 6=1593 F		EXIT(so)= 827 F		OFA(so)=2190 F	
SORBENT LBS/HR= 0			SORBENT VELOCITY= 0 FT/SEC				SORBENT AIR FLOW= 0 SCFM				(Ca)/(S)= 0.00			EXCESS AIR CURVE-STAGED																
VALID DATA POINT # 17			ELAPSED TIME, MIN 7				RECORD ON TRK 1				FILE 57																		
576	14:56:16	121.6	20305	4018	3298	2728	2473	3201	3052	2673	2397	3141	26981	4018	5202	5070	3298	3201	3052	3141	0.20	0.45	0.70	1.33	5.3	35.0	13.6	285.0	2560.0
														148	454	493	548	567	557	522					0.0	46.8	18.2	381.7	3424.2
0.00	0.0	108.3		605	622	617	622	612	621	618	602	616		61	71	69	149	147	139	138					3.0	40.1	15.6	326.8	2935.0
K-TRON=10300 LBS/HR			SLEEVE =	0 in	IN REG= 145 DEG		OUT REG = 10 DEG		SPREADER = -3 IN		PRI(act)= 65 ft/sec			P WR(out)= 2.50 in H2O		P WR(in)= 3.00 in H2O					FURNACE P= 0.17 in H2O		COAL P= 1.50 in H2O						
MILL IN= 559 F		MILL OUT= 156 F		T WB(in)= 454 F			T WB(out)= 493 F			SAMPLE= 1297 F			EXIT 1=1545 F		EXIT 2=1552 F			EXIT 3=1529 F		EXIT 4=1536 F		EXIT 5=1543 F		EXIT 6=1574 F		EXIT(so)= 694 F		OFA(so)=2149 F	
SORBENT LBS/HR= 0			SORBENT VELOCITY= 0 FT/SEC				SORBENT AIR FLOW= 0 SCFM				(Ca)/(S)= 0.00			EXCESS AIR CURVE-STAGED																
VALID DATA POINT # 18			ELAPSED TIME, MIN 6				RECORD ON TRK 1				FILE 58																		

DATE	: 05-07-85		TER DIA	: 14.325	
SYSTEM	: LOWS		SPREADER	: 4-4@30/8	
BURNER	: DM6120		OFA LOCATN	: 8 FT	
FUEL	: ILLINOIS 6		OIL CHECK	: 35.02	

PT#	TIME	LOAD OIL (V)	LOAD CALC MBTU/HR	LOAD MEAS MBTU/HR	TA SCFM	PRIM FLOW SCFM / TEMP (F)	V-2	V-3	V-4	V-5	V-6	V-7	V-8	V-9	TOTAL	PRIM	SEC1	SEC2	TER1	TER2	TER3	TER4	PRIM	SEC1	SEC2	TOTAL SR (CUM)	O2	CO	CO2 MEASURED CORR TO 0% O2	NO CORR TO 3% O2	SO2
						SEC1 FLOW SCFM / VELOCITY (FT/SEC)																										
						SEC2 FLOW SCFM / VELOCITY (FT/SEC)																										
						TER1 FLOW SCFM / VELOCITY (FT/SEC)																										
						TER2 FLOW SCFM / VELOCITY (FT/SEC)																										
						TER3 FLOW SCFM / VELOCITY (FT/SEC)																										
						TER4 FLOW SCFM / VELOCITY (FT/SEC)																										
323	12:04:12	119.6	19972	3932	330	4486	4746	664	0	4814	4354	807	24132	3932	9232	9167	330	664	0	807			0.20	0.66	1.12	1.21	3.7	35.0	14.8	505.0	2920.0
														150	505	518	395	411	482	408							0.0	42.5	18.0	613.0	3544.5
0.00	0.0	108.3		607	535	618	621	558	546	614	602	573		60	133	126	13	26	0	31							3.0	36.4	15.4	525.4	3038.2
K-TRON=10300 LBS/HR			SLEEVE = 0 in		IN REG= 145 DEG		OUT REG = 10 DEG		SPREADER = -3 IN			PRI(act)= 64 ft/sec			P WB(out)= 5.00 in H2O			P WB(in)= 9.50 in H2O			FURNACE P= 0.20 in H2O			COAL P= 1.40 in H2O						
MILL IN= 564 F		MILL OUT= 178 F		T WB(in)= 505 F		T WB(out)= 510 F		SAMPLE= 1293 F		EXIT 1=1622 F		EXIT 2=1610 F		EXIT 3=1578 F		EXIT 4=1610 F		EXIT 5=1633 F		EXIT 6=1628 F		EXIT(sp)= 1608 F		OFA(sp)=2134 F						
SORBENT LBS/HR= 0		SORBENT VELOCITY= 0 FT/SEC		SORBENT AIR FLOW= 0 SCFM		(Ca)/(S)= 0.00		BASELINE-UNSTAGED																								
VALID DATA POINT # 7		ELAPSED TIME, MIN 8		RECORD ON TRK 1		FILE 46																										
361	12:28:48	120.8	20181	3948	1147	3782	3835	1172	1093	4238	3581	1315	24111	3948	7617	7819	1147	1172	1093	1315			0.20	0.57	0.96	1.19	3.5	35.0	15.2	500.0	2920.0
														146	478	497	478	513	505	449							0.0	42.0	18.2	600.0	3504.0
0.00	0.0	108.3		600	586	609	614	582	588	607	593	584		60	107	106	48	51	47	53							3.0	36.0	15.6	514.3	3003.1
K-TRON=10300 LBS/HR			SLEEVE = 0 in		IN REG= 145 DEG		OUT REG = 10 DEG		SPREADER = -3 IN			PRI(act)= 64 ft/sec			P WB(out)= 4.20 in H2O			P WB(in)= 6.50 in H2O			FURNACE P= 0.20 in H2O			COAL P= 1.40 in H2O						
MILL IN= 554 F		MILL OUT= 173 F		T WB(in)= 478 F		T WB(out)= 497 F		SAMPLE= 1305 F		EXIT 1=1639 F		EXIT 2=1610 F		EXIT 3=1616 F		EXIT 4=1633 F		EXIT 5=1647 F		EXIT 6=1603 F		EXIT(sp)= 1679 F		OFA(sp)=2142 F						
SORBENT LBS/HR= 0		SORBENT VELOCITY= 0 FT/SEC		SORBENT AIR FLOW= 0 SCFM		(Ca)/(S)= 0.00		STAGING CURVE																								
VALID DATA POINT # 8		ELAPSED TIME, MIN 9		RECORD ON TRK 1		FILE 47																										
378	12:42:10	123.3	20600	3994	1601	3625	3610	1538	1602	3812	3194	1636	24612	3994	7234	7006	1601	1538	1602	1636			0.19	0.55	0.89	1.19	3.5	38.0	15.4	450.0	2920.0
														148	483	500	505	535	525	466							0.0	36.0	18.5	540.0	3504.0
0.00	0.0	108.3		609	593	612	616	589	599	610	597	593		60	102	96	69	68	71	60							3.0	30.9	15.8	462.9	3003.4
K-TRON=10300 LBS/HR			SLEEVE = 0 in		IN REG= 145 DEG		OUT REG = 10 DEG		SPREADER = -3 IN			PRI(act)= 65 ft/sec			P WB(out)= 3.50 in H2O			P WB(in)= 6.00 in H2O			FURNACE P= 0.20 in H2O			COAL P= 1.40 in H2O						
MILL IN= 564 F		MILL OUT= 158 F		T WB(in)= 483 F		T WB(out)= 500 F		SAMPLE= 1305 F		EXIT 1=1626 F		EXIT 2=1596 F		EXIT 3=1604 F		EXIT 4=1620 F		EXIT 5=1644 F		EXIT 6=1612 F		EXIT(sp)= 1645 F		OFA(sp)=2180 F						
SORBENT LBS/HR= 0		SORBENT VELOCITY= 0 FT/SEC		SORBENT AIR FLOW= 0 SCFM		(Ca)/(S)= 0.00		STAGING CURVE																								
VALID DATA POINT # 9		ELAPSED TIME, MIN 10		RECORD ON TRK 1		FILE 48																										
410	12:58:21	120.6	20137	3993	1952	3232	3110	1841	2014	3349	2717	1991	24195	3993	6342	6061	1952	1841	2014	1991			0.20	0.51	0.81	1.20	3.6	30.0	15.4	375.0	2840.0
														149	463	488	517	542	529	482							0.0	36.2	18.6	452.6	3427.6
0.00	0.0	108.3		608	602	610	616	592	603	603	598	598		60	87	82	85	83	89	84							3.0	31.0	15.9	387.9	2937.9
K-TRON=10300 LBS/HR			SLEEVE = 0 in		IN REG= 145 DEG		OUT REG = 10 DEG		SPREADER = -3 IN			PRI(act)= 65 ft/sec			P WB(out)= 3.00 in H2O			P WB(in)= 4.50 in H2O			FURNACE P= 0.20 in H2O			COAL P= 1.40 in H2O						
MILL IN= 562 F		MILL OUT= 168 F		T WB(in)= 463 F		T WB(out)= 488 F		SAMPLE= 1289 F		EXIT 1=1608 F		EXIT 2=1574 F		EXIT 3=1590 F		EXIT 4=1607 F		EXIT 5=1627 F		EXIT 6=1587 F		EXIT(sp)= 1614 F		OFA(sp)=2189 F						
SORBENT LBS/HR= 0		SORBENT VELOCITY= 0 FT/SEC		SORBENT AIR FLOW= 0 SCFM		(Ca)/(S)= 0.00		STAGING CURVE																								
VALID DATA POINT # 10		ELAPSED TIME, MIN 8		RECORD ON TRK 1		FILE 49																										
434	13:18:07	121.4	20274	3953	2417	2778	2531	2389	2381	3125	2793	2355	24222	3953	5309	5418	2417	2389	2381	2355			0.19	0.46	0.72	1.19	3.5	30.0	15.8	285.0	2840.0
														149	450	483	530	551	539	492							0.0	36.0	19.0	342.0	3408.0
0.00	0.0	108.3		607	610	611	617	599	611	614	589	604		60	72	73	107	108	106	100							3.0	30.9	16.3	293.1	2921.1
K-TRON=10300 LBS/HR			SLEEVE = 0 in		IN REG= 145 DEG		OUT REG = 10 DEG		SPREADER = -3 IN			PRI(act)= 64 ft/sec			P WB(out)= 2.50 in H2O			P WB(in)= 3.00 in H2O			FURNACE P= 0.20 in H2O			COAL P= 1.50 in H2O						
MILL IN= 562 F		MILL OUT= 160 F		T WB(in)= 450 F		T WB(out)= 483 F		SAMPLE= 1274 F		EXIT 1=1614 F		EXIT 2=1583 F		EXIT 3=1515 F		EXIT 4=1559 F		EXIT 5=1561 F		EXIT 6=1603 F		EXIT(sp)= 1540 F		OFA(sp)=2193 F						
SORBENT LBS/HR= 0		SORBENT VELOCITY= 0 FT/SEC		SORBENT AIR FLOW= 0 SCFM		(Ca)/(S)= 0.00		BASELINE-STAGED																								
VALID DATA POINT # 11		ELAPSED TIME, MIN 8		RECORD ON TRK 1		FILE 50																										
508	13:57:26	118.1	19735	4018	2398	2576	2409	2384	2301	2968	2297	2362	23712	4018	4985	5264	2398	2384	2301	2362			0.20	0.46	0.72	1.20	3.6	40.0	15.0	280.0	2890.0
														145	449	490	541	560	547	499							0.0	48.3	18.1	337.9	3475.9
0.00	0.0	108.3		605	623	619	627	609	622	626	599	615		61	68	71	107	109	104	101							3.0	41.4	15.5	289.7	2979.3
K-TRON=10300 LBS/HR			SLEEVE = 0 in		IN REG= 145 DEG		OUT REG = 10 DEG		SPREADER = -3 IN			PRI(act)= 65 ft/sec			P WB(out)= 2.50 in H2O			P WB(in)= 2.70 in H2O			FURNACE P= 0.20 in H2O			COAL P= 1.50 in H2O						
MILL IN= 560 F		MILL OUT= 146 F		T WB(in)= 449 F		T WB(out)= 490 F		SAMPLE= 1266 F		EXIT 1=1591 F		EXIT 2=1571 F		EXIT 3=1518 F		EXIT 4=1551 F		EXIT 5=1553 F		EXIT 6=1589 F		EXIT(sp)= 1482 F		OFA(sp)=2205 F						
SORBENT LBS/HR= 0		SORBENT VELOCITY= 0 FT/SEC		SORBENT AIR FLOW= 0 SCFM		(Ca)/(S)= 0.00		BASELINE-STAGED-SO2 SAMPLE																								
VALID DATA POINT # 12		ELAPSED TIME, MIN 10		RECORD ON TRK 1		FILE 51																										

DATE	:	05-07-95	TER DIA	:	1.1 .3275
SYSTEM	:	LOWS	SPREADER	:	4-4P30/8
BURNER	:	DME120	OFA LOCATN	:	8 FT
FUEL	:	ILLINOIS#4	OIL CHECK	:	35.022

PT#	TIME	LOAD MBTU/HR	TA	PRIM	V-2	V-3	V-4	V-5	V-6	V-7	V-8	V-9	TOTAL	PRIM	SEC1	SEC2	TER1	TER2	TER3	TER4	PRIM	SEC1	SEC2	TOTAL	O2	CO	CO2 MEASURED	NO	SO2
	OIL	CALC	SCFM	FLOW SCFM													FLOW SCFM				SR (CUM)						CORR TO 0% O2		
(V)	LOAD	MEAS		TEMP (F)													TEMP (F)										CORR TO 3% O2		
																	VELOCITY (FT/SEC)												
610	15:21:39	118.8	19848	4040	2352	2688	2388	2505	2315	2886	2317	2357	23847	4040	5076	5202	2352	2505	2315	2357	0.20	0.46	0.72	1.20	3.6	35.0	15.0	275.0	2800.0
														147	455	494	543	562	553	508					0.0	42.2	18.1	331.9	3379.3
0.00	0.0	108.3		604	625	623	629	616	624	627	604	619		61	69	71	105	114	105	102					3.0	36.2	15.5	284.5	2896.1
K-TRON=10300 LBS/HR			SLEEVE =	0 in	IN REG= 145 DEG		OUT REG = 10 DEG		SPREADER =	-3 IN		PRI(act)=	66 ft/sec		P WB(out)=	2.50	in H2O	P WB(in)=	2.70	in H2O	FURNACE P=	0.15	in H2O	COAL P=	1.60	in H2O				
MILL IN=	558 F	MILL OUT=	152 F	T WB(in)=	455 F		T WB(out)=	494 F		SAMPLE=	1284 F		EXIT 1=1592 F		EXIT 2=1581 F		EXIT 3=1513 F		EXIT 4=1560 F		EXIT 5=1573 F		EXIT 6=1601 F		EXIT(so)=	613 F	OFA(so)=2201 F		
SORBENT LBS/HR=	0	SORBENT VELOCITY=	0 FT/SEC	SORBENT AIR FLOW=	0 SCFM		[Ca]/[S]=	0.00		BASELINE-STAGED SORBENT INJECTION																			
VALID DATA POINT #	19	ELAPSED TIME, MIN	8	RECORD ON TRK	1	FILE	59																						
632	15:32:35	121.0	20214	4031	2464	2716	2448	2391	2371	2843	2344	2417	24017	4031	5157	5187	2464	2391	2371	2417	0.20	0.45	0.71	1.19	3.4	35.0	15.2	298.0	1620.0
														147	456	495	545	567	557	510					0.0	41.8	18.1	346.0	1933.0
0.00	0.0	108.3		603	627	627	632	616	628	629	606	623		61	71	70	111	110	108	105					3.0	35.8	15.5	296.6	1656.8
K-TRON=10300 LBS/HR			SLEEVE =	0 in	IN REG= 145 DEG		OUT REG = 10 DEG		SPREADER =	-3 IN		PRI(act)=	65 ft/sec		P WB(out)=	2.50	in H2O	P WB(in)=	2.70	in H2O	FURNACE P=	0.15	in H2O	COAL P=	1.60	in H2O				
MILL IN=	556 F	MILL OUT=	153 F	T WB(in)=	456 F		T WB(out)=	495 F		SAMPLE=	1309 F		EXIT 1=1634 F		EXIT 2=1626 F		EXIT 3=1545 F		EXIT 4=1592 F		EXIT 5=1616 F		EXIT 6=1634 F		EXIT(so)=	1611 F	OFA(so)=2214 F		
SORBENT= Ca(OH)2		OFA INJECTION		SORBENT LBS/HR=2815			SORBENT VELOCITY=	53 FT/SEC		SORBENT AIR FLOW=	298	SCFM	[Ca]/[S]=	3.15		T OFA(8ft)	120	F		LIME INJECTION-8 FT. LEVEL									
VALID DATA POINT #	20	ELAPSED TIME, MIN	8	RECORD ON TRK	1	FILE	60																						
656	15:55:43	119.6	19976	4037	2396	2628	2370	2541	2349	2855	2268	2423	23867	4037	4998	5123	2396	2541	2349	2423	0.20	0.45	0.71	1.19	3.5	40.0	15.2	275.0	2860.0
														146	457	496	547	570	560	509					0.0	48.0	18.2	330.0	3432.0
0.00	0.0	108.3		602	631	628	633	615	631	633	608	626		61	68	70	108	117	107	105					3.0	41.1	15.6	282.9	2941.2
K-TRON=10300 LBS/HR			SLEEVE =	0 in	IN REG= 145 DEG		OUT REG = 10 DEG		SPREADER =	-3 IN		PRI(act)=	65 ft/sec		P WB(out)=	2.50	in H2O	P WB(in)=	2.70	in H2O	FURNACE P=	0.15	in H2O	COAL P=	1.60	in H2O				
MILL IN=	557 F	MILL OUT=	156 F	T WB(in)=	457 F		T WB(out)=	496 F		SAMPLE=	1299 F		EXIT 1=1618 F		EXIT 2=1613 F		EXIT 3=1530 F		EXIT 4=1569 F		EXIT 5=1593 F		EXIT 6=1617 F		EXIT(so)=	1597 F	OFA(so)=2229 F		
SORBENT LBS/HR=	0	SORBENT VELOCITY=	0 FT/SEC	SORBENT AIR FLOW=	0 SCFM		[Ca]/[S]=	0.00		BASELINE-SORBENT INJECTION																			
VALID DATA POINT #	21	ELAPSED TIME, MIN	7	RECORD ON TRK	1	FILE	61																						
694	16:17:23	121.7	20323	4020	2521	2671	2406	2531	2457	2826	2336	2514	24282	4020	5077	5162	2521	2531	2457	2514	0.20	0.45	0.70	1.19	3.5	40.0	15.2	270.0	1960.0
														146	458	497	548	570	557	513					0.0	48.0	18.2	324.0	2352.0
0.00	0.0	108.3		603	631	627	632	615	631	632	607	625		61	70	70	114	117	112	109					3.0	41.1	15.6	277.7	2016.0
K-TRON=10300 LBS/HR			SLEEVE =	0 in	IN REG= 145 DEG		OUT REG = 10 DEG		SPREADER =	-3 IN		PRI(act)=	65 ft/sec		P WB(out)=	2.50	in H2O	P WB(in)=	2.70	in H2O	FURNACE P=	0.15	in H2O	COAL P=	1.60	in H2O				
MILL IN=	560 F	MILL OUT=	149 F	T WB(in)=	458 F		T WB(out)=	497 F		SAMPLE=	1316 F		EXIT 1=1657 F		EXIT 2=1683 F		EXIT 3=1561 F		EXIT 4=1603 F		EXIT 5=1638 F		EXIT 6=1652 F		EXIT(so)=	1615 F	OFA(so)=2230 F		
SORBENT= Ca(OH)2		OFA INJECTION		SORBENT LBS/HR=1891			SORBENT VELOCITY=	54 FT/SEC		SORBENT AIR FLOW=	299	SCFM	[Ca]/[S]=	2.10		T OFA(8ft)	131	F		LIME INJECTION-8 FT. LEVEL-SO2 SAMPLE									
VALID DATA POINT #	22	ELAPSED TIME, MIN	20	RECORD ON TRK	1	FILE	62																						
717	16:53:32	121.7	20337	4079	2568	2722	2439	2561	2510	2791	2354	2583	24606	4079	5160	5145	2568	2561	2510	2583	0.20	0.45	0.71	1.21	3.7	40.0	15.0	255.0	2960.0
														149	457	498	547	570	558	513					0.0	48.6	18.2	309.5	3593.1
0.06	0.0	108.3		574	630	626	631	616	628	629	607	623		62	71	70	116	118	114	112					3.0	41.6	15.6	265.3	3079.8
K-TRON=10300 LBS/HR			SLEEVE =	0 in	IN REG= 145 DEG		OUT REG = 10 DEG		SPREADER =	-3 IN		PRI(act)=	66 ft/sec		P WB(out)=	2.50	in H2O	P WB(in)=	2.70	in H2O	FURNACE P=	0.15	in H2O	COAL P=	1.60	in H2O				
MILL IN=	536 F	MILL OUT=	164 F	T WB(in)=	457 F		T WB(out)=	498 F		SAMPLE=	1317 F		EXIT 1=1624 F		EXIT 2=1662 F		EXIT 3=1542 F		EXIT 4=1585 F		EXIT 5=1613 F		EXIT 6=1618 F		EXIT(so)=	1573 F	OFA(so)=2234 F		
SORBENT LBS/HR=	0	SORBENT VELOCITY=	0 FT/SEC	SORBENT AIR FLOW=	0 SCFM		[Ca]/[S]=	0.00																					
VALID DATA POINT #	23	ELAPSED TIME, MIN	20	RECORD ON TRK	1	FILE	63																						
729	17:01:18	122.0	20378	4028	2495	2714	2452	2594	2452	2816	2359	2575	24484	4028	5166	5175	2495	2594	2452	2575	0.20	0.45	0.71	1.20	3.6	40.0	15.0	260.0	2340.0
														148	449	488	527	551	549	510					0.0	48.3	18.1	313.8	2824.1
0.00	0.0	108.3		593	627	623	630	614	626	628	604	622		61	70	70	110	117	111	112					3.0	41.4	15.5	269.0	2420.7
K-TRON=10300 LBS/HR			SLEEVE =	0 in	IN REG= 145 DEG		OUT REG = 10 DEG		SPREADER =	-3 IN		PRI(act)=	65 ft/sec		P WB(out)=	2.50	in H2O	P WB(in)=	2.70	in H2O	FURNACE P=	0.15	in H2O	COAL P=	1.60	in H2O				
MILL IN=	550 F	MILL OUT=	165 F	T WB(in)=	449 F		T WB(out)=	488 F		SAMPLE=	1314 F		EXIT 1=1638 F		EXIT 2=1663 F		EXIT 3=1549 F		EXIT 4=1591 F		EXIT 5=1624 F		EXIT 6=1638 F		EXIT(so)=	1582 F	OFA(so)=2233 F		
SORBENT= Ca(OH)2		OFA INJECTION		SORBENT LBS/HR=1011			SORBENT VELOCITY=	55 FT/SEC		SORBENT AIR FLOW=	301	SCFM	[Ca]/[S]=	1.12		T OFA(8ft)	132	F		LIME INJECTION- 8 FT. LEVEL									
VALID DATA POINT #	24	ELAPSED TIME, MIN	6	RECORD ON TRK	1	FILE	64																						

DATE	: 05-02-85	TER DIA	: 11.375
SYSTEM	: LWS	SPREADER	: 4-4@30/8
BURNER	: DME120	OFA LOCATN	: 8 FT
FUEL	: ILLINOIS#6	OIL CHECK	: 3.02

PT#	TIME	LOAD MBTU/HR	TA	PRIM	V-2	V-3	V-4	V-5	V-6	V-7	V-8	V-9	TOTAL	PRIM	SEC1	SEC2	TER1	TER2	TER3	TER4	PRIM	SEC1	SEC2	TOTAL	O2	CO	CO2	NO	SO2
	OIL	CALC	SCFM	FLOW SCFM										TEMP (F)							SR (CUM)				MEASURED				
(V)	LOAD	MEAS		TEMP (F)										VELOCITY (FT/SEC)											CORR TO 0% O2				
																									CORR TO 3% O2				
735	17:08:36	122.2	20412	3966	2494	2714	2471	2589	2432	2802	2351	2567	24388	3966	5186	5153	2494	2589	2432	2567	0.19	0.45	0.70	1.19	3.5	46.0	15.2	255.0	3000.0
														147	453	495	543	566	557	504					0.0	48.0	18.2	306.0	3600.0
0.00	0.0	108.3		599	626	623	630	610	625	628	603	622		60	71	70	112	119	111	111					3.0	41.1	15.6	262.3	3085.7

K-TRON=10300 LBS/HR SLEEVE = 0 in TN REG= 145 DEG OUT REG = 10 DEG SPREADER = -3 IN PRI(ori)= 64 ft/sec P WR(out)= 2.50 in H2O P WR(in)= 2.70 in H2O FURNACE P= 0.15 in H2O COAL P= 1.60 in H2O
MILL IN= 553 F MILL OUT= 158 F T WB(in)= 453 F T WB(out)= 495 F SAMPLE= 1313 F EXIT 1=1636 F EXIT 2=1657 F EXIT 3=1546 F EXIT 4=1598 F EXIT 5=1617 F EXIT 6=1637 F EXIT(sp)= 1373 F OFA(sp)=2237 F
SORBENT LBS/HR= 0 SORBENT VELOCITY= 0 FT/SEC SORBENT AIR FLOW= 0 SCFM (Ca)/(S)= 0.00 BASELINE
VALID DATA POINT # 25 ELAPSED TIME, MIN 7 RECORD ON TRK 1 FILE 65

DATE	05-09-95	TER DIA	11.375
SYSTEM	LOWES	SPREADER	4-4@30/8
BURNER	DMI 1.20	OFA LOCATN	NONE
FUEL	ILLINOIS 4	OIL CHECK	4.20

PT# OIL (V)	TIME	LOAD MBTU/HR CALC MEAS	TA SCFM	PRIM	V-2	V-3	V-4	V-5	V-6	V-7	V-8	V-9	TOTAL	PRIM	SEC1	SEC2	TER1	TER2	TER3	TER4	PRIM	SEC1	SEC2	TOTAL	O2	CO	CO2	NO	SO2
				FLOW SCFM													FLOW SCFM								MEASURED				
				TEMP (F)													TEMP (F)								CORR TO 6% O2				
	LOAD			TEMP (F)													VELOCITY (FT/SEC)					SR (CUM)			CORR TO 3% O2				
189	08:30:14	122.5	20457	3883	376	4550	4356	1024	658	4504	4087	788	24306	3883	8986	8671	376	1024	658	788	0.19	0.63	1.05	1.19	3.4	40.0	15.0	530.0	2970.0
														144	466	498	391	496	481	398					0.0	47.7	17.9	632.4	3543.9
0.00	0.0	110.4		633	528	591	593	538	560	586	576	557		58	123	117	14	44	28	30					3.0	40.9	15.3	542.0	3037.5
K-TRON=10500 LBS/HR			SLEEVE = 0 in	IN REG= 145 DEG			OUT REG = 10 DEG			SPREADER = -3 IN			PRI(act)= 63 ft/sec			P WB(out)= 4.50 in H2O			P WB(in)= 8.90 in H2O			FURNACE P= 0.18 in H2O		COAL P= 1.60 in H2O				
MILL IN= 583 F		MILL OUT= 163 F		T WB(in)= 466 F			T WB(out)= 490 F			SAMPLE= 1383 F			EXIT 1=1654 F			EXIT 2=1624 F			EXIT 3=1620 F			EXIT 4=1647 F		EXIT 5=1651 F		EXIT 6=1622 F		EXIT(sp)= 1806 F	OFA(sp)=2096 F
SORBENT LBS/HR= 0			SORBENT VELOCITY= 0 FT/SEC				SORBENT AIR FLOW= 0 SCFM						(Ca)/(S)= 0.00			BASELINE-UNSTAGED-SO2 SAMPLE-ASH SAMPLE													
VALID DATA POINT 0		1	ELAPSED TIME, MIN 20				RECORD ON TRK 1						FILE 66																
250	09:05:10	120.6	20153	3947	2485	2925	2237	2554	2450	3044	2172	2488	24214	3947	5162	5216	2485	2554	2450	2488	0.20	0.45	0.71	1.20	3.6	40.0	15.0	280.0	2900.0
														145	424	456	506	534	516	463					0.0	48.3	18.1	337.9	3500.0
0.00	0.0	110.4		627	576	578	580	569	573	576	559	568		59	68	68	107	113	107	99					3.0	41.4	15.5	289.7	3000.0
K-TRON=10500 LBS/HR			SLEEVE = 0 in	IN REG= 145 DEG			OUT REG = 10 DEG			SPREADER = -3 IN			PRI(act)= 64 ft/sec			P WB(out)= 2.50 in H2O			P WB(in)= 3.80 in H2O			FURNACE P= 0.16 in H2O		COAL P= 1.50 in H2O				
MILL IN= 577 F		MILL OUT= 156 F		T WB(in)= 424 F			T WB(out)= 456 F			SAMPLE= 1276 F			EXIT 1=1626 F			EXIT 2=1591 F			EXIT 3=1518 F			EXIT 4=1578 F		EXIT 5=1565 F		EXIT 6=1605 F		EXIT(sp)= 1757 F	OFA(sp)=2143 F
SORBENT LBS/HR= 0			SORBENT VELOCITY= 0 FT/SEC				SORBENT AIR FLOW= 0 SCFM						(Ca)/(S)= 0.00			BASELINE-STAGED-SO2 SAMPLE-ASH SAMPLE													
VALID DATA POINT 0		2	ELAPSED TIME, MIN 20				RECORD ON TRK 1						FILE 67																
281	09:34:33	120.6	20138	3956	2505	2898	2241	2554	2456	3023	2166	2397	24196	3956	5139	5189	2505	2554	2456	2397	0.20	0.45	0.71	1.20	3.6	40.0	15.0	260.0	2940.0
														145	432	465	515	588	525	473					0.0	48.3	18.1	313.8	3548.3
0.00	0.0	110.4		623	589	589	593	582	586	588	571	582		60	68	68	109	119	108	100					3.0	41.4	15.5	269.0	3041.4
K-TRON=10500 LBS/HR			SLEEVE = 0 in	IN REG= 145 DEG			OUT REG = 10 DEG			SPREADER = -3 IN			PRI(act)= 64 ft/sec			P WB(out)= 2.50 in H2O			P WB(in)= 3.80 in H2O			FURNACE P= 0.16 in H2O		COAL P= 1.50 in H2O				
MILL IN= 580 F		MILL OUT= 150 F		T WB(in)= 432 F			T WB(out)= 465 F			SAMPLE= 1289 F			EXIT 1=1642 F			EXIT 2=1604 F			EXIT 3=1538 F			EXIT 4=1585 F		EXIT 5=1709 F		EXIT 6=1618 F		EXIT(sp)= 1724 F	OFA(sp)=2159 F
SORBENT LBS/HR= 0			SORBENT VELOCITY= 0 FT/SEC				SORBENT AIR FLOW= 0 SCFM						(Ca)/(S)= 0.00			BASELINE-SORBENT INJECTION													
VALID DATA POINT 0		3	ELAPSED TIME, MIN 7				RECORD ON TRK 1						FILE 68																
295	09:49:59	119.8	20016	3962	2477	2878	2201	2431	2431	2997	2145	2392	23915	3962	5079	5142	2477	2431	2431	2392	0.20	0.45	0.71	1.19	3.5	40.0	15.2	270.0	1940.0
														145	436	466	150	544	525	473					0.0	48.0	18.2	324.0	2328.0
0.00	0.0	110.4		623	591	591	595	584	589	591	573	584		60	67	68	68	109	107	100					3.0	41.1	15.6	277.7	1995.4
K-TRON=10500 LBS/HR			SLEEVE = 0 in	IN REG= 145 DEG			OUT REG = 10 DEG			SPREADER = -3 IN			PRI(act)= 64 ft/sec			P WB(out)= 2.50 in H2O			P WB(in)= 3.80 in H2O			FURNACE P= 0.16 in H2O		COAL P= 1.50 in H2O				
MILL IN= 577 F		MILL OUT= 148 F		T WB(in)= 430 F			T WB(out)= 466 F			SAMPLE= 1321 F			EXIT 1=1679 F			EXIT 2=1637 F			EXIT 3=1574 F			EXIT 4=1626 F		EXIT 5=1689 F		EXIT 6=1648 F		EXIT(sp)= 1768 F	OFA(sp)=2200 F
SORBENT= Ca(OH)2			TERT INJECTION				SORBENT LBS/HR=2948						SORBENT VELOCITY= 113 FT/SEC			SORBENT AIR FLOW= 297 SCFM				(Ca)/(S)= 3.33				LIME INJECTION-TERTS					
VALID DATA POINT 0		4	ELAPSED TIME, MIN 10				RECORD ON TRK 1						FILE 69																
308	10:02:29	119.9	20030	3965	2472	2880	2199	2451	2443	3003	2141	2378	23932	3965	5070	5145	2472	2451	2443	2378	0.20	0.45	0.71	1.19	3.5	40.0	15.0	270.0	3000.0
														146	428	464	150	534	523	472					0.0	48.0	18.0	324.0	3600.0
0.00	0.0	110.4		623	586	586	589	579	584	586	569	580		60	67	68	67	109	107	99					3.0	41.1	15.4	277.7	3085.1
K-TRON=10500 LBS/HR			SLEEVE = 0 in	IN REG= 145 DEG			OUT REG = 10 DEG			SPREADER = -3 IN			PRI(act)= 64 ft/sec			P WB(out)= 2.50 in H2O			P WB(in)= 3.80 in H2O			FURNACE P= 0.16 in H2O		COAL P= 1.50 in H2O				
MILL IN= 577 F		MILL OUT= 152 F		T WB(in)= 428 F			T WB(out)= 464 F			SAMPLE= 1307 F			EXIT 1=1651 F			EXIT 2=1616 F			EXIT 3=1547 F			EXIT 4=1601 F		EXIT 5=1651 F		EXIT 6=1619 F		EXIT(sp)= 1749 F	OFA(sp)=2189 F
SORBENT LBS/HR= 0			SORBENT VELOCITY= 0 FT/SEC				SORBENT AIR FLOW= 0 SCFM						(Ca)/(S)= 0.00			BASELINE													
VALID DATA POINT 0		5	ELAPSED TIME, MIN 5				RECORD ON TRK 1						FILE 70																
326	10:11:52	121.6	20312	3903	2492	2939	2236	2506	2469	3005	2175	2488	24133	3903	5175	5180	2492	2506	2469	2488	0.19	0.45	0.70	1.19	3.4	40.0	15.4	270.0	2280.0
														146	427	464	150	542	523	474					0.0	47.7	18.4	322.2	2625.0
0.00	0.0	110.4		625	585	586	589	579	583	587	568	579		59	68	68	68	112	109	101					3.0	40.9	15.8	276.1	2250.0
K-TRON=10500 LBS/HR			SLEEVE = 0 in	IN REG= 145 DEG			OUT REG = 10 DEG			SPREADER = -3 IN			PRI(act)= 63 ft/sec			P WB(out)= 2.50 in H2O			P WB(in)= 3.80 in H2O			FURNACE P= 0.16 in H2O		COAL P= 1.50 in H2O				
MILL IN= 577 F		MILL OUT= 151 F		T WB(in)= 427 F			T WB(out)= 464 F			SAMPLE= 1350 F			EXIT 1=1682 F			EXIT 2=1655 F			EXIT 3=1594 F			EXIT 4=1639 F		EXIT 5=2045 F		EXIT 6=1661 F		EXIT(sp)= 1805 F	OFA(sp)=2225 F
SORBENT= Ca(OH)2			TERT INJECTION				SORBENT LBS/HR=1960						SORBENT VELOCITY= 117 FT/SEC			SORBENT AIR FLOW= 305 SCFM				(Ca)/(S)= 2.18				LIME INJECTION-TERTS					
VALID DATA POINT 0		6	ELAPSED TIME, MIN 10				RECORD ON TRK 1						FILE 71																

DATE	: 05-09-85		TER DIA	: 11.3275	
SYSTEM	: LWS		SPREADER	: 4-4030/8	
BURNER	: DMB1.20		OFA LOCATN	: NONE	
FUEL	: ILLINOIS4		OIL CHECK	: 4.20	

PT#	TIME	LOAD MBTU/HR	TA	PRIM	V-2	V-3	V-4	V-5	V-6	V-7	V-8	V-9	TOTAL	PRIM	SEC1	SEC2	TER1	TER2	TER3	TER4	PRIM	SEC1	SEC2	TOTAL	O2	CO	CO2	NO	SO2
	OIL	CALC	SCFM						FLOW SCFM								FLOW SCFM					SR (CUM)						MEASURED	
(1)	LOAD	MEAS							TEMP (F)								TEMP (F)											CORR TO 0% O2	
																	VELOCITY (FT/SEC)											CORR TO 3% O2	
349	10:32:55	119.1	19899	3944	2456	2889	2207	2446	2425	2999	2134	2489	23988	3944	5096	5133	2456	2446	2425	2489	0.20	0.45	0.71	1.20	3.6	35.0	15.4	270.0	2440.0
														146	429	465	150	536	520	473					0.0	42.2	18.6	325.9	2944.8
0.00	0.0	118.4		627	585	587	589	579	583	585	568	580		60	68	67	67	109	107	101					3.0	36.2	15.9	279.3	2524.1
K-TRON=10500 LBS/HR			SLEEVE = 0 in	IN REG= 145 DEG		OUT REG = 10 DEG		SPREADER = -3 IN		PRI(act)= 64 ft/sec		P WB(out)= 2.50 in H2O		P WB(in)= 3.00 in H2O		FURNACE P= 0.16 in H2O		COAL P= 1.50 in H2O											
MILL IN= 578 F		MILL OUT= 153 F		T WB(in)= 429 F		T WB(out)= 465 F		SAMPLE= 1349 F		EXIT 1=1682 F		EXIT 2=1655 F		EXIT 3=1583 F		EXIT 4=1630 F		EXIT 5=---- F		EXIT 6=1662 F		EXIT(sp)= 1784 F		OFA(sp)=2284 F					
SORBENT= Ca(OH)2		TERT INJECTION		SORBENT LBS/HR=1019				SORBENT VELOCITY= 115 FT/SEC				SORBENT AIR FLOW= 302 SCFM				[Ca]/[S]= 1.16				LIME INJECTION-TERTS									
VALID DATA POINT # 7		ELAPSED TIME, MIN 10		RECORD ON TRK 1				FILE 72																					
362	10:42:41	119.0	19871	3934	2468	2876	2215	2547	2425	3021	2128	2484	24010	3934	5092	5149	2468	2547	2425	2484	0.20	0.45	0.71	1.21	3.7	35.0	15.0	270.0	2960.0
														146	431	466	150	539	530	475					0.0	42.5	18.2	327.7	3593.1
0.00	0.0	118.4		625	587	589	591	581	585	587	570	581		59	68	68	67	114	107	101					3.0	36.4	15.6	280.9	3079.8
K-TRON=10500 LBS/HR			SLEEVE = 0 in	IN REG= 145 DEG		OUT REG = 10 DEG		SPREADER = -3 IN		PRI(act)= 64 ft/sec		P WB(out)= 2.50 in H2O		P WB(in)= 3.00 in H2O		FURNACE P= 0.16 in H2O		COAL P= 1.50 in H2O											
MILL IN= 577 F		MILL OUT= 152 F		T WB(in)= 431 F		T WB(out)= 466 F		SAMPLE= 1314 F		EXIT 1=1645 F		EXIT 2=1620 F		EXIT 3=1536 F		EXIT 4=1590 F		EXIT 5=---- F		EXIT 6=1618 F		EXIT(sp)= 1768 F		OFA(sp)=2179 F					
SORBENT LBS/HR= 0		SORBENT VELOCITY= 0 FT/SEC		SORBENT AIR FLOW= 0 SCFM				[Ca]/[S]= 0.00				BASELINE																	
VALID DATA POINT # 8		ELAPSED TIME, MIN 7		RECORD ON TRK 1				FILE 73																					
403	11:10:44	119.2	19903	3927	2438	2878	2192	2363	2393	2973	2099	2385	23648	3927	5071	5072	2438	2363	2393	2385	0.20	0.45	0.71	1.19	3.4	35.0	16.2	265.0	2000.0
														150	443	470	150	550	533	479					0.0	41.8	19.3	316.2	2386.4
0.00	0.0	118.4		629	593	593	596	586	591	592	575	586		60	68	67	66	107	106	100					3.0	35.8	16.6	271.0	2045.5
K-TRON=10500 LBS/HR			SLEEVE = 0 in	IN REG= 145 DEG		OUT REG = 10 DEG		SPREADER = -3 IN		PRI(act)= 64 ft/sec		P WB(out)= 2.50 in H2O		P WB(in)= 3.00 in H2O		FURNACE P= 0.16 in H2O		COAL P= 1.50 in H2O											
MILL IN= 581 F		MILL OUT= 165 F		T WB(in)= 443 F		T WB(out)= 470 F		SAMPLE= 1367 F		EXIT 1=1695 F		EXIT 2=1662 F		EXIT 3=1593 F		EXIT 4=1636 F		EXIT 5=---- F		EXIT 6=1665 F		EXIT(sp)= 1811 F		OFA(sp)=2227 F					
SORBENT= VICRON		TERT INJECTION		SORBENT LBS/HR=3438				SORBENT VELOCITY= 121 FT/SEC				SORBENT AIR FLOW= 317 SCFM				[Ca]/[S]= 2.99				LIMESTONE INJECTION-TERTS									
VALID DATA POINT # 9		ELAPSED TIME, MIN 10		RECORD ON TRK 1				FILE 74																					
432	11:30:54	119.7	19997	3941	2457	2898	2219	2495	2410	2963	2114	2403	23892	3941	5109	5077	2457	2495	2410	2403	0.20	0.45	0.71	1.19	3.5	35.0	16.2	265.0	2200.0
														147	433	467	150	558	529	476					0.0	42.0	19.4	318.0	2640.0
0.00	0.0	118.4		626	596	596	599	588	594	595	576	589		60	68	67	67	114	107	101					3.0	36.0	16.7	272.6	2262.9
K-TRON=10500 LBS/HR			SLEEVE = 0 in	IN REG= 145 DEG		OUT REG = 10 DEG		SPREADER = -3 IN		PRI(act)= 64 ft/sec		P WB(out)= 2.50 in H2O		P WB(in)= 3.00 in H2O		FURNACE P= 0.16 in H2O		COAL P= 1.50 in H2O											
MILL IN= 580 F		MILL OUT= 168 F		T WB(in)= 433 F		T WB(out)= 467 F		SAMPLE= 1361 F		EXIT 1=1768 F		EXIT 2=1660 F		EXIT 3=1588 F		EXIT 4=1633 F		EXIT 5=---- F		EXIT 6=1666 F		EXIT(sp)= 89 F		OFA(sp)=2250 F					
SORBENT= VICRON		TERT INJECTION		SORBENT LBS/HR=2384				SORBENT VELOCITY= 112 FT/SEC				SORBENT AIR FLOW= 294 SCFM				[Ca]/[S]= 2.06				LIMESTONE INJECTION-TERTS									
VALID DATA POINT # 10		ELAPSED TIME, MIN 10		RECORD ON TRK 1				FILE 75																					
436	11:40:02	120.2	20072	3897	2448	2917	2214	2567	2436	2964	2139	2400	23982	3897	5131	5103	2448	2567	2436	2400	0.19	0.45	0.70	1.19	3.5	30.0	15.8	260.0	3000.0
														147	429	466	150	556	526	476					0.0	36.0	19.0	312.0	3600.0
0.00	0.0	118.4		629	595	595	599	587	593	595	575	589		59	68	67	67	117	107	100					3.0	30.9	16.3	267.4	3085.1
K-TRON=10500 LBS/HR			SLEEVE = 0 in	IN REG= 145 DEG		OUT REG = 10 DEG		SPREADER = -3 IN		PRI(act)= 63 ft/sec		P WB(out)= 2.50 in H2O		P WB(in)= 3.00 in H2O		FURNACE P= 0.16 in H2O		COAL P= 1.50 in H2O											
MILL IN= 578 F		MILL OUT= 168 F		T WB(in)= 429 F		T WB(out)= 466 F		SAMPLE= 1346 F		EXIT 1=1763 F		EXIT 2=1661 F		EXIT 3=1587 F		EXIT 4=1628 F		EXIT 5=---- F		EXIT 6=1646 F		EXIT(sp)= 1806 F		OFA(sp)=2234 F					
SORBENT LBS/HR= 0		SORBENT VELOCITY= 0 FT/SEC		SORBENT AIR FLOW= 0 SCFM				[Ca]/[S]= 0.00				BASELINE																	
VALID DATA POINT # 11		ELAPSED TIME, MIN 6		RECORD ON TRK 1				FILE 76																					
459	11:47:39	119.7	20003	3887	2452	2907	2223	2386	2414	2960	2127	2410	23766	3887	5131	5087	2452	2386	2414	2410	0.19	0.45	0.71	1.19	3.4	35.0	16.0	260.0	2540.0
														146	430	467	150	551	527	474					0.0	41.8	19.1	310.2	3030.7
0.00	0.0	118.4		629	593	594	601	586	591	594	571	587		59	68	67	67	108	106	101					3.0	35.8	16.4	265.9	2597.7
K-TRON=10500 LBS/HR			SLEEVE = 0 in	IN REG= 145 DEG		OUT REG = 10 DEG		SPREADER = -3 IN		PRI(act)= 63 ft/sec		P WB(out)= 2.50 in H2O		P WB(in)= 3.00 in H2O		FURNACE P= 0.16 in H2O		COAL P= 1.50 in H2O											
MILL IN= 579 F		MILL OUT= 151 F		T WB(in)= 430 F		T WB(out)= 467 F		SAMPLE= 1352 F		EXIT 1=1788 F		EXIT 2=1670 F		EXIT 3=1598 F		EXIT 4=1639 F		EXIT 5=---- F		EXIT 6=1664 F		EXIT(sp)= 1853 F		OFA(sp)=2256 F					
SORBENT= VICRON		TERT INJECTION		SORBENT LBS/HR=1211				SORBENT VELOCITY= 116 FT/SEC				SORBENT AIR FLOW= 303 SCFM				[Ca]/[S]= 1.05				LIMESTONE INJECTION-TERTS									
VALID DATA POINT # 12		ELAPSED TIME, MIN 7		RECORD ON TRK 1				FILE 77																					

DATE	05-09-85	TER DIA	11.375
SYSTEM	LWS	SPREADER	4-40350/8
BURNER	DME120	OFA LOCATN	NONE
FUEL	ILLINOIS4	OIL CHECK	4.20

FTG OIL (V)	TIME	LOAD MBTU/HR CALC MEAS	TA SCFM	PRIM	V-2	V-3	V-4	V-5	V-6	V-7	V-8	V-9	TOTAL	PRIM	SEC1	SEC2	TER1	TER2	TER3	TER4	PRIM	SEC1	SEC2	TOTAL	O2	CO	CO2 MEASURED CORR TO 0% O2 CORR TO 3% O2	NO	SO2
				FLOW SCFM										TEMP (F)			VELOCITY (FT/SEC)				SR (CUM)								
471	12:06:36	121.8	20351	3930	2465	2982	2299	2477	2450	2955	2196	2425	24180	3930	5201	5151	2465	2477	2450	2425	0.19	0.45	0.71	1.19	3.4	35.0	15.8	260.0	3020.0
														143	426	462	150	536	521	470					0.0	41.8	18.9	310.2	3603.4
0.00	0.0	110.4		611	587	587	590	579	586	587	578	581		59	70	67	67	110	107	101					3.0	35.8	16.2	265.9	3088.6
K-TRON=10500 LBS/HR			SLEEVE = 0 in	IN REG= 145 DEG			OUT REG = 10 DEG			SPREADER = -3 IN			PRI(act)= 63 ft/sec			P WB(out)= 2.50 in H20		P WB(in)= 3.00 in H20		FURNACE P= 0.16 in H20			COAL P= 1.50 in H20					
MILL IN= 563 F		MILL OUT= 155 F		T WB(in)= 426 F			T WB(out)= 462 F			SAMPLE= 1348 F			EXIT 1=1642 F			EXIT 2=1643 F			EXIT 3=1545 F		EXIT 4=1602 F		EXIT 5=1704 F		EXIT 6=1626 F		EXIT(sp)= 1768 F		OFA(sp)=2240 F
SORBENT LBS/HR= 0			SORBENT VELOCITY= 0 FT/SEC				SORBENT AIR FLOW= 0 SCFM						[Ca]/[S]= 0.00			BASELINE													
VALID DATA POINT # 13			ELAPSED TIME, MIN 0				RECORD ON TRK 1						FILE 78																
601	13:26:25	118.3	19763	3961	2406	2942	2237	2589	2392	2919	2167	2402	24815	3961	5179	5086	2406	2589	2392	2402	0.20	0.46	0.72	1.22	3.8	35.0	15.0	260.0	2980.0
														142	447	478	150	555	539	485					0.0	42.7	18.3	317.4	3638.4
0.00	0.0	110.4		616	611	611	613	600	609	610	591	603		59	70	68	66	117	107	102					3.0	36.6	15.7	272.1	3118.6
K-TRON=10500 LBS/HR			SLEEVE = 0 in	IN REG= 145 DEG			OUT REG = 10 DEG			SPREADER = -3 IN			PRI(act)= 64 ft/sec			P WB(out)= 2.50 in H20		P WB(in)= 3.00 in H20		FURNACE P= 0.16 in H20			COAL P= 1.50 in H20					
MILL IN= 537 F		MILL OUT= 147 F		T WB(in)= 447 F			T WB(out)= 478 F			SAMPLE= 1288 F			EXIT 1=1659 F			EXIT 2=1668 F			EXIT 3=1570 F		EXIT 4=1540 F		EXIT 5=1595 F		EXIT 6=1551 F		EXIT(sp)= 1528 F		OFA(sp)=2111 F
SORBENT LBS/HR= 0			SORBENT VELOCITY= 0 FT/SEC				SORBENT AIR FLOW= 0 SCFM						[Ca]/[S]= 0.00			BASELINE													
VALID DATA POINT # 14			ELAPSED TIME, MIN 10				RECORD ON TRK 1						FILE 79																
625	13:40:46	121.7	20332	3986	2414	2949	2256	2533	2409	2935	2195	2427	24024	3986	5205	5131	2414	2533	2409	2427	0.19	0.45	0.70	1.18	3.3	40.0	16.0	270.0	1920.0
														143	443	472	150	548	531	480					0.0	47.5	19.0	320.3	2278.0
0.00	0.0	110.4		624	602	602	606	593	599	601	582	595		59	70	68	66	114	107	102					3.0	40.7	16.3	274.6	1952.5
K-TRON=10500 LBS/HR			SLEEVE = 0 in	IN REG= 145 DEG			OUT REG = 10 DEG			SPREADER = -3 IN			PRI(act)= 63 ft/sec			P WB(out)= 2.50 in H20		P WB(in)= 3.00 in H20		FURNACE P= 0.16 in H20			COAL P= 1.50 in H20					
MILL IN= 577 F		MILL OUT= 148 F		T WB(in)= 443 F			T WB(out)= 472 F			SAMPLE= 1352 F			EXIT 1=1745 F			EXIT 2=1749 F			EXIT 3=1629 F		EXIT 4=1618 F		EXIT 5=1702 F		EXIT 6=1639 F		EXIT(sp)= 1605 F		OFA(sp)=2191 F
SORBENT= VICRON			OFA INJECTION				SORBENT LBS/HR=3547						SORBENT VELOCITY= 55 FT/SEC			SORBENT AIR FLOW= 398 SCFM				[Ca]/[S]= 3.02			T OFA(8ft) 118 F			LIMESTONE INJECTION-8 FT OFA		
VALID DATA POINT # 15			ELAPSED TIME, MIN 10				RECORD ON TRK 1						FILE 80																
630	13:51:06	119.4	19941	3950	2411	2950	2248	2568	2398	2938	2197	2433	24094	3950	5198	5135	2411	2568	2398	2433	0.20	0.46	0.72	1.21	3.7	40.0	16.0	270.0	2080.0
														143	431	468	150	546	528	476					0.0	48.6	19.4	327.7	3398.8
0.00	0.0	110.4		603	599	598	602	589	597	598	577	592		59	69	68	66	115	106	102					3.0	41.6	16.6	280.9	2913.3
K-TRON=10500 LBS/HR			SLEEVE = 0 in	IN REG= 145 DEG			OUT REG = 10 DEG			SPREADER = -3 IN			PRI(act)= 64 ft/sec			P WB(out)= 2.50 in H20		P WB(in)= 3.00 in H20		FURNACE P= 0.16 in H20			COAL P= 1.50 in H20					
MILL IN= 559 F		MILL OUT= 148 F		T WB(in)= 431 F			T WB(out)= 468 F			SAMPLE= 1339 F			EXIT 1=1720 F			EXIT 2=1716 F			EXIT 3=1609 F		EXIT 4=1612 F		EXIT 5=1700 F		EXIT 6=1626 F		EXIT(sp)= 1563 F		OFA(sp)=2192 F
SORBENT LBS/HR= 0			SORBENT VELOCITY= 0 FT/SEC				SORBENT AIR FLOW= 0 SCFM						[Ca]/[S]= 0.00			BASELINE													
VALID DATA POINT # 16			ELAPSED TIME, MIN 10				RECORD ON TRK 1						FILE 81																
653	13:59:32	118.9	19864	3961	2428	2916	2251	2520	2403	2920	2180	2422	24001	3961	5167	5100	2428	2520	2403	2422	0.20	0.46	0.72	1.21	3.7	40.0	16.2	280.0	2040.0
														142	434	467	150	544	527	474					0.0	48.6	19.7	339.9	2476.3
0.00	0.0	110.4		598	595	595	599	585	593	594	573	589		59	69	67	66	113	106	101					3.0	41.6	16.9	291.3	2122.5
K-TRON=10500 LBS/HR			SLEEVE = 0 in	IN REG= 145 DEG			OUT REG = 10 DEG			SPREADER = -3 IN			PRI(act)= 64 ft/sec			P WB(out)= 2.50 in H20		P WB(in)= 3.00 in H20		FURNACE P= 0.16 in H20			COAL P= 1.50 in H20					
MILL IN= 554 F		MILL OUT= 155 F		T WB(in)= 434 F			T WB(out)= 467 F			SAMPLE= 1351 F			EXIT 1=1719 F			EXIT 2=1696 F			EXIT 3=1615 F		EXIT 4=1618 F		EXIT 5=1708 F		EXIT 6=1629 F		EXIT(sp)= 1622 F		OFA(sp)=2186 F
SORBENT= VICRON			OFA INJECTION				SORBENT LBS/HR=2407						SORBENT VELOCITY= 56 FT/SEC			SORBENT AIR FLOW= 307 SCFM				[Ca]/[S]= 2.10			T OFA(8ft) 131 F			LIMESTONE INJECTION-8 FT OFA		
VALID DATA POINT # 17			ELAPSED TIME, MIN 10				RECORD ON TRK 1						FILE 82																
668	14:20:43	118.3	20066	3949	2417	2948	2271	2535	2407	2954	2197	2432	24109	3949	5219	5150	2417	2535	2407	2432	0.20	0.46	0.72	1.22	3.8	40.0	16.0	280.0	2940.0
														142	439	474	150	548	535	480					0.0	48.6	19.5	341.9	3590.0
0.00	0.0	110.4		604	600	600	602	590	598	599	582	593		59	70	68	66	114	107	102					3.0	41.9	16.7	293.0	3076.7
K-TRON=10500 LBS/HR			SLEEVE = 0 in	IN REG= 145 DEG			OUT REG = 10 DEG			SPREADER = -3 IN			PRI(act)= 64 ft/sec			P WB(out)= 2.50 in H20		P WB(in)= 3.00 in H20		FURNACE P= 0.16 in H20			COAL P= 1.50 in H20					
MILL IN= 558 F		MILL OUT= 157 F		T WB(in)= 439 F			T WB(out)= 474 F			SAMPLE= 1349 F			EXIT 1=1713 F			EXIT 2=1693 F			EXIT 3=1602 F		EXIT 4=1622 F		EXIT 5=1709 F		EXIT 6=1629 F		EXIT(sp)= 1689 F		OFA(sp)=2190 F
SORBENT LBS/HR= 0			SORBENT VELOCITY= 0 FT/SEC				SORBENT AIR FLOW= 0 SCFM						[Ca]/[S]= 0.00			BASELINE													
VALID DATA POINT # 18			ELAPSED TIME, MIN 6				RECORD ON TRK 1						FILE 83																

DATE	05-09-85	TER DIA	11.325
SYSTEM	LWS	SPREADER	4-40R30/8
BURNER	DM8120	OFA LOCATN	8 FT
FUEL	ILLINOIS4	OIL CHECK	4.20

PT#	TIME	LOAD KBTU/HR	TA	PRIM	V-2	V-3	V-4	V-5	V-6	V-7	V-8	V-9	TOTAL	PRIM	SEC1	SEC2	TER1	TER2	TER3	TER4	PRIM	SEC1	SEC2	TOTAL	O2	CO	CO2	NO	SO2
	OIL	CALC	SCFM	FLOW SCFM																	SR (CUM)				MEASURED				
				TEMP (F)																					CORR TO 0% O2				
(V)	LOAD	MEAS																							CORR TO 3% O2				
688	14:29:37	120.9	20198	3902	2421	2937	2257	2614	2414	2934	2203	2449	24132	3902	5194	5137	2421	2614	2414	2449		0.19	0.45	0.70	1.19				
														142	438	472	150	551	535	478					0.0	48.0	19.4	324.0	2976.0
0.00	0.0	110.4		607	601	600	603	591	598	599	582	593		58	70	68	66	110	107	103					3.0	41.1	16.7	277.7	2550.9
K-TRON=10500 LBS/HR			SLEEVE =	0 in	IN REG= 145 DEG		OUT REG = 10 DEG		SPREADER = -3 IN		PRI(act)= 63 ft/sec		P WB(out)= 2.50	in H2O	P WB(in)= 3.00	in H2O	FURNACE P= 0.16	in H2O	COAL P= 1.50	in H2O								
MILL IN= 559 F		MILL OUT= 147 F		T WB(in)= 438 F		T WB(out)= 472 F		SAMPLE= 1362 F		EXIT 1=1722 F		EXIT 2=1700 F		EXIT 3=1687 F		EXIT 4=1633 F		EXIT 5=1727 F		EXIT 6=1647 F		EXIT(sp)= 1610 F		OFA(sp)=2209 F					
SORBENT= VICRON			OFA INJECTION		SORBENT LBS/HR=1234			SORBENT VELOCITY= 55 FT/SEC			SORBENT AIR FLOW= 303 SCFM		(Ca)/(S)= 1.06		T OFA(8ft) 129 F		LIMESTONE INJECTION-8 FT OFA											
VALID DATA POINT # 19			ELAPSED TIME, MIN 7		RECORD ON TRK 1		FILE 84																						
713	14:54:17	120.7	20162	3921	2424	2954	2243	2578	2405	2944	2194	2433	24089	3921	5198	5137	2424	2578	2405	2433		0.19	0.45	0.71	1.19				
														142	436	471	150	564	532	479					0.0	42.0	19.4	324.0	3600.0
0.00	0.0	110.4		599	599	599	601	589	597	597	588	591		59	70	68	66	110	107	102					3.0	36.0	16.7	277.7	3085.7
K-TRON=10500 LBS/HR			SLEEVE =	0 in	IN REG= 145 DEG		OUT REG = 10 DEG		SPREADER = -3 IN		PRI(act)= 63 ft/sec		P WB(out)= 2.50	in H2O	P WB(in)= 3.00	in H2O	FURNACE P= 0.16	in H2O	COAL P= 1.50	in H2O								
MILL IN= 552 F		MILL OUT= 155 F		T WB(in)= 436 F		T WB(out)= 471 F		SAMPLE= 1352 F		EXIT 1=1687 F		EXIT 2=1671 F		EXIT 3=1589 F		EXIT 4=1608 F		EXIT 5=1693 F		EXIT 6=1619 F		EXIT(sp)= 252 F		OFA(sp)=2181 F					
SORBENT LBS/HR= 0			SORBENT VELOCITY= 0 FT/SEC			SORBENT AIR FLOW= 0 SCFM			(Ca)/(S)= 0.00			BASELINE																	
VALID DATA POINT # 20			ELAPSED TIME, MIN 8		RECORD ON TRK 1		FILE 85																						
744	15:13:58	120.0	20046	3913	2419	2956	2247	2464	2390	2936	2185	2448	23958	3913	5203	5121	2419	2464	2390	2448		0.20	0.45	0.71	1.19				
														143	435	472	150	562	532	481					0.0	36.0	19.3	324.0	3600.0
0.00	0.0	110.4		611	602	602	606	594	600	601	582	595		59	70	68	66	113	106	103					3.0	38.9	16.6	277.7	3085.7
K-TRON=10500 LBS/HR			SLEEVE =	0 in	IN REG= 145 DEG		OUT REG = 10 DEG		SPREADER = -3 IN		PRI(act)= 63 ft/sec		P WB(out)= 2.50	in H2O	P WB(in)= 3.00	in H2O	FURNACE P= 0.16	in H2O	COAL P= 1.50	in H2O								
MILL IN= 567 F		MILL OUT= 151 F		T WB(in)= 435 F		T WB(out)= 472 F		SAMPLE= 1356 F		EXIT 1=1702 F		EXIT 2=1673 F		EXIT 3=1585 F		EXIT 4=1622 F		EXIT 5=1721 F		EXIT 6=1631 F		EXIT(sp)= 1561 F		OFA(sp)=2221 F					
SORBENT LBS/HR= 0			SORBENT VELOCITY= 0 FT/SEC			SORBENT AIR FLOW= 0 SCFM			(Ca)/(S)= 0.00			BASELINE 19FT. OFA																	
VALID DATA POINT # 21			ELAPSED TIME, MIN 8		RECORD ON TRK 1		FILE 86																						
778	15:29:27	121.6	20308	3934	2421	2942	2238	2484	2399	2939	2197	2442	23995	3934	5179	5136	2421	2484	2399	2442		0.19	0.45	0.70	1.18				
														143	436	475	150	561	536	488					0.0	41.5	19.2	320.3	1898.3
0.00	0.0	110.4		609	602	602	605	593	599	601	582	594		59	69	68	66	113	107	103					3.0	35.6	16.5	274.6	1627.1
K-TRON=10500 LBS/HR			SLEEVE =	0 in	IN REG= 145 DEG		OUT REG = 10 DEG		SPREADER = -3 IN		PRI(act)= 63 ft/sec		P WB(out)= 2.50	in H2O	P WB(in)= 3.00	in H2O	FURNACE P= 0.16	in H2O	COAL P= 1.50	in H2O								
MILL IN= 565 F		MILL OUT= 148 F		T WB(in)= 436 F		T WB(out)= 475 F		SAMPLE= 1384 F		EXIT 1=1729 F		EXIT 2=1701 F		EXIT 3=1637 F		EXIT 4=1661 F		EXIT 5=1771 F		EXIT 6=1674 F		EXIT(sp)= 1675 F		OFA(sp)=2260 F					
SORBENT= Ca(OH)2			OFA INJECTION		SORBENT LBS/HR=2925			SORBENT VELOCITY= 91 FT/SEC			SORBENT AIR FLOW= 308 SCFM		(Ca)/(S)= 3.26		T OFA(8ft) 498 F		SORBENT INJECTION-19 FT. OFA PORT											
VALID DATA POINT # 22			ELAPSED TIME, MIN 10		RECORD ON TRK 1		FILE 87																						
786	15:44:01	119.0	19879	3958	2409	2938	2238	2507	2410	2939	2191	2439	24019	3958	5168	5129	2409	2507	2410	2439		0.20	0.46	0.72	1.21				
														140	442	478	150	563	531	479					0.0	42.5	19.4	327.7	3566.9
0.00	0.0	110.4		609	601	601	604	592	599	600	582	593		59	70	68	66	115	107	102					3.0	36.4	16.6	280.9	3058.9
K-TRON=10500 LBS/HR			SLEEVE =	0 in	IN REG= 145 DEG		OUT REG = 10 DEG		SPREADER = -3 IN		PRI(act)= 63 ft/sec		P WB(out)= 2.50	in H2O	P WB(in)= 3.00	in H2O	FURNACE P= 0.16	in H2O	COAL P= 1.50	in H2O								
MILL IN= 576 F		MILL OUT= 146 F		T WB(in)= 442 F		T WB(out)= 470 F		SAMPLE= 1365 F		EXIT 1=1709 F		EXIT 2=1691 F		EXIT 3=1608 F		EXIT 4=1635 F		EXIT 5=1986 F		EXIT 6=1631 F		EXIT(sp)= 377 F		OFA(sp)=2224 F					
SORBENT LBS/HR= 0			SORBENT VELOCITY= 0 FT/SEC			SORBENT AIR FLOW= 0 SCFM			(Ca)/(S)= 0.00			BASELINE																	
VALID DATA POINT # 23			ELAPSED TIME, MIN 8		RECORD ON TRK 1		FILE 88																						
823	15:58:28	119.6	19982	3919	2408	2964	2239	2365	2401	2946	2193	2440	23874	3919	5203	5139	2408	2365	2401	2440		0.20	0.46	0.71	1.19				
														143	436	471	150	556	532	480					0.0	42.0	19.4	324.0	2112.0
0.00	0.0	110.4		609	601	600	603	591	598	599	581	593		59	70	68	66	107	106	103					3.0	36.0	16.7	277.7	1810.3
K-TRON=10500 LBS/HR			SLEEVE =	0 in	IN REG= 145 DEG		OUT REG = 10 DEG		SPREADER = -3 IN		PRI(act)= 63 ft/sec		P WB(out)= 2.50	in H2O	P WB(in)= 3.00	in H2O	FURNACE P= 0.16	in H2O	COAL P= 1.50	in H2O								
MILL IN= 562 F		MILL OUT= 148 F		T WB(in)= 436 F		T WB(out)= 471 F		SAMPLE= 1394 F		EXIT 1=1725 F		EXIT 2=1707 F		EXIT 3=1638 F		EXIT 4=1664 F		EXIT 5=1953 F		EXIT 6=1675 F		EXIT(sp)= 1692 F		OFA(sp)=2250 F					
SORBENT= Ca(OH)2			OFA INJECTION		SORBENT LBS/HR=1911			SORBENT VELOCITY= 111 FT/SEC			SORBENT AIR FLOW= 303 SCFM		(Ca)/(S)= 2.16		T OFA(8ft) 729 F		LIME INJECTION-19 FT. OFA PORT											
VALID DATA POINT # 24			ELAPSED TIME, MIN 10		RECORD ON TRK 1		FILE 89																						

DATE	: 05-09-85		TER DIA	: 11.375	
SYSTEM	: LWB		SPREADER	: 4-4630/8	
BURNER	: DMB1.20		OFA LOCATN	: 19 ft	
FUEL	: ILLINOIS4		OIL CHECK	: 4.20	

PT#	TIME	LOAD MBTU/HR	TA	PRIM	V-2	V-3	V-4	V-5	V-6	V-7	V-8	V-9	TOTAL	PRIM	SEC1	SEC2	TER1	TER2	TER3	TER4	PRIM	SEC1	SEC2	TOTAL	O2	CO	CO2 MEASURED	NO	SO2
	OIL	CALC		FLOW SCFM													TEMP (F)				SR (CUM)						CORR TO 0% O2		
(V)	LOAD	MEAS	SCFM	TEMP (F)													VELOCITY (FT/SEC)										CORR TO 3% O2		
931	16:57:47	120.0	20105	3929	2407	2925	2243	2405	2387	2937	2195	2423	23850	3929	5168	5131	2407	2405	2387	2423	0.19	0.45	0.70	1.18	3.3	35.0	16.2	270.0	2240.0
														146	456	481	150	552	545	501					0.0	41.5	19.2	320.3	2657.6
0.00	0.0	118.4		611	604	605	607	597	601	602	584	596		59	71	69	66	109	107	104					3.0	35.6	16.5	274.6	2278.0

K-TRON=10500 LBS/HR SLEEVE = 0 in IN REG= 145 DEG OUT REG = 10 DEG SPREADER = -3 IN PRI(act)= 64 ft/sec P WB(out)= 2.50 in H20 P WB(in)= 3.00 in H20 FURNACE P= 0.16 in H20 COAL P= 1.50 in H20
MILL IN= 563 F MILL OUT= 150 F T WB(in)= 456 F T WB(out)= 481 F SAMPLE= 1411 F EXIT 1=1741 F EXIT 2=1734 F EXIT 3=1638 F EXIT 4=1683 F EXIT 5=1968 F EXIT 6=1686 F EXIT(sp)= 1697 F OFA(sp)=2289 F
SORBENT= Ca(OH)2 OFA INJECTION SORBENT LBS/HR=1003 SORBENT VELOCITY= 90 FT/SEC SORBENT AIR FLOW= 303 SCFM (Ca)/(S)= 1.12 T OFA(Bft) 593 F LIME INJECTION-19 FT. OFA PORT
VALID DATA POINT # 25 ELAPSED TIME, MIN 10 RECORD ON TRK 1 FILE 90

PT#	TIME	LOAD MBTU/HR	TA	PRIM	V-2	V-3	V-4	V-5	V-6	V-7	V-8	V-9	TOTAL	PRIM	SEC1	SEC2	TER1	TER2	TER3	TER4	PRIM	SEC1	SEC2	TOTAL	O2	CO	CO2 MEASURED	NO	SO2
	OIL	CALC		FLOW SCFM													TEMP (F)				SR (CUM)						CORR TO 0% O2		
(V)	LOAD	MEAS	SCFM	TEMP (F)													VELOCITY (FT/SEC)										CORR TO 3% O2		
930	17:10:57	118.8	19850	3950	2411	2922	2254	2510	2383	2932	2193	2428	23985	3950	5176	5126	2411	2510	2383	2428	0.20	0.46	0.72	1.21	3.7	35.0	16.1	270.0	2880.0
														147	451	483	150	553	548	502					0.0	42.5	19.5	327.7	3496.8
0.00	0.0	118.4		609	606	606	607	599	602	602	584	596		60	70	69	66	114	107	104					3.0	36.4	16.8	280.9	2996.1

K-TRON=10500 LBS/HR SLEEVE = 0 in IN REG= 145 DEG OUT REG = 10 DEG SPREADER = -3 IN PRI(act)= 64 ft/sec P WB(out)= 2.50 in H20 P WB(in)= 3.00 in H20 FURNACE P= 0.16 in H20 COAL P= 1.50 in H20
MILL IN= 564 F MILL OUT= 156 F T WB(in)= 451 F T WB(out)= 483 F SAMPLE= 1399 F EXIT 1=1719 F EXIT 2=1715 F EXIT 3=1614 F EXIT 4=1661 F EXIT 5=1963 F EXIT 6=1657 F EXIT(sp)= 1653 F OFA(sp)=2274 F
SORBENT LBS/HR= 0 SORBENT VELOCITY= 0 FT/SEC SORBENT AIR FLOW= 0 SCFM (Ca)/(S)= 0.00 BASELINE
VALID DATA POINT # 26 ELAPSED TIME, MIN 0 RECORD ON TRK 1 FILE 91

DATE	05-10-95	TER DIA	11.325
SYSTEM	LOWS	SPREADER	4-4030/8
BURNER	DMI120	OFA LOCATN	19 FT
FUEL	ILLINOIS4	OIL CHECK	3.67

PT#	TIME	LOAD MBTU/HR CALC	TA SCFM	PRIM	V-2	V-3	V-4	V-5	V-6	V-7	V-8	V-9	TOTAL	PRIM	SEC1	SEC2	TER1	TER2	TER3	TER4	PRIM	SEC1	SEC2	TOTM	O2	CO	CO2	NO	SO2
	OIL			FLOW SCFM													FLOW SCFM				SR (CUM)				MEASURED				
(P)	LOAD	MEAS		TEMP (F)													TEMP (F)								CORR TO 0% O2				
				VELOCITY (FT/SEC)																					CORR TO 3% O2				
186	10:13:30	119.6	19980	3950	2639	2519	2638	2343	2484	2860	2169	2270	23872	3950	5157	5028	2639	2343	2484	2270	0.20	0.46	0.71	1.19	3.5	40.0	15.0	250.0	2920.0
														145	421	442	488	511	496	447					0.0	48.0	18.0	308.0	3504.0
0.00	0.0	111.5		608	554	552	560	548	550	551	535	545		59	68	64	112	102	106	92					3.0	41.1	15.4	257.1	3003.4
K-TRON=10600 LBS/HR			SLEEVE = 0 in	IN REG= 145 DEG			OUT REG = 10 DEG			SPREADER = -3 IN			PRI(act)= 0 ft/sec			P WB(out)= 3.00	in H2O	P WB(in)= 2.20	in H2O	FURNACE P= 0.20	in H2O	COAL P= 1.50	in H2O					
MILL IN= 565 F		MILL OUT= 150 F		T WB(in)= 421 F			T WB(out)= 442 F			SAMPLE= ---- F			EXIT 1=1675 F			EXIT 2=1655 F			EXIT 3=1588 F	EXIT 4=1632 F		EXIT 5=---- F		EXIT 6=1649 F		EXIT(sp)= 1656 F		OFA(sp)=2178 F
SORBENT LBS/HR= 0			SORBENT VELOCITY= 0 FT/SEC				SORBENT AIR FLOW= 0 SCFM						[Ca]/[S]= 0.00			SORBENT INJECTION-BASELINE STAGED													
VALID DATA POINT 0 1			ELAPSED TIME, MIN 8				RECORD ON TRK 1						FILE 92																
315	11:37:36	124.7	20837	3955	2631	2519	2666	2439	2490	2868	2156	2620	24351	3955	5185	5023	2631	2439	2490	2620	0.19	0.44	0.68	1.17	3.1	40.0	14.8	260.0	1800.0
														143	405	421	468	498	474	427					0.0	46.9	17.4	305.0	2111.7
0.00	0.0	111.5		600	530	529	536	519	528	530	511	525		59	67	63	109	104	104	104					3.0	40.2	14.9	261.5	1810.1
K-TRON=10600 LBS/HR			SLEEVE = 0 in	IN REG= 145 DEG			OUT REG = 10 DEG			SPREADER = -3 IN			PRI(act)= 0 ft/sec			P WB(out)= 3.00	in H2O	P WB(in)= 2.20	in H2O	FURNACE P= 0.20	in H2O	COAL P= 1.50	in H2O					
MILL IN= 557 F		MILL OUT= 157 F		T WB(in)= 405 F			T WB(out)= 421 F			SAMPLE= ---- F			EXIT 1=1744 F			EXIT 2=1714 F			EXIT 3=1655 F	EXIT 4=1705 F		EXIT 5=---- F		EXIT 6=1736 F		EXIT(sp)= 1711 F		OFA(sp)=2255 F
SORBENT=GENSTAR			OFA INJECTION				SORBENT LBS/HR=1618						SORBENT VELOCITY= 61 FT/SEC			SORBENT AIR FLOW= 302 SCFM				[Ca]/[S]= 1.03				T OFA(19ft)= 135 F			TYPE-S INJECTION-19 FT. OFA		
VALID DATA POINT 0 3			ELAPSED TIME, MIN 8				RECORD ON TRK 0						FILE 9																
354	12:01:53	121.8	20339	3974	2629	2512	2664	2239	2508	2877	2131	2640	24166	3974	5177	5007	2629	2239	2508	2640	0.20	0.45	0.70	1.19	3.4	40.0	15.5	250.0	2140.0
														144	395	415	459	481	470	418					0.0	47.7	18.5	298.3	2553.4
0.00	0.0	111.5		599	522	522	528	509	521	524	503	519		60	66	62	108	94	104	104					3.0	40.9	15.9	255.7	2188.6
K-TRON=10600 LBS/HR			SLEEVE = 0 in	IN REG= 145 DEG			OUT REG = 10 DEG			SPREADER = -3 IN			PRI(act)= 0 ft/sec			P WB(out)= 3.00	in H2O	P WB(in)= 2.20	in H2O	FURNACE P= 0.20	in H2O	COAL P= 1.50	in H2O					
MILL IN= 558 F		MILL OUT= 154 F		T WB(in)= 395 F			T WB(out)= 415 F			SAMPLE= 1413 F			EXIT 1=1747 F			EXIT 2=1720 F			EXIT 3=1653 F	EXIT 4=1701 F		EXIT 5=---- F		EXIT 6=1743 F		EXIT(sp)= 1769 F		OFA(sp)=2253 F
SORBENT=GENSTAR			OFA INJECTION				SORBENT LBS/HR=1036						SORBENT VELOCITY= 60 FT/SEC			SORBENT AIR FLOW= 301 SCFM				[Ca]/[S]= 0.67				T OFA(19ft)= 130 F			TYPE-S INJECTION @ 19 FT.OFA		
VALID DATA POINT 0 4			ELAPSED TIME, MIN 10				RECORD ON TRK 0						FILE 10																
384	12:30:13	121.6	20309	4009	2634	2520	2664	2518	2508	2885	2143	2658	24539	4009	5184	5028	2634	2518	2508	2658	0.20	0.45	0.70	1.21	3.7	40.0	15.0	265.0	2940.0
														142	393	413	457	484	465	416					0.0	48.6	18.2	321.7	3568.8
0.00	0.0	111.5		587	519	518	524	506	519	522	500	514		60	66	62	108	106	104	104					3.0	41.6	15.6	275.7	3059.0
K-TRON=10600 LBS/HR			SLEEVE = 0 in	IN REG= 145 DEG			OUT REG = 10 DEG			SPREADER = -3 IN			PRI(act)= 0 ft/sec			P WB(out)= 3.00	in H2O	P WB(in)= 2.20	in H2O	FURNACE P= 0.20	in H2O	COAL P= 1.50	in H2O					
MILL IN= 546 F		MILL OUT= 155 F		T WB(in)= 393 F			T WB(out)= 413 F			SAMPLE= 1418 F			EXIT 1=1749 F			EXIT 2=1739 F			EXIT 3=1657 F	EXIT 4=1694 F		EXIT 5=---- F		EXIT 6=1747 F		EXIT(sp)= 1733 F		OFA(sp)=2240 F
SORBENT LBS/HR= 0			SORBENT VELOCITY= 0 FT/SEC				SORBENT AIR FLOW= 0 SCFM						[Ca]/[S]= 0.00			SORBENT INJECTION BASELINE-STAGED													
VALID DATA POINT 0 5			ELAPSED TIME, MIN 8				RECORD ON TRK 1						FILE 95																
442	12:54:22	121.7	20329	4003	2629	2509	2654	2374	2509	2874	2103	2633	24288	4003	5163	4978	2629	2374	2509	2633	0.20	0.45	0.70	1.19	3.5	40.0	15.0	280.0	2200.0
														145	400	414	461	489	468	418					0.0	48.0	18.0	336.0	2640.0
0.00	0.0	111.5		592	523	521	529	508	523	525	503	518		60	66	62	108	101	104	103					3.0	41.1	15.4	288.0	2262.9
K-TRON=10600 LBS/HR			SLEEVE = 0 in	IN REG= 145 DEG			OUT REG = 10 DEG			SPREADER = -3 IN			PRI(act)= 0 ft/sec			P WB(out)= 2.50	in H2O	P WB(in)= 3.50	in H2O	FURNACE P= 0.20	in H2O	COAL P= 1.50	in H2O					
MILL IN= 553 F		MILL OUT= 153 F		T WB(in)= 400 F			T WB(out)= 414 F			SAMPLE= 1485 F			EXIT 1=1763 F			EXIT 2=1754 F			EXIT 3=1670 F	EXIT 4=1713 F		EXIT 5=---- F		EXIT 6=1755 F		EXIT(sp)= 1777 F		OFA(sp)=2241 F
SORBENT= VICRON			MILL INJECTION				SORBENT LBS/HR=2366						SORBENT VELOCITY= 60 FT/SEC			SORBENT AIR FLOW= 301 SCFM				[Ca]/[S]= 2.02				LIMESTONE INJECTION-MILL					
VALID DATA POINT 0 6			ELAPSED TIME, MIN 10				RECORD ON TRK 0						FILE 11																
469	13:18:51	119.8	20812	3987	2631	2499	2660	2296	2521	2876	2112	2680	24181	3987	5158	4988	2631	2296	2521	2680	0.20	0.45	0.70	1.21	3.7	40.0	15.0	290.0	1800.0
														143	398	414	459	487	466	417					0.0	48.6	18.2	352.0	2185.0
0.00	0.0	111.5		598	521	520	527	504	521	525	502	515		59	66	62	108	97	104	105					3.0	41.6	15.6	301.7	1872.8
K-TRON=10600 LBS/HR			SLEEVE = 0 in	IN REG= 145 DEG			OUT REG = 10 DEG			SPREADER = -3 IN			PRI(act)= 0 ft/sec			P WB(out)= 2.50	in H2O	P WB(in)= 3.50	in H2O	FURNACE P= 0.20	in H2O	COAL P= 1.50	in H2O					
MILL IN= 555 F		MILL OUT= 159 F		T WB(in)= 398 F			T WB(out)= 414 F			SAMPLE= 1509 F			EXIT 1=1746 F			EXIT 2=1738 F			EXIT 3=1650 F	EXIT 4=1698 F		EXIT 5=---- F		EXIT 6=1767 F		EXIT(sp)= 1671 F		OFA(sp)=2230 F
SORBENT= VICRON			MILL INJECTION				SORBENT LBS/HR=3532						SORBENT VELOCITY= 59 FT/SEC			SORBENT AIR FLOW= 301 SCFM				[Ca]/[S]= 3.06				LIMESTONE INJECTION-MILL					
VALID DATA POINT 0 7			ELAPSED TIME, MIN 10				RECORD ON TRK 0						FILE 12																

DATE	05-10-95		TER DIA	11.375	
SYSTEM	LWS		SPREADER	4-4930/8	
BURNER	DMB1220		OFA LOCATN	NONE	
FUEL	ILLINOIS4		OIL CHECK	3.67	

PT#	TIME	LOAD	PRIM	V-2	V-3	V-4	V-5	V-6	V-7	V-8	V-9	TOTAL	PRIM	SEC1	SEC2	TER1	TER2	TER3	TER4	PRIM	SEC1	SEC2	TOTAL	O2	CO	CO2	NO	SO2
	OIL	MBTU/HR	FLOW SCFM													FLOW SCFM				SR (CUM)				MEASURED				
		CALC														TEMP (F)								CORR TO 0% O2				
(F)	LOAD	MEAS	TEMP (F)													VELOCITY (FT/SEC)								CORR TO 3% O2				
481	13:37:57	121.3	20263	3774	2487	2538	2779	2070	2396	3110	2375	2547	24076	3774	5317	5485	2487	2070	2396	2547		0.19	0.45	0.72	1.19		3.4	35.0	15.4	275.0	2920.0
														142	455	467	516	544	524	464							0.0	41.0	18.4	328.1	3484.1
0.00	0.0	111.5		608	591	588	597	564	598	596	568	582		57	73	72	188	93	185	185							3.0	35.8	15.8	281.3	2986.4
K-TRON=10600 LBS/HR			SLEEVE = 0 in		IN REG= 145 DEG			OUT REG = 10 DEG			SPREADER = -3 IN			PRI(act)= 0 ft/sec			P WB(out)= 2.50 in H2O			P WB(in)= 3.50 in H2O		FURNACE P= 0.20 in H2O			COAL P= 1.50 in H2O					
MILL IN= 565 F		MILL OUT= 164 F		T WB(in)= 455 F			T WB(out)= 467 F			SAMPLE= 1447 F			EXIT 1=1760 F			EXIT 2=1788 F			EXIT 3=1681 F		EXIT 4=1707 F		EXIT 5=1751 F		EXIT 6=1741 F		EXIT(sp)= 1767 F		OFA(sp)=2283 F	
SORBENT LBS/HR= 0		SORBENT VELOCITY= 0 FT/SEC				SORBENT AIR FLOW= 0 SCFM					(Ca)/(S)= 0.00			LIMESTONE INJECTION BASELINE-STAGED																
VALID DATA POINT 0 8		ELAPSED TIME, MIN 10				RECORD ON TRK 1				FILE 98																		
525	14:06:46	119.0	19877	4177	419	4389	4707	357	316	4317	4437	629	23748	4177	9096	8754	419	357	316	629		0.21	0.67	1.11	1.19		3.5	40.0	15.2	530.0	2880.0
														146	496	508	372	399	469	371							0.0	48.0	18.2	636.0	3360.0
0.00	0.0	111.5		578	580	602	607	582	522	601	585	550		63	138	119	16	14	13	23							3.0	41.1	15.6	545.1	2830.0
K-TRON=10600 LBS/HR			SLEEVE = 0 in		IN REG= 145 DEG			OUT REG = 10 DEG			SPREADER = -3 IN			PRI(act)= 0 ft/sec			P WB(out)= 6.00 in H2O			P WB(in)= 9.50 in H2O		FURNACE P= 0.20 in H2O			COAL P= 1.50 in H2O					
MILL IN= 545 F		MILL OUT= 156 F		T WB(in)= 496 F			T WB(out)= 508 F			SAMPLE= 1440 F			EXIT 1=1782 F			EXIT 2=1778 F			EXIT 3=1718 F		EXIT 4=1775 F		EXIT 5=1759 F		EXIT 6=1756 F		EXIT(sp)= 1863 F		OFA(sp)=2229 F	
SORBENT LBS/HR= 0		SORBENT VELOCITY= 0 FT/SEC				SORBENT AIR FLOW= 0 SCFM					(Ca)/(S)= 0.00			BASELINE UNSTAGED																
VALID DATA POINT 0 9		ELAPSED TIME, MIN 8				RECORD ON TRK 1				FILE 99																		
581	14:45:02	100.0	16701	4028	389	3344	3419	0	304	4072	3993	630	20179	4028	6763	8065	389	0	304	630		0.24	0.65	1.13	1.21		3.7	35.0	15.0	470.0	2880.0
														150	476	504	372	389	475	372							0.0	42.5	18.2	570.5	3496.0
0.00	0.0	94.6		591	584	611	619	588	518	617	599	560		61	94	110	14	0	13	23							3.0	36.4	15.6	489.0	2996.5
K-TRON= 9800 LBS/HR			SLEEVE = 0 in		IN REG= 145 DEG			OUT REG = 10 DEG			SPREADER = -3 IN			PRI(act)= 0 ft/sec			P WB(out)= 6.00 in H2O			P WB(in)= 9.50 in H2O		FURNACE P= 0.20 in H2O			COAL P= 1.50 in H2O					
MILL IN= 548 F		MILL OUT= 164 F		T WB(in)= 476 F			T WB(out)= 504 F			SAMPLE= 1073 F			EXIT 1=1676 F			EXIT 2=1665 F			EXIT 3=1616 F		EXIT 4=1657 F		EXIT 5=1655 F		EXIT 6=1660 F		EXIT(sp)= 1784 F		OFA(sp)=2144 F	
SORBENT LBS/HR= 0		SORBENT VELOCITY= 0 FT/SEC				SORBENT AIR FLOW= 0 SCFM					(Ca)/(S)= 0.00			TURNDOWN @ 100 MW-UNSTAGED																
VALID DATA POINT 0 10		ELAPSED TIME, MIN 10				RECORD ON TRK 1				FILE 100																		
638	15:25:52	81.3	13578	4234	485	2217	2145	430	331	3161	2615	685	16223	4234	4362	5776	485	430	331	685		0.31	0.63	1.06	1.19		3.5	40.0	15.4	470.0	3020.0
														158	458	502	384	395	488	378							0.0	48.0	18.5	564.0	3624.0
0.00	0.0	73.6		544	522	618	628	522	539	635	618	579		65	59	79	15	16	14	26							3.0	41.1	15.8	483.4	3106.3
K-TRON= 7000 LBS/HR			SLEEVE = 0 in		IN REG= 145 DEG			OUT REG = 10 DEG			SPREADER = -3 IN			PRI(act)= 0 ft/sec			P WB(out)= 2.50 in H2O			P WB(in)= 2.00 in H2O		FURNACE P= 1.00 in H2O			COAL P= 1.50 in H2O					
MILL IN= 507 F		MILL OUT= 195 F		T WB(in)= 458 F			T WB(out)= 502 F			SAMPLE= 794 F			EXIT 1=1581 F			EXIT 2=1559 F			EXIT 3=1566 F		EXIT 4=1574 F		EXIT 5=1583 F		EXIT 6=1561 F		EXIT(sp)= 1759 F		OFA(sp)=2070 F	
SORBENT LBS/HR= 0		SORBENT VELOCITY= 0 FT/SEC				SORBENT AIR FLOW= 0 SCFM					(Ca)/(S)= 0.00			TURNDOWN @ 80 MW-UNSTAGED																
VALID DATA POINT 0 11		ELAPSED TIME, MIN 10				RECORD ON TRK 1				FILE 1																		
671	15:50:37	64.7	10807	4010	419	1546	1519	0	334	2535	1993	704	13058	4010	3065	4528	419	0	334	704		0.37	0.65	1.07	1.21		3.7	35.0	15.4	4200	2960.0
														158	445	499	488	418	503	398							0.0	42.5	18.7	5098	3593.1
0.00	0.0	58.9		492	542	620	635	533	555	648	616	598		62	41	62	16	0	14	27							3.0	36.4	16.0	4320	3879.8
K-TRON= 5600 LBS/HR			SLEEVE = 0 in		IN REG= 145 DEG			OUT REG = 10 DEG			SPREADER = -3 IN			PRI(act)= 0 ft/sec			P WB(out)= 2.00 in H2O			P WB(in)= 1.50 in H2O		FURNACE P= 1.00 in H2O			COAL P= 1.50 in H2O					
MILL IN= 465 F		MILL OUT= 182 F		T WB(in)= 445 F			T WB(out)= 499 F			SAMPLE= 1116 F			EXIT 1=1476 F			EXIT 2=1463 F			EXIT 3=1465 F		EXIT 4=1454 F		EXIT 5=1495 F		EXIT 6=1489 F		EXIT(sp)= 1640 F		OFA(sp)=1981 F	
SORBENT LBS/HR= 0		SORBENT VELOCITY= 0 FT/SEC				SORBENT AIR FLOW= 0 SCFM					(Ca)/(S)= 0.00			TURNDOWN @ 65 MW -UNSTAGED																
VALID DATA POINT 0 12		ELAPSED TIME, MIN 8				RECORD ON TRK 1				FILE 102																		
710	16:19:05	66.5	11112	3784	1161	1432	1307	1048	981	2189	386	1143	13352	3784	2738	2575	1161	1048	981	1143		0.33	0.58	0.81	1.20		3.6	35.0	15.4	315.0	3800.0
														157	435	437	507	529	528	431							0.0	42.2	18.6	380.2	3620.7
0.00	0.0	58.9		531	620	619	633	560	620	646	552	618		57	37	33	50	46	43	46							3.0	36.2	15.9	325.9	3103.4
K-TRON= 5600 LBS/HR			SLEEVE = 0 in		IN REG= 145 DEG			OUT REG = 10 DEG			SPREADER = -3 IN			PRI(act)= 0 ft/sec			P WB(out)= 1.00 in H2O			P WB(in)= 1.00 in H2O		FURNACE P= 1.00 in H2O			COAL P= 1.50 in H2O					
MILL IN= 496 F		MILL OUT= 178 F		T WB(in)= 435 F			T WB(out)= 437 F			SAMPLE= 1074 F			EXIT 1=1431 F			EXIT 2=1412 F			EXIT 3=1413 F		EXIT 4=1414 F		EXIT 5=---- F		EXIT 6=1441 F		EXIT(sp)= 1541 F		OFA(sp)=1947 F	
SORBENT LBS/HR= 0		SORBENT VELOCITY= 0 FT/SEC				SORBENT AIR FLOW= 0 SCFM					(Ca)/(S)= 0.00			TURNDOWN @ 65 MW-STAGED																
VALID DATA POINT 0 13		ELAPSED TIME, MIN 5				RECORD ON TRK 1				FILE 103																		

DATE	:	05-10-85	TER DIA	:	1.1.375
SYSTEM	:	LWBS	SPREADER	:	4-4030/8
BURNER	:	DMB1.20	OFA LOCATN	:	NONE
FUEL	:	ILLINOIS4	OIL CHECK	:	3.67

PT#	TIME	LOAD MBTU/HR CALC	TA SCFM	PRIM	V-2	V-3	V-4	V-5	V-6	V-7	V-8	V-9	TOTAL	PRIM	SEC1	SEC2	TER1	TER2	TER3	TER4	PRIM	SEC1	SEC2	TOTAL	O2	CO	CO2	H0	SO2
		OIL							FLOW SCFM								FLOW SCFM					SR (CUM)					MEASURED		
(V)	LOAD	MEAS							TEMP (F)								VELOCITY (FT/SEC)										CORR TO 0% OI CORR TO 3% 02		
758	16:49:21	65.1	10879	3833	1245	973	836	1488	1412	1631	412	1184	12855	3833	1809	2044	1245	1488	1412	1184	0.35	0.52	0.71	1.18	3.3	48.8	15.8	388.8	2968.8
														156	483	412	514	559	532	457					0.8	47.5	18.7	355.9	3511.9
0.88	0.8	58.9		482	632	612	618	598	641	648	554	622		59	23	25	54	64	63	45					3.8	48.7	16.1	385.1	3818.2
K-TRON= 5688 LBS/HR			SLEEVE =	8 in	IN REG= 145 DEG		OUT REG =	18 DEG	SPREADER =	-3 IN	PRI(act)=		8 ft/sec	P WB(out)=	1.88	in H20	P WB(in)=	1.88	in H20	FURNACE P=	1.88	in H20	COAL P=	1.58	in H20					
MILL IN= 452 F			MILL OUT= 181 F		T WB(in)=	483 F		T WB(out)=	412 F		SAMPLE= 1857 F		EXIT 1=1438 F		EXIT 2=1416 F		EXIT 3=1488 F		EXIT 4=1413 F		EXIT 5=---- F		EXIT 6=1445 F		EXIT(sp)= 1575 F		OFA(sp)=1976 F		
SORBENT LBS/HR= 8			SORBENT VELOCITY=	8 FT/SEC		SORBENT AIR FLOW=		8 SCFM	[Ca]/[S]=	8.88		TURNDOWN @ 65 MW -STAGED																	
VALID DATA POINT 8 14			ELAPSED TIME, MIN	6		RECORD ON TRK		1	FILE 184																				
773	17:02:12	66.2	11852	3835	1488	1882	969	1888	1928	1628	445	1829	15862	3835	2851	2865	1488	1888	1928	1829	0.35	0.53	0.72	1.36	5.7	38.8	13.8	335.8	2688.8
														157	487	489	524	574	557	478					8.8	41.2	18.9	459.8	3568.6
8.88	8.8	58.9		493	633	689	628	689	645	645	555	631		59	27	26	65	87	87	76					3.8	35.3	16.2	394.1	3858.8
K-TRON= 5688 LBS/HR			SLEEVE =	8 in	IN REG= 145 DEG		OUT REG =	18 DEG	SPREADER =	-3 IN	PRI(act)=		8 ft/sec	P WB(out)=	8.78	in H20	P WB(in)=	8.78	in H20	FURNACE P=	1.88	in H20	COAL P=	1.58	in H20					
MILL IN= 465 F			MILL OUT= 188 F		T WB(in)=	487 F		T WB(out)=	489 F		SAMPLE= 1181 F		EXIT 1=1419 F		EXIT 2=1393 F		EXIT 3=1489 F		EXIT 4=1484 F		EXIT 5=---- F		EXIT 6=1421 F		EXIT(sp)= 1619 F		OFA(sp)=1898 F		
SORBENT LBS/HR= 8			SORBENT VELOCITY=	8 FT/SEC		SORBENT AIR FLOW=		8 SCFM	[Ca]/[S]=	8.88		EXCESS AIR-TURNDOWN-STAGED																	
VALID DATA POINT 8 15			ELAPSED TIME, MIN	5		RECORD ON TRK		1	FILE 185																				
791	17:14:58	67.3	11239	3928	1878	891	772	1852	1821	1715	469	1842	11961	3928	1663	2184	1878	1852	1821	1842	0.35	0.58	0.69	1.86	1.3	55.8	17.4	238.8	3388.8
														156	488	421	519	543	539	441					8.8	58.6	18.5	245.2	3517.8
8.88	8.8	58.9		498	648	618	622	582	635	668	568	638		68	21	27	47	47	46	42					3.8	58.3	15.9	218.2	3815.2
K-TRON= 5688 LBS/HR			SLEEVE =	8 in	IN REG= 145 DEG		OUT REG =	18 DEG	SPREADER =	-3 IN	PRI(act)=		8 ft/sec	P WB(out)=	8.78	in H20	P WB(in)=	8.78	in H20	FURNACE P=	1.88	in H20	COAL P=	1.58	in H20					
MILL IN= 469 F			MILL OUT= 178 F		T WB(in)=	488 F		T WB(out)=	421 F		SAMPLE= 1834 F		EXIT 1=1456 F		EXIT 2=1438 F		EXIT 3=1379 F		EXIT 4=1417 F		EXIT 5=---- F		EXIT 6=1451 F		EXIT(sp)= 1528 F		OFA(sp)=2887 F		
SORBENT LBS/HR= 8			SORBENT VELOCITY=	8 FT/SEC		SORBENT AIR FLOW=		8 SCFM	[Ca]/[S]=	8.88		EXCESS AIR-TURNDOWN STAGED																	
VALID DATA POINT 8 16			ELAPSED TIME, MIN	6		RECORD ON TRK		1	FILE 14																				

DATE	:	05-11-95	TER DIA	:	11.3295
SYSTEM	:	LIMB	SPREADER	:	4-4@30/8
BURNER	:	DMC120	OFA LOCATN	:	8 ft
FUEL	:	ILLINOIS4	OIL CHECK	:	22.635

PT#	TIME	LOAD MBTU/HR CALC	TA	PRIM	V-2	V-3	V-4	V-5	V-6	V-7	V-8	V-9	TOTAL	PRIM	SEC1	SEC2	TER1	TER2	TER3	TER4	PRIM	SEC1	SEC2	TOTAL	O2	CO	CO2	NO	SO2
OIL				FLOW SCFM													FLOW SCFM										MEASURED		
(%)	LOAD	MEAS	SCFM	TEMP (F)													TEMP (F)					SR (CUM)					CORR TO 0% O2		
																	VELOCITY (FT/SEC)										CORR TO 3% O2		
165	09:30:10	63.2	10557	3873	1276	1013	872	1266	1246	584	1112	1441	12684	3873	1885	1697	1276	1266	1246	1441	0.37	0.55	0.71	1.28	3.6	50.0	15.0	280.0	2880.0
														140	394	448	498	533	524	455					0.0	60.3	18.1	337.9	3475.9
0.00	0.0	57.8		472	603	589	594	593	601	578	575	595		58	24	22	55	56	55	59					3.0	51.7	15.5	289.7	2979.8
K-TRON= 5500 LBS/HR			SLEEVE =	0 in	IN REG= 145 DEG		OUT REG =	10 DEG	SPREADER =	-3 IN	PRI(act)=		0 ft/sec	P WB(out)=	0.70	in H20	P WB(in)=	0.70	in H20	FURNACE P=	0.20	in H20	COAL P=	1.50	in H20					
MILL IN= 438 F		MILL OUT= 148 F		T WB(in)=	394 F		T WB(out)=	440 F		SAMPLE= 1058 F			EXIT 1=1452 F		EXIT 2=1450 F		EXIT 3=1436 F		EXIT 4=1413 F		EXIT 5=1422 F		EXIT 6=1495 F		EXIT(sp)= 1507 F		OFA(sp)=1854 F			
SORBENT LBS/HR= 0		SORBENT VELOCITY=		0 FT/SEC		SORBENT AIR FLOW=		0 SCFM		[Ca]/[S]=		0.00		LOW LOAD BASELINE-STAGED															
VALID DATA POINT #	1	ELAPSED TIME, MIN		10		RECORD ON TRK		0		FILE		15																	
185	09:44:04	65.3	10908	4137	1265	1020	858	1297	1247	598	1123	1415	12960	4137	1878	1721	1265	1297	1247	1415	0.38	0.55	0.71	1.19	3.4	45.0	15.2	285.0	1200.0
														143	399	444	506	538	532	462					0.0	53.7	18.1	340.1	1431.8
0.00	0.0	57.8		458	613	598	604	603	611	588	585	606		62	24	22	55	58	55	58					3.0	46.0	15.5	291.5	1227.3
K-TRON= 5500 LBS/HR			SLEEVE =	0 in	IN REG= 145 DEG		OUT REG =	10 DEG	SPREADER =	-3 IN	PRI(act)=		0 ft/sec	P WB(out)=	0.70	in H20	P WB(in)=	0.70	in H20	FURNACE P=	0.20	in H20	COAL P=	1.50	in H20					
MILL IN= 428 F		MILL OUT= 158 F		T WB(in)=	399 F		T WB(out)=	444 F		SAMPLE= 1091 F			EXIT 1=1465 F		EXIT 2=1467 F		EXIT 3=1471 F		EXIT 4=1446 F		EXIT 5=1469 F		EXIT 6=1533 F		EXIT(sp)= 1600 F		OFA(sp)=1913 F			
SORBENT= Ca(OH)2		OFA INJECTION		SORBENT LBS/HR=1442			SORBENT VELOCITY=	54 FT/SEC		SORBENT AIR FLOW=		302 SCFM		[Ca]/[S]=	2.99		LINE INJECTION @ 8 FT.OFA PORTS												
VALID DATA POINT #	2	ELAPSED TIME, MIN		8		RECORD ON TRK		1		FILE		108																	
229	10:13:03	65.3	10915	4143	1270	1011	891	1401	1244	589	1121	1446	13114	4143	1981	1718	1270	1401	1244	1446	0.38	0.55	0.71	1.20	3.6	45.0	15.0	298.0	1440.0
														144	405	452	516	550	542	469					0.0	54.3	18.1	350.0	1737.9
0.00	0.0	57.8		456	626	609	617	614	624	600	596	620		62	25	22	55	63	56	60					3.0	46.6	15.5	300.0	1489.7
K-TRON= 5500 LBS/HR			SLEEVE =	0 in	IN REG= 145 DEG		OUT REG =	10 DEG	SPREADER =	-3 IN	PRI(act)=		0 ft/sec	P WB(out)=	0.70	in H20	P WB(in)=	0.70	in H20	FURNACE P=	0.20	in H20	COAL P=	1.50	in H20					
MILL IN= 425 F		MILL OUT= 160 F		T WB(in)=	405 F		T WB(out)=	452 F		SAMPLE= 1104 F			EXIT 1=1485 F		EXIT 2=1482 F		EXIT 3=1491 F		EXIT 4=1459 F		EXIT 5=1479 F		EXIT 6=1542 F		EXIT(sp)= 1623 F		OFA(sp)=1940 F			
SORBENT= Ca(OH)2		OFA INJECTION		SORBENT LBS/HR= 979			SORBENT VELOCITY=	54 FT/SEC		SORBENT AIR FLOW=		303 SCFM		[Ca]/[S]=	2.03		T OFA(8ft) 123 F			LIME INJECTION @ 8 FT. OFA PORTS									
VALID DATA POINT #	3	ELAPSED TIME, MIN		10		RECORD ON TRK		1		FILE		109																	
292	10:55:17	63.5	10614	4152	1515	964	705	1316	1246	323	1308	1232	12752	4152	1669	1623	1515	1316	1246	1232	0.39	0.55	0.70	1.28	3.6	35.0	15.4	320.0	2920.0
														147	419	474	528	553	541	445					0.0	42.2	18.6	386.2	3524.1
0.00	0.0	57.8		454	630	617	625	610	626	600	608	623		63	27	22	66	60	56	58					3.0	36.2	15.9	331.0	3020.7
K-TRON= 5500 LBS/HR			SLEEVE =	0 in	IN REG= 145 DEG		OUT REG =	10 DEG	SPREADER =	-3 IN	PRI(act)=		0 ft/sec	P WB(out)=	0.70	in H20	P WB(in)=	0.70	in H20	FURNACE P=	0.20	in H20	COAL P=	1.50	in H20					
MILL IN= 424 F		MILL OUT= 156 F		T WB(in)=	419 F		T WB(out)=	474 F		SAMPLE= 1096 F			EXIT 1=1494 F		EXIT 2=1493 F		EXIT 3=1466 F		EXIT 4=1447 F		EXIT 5=1468 F		EXIT 6=1522 F		EXIT(sp)= 1574 F		OFA(sp)=1863 F			
SORBENT LBS/HR= 0		SORBENT VELOCITY=		0 FT/SEC		SORBENT AIR FLOW=		0 SCFM		[Ca]/[S]=		0.00		LOW LOAD BASELINE-STAGED															
VALID DATA POINT #	4	ELAPSED TIME, MIN		8		RECORD ON TRK		1		FILE		110																	
320	11:18:35	64.6	10788	3995	1502	1075	869	1480	1243	287	1291	1293	13035	3995	1944	1577	1502	1480	1243	1293	0.37	0.55	0.70	1.21	3.7	35.0	15.0	300.0	1720.0
														143	425	475	522	535	541	441					0.0	42.5	18.2	364.2	2087.9
0.00	0.0	57.8		460	629	618	625	607	623	607	608	622		60	26	21	66	66	56	52					3.0	36.4	15.6	312.1	1789.6
K-TRON= 5500 LBS/HR			SLEEVE =	0 in	IN REG= 145 DEG		OUT REG =	10 DEG	SPREADER =	-3 IN	PRI(act)=		0 ft/sec	P WB(out)=	0.70	in H20	P WB(in)=	0.70	in H20	FURNACE P=	0.20	in H20	COAL P=	1.50	in H20					
MILL IN= 430 F		MILL OUT= 155 F		T WB(in)=	425 F		T WB(out)=	475 F		SAMPLE= 1092 F			EXIT 1=1500 F		EXIT 2=1498 F		EXIT 3=1461 F		EXIT 4=1450 F		EXIT 5=1491 F		EXIT 6=1543 F		EXIT(sp)= 1534 F		OFA(sp)=1965 F			
SORBENT= VICRON		OFA INJECTION		SORBENT LBS/HR=1224			SORBENT VELOCITY=	55 FT/SEC		SORBENT AIR FLOW=		302 SCFM		[Ca]/[S]=	1.97		T OFA(8ft) 128 F			LIMESTONE INJECTION @ 8 FT OFA PORTS									
VALID DATA POINT #	5	ELAPSED TIME, MIN		10		RECORD ON TRK		0		FILE		16																	
342	11:36:40	64.3	10745	3973	1505	1087	882	1392	1238	313	1296	1297	12983	3973	1969	1609	1505	1392	1238	1297	0.37	0.55	0.70	1.21	3.7	35.0	15.4	310.0	2880.0
														145	426	477	528	542	544	447					0.0	42.5	18.7	376.3	3496.0
0.00	0.0	57.8		461	629	619	625	609	623	607	608	622		60	26	21	66	62	56	53					3.0	36.4	16.0	322.5	2996.5
K-TRON= 5500 LBS/HR			SLEEVE =	0 in	IN REG= 145 DEG		OUT REG =	10 DEG	SPREADER =	-3 IN	PRI(act)=		0 ft/sec	P WB(out)=	0.70	in H20	P WB(in)=	0.70	in H20	FURNACE P=	0.20	in H20	COAL P=	1.50	in H20					
MILL IN= 431 F		MILL OUT= 152 F		T WB(in)=	426 F		T WB(out)=	477 F		SAMPLE= 1113 F			EXIT 1=1514 F		EXIT 2=1501 F		EXIT 3=1460 F		EXIT 4=1453 F		EXIT 5=1499 F		EXIT 6=1553 F		EXIT(sp)= 1583 F		OFA(sp)=2012 F			
SORBENT LBS/HR= 0		SORBENT VELOCITY=		0 FT/SEC		SORBENT AIR FLOW=		0 SCFM		[Ca]/[S]=		0.00		LOW LOAD BASELINE-STAGED															
VALID DATA POINT #	6	ELAPSED TIME, MIN		8		RECORD ON TRK		1		FILE		112																	

DATE	: 05-11-1995	TER DIA	: 11.3725
SYSTEM	: LWS	SPREADER	: 4-4030/8
BURNER	: DME1220	OFA LOCATN	: 8 FT
FUEL	: ILLINOIS4	OIL CHECK	: 2.65

PT#	TIME	LOAD MBTU/HR CALC	TA MEAS	PRIM	V-2	V-3	V-4	V-5	V-6	V-7	V-8	V-9	TOTAL	PRIM	SEC1	SEC2	TER1	TER2	TER3	TER4	PRIM	SEC1	SEC2	TOTAL	O2	CO	CO2 MEASURED	NO	SO2
		OIL		FLOW SCFM										FLOW SCFM							SR (CUM)						CORR TO 0% O2		
				TEMP (F)										TEMP (F)													CORR TO 3% O2		
(%)	LOAD													VELOCITY (FT/SEC)															
362	11:51:11	65.9	11010	3985	1500	1091	898	1470	1237	318	1310	1272	13081	3985	1989	1628	1500	1470	1237	1272	0.36	0.54	0.69	1.19	3.4	48.0	15.6	380.0	1100.0
														145	433	479	525	546	546	445					0.0	47.7	18.6	358.0	1312.5
0.00	0.0	57.8		460	630	621	628	609	623	608	609	622		60	27	22	66	66	56	51					3.0	40.9	16.0	306.8	1125.0
K-TRON= 5500 LBS/HR			SLEEVE =	0 in	IN REG= 145 DEG		OUT REG =	10 DEG	SPREADER =	-3 IN	PRI(act)=		0 ft/sec	P WB(out)=	0.70 in H20	P WB(in)=	0.70 in H20	FURNACE P=	0.20 in H20	COAL P=	1.50 in H20								
MILL IN=	429 F	MILL OUT=	153 F	T WB(in)=	433 F	T WB(out)=	479 F	SAMPLE=	1142 F	EXIT 1=1520 F		EXIT 2=1523 F		EXIT 3=1497 F		EXIT 4=1484 F		EXIT 5=1521 F		EXIT 6=1563 F		EXIT(sp)=	1596 F	OFA(sp)=2020 F					
SORBENT=GENSTAR			OFA INJECTION		SORBENT LBS/HR=1622			SORBENT VELOCITY=	54 FT/SEC	SORBENT AIR FLOW=	303 SCFM	[Ca]/[S]=	1.95	T OFA(8ft)	123 F	TYPE-S INJECTION @ 8 FT OFA PORTS													
VALID DATA POINT #	7	ELAPSED TIME, MIN	8	RECORD ON TRK	0	FILE	17																						
426	12:37:21	65.4	10926	4100	1547	1125	920	1259	1259	328	1325	1340	13202	4100	2045	1653	1547	1259	1259	1340	0.38	0.56	0.71	1.21	3.7	35.0	15.0	305.0	2880.0
														144	428	479	521	550	543	438					0.0	42.5	18.2	370.2	3496.0
0.00	0.0	57.8		454	630	619	627	608	622	608	608	622		62	27	22	68	57	56	54					3.0	36.4	15.6	317.3	2996.5
K-TRON= 5500 LBS/HR			SLEEVE =	0 in	IN REG= 145 DEG		OUT REG =	10 DEG	SPREADER =	-3 IN	PRI(act)=		0 ft/sec	P WB(out)=	0.70 in H20	P WB(in)=	0.70 in H20	FURNACE P=	0.20 in H20	COAL P=	1.50 in H20								
MILL IN=	425 F	MILL OUT=	155 F	T WB(in)=	428 F	T WB(out)=	479 F	SAMPLE=	1122 F	EXIT 1=1516 F		EXIT 2=1536 F		EXIT 3=1492 F		EXIT 4=1474 F		EXIT 5=1490 F		EXIT 6=1557 F		EXIT(sp)=	1591 F	OFA(sp)=1972 F					
SORBENT LBS/HR=	0	SORBENT VELOCITY=	0 FT/SEC	SORBENT AIR FLOW=	0	SCFM	[Ca]/[S]=	0.00	LOW LOAD BASELINE-STAGED																				
VALID DATA POINT #	8	ELAPSED TIME, MIN	8	RECORD ON TRK	1	FILE	114																						
450	12:50:35	68.6	11452	4041	1600	1141	922	1377	1266	337	1340	1361	13384	4041	2063	1677	1600	1377	1266	1361	0.35	0.53	0.68	1.17	3.1	35.0	15.6	330.0	1440.0
														144	426	477	520	558	539	437					0.0	41.1	18.3	387.2	1689.4
0.00	0.0	57.8		458	629	618	627	605	622	609	607	622		61	27	22	70	63	57	55					3.0	35.2	15.7	331.8	1448.0
K-TRON= 5500 LBS/HR			SLEEVE =	0 in	IN REG= 145 DEG		OUT REG =	10 DEG	SPREADER =	-3 IN	PRI(act)=		0 ft/sec	P WB(out)=	0.70 in H20	P WB(in)=	0.70 in H20	FURNACE P=	0.20 in H20	COAL P=	1.50 in H20								
MILL IN=	427 F	MILL OUT=	166 F	T WB(in)=	426 F	T WB(out)=	477 F	SAMPLE=	1160 F	EXIT 1=1561 F		EXIT 2=1578 F		EXIT 3=1539 F		EXIT 4=1525 F		EXIT 5=1552 F		EXIT 6=1607 F		EXIT(sp)=	1647 F	OFA(sp)=2034 F					
SORBENT= Ca(OH)2			TERT INJECTION		SORBENT LBS/HR=1476			SORBENT VELOCITY=	115 FT/SEC	SORBENT AIR FLOW=	382 SCFM	[Ca]/[S]=	2.92			LIME INJECTION @ TERTS													
VALID DATA POINT #	9	ELAPSED TIME, MIN	8	RECORD ON TRK	0	FILE	20																						
457	13:01:03	67.2	11220	4071	1619	1148	961	1392	1269	347	1339	1334	13481	4071	2110	1686	1619	1392	1269	1334	0.36	0.55	0.70	1.20	3.6	30.0	15.0	310.0	2880.0
														143	430	476	522	543	541	444					0.0	36.2	18.1	374.1	3379.3
0.00	0.0	57.8		455	629	618	624	593	621	605	608	622		61	28	22	71	62	57	54					3.0	31.0	15.5	320.7	2896.6
K-TRON= 5500 LBS/HR			SLEEVE =	0 in	IN REG= 145 DEG		OUT REG =	10 DEG	SPREADER =	-3 IN	PRI(act)=		0 ft/sec	P WB(out)=	0.70 in H20	P WB(in)=	0.70 in H20	FURNACE P=	0.20 in H20	COAL P=	1.50 in H20								
MILL IN=	425 F	MILL OUT=	154 F	T WB(in)=	430 F	T WB(out)=	476 F	SAMPLE=	1151 F	EXIT 1=1566 F		EXIT 2=1581 F		EXIT 3=1519 F		EXIT 4=1492 F		EXIT 5=1513 F		EXIT 6=1579 F		EXIT(sp)=	1645 F	OFA(sp)=1981 F					
SORBENT LBS/HR=	0	SORBENT VELOCITY=	0 FT/SEC	SORBENT AIR FLOW=	0	SCFM	[Ca]/[S]=	0.00	LOW LOAD BASELINE-STAGED																				
VALID DATA POINT #	10	ELAPSED TIME, MIN	8	RECORD ON TRK	0	FILE	2																						
478	13:13:43	66.9	11181	4092	1621	1150	924	1159	1264	365	1353	1356	13284	4092	2074	1717	1621	1159	1264	1356	0.37	0.55	0.71	1.19	3.4	30.0	15.4	330.0	1720.0
														143	425	476	525	547	541	444					0.0	35.8	18.4	393.7	2052.3
0.00	0.0	57.8		454	630	618	625	593	622	607	609	622		61	27	23	71	52	57	55					3.0	30.7	15.8	337.5	1759.1
K-TRON= 5500 LBS/HR			SLEEVE =	0 in	IN REG= 145 DEG		OUT REG =	10 DEG	SPREADER =	-3 IN	PRI(act)=		0 ft/sec	P WB(out)=	0.70 in H20	P WB(in)=	0.70 in H20	FURNACE P=	0.20 in H20	COAL P=	1.50 in H20								
MILL IN=	424 F	MILL OUT=	168 F	T WB(in)=	425 F	T WB(out)=	476 F	SAMPLE=	1176 F	EXIT 1=1590 F		EXIT 2=1610 F		EXIT 3=1543 F		EXIT 4=1538 F		EXIT 5=1555 F		EXIT 6=1650 F		EXIT(sp)=	1677 F	OFA(sp)=2051 F					
SORBENT= Ca(OH)2			TERT INJECTION		SORBENT LBS/HR=1065			SORBENT VELOCITY=	116 FT/SEC	SORBENT AIR FLOW=	382 SCFM	[Ca]/[S]=	2.15			LIME INJECTION @ TERTS													
VALID DATA POINT #	11	ELAPSED TIME, MIN	8	RECORD ON TRK	0	FILE	19																						
485	13:24:09	65.2	10895	4096	1619	1150	965	854	1263	373	1350	1349	13017	4096	2115	1723	1619	854	1263	1349	0.38	0.57	0.73	1.19	3.5	30.0	15.4	315.0	2880.0
														142	430	479	525	537	544	447					0.0	36.0	18.5	378.0	3456.0
0.00	0.0	57.8		452	631	619	626	595	623	607	609	622		61	28	23	71	38	57	55					3.0	30.9	15.8	324.0	2962.3
K-TRON= 5500 LBS/HR			SLEEVE =	0 in	IN REG= 145 DEG		OUT REG =	10 DEG	SPREADER =	-3 IN	PRI(act)=		0 ft/sec	P WB(out)=	0.70 in H20	P WB(in)=	0.70 in H20	FURNACE P=	0.20 in H20	COAL P=	1.50 in H20								
MILL IN=	425 F	MILL OUT=	166 F	T WB(in)=	430 F	T WB(out)=	479 F	SAMPLE=	1149 F	EXIT 1=1550 F		EXIT 2=1577 F		EXIT 3=1529 F		EXIT 4=1498 F		EXIT 5=1524 F		EXIT 6=1574 F		EXIT(sp)=	1656 F	OFA(sp)=1993 F					
SORBENT LBS/HR=	0	SORBENT VELOCITY=	0 FT/SEC	SORBENT AIR FLOW=	0	SCFM	[Ca]/[S]=	0.00	LOW LOAD BASELINE-STAGED																				
VALID DATA POINT #	12	ELAPSED TIME, MIN	8	RECORD ON TRK	0	FILE	4																						

DATE	: 05-11-95	TER DIA	: 11.375
SYSTEM	: LWS	SPREADER	: 4-40350/8
BURNER	: DMI1220	OFA LOCATN	: NONE
FUEL	: ILLINOIS4	OIL CHECK	: 2.63

PT#	TIME	LOAD MBTU/HR	TA	PRIM	V-2	V-3	V-4	V-5	V-6	V-7	V-8	V-9	TOTAL	PRIM	SEC1	SEC2	TER1	TER2	TER3	TER4	PRIM	SEC1	SEC2	TOTAL	O2	CO	CO2	NO	SO2
	OIL	CALC		FLOW SCFM													FLOW SCFM				SR (CUM)				MEASURED				
(V)	LOAD	MEAS	SCFM	TEMP (F)													TEMP (F)								CORR TO 0% O2				
																	VELOCITY (FT/SEC)								CORR TO 3% O2				
518	13:43:03	64.6	10786	3768	1613	1178	995	990	1260	413	1373	1369	12959	3768	2172	1786	1613	998	1260	1369	0.35	0.55	0.72	1.20	3.6	30.0	15.5	360.0	1840.0
														138	433	478	528	552	541	448					0.0	36.2	18.7	434.5	2220.7
0.00	0.0	57.8		478	632	620	628	597	623	608	610	623		56	29	24	71	45	56	56					3.0	31.0	16.0	372.4	1903.4
K-TRON= 5500 LBS/HR			SLEEVE = 0 in	IN REG= 145 DEG			OUT REG = 10 DEG			SPREADER = -3 IN			PRI(act)= 0 ft/sec			P WB(out)= 0.70	in H20	P WB(in)= 0.70	in H20	FURNACE P= 0.20	in H20	COAL P= 1.50	in H20					
MILL IN= 438 F		MILL OUT= 147 F		T WB(in)= 433 F			T WB(out)= 478 F			SAMPLE= 1153 F			EXIT 1=1556 F			EXIT 2=1524 F			EXIT 3=1530 F	EXIT 4=1516 F		EXIT 5=1560 F		EXIT 6=1588 F		EXIT(sp)= 1681 F		OFA(sp)=2067 F		
SORBENT= VICRON			MILL INJECTION				SORBENT LBS/HR=1261						SORBENT VELOCITY= 56 FT/SEC				SORBENT AIR FLOW= 303 SCFM			[Ca]/[S]= 0.90			LIMESTONE INJECTION @ MILL						
VALID DATA POINT @ 13			ELAPSED TIME, MIN 10				RECORD ON TRK 0				FILE 21																		
533	13:57:14	65.5	10943	3742	1614	1185	951	1184	1246	435	1367	1350	13075	3742	2136	1802	1614	1184	1246	1350	0.34	0.54	0.70	1.19	3.5	30.0	15.5	330.0	2920.0
														141	429	479	525	546	542	449					0.0	36.0	18.6	396.0	3504.0
0.00	0.0	57.8		474	632	621	629	598	623	608	609	623		56	28	24	71	53	56	55					3.0	30.9	15.9	339.4	3003.4
K-TRON= 5500 LBS/HR			SLEEVE = 0 in	IN REG= 145 DEG			OUT REG = 10 DEG			SPREADER = -3 IN			PRI(act)= 0 ft/sec			P WB(out)= 0.70	in H20	P WB(in)= 0.70	in H20	FURNACE P= 0.20	in H20	COAL P= 1.50	in H20					
MILL IN= 443 F		MILL OUT= 157 F		T WB(in)= 429 F			T WB(out)= 479 F			SAMPLE= 1143 F			EXIT 1=1541 F			EXIT 2=1505 F			EXIT 3=1503 F	EXIT 4=1491 F		EXIT 5=1539 F		EXIT 6=1557 F		EXIT(sp)= 1646 F		OFA(sp)=2070 F		
SORBENT LBS/HR= 0			SORBENT VELOCITY= 0 FT/SEC				SORBENT AIR FLOW= 0 SCFM						[Ca]/[S]= 0.00			LOW LOAD BASELINE-STAGED														
VALID DATA POINT @ 14			ELAPSED TIME, MIN 4				RECORD ON TRK 0				FILE 6																		
546	14:07:54	66.4	11092	4117	1595	1162	949	1322	1240	405	1348	1341	13479	4117	2111	1753	1595	1322	1240	1341	0.37	0.56	0.72	1.22	3.8	30.0	15.2	295.0	2880.0
														142	429	475	522	552	539	444					0.0	36.6	18.6	360.2	3516.3
0.00	0.0	57.8		454	632	620	629	597	623	608	608	623		62	28	23	70	60	55	54					3.0	31.4	15.9	308.7	3014.0
K-TRON= 5500 LBS/HR			SLEEVE = 0 in	IN REG= 145 DEG			OUT REG = 10 DEG			SPREADER = -3 IN			PRI(act)= 0 ft/sec			P WB(out)= 0.70	in H20	P WB(in)= 0.70	in H20	FURNACE P= 0.20	in H20	COAL P= 1.50	in H20					
MILL IN= 424 F		MILL OUT= 156 F		T WB(in)= 429 F			T WB(out)= 475 F			SAMPLE= 1155 F			EXIT 1=1545 F			EXIT 2=1533 F			EXIT 3=1522 F	EXIT 4=1501 F		EXIT 5=1527 F		EXIT 6=1550 F		EXIT(sp)= 1700 F		OFA(sp)=1955 F		
SORBENT LBS/HR= 0			SORBENT VELOCITY= 0 FT/SEC				SORBENT AIR FLOW= 0 SCFM						[Ca]/[S]= 0.00			LOW LOAD BASELINE-STAGED														
VALID DATA POINT @ 15			ELAPSED TIME, MIN 5				RECORD ON TRK 0				FILE 22																		
562	14:19:32	65.2	10887	3922	1561	1140	957	1218	1217	413	1334	1319	13081	3922	2097	1747	1561	1218	1217	1319	0.36	0.55	0.71	1.20	3.6	30.0	15.2	325.0	1600.0
														140	423	475	524	551	538	443					0.0	36.2	18.3	292.2	1931.0
0.00	0.0	57.8		460	633	621	631	597	625	609	611	625		59	28	23	69	55	54	53					3.0	31.0	15.7	336.2	1655.2
K-TRON= 5500 LBS/HR			SLEEVE = 0 in	IN REG= 145 DEG			OUT REG = 10 DEG			SPREADER = -3 IN			PRI(act)= 0 ft/sec			P WB(out)= 0.70	in H20	P WB(in)= 0.70	in H20	FURNACE P= 0.20	in H20	COAL P= 1.50	in H20					
MILL IN= 429 F		MILL OUT= 151 F		T WB(in)= 423 F			T WB(out)= 475 F			SAMPLE= 1177 F			EXIT 1=1577 F			EXIT 2=1579 F			EXIT 3=1526 F	EXIT 4=1537 F		EXIT 5=1558 F		EXIT 6=1592 F		EXIT(sp)= 1674 F		OFA(sp)=1964 F		
SORBENT=GENSTAR			OFA INJECTION				SORBENT LBS/HR= 918						SORBENT VELOCITY= 55 FT/SEC				SORBENT AIR FLOW= 306 SCFM			[Ca]/[S]= 1.04			T OFA(8ft) 119 F		TYPE-S INJECTION @ 8 FT. OFA PORTS				
VALID DATA POINT @ 16			ELAPSED TIME, MIN 8				RECORD ON TRK 0				FILE 23																		

Reproduced from
best available copy.

APPENDIX C

SECOND GENERATION LOW NO_X BURNER VALID DATA

This appendix includes all valid test data obtained during the tests of B&W Second Generation Low NO_X burners. The burners tested in this part of the project were:

- 80 x 10^6 Btu/hr B&W Dual Register Burner
- 80 x 10^6 Btu/hr Babcock Hitachi NR Burner
- 80 x 10^6 Btu/hr B&W XCL Burner

The data presented are computer listings with headings at the top of the page describing the formatted numbers below. The computer list for these tests is essentially the same as for the DMB Evaluation in Appendix B with minor variations that are specific to the burner configurations. An example of a typical computer list is shown on the following page. Explanation of the principle differences from the DMB computer lists are discussed below.

A) NOZ'L DES--represents the coal "nozzle design." During the Second Generation burner tests, several coal nozzle configurations were evaluated, including: the baseline nozzle (BASELINE), flame stabilizing ring (FSR), DeNO_X stabilizer insert (DNS), and an expanded nozzle design (EXPANDED).

B) SEC.CONFGN--represents the "secondary configuration" of the burner throat. The two secondary air passage designs evaluated were the baseline (BASELINE) configuration and an air separation plate (ASP) or baffle between the inner and out secondary air passages.

C) SPREADER--As for the DMB Evaluation, this describes the design of the coal spreading device located at the end of the coal nozzle. A

number of designs were evaluated for each burner and this part of the heading briefly described the design being evaluated.

D) For the Second Generation burners, the air flow distribution between the inner and outer secondary air passages were considered proprietary by B&W. The flow rates and velocities shown in these data lists should be considered only nominal values for an estimated distribution. In the case of the XCL burner, pressure differentials from pitot grids in the inner and outer secondary air passages were included as indicators to flow distribution. The calibration of the pitot grids and thus the significance of the values were retained by B&W.

E) Line E describes the burner settings, system pressures, and primary air temperature at the outlet of the pulverizer. Each burner had similar burner adjustments, including: secondary air sleeves (dampers); coal spreaders or comparable devices; and inner and outer swirl vanes, either in a radial cascade register or axial spin vanes. Key system pressures included windbox to furnace differential; a third pitot grid for the XCL only; furnace pressure or draft; and the pressure drop across the coal nozzle.

F) Line F lists a series of system temperature indications, including: windbox air temperatures at two locations, TWB (in) and TWB (out); flue gas temperature at the gas sampling location in the exhaust duct; flue gas temperatures from an array of 6 non-aspirated thermocouples at the furnace exit; and high velocity thermocouple measurements (suction pyrometers) at several elevations in the furnace. EXIT (27') is located 27 ft above burner centerline at the furnace exit, LWS (8') is 8 ft above burner centerline, LWS (13') is 13 feet above burner centerline, and LWS (19') is 19 ft above burner centerline.

APPENDIX C.1

LOW VELOCITY 80 x 10^6 Btu/HR DRB VALID DATA SUMMARY

Reproduced from
best available copy.

DATE	08-13-85	NOZZL,DES,	BASELINE
SYSTEM	LWS-INS,	SEC,CONFGN	BASELINE
BURNER	DRB-80 MK8	SPREADER	DIFFUSER
FUEL	OHIO-PITT8	OIL CHECK	-5,20

PT#	TIME	LOAD MBTU/HR CALC	LOAD MBTU/HR MEAS	TA SCFM	PRIM	V-2	V-3	V-4	V-5	V-6	TOTAL	PRIM	SEC1	SEC2	PRIM	SEC1	SEC2(TOTAL)	O2	CO	CO2	NO	SO2
					FLOW SCFM							FLOW SCFM			SR (CUM)			MEASURED				
OIL (%)	LOAD				TEMP (F)							TEMP (F)						CORR TO 0% O2				
					VELOCITY (FT/SEC)							VELOCITY (FT/SEC)						CORR TO 3% O2				
327	12:08:16	77.5	13226		2807	2540	2880	3628	3325	884	16064	2807	3712	9280	0.21	0.51	1.21	3.8	35.0	14.6	180.0	2350.0
												148	550	510				0.0	42.7	17.8	219.8	2869.2
0.0	0.0	71.8			305	643	642	649	646	594		78	49	86				3.0	36.6	15.3	189.4	2459.3

K-TRON= 6200 LBS/HR SLEEVE = -4.00 in IN REG= 28 (CW)DEG OUT REG = 15 (CW)DEG P WB(in)= 4.20 in H20 P WB(out)= 4.20 in H20 FURNACE P= 0.01 in H20 COAL P= 5.50 in H20 MILL IN= 286 F MILL OUT= 151 F
T WB(in)= 550 F T WB(out)= 510 F SAMPLE= 1041 F EXIT 1=1576 F EXIT 2=1498 F EXIT 3=1548 F EXIT 4=1543 F EXIT 5=1495 F EXIT 6=1546 F EXIT(27')= 1599 F LWS(8')= 0 F LWS(13')= 0 F LWS(19')= 0 F
SORBENT LBS/HR= 0 SORBENT VELOCITY= 0 FT/SEC SORBENT AIR FLOW= 0 SCFM (Ca)/(S)= 0.00 BASELINE FULL LOAD
VALID DATA POINT # 1 ELAPSED TIME, MIN 10 RECORD ON TRK 0 FILE 1

347	12:23:48	78.8	13452		2817	2584	2884	3659	3420	884	16247	2817	3764	9401	0.21	0.51	1.21	3.7	65.0	15.0	155.0	2350.0
												148	542	509				0.0	78.9	18.2	188.2	2852.6
0.0	0.0	71.8			301	642	641	647	645	593		78	49	89				3.0	67.6	15.6	161.3	2445.1

K-TRON= 6200 LBS/HR SLEEVE = -4.00 in IN REG= 20 (CW)DEG OUT REG = 45 (CW)DEG P WB(in)= 3.00 in H20 P WB(out)= 3.00 in H20 FURNACE P= 0.01 in H20 COAL P= 5.50 in H20 MILL IN= 282 F MILL OUT= 150 F
T WB(in)= 542 F T WB(out)= 509 F SAMPLE= 1038 F EXIT 1=1574 F EXIT 2=1529 F EXIT 3=1485 F EXIT 4=1557 F EXIT 5=1498 F EXIT 6=1531 F EXIT(27')= 1597 F LWS(8')= 0 F LWS(13')= 0 F LWS(19')= 0 F
SORBENT LBS/HR= 0 SORBENT VELOCITY= 0 FT/SEC SORBENT AIR FLOW= 0 SCFM (Ca)/(S)= 0.00 REGISTER ADJUSTMENT
VALID DATA POINT # 2 ELAPSED TIME, MIN 7 RECORD ON TRK 0 FILE 2

375	12:45:42	78.5	13397		2812	2343	2875	3497	3420	876	15823	2812	3641	9108	0.21	0.50	1.18	3.3	55.0	15.2	185.0	2500.0
												148	540	502				0.0	65.3	18.0	219.5	2966.1
0.0	0.0	71.8			307	643	643	649	647	598		78	47	85				3.0	55.9	15.5	188.1	2542.4

K-TRON= 6200 LBS/HR SLEEVE = -1.00 in IN REG= 15 (CCW)DEG OUT REG = 10 (CW)DEG P WB(in)= 6.50 in H20 P WB(out)= 6.50 in H20 FURNACE P= 0.01 in H20 COAL P= 5.00 in H20 MILL IN= 287 F MILL OUT= 150 F
T WB(in)= 540 F T WB(out)= 502 F SAMPLE= 1069 F EXIT 1=1617 F EXIT 2=1569 F EXIT 3=1619 F EXIT 4=1606 F EXIT 5=1543 F EXIT 6=1625 F EXIT(27')= 1614 F LWS(8')= 0 F LWS(13')= 0 F LWS(19')= 0 F
SORBENT LBS/HR= 0 SORBENT VELOCITY= 0 FT/SEC SORBENT AIR FLOW= 0 SCFM (Ca)/(S)= 0.00 CHANGED INNER SWIRL DIRECTION
VALID DATA POINT # 3 ELAPSED TIME, MIN 7 RECORD ON TRK 0 FILE 3

DATE	: 08-15-85	NOZZLE DES.	:	BASELINE
SYSTEM	: LWS-INS.	SEC. CONFGN	:	BASELINE
BURNER	: DRB-80 MK8	SPREADER	:	DIFFUSER
FUEL	: OHIO-PITT8	OIL CHECK	:	1.66

PT#	TIME	LOAD MBTU/HR CALC	TA MEAS	PRIM	V-2	V-3	V-4	V-5	V-6	TOTAL	PRIM	SEC1	SEC2	PRIM	SEC1	SEC2(TOTAL)	O2	CO	CO2	NO	SO2
				FLOW SCFM							FLOW SCFM			SR (CUM)			MEASURED				
OIL (%)			SCFM	TEMP (F)							TEMP (F)						CORR TO 0% O2				
	LOAD										VELOCITY (FT/SEC)						CORR TO 3% O2				
341	12:27:55	77.0	13143	2079	3680	3928	3063	3124	0	15874	2079	4139	9657	0.16	0.47	1.21	3.7	52.0	15.1	200.0	0.0
											155	521	540				0.0	63.1	18.3	242.8	0.0
0.0	0.0	69.4		378	620	618	618	614	486		58	53	94				3.0	54.1	15.7	208.1	0.0
K-TRON= 6000 LBS/HR SLEEVE = -1.00 in IN REG= 25 (CCW)DEG OUT REG = 15 (CW)DEG P WB(in)= 6.50 in H2O P WB(out)= 6.00 in H2O FURNACE P= 0.03 in H2O COAL P= 4.50 in H2O MILL IN= 329 F MILL OUT= 164 F																					
T WB(in)= 521 F T WB(out)= 540 F SAMPLE= 1064 F EXIT 1=1623 F EXIT 2=1567 F EXIT 3=1573 F EXIT 4=1616 F EXIT 5=1498 F EXIT 6=1579 F EXIT(27')= 1268 F LWS(8')= 0 F LWS(13')= 0 F LWS(19')= 0 F																					
SORBENT LBS/HR= 0 SORBENT VELOCITY= 0 FT/SEC SORBENT AIR FLOW= 0 SCFM [Ca]/[S]= 0.00 BASELINE FULL LOAD																					
VALID DATA POINT # 1 ELAPSED TIME, MIN 8 RECORD ON TRK 0 FILE 4																					
347	12:35:15	80.6	13762	2042	3714	4014	3113	3196	0	16078	2042	4211	9825	0.15	0.45	1.17	3.1	45.0	15.6	190.0	0.0
											154	528	544				0.0	52.8	18.3	222.9	0.0
0.0	0.0	69.4		409	625	624	624	620	491		57	54	96				3.0	45.3	15.7	191.1	0.0
K-TRON= 6000 LBS/HR SLEEVE = -1.00 in IN REG= 20 (CW)DEG OUT REG = 15 (CW)DEG P WB(in)= 6.50 in H2O P WB(out)= 6.00 in H2O FURNACE P= 0.03 in H2O COAL P= 4.50 in H2O MILL IN= 337 F MILL OUT= 164 F																					
T WB(in)= 528 F T WB(out)= 544 F SAMPLE= 1084 F EXIT 1=1610 F EXIT 2=1561 F EXIT 3=1588 F EXIT 4=1606 F EXIT 5=1577 F EXIT 6=1599 F EXIT(27')= 1703 F LWS(8')= 0 F LWS(13')= 0 F LWS(19')= 0 F																					
SORBENT LBS/HR= 0 SORBENT VELOCITY= 0 FT/SEC SORBENT AIR FLOW= 0 SCFM [Ca]/[S]= 0.00 INNER REGISTER CW FLOW																					
VALID DATA POINT # 2 ELAPSED TIME, MIN 6 RECORD ON TRK 0 FILE 5																					
362	12:46:18	78.4	13387	2054	3709	4040	3040	3235	0	16077	2054	4207	9817	0.15	0.47	1.20	3.6	35.0	15.2	200.0	0.0
											154	534	548				0.0	42.2	18.3	241.4	0.0
0.0	0.0	69.4		409	627	626	626	622	494		58	54	97				3.0	36.2	15.7	206.9	0.0
K-TRON= 6000 LBS/HR SLEEVE = -1.00 in IN REG= 25 (CCW)DEG OUT REG = 35 (CW)DEG P WB(in)= 4.50 in H2O P WB(out)= 4.50 in H2O FURNACE P= 0.02 in H2O COAL P= 4.50 in H2O MILL IN= 347 F MILL OUT= 164 F																					
T WB(in)= 534 F T WB(out)= 548 F SAMPLE= 1067 F EXIT 1=1564 F EXIT 2=1544 F EXIT 3=1509 F EXIT 4=1575 F EXIT 5=1517 F EXIT 6=1563 F EXIT(27')= 1667 F LWS(8')= 0 F LWS(13')= 0 F LWS(19')= 0 F																					
SORBENT LBS/HR= 0 SORBENT VELOCITY= 0 FT/SEC SORBENT AIR FLOW= 0 SCFM [Ca]/[S]= 0.00 OUTER REGISTER ADJUSTMENT																					
VALID DATA POINT # 3 ELAPSED TIME, MIN 10 RECORD ON TRK 0 FILE 6																					
412	13:26:18	75.2	12825	2076	3503	3908	2905	3098	0	15490	2076	4024	9390	0.16	0.48	1.21	3.7	30.0	14.8	210.0	2550.0
											156	530	548				0.0	36.4	18.0	254.9	3095.4
0.0	0.0	68.3		402	623	624	624	622	503		58	52	92				3.0	31.2	15.4	218.5	2653.2
K-TRON= 5900 LBS/HR SLEEVE = -1.00 in IN REG= 20 (CCW)DEG OUT REG = 15 (CW)DEG P WB(in)= 7.10 in H2O P WB(out)= 7.00 in H2O FURNACE P= 0.03 in H2O COAL P= 4.50 in H2O MILL IN= 330 F MILL OUT= 165 F																					
T WB(in)= 530 F T WB(out)= 548 F SAMPLE= 1089 F EXIT 1=1609 F EXIT 2=1583 F EXIT 3=1620 F EXIT 4=1614 F EXIT 5=1527 F EXIT 6=1610 F EXIT(27')= 1710 F LWS(8')= 0 F LWS(13')= 0 F LWS(19')= 0 F																					
SORBENT LBS/HR= 0 SORBENT VELOCITY= 0 FT/SEC SORBENT AIR FLOW= 0 SCFM [Ca]/[S]= 0.00 BASELINE OPTIMUM FLAME LENGTH																					
VALID DATA POINT # 4 ELAPSED TIME, MIN 15 RECORD ON TRK 0 FILE 7																					
474	14:02:48	77.5	13228	1993	3504	3715	2608	3145	0	14964	1993	3891	9080	0.15	0.44	1.13	2.5	75.0	16.2	170.0	2800.0
											155	455	468				0.0	85.1	18.4	193.0	3178.4
0.0	0.0	71.8		372	540	543	542	540	435		56	46	82				3.0	73.0	15.8	165.4	2724.3
K-TRON= 6200 LBS/HR SLEEVE = -1.00 in IN REG= 20 (CCW)DEG OUT REG = 15 (CW)DEG P WB(in)= 6.20 in H2O P WB(out)= 6.00 in H2O FURNACE P= 0.02 in H2O COAL P= 4.50 in H2O MILL IN= 326 F MILL OUT= 165 F																					
T WB(in)= 455 F T WB(out)= 468 F SAMPLE= 1076 F EXIT 1=1623 F EXIT 2=1598 F EXIT 3=1541 F EXIT 4=1613 F EXIT 5=1551 F EXIT 6=1605 F EXIT(27')= 1713 F LWS(8')= 0 F LWS(13')= 0 F LWS(19')= 0 F																					
SORBENT LBS/HR= 0 SORBENT VELOCITY= 0 FT/SEC SORBENT AIR FLOW= 0 SCFM [Ca]/[S]= 0.00 EXCESS AIR CURVE																					
VALID DATA POINT # 5 ELAPSED TIME, MIN 10 RECORD ON TRK 0 FILE 8																					
493	14:21:13	79.3	13530	1925	3393	3642	2551	3105	0	14614	1925	3807	8882	0.14	0.42	1.08	1.6	200.0	16.4	170.0	2900.0
											156	494	508				0.0	216.5	17.8	184.0	3139.2
0.0	0.0	71.8		377	580	582	583	580	463		54	47	84				3.0	185.6	15.2	157.7	2690.7
K-TRON= 6200 LBS/HR SLEEVE = -1.00 in IN REG= 20 (CCW)DEG OUT REG = 15 (CW)DEG P WB(in)= 6.20 in H2O P WB(out)= 6.00 in H2O FURNACE P= 0.02 in H2O COAL P= 4.50 in H2O MILL IN= 326 F MILL OUT= 165 F																					
T WB(in)= 494 F T WB(out)= 508 F SAMPLE= 1062 F EXIT 1=1689 F EXIT 2=1681 F EXIT 3=1626 F EXIT 4=1690 F EXIT 5=1603 F EXIT 6=1680 F EXIT(27')= 311 F LWS(8')= 0 F LWS(13')= 0 F LWS(19')= 0 F																					
SORBENT LBS/HR= 0 SORBENT VELOCITY= 0 FT/SEC SORBENT AIR FLOW= 0 SCFM [Ca]/[S]= 0.00 MINIMUM EXCESS AIR, SMOKE POINT																					
VALID DATA POINT # 6 ELAPSED TIME, MIN 4 RECORD ON TRK 0 FILE 9																					

DATE	08-15-85	NOZ'L. DES.	BASELINE
SYSTEM	LWS-INS.	SEC. CONFGN	BASELINE
BURNER	DRB-80 MK4	SPREADER	DIFFUSER
FUEL	OHIO-PITTS.	OIL CHECK	1.66

PT#	TIME	LOAD MBTU/HR	TA	PRIM	V-2	V-3	V-4	V-5	V-6	TOTAL	PRIM	SEC1	SFC2	PRIM	SFC1	SFC2(TOTAL)	O2	CO	CO2	NO	SO2
	OIL	CALC		FLOW SCFM								FLOW SCFM			SR (CUM)				MEASURED		
		MEAS										TEMP (F)							CORR TO 0% O2		
(%)	LOAD		SCFM	TEMP (F)								VELOCITY (FT/SEC)							CORR TO 3% O2		
507	14:26:26	79.2	13518	1920	3789	4074	2955	3498	0	16235	1920	4294	10020	0.14	0.46	1.20	3.6	40.0	15.2	230.0	2500.0
											155	495	508				0.0	48.3	18.3	277.6	3017.2
0.0	0.0	71.8		371	578	581	581	579	463		54	53	95				3.0	41.4	15.7	237.9	2586.2
K-TRON= 6200 LBS/HR			SLEEVE = -1.00 in		IN REG= 20 (CCW)DEG			OUT REG = 15 (CW)DEG			P WB(in)= 7.60 in H20		P WB(out)= 7.50 in H20		FURNACE P= 0.04 in H20		COAL P= 4.50 in H20		MILL IN= 329 F		MILL OUT= 166 F
T WB(in)= 495 F		T WB(out)= 508 F		SAMPLE= 1120 F		EXIT 1=1611 F		EXIT 2=1595 F		EXIT 3=1601 F	EXIT 4=1633 F		EXIT 5=1551 F		EXIT 6=1629 F		EXIT(27')= 1736 F		LWS(8')= 0 F		LWS(13')= 0 F	LWS(19')= 0 F
SORBENT LBS/HR= 0			SORBENT VELOCITY= 0 FT/SEC			SORBENT AIR FLOW= 0 SCFM				[Ca]/[S]= 0.00		BASELINE									
VALID DATA POINT # 7			ELAPSED TIME, MIN 10			RECORD ON TRK 0				FILE 10											
558	14:53:15	80.5	13743	1971	4147	4396	3268	3866	0	17648	1971	4703	10974	0.14	0.49	1.28	4.8	30.0	14.2	260.0	2100.0
											154	489	504				0.0	38.8	18.4	336.0	2714.2
0.0	0.0	71.8		361	567	571	571	570	460		55	58	103				3.0	33.2	15.7	288.0	2326.4
K-TRON= 6200 LBS/HR			SLEEVE = -1.00 in		IN REG= 20 (CCW)DEG			OUT REG = 15 (CW)DEG			P WB(in)= 9.00 in H20		P WB(out)= 8.80 in H20		FURNACE P= 0.70 in H20		COAL P= 4.50 in H20		MILL IN= 309 F		MILL OUT= 165 F
T WB(in)= 489 F		T WB(out)= 504 F		SAMPLE= 1147 F		EXIT 1=1592 F		EXIT 2=1581 F		EXIT 3=1564 F	EXIT 4=1624 F		EXIT 5=1537 F		EXIT 6=1602 F		EXIT(27')= 1616 F		LWS(8')= 0 F		LWS(13')= 0 F	LWS(19')= 0 F
SORBENT LBS/HR= 0			SORBENT VELOCITY= 0 FT/SEC			SORBENT AIR FLOW= 0 SCFM				[Ca]/[S]= 0.00		EXCESS AIR									
VALID DATA POINT # 8			ELAPSED TIME, MIN 10			RECORD ON TRK 0				FILE 11											
603	15:32:54	76.7	13089	2018	3815	4117	2866	3555	0	16363	2018	4306	10048	0.15	0.48	1.25	4.3	35.0	14.2	230.0	2200.0
											154	494	501				0.0	44.0	17.9	289.2	2766.5
0.0	0.0	70.6		369	563	568	568	568	449		56	54	94				3.0	37.7	15.3	247.9	2371.3
K-TRON= 6100 LBS/HR			SLEEVE = -1.00 in		IN REG= 20 (CCW)DEG			OUT REG = 15 (CW)DEG			P WB(in)= 7.60 in H20		P WB(out)= 7.60 in H20		FURNACE P= 0.04 in H20		COAL P= 4.50 in H20		MILL IN= 323 F		MILL OUT= 165 F
T WB(in)= 494 F		T WB(out)= 501 F		SAMPLE= 1129 F		EXIT 1=1606 F		EXIT 2=1581 F		EXIT 3=1577 F	EXIT 4=1618 F		EXIT 5=1565 F		EXIT 6=1613 F		EXIT(27')= 1729 F		LWS(8')= 0 F		LWS(13')= 0 F	LWS(19')= 0 F
SORBENT LBS/HR= 0			SORBENT VELOCITY= 0 FT/SEC			SORBENT AIR FLOW= 0 SCFM				[Ca]/[S]= 0.00		EXCESS AIR CURVE									
VALID DATA POINT # 9			ELAPSED TIME, MIN 8			RECORD ON TRK 0				FILE 12											
616	15:42:40	76.9	13126	2048	3584	3960	2689	3395	0	15676	2048	4089	9540	0.16	0.47	1.19	3.5	40.0	15.0	220.0	2350.0
											155	492	499				0.0	48.0	18.0	264.0	2820.0
0.0	0.0	70.6		361	567	571	571	571	449		58	51	89				3.0	41.1	15.4	226.3	2417.1
K-TRON= 6100 LBS/HR			SLEEVE = -1.00 in		IN REG= 20 (CCW)DEG			OUT REG = 15 (CW)DEG			P WB(in)= 7.10 in H20		P WB(out)= 6.90 in H20		FURNACE P= 0.03 in H20		COAL P= 4.50 in H20		MILL IN= 313 F		MILL OUT= 167 F
T WB(in)= 492 F		T WB(out)= 499 F		SAMPLE= 1118 F		EXIT 1=1612 F		EXIT 2=1599 F		EXIT 3=1577 F	EXIT 4=1631 F		EXIT 5=1569 F		EXIT 6=1624 F		EXIT(27')= 1729 F		LWS(8')= 0 F		LWS(13')= 0 F	LWS(19')= 0 F
SORBENT LBS/HR= 0			SORBENT VELOCITY= 0 FT/SEC			SORBENT AIR FLOW= 0 SCFM				[Ca]/[S]= 0.00		BASELINE									
VALID DATA POINT # 10			ELAPSED TIME, MIN 10			RECORD ON TRK 0				FILE 13											

DATE	08-16-85	NOZZL.DES.	BASELINE
SYSTEM	LWS-INS.	SEC. CONFGN	BASELINE
BURNER	DRB-60 MKB	SPREADER	DIFFUSER
FUEL	OHIO-PITTS	OIL CHECK	0.47

PT#	TIME	LOAD MBTU/HR	TA	PRIM	V-2	V-3	V-4	V-5	V-6	TOTAL	PRIM	SEC1	SEC2	PRIM	SEC1	SEC2(TOTAL)	O2	CO	CO2	NO	SO2
	OIL	CALC	SCFM	FLOW SCFM							FLOW SCFM			SR (CUM)			MEASURED				
(%)	LOAD	MEAS		TEMP (F)							TEMP (F)						CORR TO 0% O2				
				VELOCITY (FT/SEC)													CORR TO 3% O2				
117	11:02:44	75.9	12947	1917	3379	3415	3494	3432	0	15637	1917	4116	9684	0.15	0.47	1.21	3.7	55.0	16.6	220.0	2480.0
											152	542	558				0.0	66.8	20.2	267.1	2913.3
0.0	0.0	72.9		415	630	630	632	627	548		54	54	95				3.0	57.2	17.3	228.9	2497.1

K-TRON= 6300 LBS/HR SLEEVE = -1.00 in IN REG= 20 (CCW)DEG OUT REG = 15 (CW)DEG P WB(in)= 7.90 in H20 P WB(out)= 7.60 in H20 FURNACE P= -0.04 in H20 COAL P= 4.50 in H20 MILL IN= 348 F MILL OUT= 163 F
T WB(in)= 542 F T WB(out)= 558 F SAMPLE= 1107 F EXIT 1=1598 F EXIT 2=1540 F EXIT 3=1571 F EXIT 4=1599 F EXIT 5=1503 F EXIT 6=1569 F EXIT(27')= 1698 F LWS(8')=2051 F LWS(13')= 1969 F LWS(19')= 1850 F
SORBENT LBS/HR= 0 SORBENT VELOCITY= 0 FT/SEC SORBENT AIR FLOW= 0 SCFM (Ca)/(S)= 0.00 BASELINE FULL LOAD
VALID DATA POINT 0 -1 ELAPSED TIME, MIN 10 RECORD ON TRK 0 FILE 18

176	11:42:21	69.7	11890	2038	3192	3053	2923	2994	0	14200	2038	3649	8514	0.17	0.48	1.19	3.5	60.0	15.2	200.0	2550.0
											151	526	541				0.0	72.0	18.2	240.0	3060.0
0.0	0.0	62.5		386	627	625	627	624	548		57	47	83				3.0	61.7	15.6	205.7	2622.9

K-TRON= 5400 LBS/HR SLEEVE = -1.00 in IN REG= 20 (CCW)DEG OUT REG = 15 (CW)DEG P WB(in)= 6.20 in H20 P WB(out)= 6.00 in H20 FURNACE P= 0.05 in H20 COAL P= 4.50 in H20 MILL IN= 328 F MILL OUT= 162 F
T WB(in)= 526 F T WB(out)= 541 F SAMPLE= 1090 F EXIT 1=1607 F EXIT 2=1558 F EXIT 3=1603 F EXIT 4=1583 F EXIT 5=1511 F EXIT 6=1594 F EXIT(27')= 1685 F LWS(8')=2058 F LWS(13')= 1982 F LWS(19')= 1856 F
SORBENT LBS/HR= 0 SORBENT VELOCITY= 0 FT/SEC SORBENT AIR FLOW= 0 SCFM (Ca)/(S)= 0.00 LOAD CURVE (70)
VALID DATA POINT 0 2 ELAPSED TIME, MIN 9 RECORD ON TRK 0 FILE 19

230	12:18:43	61.7	10523	2060	2662	2766	2560	2661	0	12709	2060	3195	7454	0.20	0.50	1.21	3.7	55.0	14.8	175.0	2575.0
											153	491	502				0.0	66.8	18.0	212.4	3125.7
0.0	0.0	59.0		371	584	584	587	585	530		58	40	70				3.0	57.2	15.4	182.1	2679.2

K-TRON= 5100 LBS/HR SLEEVE = -1.00 in IN REG= 20 (CCW)DEG OUT REG = 15 (CW)DEG P WB(in)= 4.80 in H20 P WB(out)= 4.60 in H20 FURNACE P= 0.01 in H20 COAL P= 4.50 in H20 MILL IN= 318 F MILL OUT= 163 F
T WB(in)= 491 F T WB(out)= 502 F SAMPLE= 1049 F EXIT 1=1556 F EXIT 2=1487 F EXIT 3=1535 F EXIT 4=1539 F EXIT 5=1443 F EXIT 6=1523 F EXIT(27')= 1648 F LWS(8')=1974 F LWS(13')= 1903 F LWS(19')= 1778 F
SORBENT LBS/HR= 0 SORBENT VELOCITY= 0 FT/SEC SORBENT AIR FLOW= 0 SCFM (Ca)/(S)= 0.00 BASELINE-REDUCED LOAD
VALID DATA POINT 0 3 ELAPSED TIME, MIN 10 RECORD ON TRK 0 FILE 20

277	12:47:54	59.5	10159	2484	2460	2577	2399	2500	0	12339	2484	2981	6955	0.24	0.53	1.21	3.8	40.0	14.8	175.0	2650.0
											152	516	511				0.0	48.8	18.1	213.7	3235.5
0.0	0.0	59.0		341	605	605	608	605	517		67	38	66				3.0	41.9	15.5	183.1	2773.3

K-TRON= 5100 LBS/HR SLEEVE = -1.00 in IN REG= 20 (CCW)DEG OUT REG = 15 (CW)DEG P WB(in)= 4.30 in H20 P WB(out)= 4.00 in H20 FURNACE P= 0.01 in H20 COAL P= 4.50 in H20 MILL IN= 306 F MILL OUT= 164 F
T WB(in)= 516 F T WB(out)= 511 F SAMPLE= 1049 F EXIT 1=1539 F EXIT 2=1484 F EXIT 3=1535 F EXIT 4=1515 F EXIT 5=1483 F EXIT 6=1539 F EXIT(27')= 1633 F LWS(8')=1943 F LWS(13')= 1892 F LWS(19')= 1770 F
SORBENT LBS/HR= 0 SORBENT VELOCITY= 0 FT/SEC SORBENT AIR FLOW= 0 SCFM (Ca)/(S)= 0.00 MAXIMUM PRIMARY AIR
VALID DATA POINT 0 4 ELAPSED TIME, MIN 8 RECORD ON TRK 0 FILE 21

DATE	08-20-85	NOZ'L DES	BASELINE	
SYSTEM	LWS-TNS	SEC CONFGN	BASELINE	
BURNER	DRB-80 MK3	SPREADER	DIFFUSER	
FUEL	OHIO-PETT8	OIL CHECK	0.24	

PT#	TIME	LOAD MBTU/HR CALC	TA SCFM	PRIM	V-2	V-3	V-4	V-5	V-6	TOTAL	PRIM	SEC1	SFC2	PRIM	SEC1	SFC2(TOTAL)	O2	CO	CO2	NO	SO2
				FLOW SCFM							FLOW SCFM			SR (CUM)			MEASURED				
OIL (%)	LOAD	MEAS		TEMP (F)							TEMP (F)						CORR TO 0% O2				
											VELOCITY (FT/SEC)						CORR TO 3% O2				
144	12:46:21	75.8	12939	2107	3482	3470	3281	3376	0	15717	2107	4083	9527	0.16	0.48	1.21	3.8	45.0	14.5	230.0	2600.0
											159	498	510				0.0	54.9	17.7	280.8	3174.4
0.0	0.0	74.1		413	583	585	587	586	539		60	51	90				3.0	47.1	15.2	240.7	2720.9
K-TRON= 6400 LBS/HR SLEEVE = -1.00 in IN REG= 20 (CCW)DEG OUT REG = 15 (CW)DEG P WB(in)= 7.50 in H20 P WB(out)= 7.20 in H20 FURNACE P= 0.08 in H20 COAL P= 4.30 in H20 MILL IN= 352 F MILL OUT= 172 F																					
T WB(in)= 498 F T WB(out)= 510 F SAMPLE= 1136 F EXIT 1=1624 F EXIT 2=1568 F EXIT 3=1566 F EXIT 4=1630 F EXIT 5= 0 F EXIT 6=1598 F EXIT(27')= 1622 F LWS(8')=2088 F LWS(13')= 1995 F LWS(19')= 1890 F																					
SORBENT LBS/HR= 0 SORBENT VELOCITY= 0 FT/SEC SORBENT AIR FLOW= 0 SCFM [Ca]/[S]= 0.00 BASELINE FULL LOAD																					
VALID DATA POINT # 1 ELAPSED TIME, MIN 10 RECORD ON TRK 0 FILE 22																					
277	14:08:12	60.3	10299	2062	2759	2969	2630	2764	0	13184	2062	3336	7785	0.20	0.52	1.28	4.7	35.0	14.8	180.0	2450.0
											157	546	1594				0.0	45.1	18.0	231.9	3156.4
0.0	0.0	59.8		371	647	648	651	648	593		58	44	156				3.0	38.7	15.5	198.8	2705.5
K-TRON= 5100 LBS/HR SLEEVE = -1.00 in IN REG= 20 (CCW)DEG OUT REG = 15 (CW)DEG P WB(in)= 5.70 in H20 P WB(out)= 5.50 in H20 FURNACE P= 0.05 in H20 COAL P= 4.00 in H20 MILL IN= 321 F MILL OUT= 170 F																					
T WB(in)= 546 F T WB(out)= 1594 F SAMPLE= 1083 F EXIT 1=1563 F EXIT 2=1523 F EXIT 3=1559 F EXIT 4=1578 F EXIT 5= 0 F EXIT 6=1536 F EXIT(27')= 1552 F LWS(8')=2053 F LWS(13')= 1965 F LWS(19')= 1847 F																					
SORBENT LBS/HR= 0 SORBENT VELOCITY= 0 FT/SEC SORBENT AIR FLOW= 0 SCFM [Ca]/[S]= 0.00																					
VALID DATA POINT # 2 ELAPSED TIME, MIN 10 RECORD ON TRK 0 FILE 23																					
291	14:25:36	62.9	10742	2317	2578	2783	2560	2672	0	12901	2317	3175	7409	0.22	0.51	1.20	3.6	50.0	15.0	195.0	2725.0
											157	561	1644				0.0	60.3	18.1	235.3	3288.8
0.0	0.0	59.8		368	649	650	654	650	595		65	42	152				3.0	51.7	15.5	201.7	2819.0
K-TRON= 5100 LBS/HR SLEEVE = -1.00 in IN REG= 20 (CCW)DEG OUT REG = 15 (CW)DEG P WB(in)= 5.10 in H20 P WB(out)= 4.90 in H20 FURNACE P= 0.04 in H20 COAL P= 4.20 in H20 MILL IN= 321 F MILL OUT= 169 F																					
T WB(in)= 561 F T WB(out)= 1644 F SAMPLE= 1078 F EXIT 1=1599 F EXIT 2=1511 F EXIT 3=1588 F EXIT 4=1580 F EXIT 5= 0 F EXIT 6=1579 F EXIT(27')= 1627 F LWS(8')=2034 F LWS(13')= 1941 F LWS(19')= 1822 F																					
SORBENT LBS/HR= 0 SORBENT VELOCITY= 0 FT/SEC SORBENT AIR FLOW= 0 SCFM [Ca]/[S]= 0.00 BASELINE(60E6)																					
VALID DATA POINT # 3 ELAPSED TIME, MIN 10 RECORD ON TRK 0 FILE 24																					
302	14:34:01	60.2	10272	2343	2606	2701	2376	2522	0	12548	2343	3062	7144	0.23	0.53	1.22	3.9	45.0	14.8	185.0	2850.0
											157	561	1567				0.0	55.3	18.2	227.2	3500.0
0.0	0.0	59.8		369	652	652	657	653	597		66	41	141				3.0	47.4	15.6	194.7	3000.0
K-TRON= 5100 LBS/HR SLEEVE = -1.00 in IN REG= 35 (CCW)DEG OUT REG = 15 (CW)DEG P WB(in)= 4.60 in H20 P WB(out)= 4.50 in H20 FURNACE P= 0.05 in H20 COAL P= 4.20 in H20 MILL IN= 321 F MILL OUT= 170 F																					
T WB(in)= 561 F T WB(out)= 1567 F SAMPLE= 1063 F EXIT 1=1555 F EXIT 2=1479 F EXIT 3=1532 F EXIT 4=1540 F EXIT 5= 0 F EXIT 6=1542 F EXIT(27')= 1554 F LWS(8')=1987 F LWS(13')= 1896 F LWS(19')= 1779 F																					
SORBENT LBS/HR= 0 SORBENT VELOCITY= 0 FT/SEC SORBENT AIR FLOW= 0 SCFM [Ca]/[S]= 0.00 INNER REGISTER ADJUSTMENT																					
VALID DATA POINT # 4 ELAPSED TIME, MIN 9 RECORD ON TRK 0 FILE 25																					
326	14:50:56	61.3	10469	2366	2473	2713	2224	2455	0	12230	2366	2959	6905	0.23	0.51	1.17	3.1	50.0	15.8	175.0	2750.0
											157	566	545				0.0	58.7	18.5	205.3	3226.3
0.0	0.0	61.3		369	662	662	666	663	601		67	40	68				3.0	50.3	15.9	176.0	2765.4
K-TRON= 5300 LBS/HR SLEEVE = -1.00 in IN REG= 50 (CCW)DEG OUT REG = 15 (CW)DEG P WB(in)= 4.20 in H20 P WB(out)= 4.00 in H20 FURNACE P= 0.04 in H20 COAL P= 4.20 in H20 MILL IN= 320 F MILL OUT= 169 F																					
T WB(in)= 566 F T WB(out)= 545 F SAMPLE= 1054 F EXIT 1=1545 F EXIT 2=1463 F EXIT 3=1568 F EXIT 4=1532 F EXIT 5= 0 F EXIT 6=1562 F EXIT(27')= 1571 F LWS(8')=1964 F LWS(13')= 1862 F LWS(19')= 1747 F																					
SORBENT LBS/HR= 0 SORBENT VELOCITY= 0 FT/SEC SORBENT AIR FLOW= 0 SCFM [Ca]/[S]= 0.00 INNER REGISTER ADJUSTMENT																					
VALID DATA POINT # 5 ELAPSED TIME, MIN 6 RECORD ON TRK 0 FILE 26																					
338	15:00:46	63.0	10748	2295	2563	2900	2332	2605	0	12695	2295	3120	7279	0.21	0.50	1.18	3.3	50.0	15.6	200.0	2650.0
											157	572	557				0.0	59.3	18.5	237.3	3144.1
0.0	0.0	61.3		357	664	666	669	666	605		65	42	72				3.0	50.8	15.9	203.4	2694.9
K-TRON= 5300 LBS/HR SLEEVE = -1.00 in IN REG= 90 (CCW)DEG OUT REG = 15 (CW)DEG P WB(in)= 4.20 in H20 P WB(out)= 4.00 in H20 FURNACE P= 0.04 in H20 COAL P= 4.20 in H20 MILL IN= 307 F MILL OUT= 170 F																					
T WB(in)= 572 F T WB(out)= 557 F SAMPLE= 1070 F EXIT 1=1550 F EXIT 2=1565 F EXIT 3=1550 F EXIT 4=1591 F EXIT 5= 0 F EXIT 6=1585 F EXIT(27')= 1083 F LWS(8')=2054 F LWS(13')= 1961 F LWS(19')= 1843 F																					
SORBENT LBS/HR= 0 SORBENT VELOCITY= 0 FT/SEC SORBENT AIR FLOW= 0 SCFM [Ca]/[S]= 0.00 INNER REGISTER ADJ. - NO SWIRL																					
VALID DATA POINT # 6 ELAPSED TIME, MIN 7 RECORD ON TRK 0 FILE 27																					

DATE	: 08-20-85	NOZZL.DES.	: BASELINE	
SYSTEM	: LWS-INS.	SEC.CONFGN	: BASELINE	
BURNER	: DRB-60 MKII	SPREADER	: DIFFUSER	
FUEL	: OHIO-PITT8	OIL CHECK	: 0.24	

PT#	TIME	LOAD MBTU/HR CALC	TA	PRIM	V-2	V-3	V-4	V-5	V-6	TOTAL	PRIM	SEC1	SEC2	PRIM	SEC1	SEC2(TOTAL)	O2	CO	CO2	NO	SO2
	OIL						FLOW SCFM					FLOW SCFM			SR (CUM)				MEASURED		
(%)	LOAD	MEAS	SCFM				TEMP (F)					TEMP (F)							CORR TO 0% O2		
												VELOCITY (FT/SEC)							CORR TO 3% O2		
351	15:13:20	64.3	10978	2355	2628	2951	2429	2675	0	13038	2355	3205	7478	0.21	0.51	1.19	3.4	45.0	15.4	180.0	2650.0
											157	581	571				0.0	53.7	18.4	214.8	3161.9
0.0	0.0	61.3		353	672	674	677	674	611		66	43	75				3.0	46.0	15.8	184.1	2710.2
K-TRON= 5300 LBS/HR SLEEVE = -1.00 in IN REG= 20 (CW)DEG OUT REG = 15 (CW)DEG P WB(in)= 5.10 in H2O P WB(out)= 4.90 in H2O FURNACE P= 0.04 in H2O COAL P= 4.50 in H2O MILL IN= 310 F MILL OUT= 170 F																					
T WB(in)= 581 F T WB(out)= 571 F SAMPLE= 1090 F EXIT 1=1587 F EXIT 2=1551 F EXIT 3=1589 F EXIT 4=1614 F EXIT 5= 0 F EXIT 6=1563 F EXIT(27')= 1593 F LWS(8')=2110 F LWS(13')= 1970 F LWS(19')= 1869 F																					
SORBENT LBS/HR= 0 SORBENT VELOCITY= 0 FT/SEC SORBENT AIR FLOW= 0 SCFM (Ca)/(S)= 0.00 INNER REGISTER ADJ. - CW																					
VALID DATA POINT # 7 ELAPSED TIME, MIN 7 RECORD ON TRK 0 FILE 28																					
358	15:20:33	64.4	10994	2362	2624	2964	2415	2691	0	13057	2362	3208	7486	0.21	0.51	1.19	3.4	50.0	15.4	180.0	2650.0
											157	587	576				0.0	59.7	18.4	214.8	3161.9
0.0	0.0	61.3		358	679	681	684	681	613		67	44	76				3.0	51.1	15.8	184.1	2710.2
K-TRON= 5300 LBS/HR SLEEVE = -1.00 in IN REG= 50 (CW)DEG OUT REG = 15 (CW)DEG P WB(in)= 5.10 in H2O P WB(out)= 4.90 in H2O FURNACE P= 0.04 in H2O COAL P= 4.20 in H2O MILL IN= 315 F MILL OUT= 169 F																					
T WB(in)= 587 F T WB(out)= 576 F SAMPLE= 1094 F EXIT 1=1603 F EXIT 2=1567 F EXIT 3=1613 F EXIT 4=1595 F EXIT 5= 0 F EXIT 6=1612 F EXIT(27')= 1605 F LWS(8')=2093 F LWS(13')= 1976 F LWS(19')= 1873 F																					
SORBENT LBS/HR= 0 SORBENT VELOCITY= 0 FT/SEC SORBENT AIR FLOW= 0 SCFM (Ca)/(S)= 0.00 INNER REGISTER ADJ. - CW																					
VALID DATA POINT # 8 ELAPSED TIME, MIN 7 RECORD ON TRK 0 FILE 29																					
402	15:50:59	66.3	11318	2323	2770	3197	2472	2746	0	13507	2323	3355	7829	0.21	0.50	1.19	3.5	50.0	15.0	190.0	2700.0
											158	501	483				0.0	60.0	18.0	228.0	3240.0
0.0	0.0	61.3		365	550	554	558	559	533		66	42	72				3.0	51.4	15.4	195.4	2777.1
K-TRON= 5300 LBS/HR SLEEVE = -1.00 in IN REG= 20 (CW)DEG OUT REG = 30 (CW)DEG P WB(in)= 3.80 in H2O P WB(out)= 3.60 in H2O FURNACE P= 0.05 in H2O COAL P= 4.50 in H2O MILL IN= 313 F MILL OUT= 170 F																					
T WB(in)= 501 F T WB(out)= 483 F SAMPLE= 1102 F EXIT 1=1626 F EXIT 2=1545 F EXIT 3=1591 F EXIT 4=1599 F EXIT 5= 0 F EXIT 6=1563 F EXIT(27')= 1642 F LWS(8')=2026 F LWS(13')= 1945 F LWS(19')= 1828 F																					
SORBENT LBS/HR= 0 SORBENT VELOCITY= 0 FT/SEC SORBENT AIR FLOW= 0 SCFM (Ca)/(S)= 0.00 OUTER REGISTER ADJ.																					
VALID DATA POINT # 9 ELAPSED TIME, MIN 6 RECORD ON TRK 0 FILE 30																					
408	15:56:10	65.9	11248	2371	2746	3198	2504	2765	0	13585	2371	3364	7850	0.21	0.51	1.21	3.7	40.0	14.6	190.0	2550.0
											158	496	475				0.0	48.6	17.7	230.6	3095.4
0.0	0.0	61.3		347	547	551	554	555	519		67	42	72				3.0	41.6	15.2	197.7	2653.2
K-TRON= 5300 LBS/HR SLEEVE = -1.00 in IN REG= 50 (CCW)DEG OUT REG = 30 (CW)DEG P WB(in)= 3.80 in H2O P WB(out)= 3.60 in H2O FURNACE P= 0.05 in H2O COAL P= 4.50 in H2O MILL IN= 307 F MILL OUT= 170 F																					
T WB(in)= 496 F T WB(out)= 475 F SAMPLE= 1102 F EXIT 1=1577 F EXIT 2=1494 F EXIT 3=1539 F EXIT 4=1564 F EXIT 5= 0 F EXIT 6=1557 F EXIT(27')= 1603 F LWS(8')=2015 F LWS(13')= 1919 F LWS(19')= 1808 F																					
SORBENT LBS/HR= 0 SORBENT VELOCITY= 0 FT/SEC SORBENT AIR FLOW= 0 SCFM (Ca)/(S)= 0.00 OUTER REGISTER ADJ.																					
VALID DATA POINT # 10 ELAPSED TIME, MIN 5 RECORD ON TRK 0 FILE 31																					

DATE : 08-22-85 NOZZLE DES. : BASELINE
SYSTEM : LOWS-TNS. SEC. CONFIG : BASELINE
BURNER : DRB-8D MKB SPREADER : DUPFUSER
FUEL : OHIO-PITTS COAL CHECK : 0.224

PT#	TIME	LOAD KBTU/HR	TA	PRIM	V-2	V-3	V-4	V-5	V-6	TOTAL	PRIM	SEC1	SEC2	PRIM	S C1	SEC2(TOTAL)	O2	CO	CO2	SO	SO2
	OIL	CALC					FLOW SCFM					FLOW SCFM			SR (CUM)				MEASURED		
(%)	LOAD	MEAS	SCFM				TEMP (F)					TEMP (F)							CORR TO 0% O2		
												VELOCITY (FT/SEC)							CORR TO 3% O2		
152	09:44:44	79.8	13483	2269	3538	3478	3270	3459	0	16013	2269	4123	9621	0.17	0.47	1.19	3.4	50.0	15.6	230.0	2600.0
											153	512	483				0.0	59.7	18.6	274.4	3102.3
	0.0	0.0	75.2	409	545	545	548	547	497		64	52	89				3.0	51.1	16.0	235.2	2659.1
K-TRON= 6500 LBS/HR SLEEVE = -1.00 in IN REG= 20 (CCW)DEG OUT REG = 15 (CW)DEG P WB(in)= 7.80 in H20 P WB(out)= 7.60 in H20 FURNACE P= 0.12 in H20 COAL P= 5.00 in H20 MILL IN= 353 F MILL OUT= 166 F																					
T WB(in)= 512 F T WB(out)= 483 F SAMPLE= 1170 F EXIT 1=1728 F EXIT 2=1680 F EXIT 3=1691 F EXIT 4=1718 F EXIT 5=1581 F EXIT 6=1678 F EXIT(27')= 1793 F LWS(8')=2096 F LWS(13')= 1997 F LWS(19')= 1894 F																					
SORBENT LBS/HR= 0 SORBENT VELOCITY= 0 FT/SEC SORBENT AIR FLOW= 0 SCFM (Ca)/(S)= 0.00 BASELINE FULL LOAD																					
VALID DATA POINT # 1 ELAPSED TIME, MIN 12 RECORD ON TRK 0 FILE 32																					
177	10:00:21	78.9	13467	2263	3597	3495	3305	3514	0	16174	2263	4173	9737	0.17	0.48	1.20	3.6	55.0	14.8	205.0	2650.0
											155	517	476				0.0	66.4	17.9	247.4	3178.3
	0.0	0.0	75.2	415	534	534	537	535	482		64	53	89				3.0	56.9	15.3	212.1	2741.4
K-TRON= 6500 LBS/HR SLEEVE = -1.00 in IN REG= 20 (CW)DEG OUT REG = 15 (CW)DEG P WB(in)= 7.40 in H20 P WB(out)= 7.20 in H20 FURNACE P= 0.10 in H20 COAL P= 5.00 in H20 MILL IN= 355 F MILL OUT= 168 F																					
T WB(in)= 517 F T WB(out)= 476 F SAMPLE= 1174 F EXIT 1=1710 F EXIT 2=1660 F EXIT 3=1646 F EXIT 4=1689 F EXIT 5=1563 F EXIT 6=1649 F EXIT(27')= 1763 F LWS(8')=2156 F LWS(13')= 2018 F LWS(19')= 1922 F																					
SORBENT LBS/HR= 0 SORBENT VELOCITY= 0 FT/SEC SORBENT AIR FLOW= 0 SCFM (Ca)/(S)= 0.00 INNER REGISTER TO CW																					
VALID DATA POINT # 2 ELAPSED TIME, MIN 8 RECORD ON TRK 0 FILE 33																					
330	11:40:54	65.1	11109	2382	2956	2801	2184	2870	0	13193	2382	3243	7568	0.21	0.51	1.19	3.4	55.0	0.0	185.0	2650.0
											156	512	503				0.0	65.6	0.0	220.7	3161.9
	0.0	0.0	60.2	339	502	500	503	504	519		67	41	71				3.0	56.3	0.0	189.2	2710.2
K-TRON= 5200 LBS/HR SLEEVE = -1.00 in IN REG= 20 (CW)DEG OUT REG = 15 (CW)DEG P WB(in)= 3.50 in H20 P WB(out)= 3.30 in H20 FURNACE P= 0.05 in H20 COAL P= 4.50 in H20 MILL IN= 299 F MILL OUT= 167 F																					
T WB(in)= 512 F T WB(out)= 503 F SAMPLE= 1094 F EXIT 1=1616 F EXIT 2=1591 F EXIT 3=1603 F EXIT 4=1597 F EXIT 5=1483 F EXIT 6=1559 F EXIT(27')= 1683 F LWS(8')=2156 F LWS(13')= 2009 F LWS(19')= 1691 F																					
SORBENT LBS/HR= 0 SORBENT VELOCITY= 0 FT/SEC SORBENT AIR FLOW= 0 SCFM (Ca)/(S)= 0.00 BASELINE (60E6)																					
VALID DATA POINT # 3 ELAPSED TIME, MIN 5 RECORD ON TRK 0 FILE 34																					
342	11:54:06	61.9	10560	2348	2864	2710	2142	2837	0	12900	2348	3166	7386	0.22	0.52	1.22	3.9	55.0	0.0	180.0	2750.0
											156	515	506				0.0	67.5	0.0	221.1	3377.2
	0.0	0.0	60.2	359	595	593	595	596	527		66	40	70				3.0	57.9	0.0	189.5	2894.7
K-TRON= 5200 LBS/HR SLEEVE = -1.00 in IN REG= 40 (CW)DEG OUT REG = 30 (CW)DEG P WB(in)= 3.00 in H20 P WB(out)= 2.90 in H20 FURNACE P= 0.03 in H20 COAL P= 4.50 in H20 MILL IN= 313 F MILL OUT= 166 F																					
T WB(in)= 515 F T WB(out)= 506 F SAMPLE= 1070 F EXIT 1=1594 F EXIT 2=1564 F EXIT 3=1579 F EXIT 4=1598 F EXIT 5=1454 F EXIT 6=1529 F EXIT(27')= 1668 F LWS(8')=2082 F LWS(13')= 1915 F LWS(19')= 1806 F																					
SORBENT LBS/HR= 0 SORBENT VELOCITY= 0 FT/SEC SORBENT AIR FLOW= 0 SCFM (Ca)/(S)= 0.00 REGISTER ADJ.																					
VALID DATA POINT # 4 ELAPSED TIME, MIN 10 RECORD ON TRK 0 FILE 35																					
361	12:03:59	61.9	10560	2388	2856	2682	2135	2837	0	12900	2388	3153	7359	0.23	0.52	1.22	3.9	55.0	15.6	165.0	2600.0
											157	524	514				0.0	67.5	19.2	202.6	3193.0
	0.0	0.0	60.2	348	602	599	602	603	533		67	40	70				3.0	57.9	16.4	173.7	2736.8
K-TRON= 5200 LBS/HR SLEEVE = -1.00 in IN REG= 70 (CW)DEG OUT REG = 30 (CW)DEG P WB(in)= 3.90 in H20 P WB(out)= 3.70 in H20 FURNACE P= 0.03 in H20 COAL P= 4.50 in H20 MILL IN= 305 F MILL OUT= 167 F																					
T WB(in)= 524 F T WB(out)= 514 F SAMPLE= 1062 F EXIT 1=1578 F EXIT 2=1516 F EXIT 3=1541 F EXIT 4=1542 F EXIT 5=1439 F EXIT 6=1511 F EXIT(27')= 1639 F LWS(8')=2040 F LWS(13')= 1901 F LWS(19')= 1802 F																					
SORBENT LBS/HR= 0 SORBENT VELOCITY= 0 FT/SEC SORBENT AIR FLOW= 0 SCFM (Ca)/(S)= 0.00 INNER REGISTER ADJ.																					
VALID DATA POINT # 5 ELAPSED TIME, MIN 8 RECORD ON TRK 0 FILE 36																					
394	12:32:00	62.3	10624	2350	2862	2709	2126	2857	0	12904	2350	3166	7308	0.22	0.52	1.21	3.8	35.0	0.0	175.0	2550.0
											156	526	516				0.0	42.7	0.0	213.7	3113.4
	0.0	0.0	60.2	355	613	610	613	614	541		66	41	70				3.0	36.6	0.0	183.1	2668.6
K-TRON= 5200 LBS/HR SLEEVE = -1.00 in IN REG= 65 (CCW)DEG OUT REG = 30 (CW)DEG P WB(in)= 3.90 in H20 P WB(out)= 3.70 in H20 FURNACE P= 0.03 in H20 COAL P= 4.50 in H20 MILL IN= 312 F MILL OUT= 167 F																					
T WB(in)= 526 F T WB(out)= 516 F SAMPLE= 1070 F EXIT 1=1521 F EXIT 2=1517 F EXIT 3=1474 F EXIT 4=1541 F EXIT 5=1508 F EXIT 6=1533 F EXIT(27')= 1593 F LWS(8')=2001 F LWS(13')= 1873 F LWS(19')= 1771 F																					
SORBENT LBS/HR= 0 SORBENT VELOCITY= 0 FT/SEC SORBENT AIR FLOW= 0 SCFM (Ca)/(S)= 0.00 INNER REGISTER ADJ.																					
VALID DATA POINT # 6 ELAPSED TIME, MIN 7 RECORD ON TRK 0 FILE 37																					

DATE	08-22-85	NOZZL. DES.	BASELINE
SYSTEM	LWS-INS.	SEC. CONFGN	BASELINE
BURNER	DRB-80 MK8	SPREADER	DIFFUSER
FUEL	OHIO-PITT8	OIL CHECK	0.24

PT#	TIME	LOAD MBTU/HR CALC	TA SCFM	PRIM	V-2	V-3	V-4	V-5	V-6	TOTAL	PRIM	SEC1	SEC2	PRIM	SEC1	SEC2(TOTAL)	O2	CO	CO2	NO	SO2
	OIL						FLOW SCFM					FLOW SCFM			SR (CUM)				MEASURED		
(%)	LOAD	MEAS					TEMP (F)					TEMP (F)							CORR TO 0% O2		
												VELOCITY (FT/SEC)							CORR TO 3% O2		
421	12:51:20	64.3	10968	2355	2858	2723	2108	2840	0	12884	2355	3159	7370	0.21	0.50	1.17	3.2	55.0	0.0	170.0	2600.0
											158	533	533				0.0	64.9	0.0	200.6	3067.4
0.0	0.0	60.2		346	614	612	615	615	541		67	41	71				3.0	55.6	0.0	171.9	2629.2
K-TRON= 5200 LBS/HR SLEEVE = -1.00 in IN REG= 35 (CCW)DEG OUT REG = 30 (CW)DEG P WB(in)= 3.90 in H20 P WB(out)= 3.70 in H20 FURNACE P= 0.05 in H20 COAL P= 4.50 in H20 MILL IN= 302 F MILL OUT= 168 F																					
T WB(in)= 533 F T WB(out)= 533 F SAMPLE= 1087 F EXIT 1=1577 F EXIT 2=1517 F EXIT 3=1563 F EXIT 4=1540 F EXIT 5=1486 F EXIT 6=1571 F EXIT(27')= 1556 F LWS(8')=1994 F LWS(13')= 1862 F LWS(19')= 1772 F																					
SORBENT LBS/HR= 0 SORBENT VELOCITY= 0 FT/SEC SORBENT AIR FLOW= 0 SCFM (Ca)/(S)= 0.00 INNER REGISTER ADJ.																					
VALID DATA POINT 0 7 ELAPSED TIME, MIN 10 RECORD ON TRK 0 FILE 38																					
459	13:11:51	61.8	10544	2418	2886	2713	2040	2823	0	12880	2418	3139	7324	0.23	0.53	1.22	3.9	55.0	0.0	190.0	2400.0
											158	524	524				0.0	67.5	0.0	233.3	2947.4
0.0	0.0	60.2		337	601	601	603	604	533		68	40	70				3.0	57.9	0.0	200.0	2526.3
K-TRON= 5200 LBS/HR SLEEVE = -1.00 in IN REG= 20 (CCW)DEG OUT REG = 30 (CW)DEG P WB(in)= 4.00 in H20 P WB(out)= 3.80 in H20 FURNACE P= 0.04 in H20 COAL P= 4.50 in H20 MILL IN= 290 F MILL OUT= 168 F																					
T WB(in)= 524 F T WB(out)= 524 F SAMPLE= 1085 F EXIT 1=1563 F EXIT 2=1491 F EXIT 3=1557 F EXIT 4=1518 F EXIT 5=1478 F EXIT 6=1547 F EXIT(27')= 1542 F LWS(8')=1961 F LWS(13')= 1838 F LWS(19')= 1737 F																					
SORBENT LBS/HR= 0 SORBENT VELOCITY= 0 FT/SEC SORBENT AIR FLOW= 0 SCFM (Ca)/(S)= 0.00 INNER REGISTER ADJ.																					
VALID DATA POINT 0 8 ELAPSED TIME, MIN 8 RECORD ON TRK 0 FILE 39																					
470	13:24:33	64.0	10926	2397	2935	2761	2116	2912	0	13122	2397	3217	7507	0.22	0.51	1.20	3.6	55.0	0.0	150.0	2600.0
											158	531	531				0.0	66.4	0.0	181.0	3137.9
0.0	0.0	60.2		342	598	598	599	602	528		68	42	73				3.0	56.9	0.0	155.2	2689.7
K-TRON= 5200 LBS/HR SLEEVE = -1.00 in IN REG= 20 (CCW)DEG OUT REG = 55 (CW)DEG P WB(in)= 2.10 in H20 P WB(out)= 2.00 in H20 FURNACE P= 0.03 in H20 COAL P= 4.50 in H20 MILL IN= 361 F MILL OUT= 168 F																					
T WB(in)= 531 F T WB(out)= 531 F SAMPLE= 1080 F EXIT 1=1542 F EXIT 2=1522 F EXIT 3=1504 F EXIT 4=1538 F EXIT 5=1468 F EXIT 6=1524 F EXIT(27')= 1513 F LWS(8')=1973 F LWS(13')= 1848 F LWS(19')= 1758 F																					
SORBENT LBS/HR= 0 SORBENT VELOCITY= 0 FT/SEC SORBENT AIR FLOW= 0 SCFM (Ca)/(S)= 0.00 OUTER REGISTER ADJ.																					
VALID DATA POINT 0 9 ELAPSED TIME, MIN 7 RECORD ON TRK 0 FILE 40																					
472	13:28:03	63.0	10755	2376	2932	2747	2103	2906	0	13064	2376	3206	7482	0.22	0.52	1.21	3.8	55.0	0.0	140.0	2650.0
											156	541	541				0.0	67.2	0.0	170.9	3235.5
0.0	0.0	60.2		362	598	598	599	601	528		67	42	73				3.0	57.6	0.0	146.5	2773.3
K-TRON= 5200 LBS/HR SLEEVE = -1.00 in IN REG= 90 (CCW)DEG OUT REG = 55 (CW)DEG P WB(in)= 3.00 in H20 P WB(out)= 3.10 in H20 FURNACE P= 0.03 in H20 COAL P= 4.50 in H20 MILL IN= 316 F MILL OUT= 167 F																					
T WB(in)= 541 F T WB(out)= 541 F SAMPLE= 1073 F EXIT 1=1551 F EXIT 2=1498 F EXIT 3=1493 F EXIT 4=1534 F EXIT 5=1428 F EXIT 6=1486 F EXIT(27')= 1533 F LWS(8')=1967 F LWS(13')= 1843 F LWS(19')= 1746 F																					
SORBENT LBS/HR= 0 SORBENT VELOCITY= 0 FT/SEC SORBENT AIR FLOW= 0 SCFM (Ca)/(S)= 0.00 INNER REGISTER WIDE OPEN																					
VALID DATA POINT 0 10 ELAPSED TIME, MIN 5 RECORD ON TRK 0 FILE 41																					
513	13:56:08	61.5	10496	2398	2859	2762	2075	2800	0	12895	2398	3149	7348	0.23	0.53	1.23	4.0	45.0	0.0	200.0	2450.0
											160	555	555				0.0	55.6	0.0	247.1	3026.5
0.0	0.0	60.2		344	604	604	605	606	533		68	42	73				3.0	47.6	0.0	211.8	2594.1
K-TRON= 5200 LBS/HR SLEEVE = -1.00 in IN REG= 20 (CCW)DEG OUT REG = 15 (CW)DEG P WB(in)= 5.00 in H20 P WB(out)= 4.80 in H20 FURNACE P= 0.04 in H20 COAL P= 4.50 in H20 MILL IN= 307 F MILL OUT= 168 F																					
T WB(in)= 555 F T WB(out)= 555 F SAMPLE= 1092 F EXIT 1=1584 F EXIT 2=1515 F EXIT 3=1548 F EXIT 4=1553 F EXIT 5=1478 F EXIT 6=1551 F EXIT(27')= 1559 F LWS(8')=2001 F LWS(13')= 1891 F LWS(19')= 1782 F																					
SORBENT LBS/HR= 0 SORBENT VELOCITY= 0 FT/SEC SORBENT AIR FLOW= 0 SCFM (Ca)/(S)= 0.00 OPTIMUM REGISTER SETTINGS																					
VALID DATA POINT 0 11 ELAPSED TIME, MIN 8 RECORD ON TRK 0 FILE 42																					
527	14:07:11	61.8	10550	2409	2860	2749	2098	2845	0	12962	2409	3166	7387	0.23	0.53	1.23	4.0	50.0	0.0	200.0	2350.0
											159	551	551				0.0	61.8	0.0	247.1	2902.9
0.0	0.0	59.0		332	605	604	606	607	537		68	42	73				3.0	52.9	0.0	211.8	2488.2
K-TRON= 5100 LBS/HR SLEEVE = -0.50 in IN REG= 20 (CCW)DEG OUT REG = 15 (CW)DEG P WB(in)= 6.10 in H20 P WB(out)= 5.90 in H20 FURNACE P= 0.04 in H20 COAL P= 4.50 in H20 MILL IN= 301 F MILL OUT= 169 F																					
T WB(in)= 551 F T WB(out)= 551 F SAMPLE= 1096 F EXIT 1=1577 F EXIT 2=1518 F EXIT 3=1586 F EXIT 4=1532 F EXIT 5=1531 F EXIT 6=1561 F EXIT(27')= 1554 F LWS(8')=1990 F LWS(13')= 1876 F LWS(19')= 1772 F																					
SORBENT LBS/HR= 0 SORBENT VELOCITY= 0 FT/SEC SORBENT AIR FLOW= 0 SCFM (Ca)/(S)= 0.00 PUSH SLEEVE IN																					
VALID DATA POINT 0 12 ELAPSED TIME, MIN 10 RECORD ON TRK 0 FILE 43																					

DATE	08-22-85	NOZZL. DES.	BASELINE
SYSTEM	LWS-INS.	SEC. CONFGN	BASELINE
BURNER	DRB-80 MKII	SPREADER	DEEPUSER
FUEL	OHIO-PITTS	OIL CHECK	0.224

PT#	TIME	LOAD MBTU/HR CALC	TA SCFM	PRIM	V-2	V-3	V-4	V-5	V-6	TOTAL	PRIM	SEC1	SEC2	PRIM	SEC1	SEC2(TOTAL)	O2	CO	CO2	NO	SO2
		OIL					FLOW SCFM					FLOW SCFM				SR (CUM)			MEASURED		
							TEMP (F)					TEMP (F)							CORR TO 0% O2		
(%)	LOAD	MEAS										VELOCITY (FT/SEC)							CORR TO 3% O2		
540	14:18:27	64.3	10968	2370	3023	2915	2188	2979	0	13475	2370	3332	7774	0.22	0.52	1.23	4.0	45.0	0.0	210.0	2300.0
											159	517	517				0.0	55.6	0.0	259.4	2841.2
0.0	0.0	59.0		348	603	602	604	605	535		67	42	74				3.0	47.6	0.0	222.4	2435.3
K-TRON= 5100 LBS/HR SLEEVE = -2.00 in IN REG= 20 (CCW)DEG OUT REG = 15 (CW)DEG P WB(in)= 4.50 in H2O P WB(out)= 4.30 in H2O FURNACE P= 0.04 in H2O COAL P= 4.50 in H2O MILL IN= 302 F MILL OUT= 168 F																					
T WB(in)= 517 F T WB(out)= 517 F SAMPLE= 1108 F EXIT 1=1586 F EXIT 2=1547 F EXIT 3=1564 F EXIT 4=1591 F EXIT 5=1456 F EXIT 6=1545 F EXIT(27')= 1564 F LWS(8')=2029 F LWS(13')= 1870 F LWS(19')= 1782 F																					
SORBENT LBS/HR= 0 SORBENT VELOCITY= 0 FT/SEC SORBENT AIR FLOW= 0 SCFM (Ca)/(S)= 0.00 PULL SLEEVE OUT																					
VALID DATA POINT # 13 ELAPSED TIME, MIN 8 RECORD ON TRK 0 FILE 44																					
621	15:07:36	60.3	10288	2418	2778	2679	2019	2754	0	12639	2418	3066	7155	0.24	0.53	1.23	4.0	45.0	15.0	190.0	2500.0
											159	561	562				0.0	55.6	18.5	234.7	3088.2
0.0	0.0	58.2		342	670	667	670	670	574		68	41	71				3.0	47.6	15.9	201.2	2647.1
K-TRON= 5030 LBS/HR SLEEVE = -0.50 in IN REG= 20 (CCW)DEG OUT REG = 15 (CW)DEG P WB(in)= 6.20 in H2O P WB(out)= 6.00 in H2O FURNACE P= 0.03 in H2O COAL P= 4.50 in H2O MILL IN= 300 F MILL OUT= 169 F																					
T WB(in)= 561 F T WB(out)= 562 F SAMPLE= 1102 F EXIT 1=1600 F EXIT 2=1525 F EXIT 3=1586 F EXIT 4=1541 F EXIT 5=1520 F EXIT 6=1583 F EXIT(27')= 1577 F LWS(8')=2020 F LWS(13')= 1894 F LWS(19')= 1813 F																					
SORBENT LBS/HR= 0 SORBENT VELOCITY= 0 FT/SEC SORBENT AIR FLOW= 0 SCFM (Ca)/(S)= 0.00 BASELINE (60)																					
VALID DATA POINT # 14 ELAPSED TIME, MIN 5 RECORD ON TRK 0 FILE 45																					
631	15:16:29	61.5	10490	2416	2679	2587	1978	2669	0	12322	2416	2972	6934	0.23	0.51	1.17	3.2	55.0	15.4	170.0	2650.0
											159	569	570				0.0	64.9	18.2	200.6	3126.4
0.0	0.0	58.2		339	674	672	674	674	588		68	40	70				3.0	55.6	15.6	171.9	2679.8
K-TRON= 5030 LBS/HR SLEEVE = -0.50 in IN REG= 20 (CCW)DEG OUT REG = 15 (CW)DEG P WB(in)= 6.20 in H2O P WB(out)= 6.00 in H2O FURNACE P= 0.03 in H2O COAL P= 4.50 in H2O MILL IN= 295 F MILL OUT= 169 F																					
T WB(in)= 569 F T WB(out)= 570 F SAMPLE= 1091 F EXIT 1=1606 F EXIT 2=1570 F EXIT 3=1602 F EXIT 4=1579 F EXIT 5=1501 F EXIT 6=1596 F EXIT(27')= 1583 F LWS(8')=2066 F LWS(13')= 1930 F LWS(19')= 1847 F																					
SORBENT LBS/HR= 0 SORBENT VELOCITY= 0 FT/SEC SORBENT AIR FLOW= 0 SCFM (Ca)/(S)= 0.00 EXCESS AIR CURVE																					
VALID DATA POINT # 15 ELAPSED TIME, MIN 6 RECORD ON TRK 0 FILE 46																					
650	15:34:02	62.9	10737	2397	3024	2951	2213	2998	0	13582	2397	3356	7838	0.22	0.54	1.26	4.5	40.0	15.4	200.0	2450.0
											160	474	474				0.0	50.9	19.6	254.5	3118.2
0.0	0.0	58.2		351	532	536	539	540	500		68	41	71				3.0	43.6	16.8	218.2	2672.7
K-TRON= 5030 LBS/HR SLEEVE = -0.50 in IN REG= 20 (CCW)DEG OUT REG = 15 (CW)DEG P WB(in)= 6.50 in H2O P WB(out)= 6.20 in H2O FURNACE P= 0.03 in H2O COAL P= 4.50 in H2O MILL IN= 307 F MILL OUT= 169 F																					
T WB(in)= 474 F T WB(out)= 474 F SAMPLE= 1109 F EXIT 1=1563 F EXIT 2=1527 F EXIT 3=1567 F EXIT 4=1529 F EXIT 5=1505 F EXIT 6=1544 F EXIT(27')= 1540 F LWS(8')=1958 F LWS(13')= 1867 F LWS(19')= 1761 F																					
SORBENT LBS/HR= 0 SORBENT VELOCITY= 0 FT/SEC SORBENT AIR FLOW= 0 SCFM (Ca)/(S)= 0.00 EXCESS AIR CURVE																					
VALID DATA POINT # 16 ELAPSED TIME, MIN 10 RECORD ON TRK 0 FILE 47																					
681	15:51:03	59.3	10116	2308	3186	3068	2324	3160	0	14047	2308	3522	8217	0.23	0.58	1.39	6.0	30.0	14.2	180.0	2150.0
											158	414	415				0.0	42.0	19.9	252.0	3010.0
0.0	0.0	59.4		356	462	466	468	470	434		65	40	70				3.0	36.0	17.0	216.0	2580.0
K-TRON= 5130 LBS/HR SLEEVE = -0.50 in IN REG= 20 (CCW)DEG OUT REG = 15 (CW)DEG P WB(in)= 6.60 in H2O P WB(out)= 6.40 in H2O FURNACE P= 0.05 in H2O COAL P= 4.50 in H2O MILL IN= 317 F MILL OUT= 168 F																					
T WB(in)= 414 F T WB(out)= 415 F SAMPLE= 1114 F EXIT 1=1536 F EXIT 2=1509 F EXIT 3=1535 F EXIT 4=1553 F EXIT 5=1419 F EXIT 6=1515 F EXIT(27')= 1516 F LWS(8')=1950 F LWS(13')= 1810 F LWS(19')= 1746 F																					
SORBENT LBS/HR= 0 SORBENT VELOCITY= 0 FT/SEC SORBENT AIR FLOW= 0 SCFM (Ca)/(S)= 0.00 EXCESS AIR CURVE																					
VALID DATA POINT # 17 ELAPSED TIME, MIN 10 RECORD ON TRK 0 FILE 48																					
733	16:22:22	41.8	7138	2400	2195	1957	1816	1878	0	10246	2400	2354	5492	0.34	0.67	1.44	6.5	30.0	12.4	180.0	2050.0
											157	458	459				0.0	43.4	18.0	260.7	2969.0
0.0	0.0	40.5		333	549	546	551	548	469		68	28	49				3.0	37.2	15.4	223.4	2544.8
K-TRON= 3500 LBS/HR SLEEVE = -0.50 in IN REG= 20 (CCW)DEG OUT REG = 15 (CW)DEG P WB(in)= 3.60 in H2O P WB(out)= 3.40 in H2O FURNACE P= 0.01 in H2O COAL P= 4.50 in H2O MILL IN= 286 F MILL OUT= 169 F																					
T WB(in)= 458 F T WB(out)= 459 F SAMPLE= 971 F EXIT 1=1387 F EXIT 2=1385 F EXIT 3=1410 F EXIT 4=1362 F EXIT 5=1333 F EXIT 6=1398 F EXIT(27')= 1372 F LWS(8')=1769 F LWS(13')= 1668 F LWS(19')= 1586 F																					
SORBENT LBS/HR= 0 SORBENT VELOCITY= 0 FT/SEC SORBENT AIR FLOW= 0 SCFM (Ca)/(S)= 0.00 DROP LOAD TO 40 - EXCESS AIR																					
VALID DATA POINT # 18 ELAPSED TIME, MIN 8 RECORD ON TRK 0 FILE 49																					

DATE : 08-24-88 NOZZL. DES. : BASELINE
SYSTEM : LWS-INS. SEC. CONFGN : BASELINE
BURNER : DRB-8D MKB SPREADER : DIFFUSER
FUEL : OHIO-PITTS OIL CHECK : 0.24

PTS OIL (%)	TIME	LOAD MBTU/HR CALC LOAD	LOAD MBTU/HR MEAS	TA SCFM	PRIM FLOW SCFM TEMP (F)	V-2 FLOW SCFM TEMP (F)	V-3 FLOW SCFM TEMP (F)	V-4 FLOW SCFM TEMP (F)	V-5 FLOW SCFM TEMP (F)	V-6 FLOW SCFM TEMP (F)	TOTAL FLOW SCFM TEMP (F)	PRIM TEMP (F) VELOCITY (FT/SEC)	SEC1 TEMP (F) VELOCITY (FT/SEC)	SEC2 TEMP (F) VELOCITY (FT/SEC)	PRIM SR (CUM)	SEC1 SR (CUM)	SEC2(TOTAL) SR (CUM)	O2 MEASURED CORR TO 0% O2 CORR TO 3% O2	CO MEASURED CORR TO 0% O2 CORR TO 3% O2	CO2 MEASURED CORR TO 0% O2 CORR TO 3% O2	NO MEASURED CORR TO 0% O2 CORR TO 3% O2	SO2 MEASURED CORR TO 0% O2 CORR TO 3% O2
788	16:59:59	52.4	8944		2310	2134	2040	1930	1979	0	10392	2310	2425	5657	0.26	0.53	1.16	3.0	75.0	16.0	170.8	2550.0
												157	521	522				0.0	87.5	18.7	198.3	2975.0
0.0	0.0	53.2			349	612	618	617	613	544		65	31	54				3.0	75.0	16.0	170.0	2550.0

K-TRON= 4600 LBS/HR SLEEVE = -0.50 in IN REG= 20 (CCW)DEG OUT REG = 15 (CW)DEG P WB(in)= 3.60 in H20 P WB(out)= 3.40 in H20 FURNACE P= 0.01 in H20 COAL P= 4.50 in H20 MILL IN= 309 F MILL OUT= 169 F
T WB(in)= 521 F T WB(out)= 522 F SAMPLE= 1009 F EXIT 1=1531 F EXIT 2=1536 F EXIT 3=1553 F EXIT 4=1519 F EXIT 5=1463 F EXIT 6=1551 F EXIT(27')= 1498 F LWS(8')=1920 F LWS(13')= 1720 F LWS(19')= 1716 F
SORBENT LBS/HR= 0 SORBENT VELOCITY= 0 FT/SEC SORBENT AIR FLOW= 0 SCFM (Ca)/(S)= 0.00 DROP LOAD TO 50 - EXCESS AIR
VALID DATA POINT # 19 ELAPSED TIME, MIN 5 RECORD ON TRK 0 FILE 50

PTS OIL (%)	TIME	LOAD MBTU/HR CALC LOAD	LOAD MBTU/HR MEAS	TA SCFM	PRIM FLOW SCFM TEMP (F)	V-2 FLOW SCFM TEMP (F)	V-3 FLOW SCFM TEMP (F)	V-4 FLOW SCFM TEMP (F)	V-5 FLOW SCFM TEMP (F)	V-6 FLOW SCFM TEMP (F)	TOTAL FLOW SCFM TEMP (F)	PRIM TEMP (F) VELOCITY (FT/SEC)	SEC1 TEMP (F) VELOCITY (FT/SEC)	SEC2 TEMP (F) VELOCITY (FT/SEC)	PRIM SR (CUM)	SEC1 SR (CUM)	SEC2(TOTAL) SR (CUM)	O2 MEASURED CORR TO 0% O2 CORR TO 3% O2	CO MEASURED CORR TO 0% O2 CORR TO 3% O2	CO2 MEASURED CORR TO 0% O2 CORR TO 3% O2	NO MEASURED CORR TO 0% O2 CORR TO 3% O2	SO2 MEASURED CORR TO 0% O2 CORR TO 3% O2
817	17:21:11	52.8	9012		2343	2308	2295	2286	2167	0	11400	2343	2717	6339	0.26	0.56	1.26	4.5	55.0	14.8	150.8	2450.0
												156	522	522				0.0	70.0	18.8	190.9	3118.2
0.0	0.0	52.1			352	612	618	617	613	547		66	35	61				3.0	60.0	16.1	163.6	2672.7

K-TRON= 4500 LBS/HR SLEEVE = -0.50 in IN REG= 20 (CCW)DEG OUT REG = 15 (CW)DEG P WB(in)= 4.60 in H20 P WB(out)= 4.40 in H20 FURNACE P= 0.04 in H20 COAL P= 4.50 in H20 MILL IN= 366 F MILL OUT= 168 F
T WB(in)= 522 F T WB(out)= 522 F SAMPLE= 1023 F EXIT 1=1491 F EXIT 2=1485 F EXIT 3=1507 F EXIT 4=1463 F EXIT 5=1403 F EXIT 6=1479 F EXIT(27')= 1473 F LWS(8')=1913 F LWS(13')= 1792 F LWS(19')= 1712 F
SORBENT LBS/HR= 0 SORBENT VELOCITY= 0 FT/SEC SORBENT AIR FLOW= 0 SCFM (Ca)/(S)= 0.00 EXCESS AIR CURVE - 50
VALID DATA POINT # 20 ELAPSED TIME, MIN 5 RECORD ON TRK 0 FILE 51

PTS OIL (%)	TIME	LOAD MBTU/HR CALC LOAD	LOAD MBTU/HR MEAS	TA SCFM	PRIM FLOW SCFM TEMP (F)	V-2 FLOW SCFM TEMP (F)	V-3 FLOW SCFM TEMP (F)	V-4 FLOW SCFM TEMP (F)	V-5 FLOW SCFM TEMP (F)	V-6 FLOW SCFM TEMP (F)	TOTAL FLOW SCFM TEMP (F)	PRIM TEMP (F) VELOCITY (FT/SEC)	SEC1 TEMP (F) VELOCITY (FT/SEC)	SEC2 TEMP (F) VELOCITY (FT/SEC)	PRIM SR (CUM)	SEC1 SR (CUM)	SEC2(TOTAL) SR (CUM)	O2 MEASURED CORR TO 0% O2 CORR TO 3% O2	CO MEASURED CORR TO 0% O2 CORR TO 3% O2	CO2 MEASURED CORR TO 0% O2 CORR TO 3% O2	NO MEASURED CORR TO 0% O2 CORR TO 3% O2	SO2 MEASURED CORR TO 0% O2 CORR TO 3% O2
859	17:49:09	53.6	9140		2381	2502	2622	2699	2488	0	12692	2381	3093	7218	0.26	0.60	1.39	6.0	68.0	13.0	160.0	2175.0
												155	482	482				0.0	95.2	18.2	224.8	3045.0
0.0	0.0	49.8			340	556	558	565	563	486		67	38	66				3.0	81.6	15.6	192.0	2610.0

K-TRON= 4300 LBS/HR SLEEVE = -0.50 in IN REG= 20 (CCW)DEG OUT REG = 15 (CW)DEG P WB(in)= 5.60 in H20 P WB(out)= 5.40 in H20 FURNACE P= 0.06 in H20 COAL P= 4.50 in H20 MILL IN= 304 F MILL OUT= 168 F
T WB(in)= 482 F T WB(out)= 482 F SAMPLE= 1067 F EXIT 1=1499 F EXIT 2=1481 F EXIT 3=1503 F EXIT 4=1532 F EXIT 5=1374 F EXIT 6=1487 F EXIT(27')= 1480 F LWS(8')=1910 F LWS(13')= 1759 F LWS(19')= 1702 F
SORBENT LBS/HR= 0 SORBENT VELOCITY= 0 FT/SEC SORBENT AIR FLOW= 0 SCFM (Ca)/(S)= 0.00 EXCESS AIR CURVE - 50
VALID DATA POINT # 21 ELAPSED TIME, MIN 12 RECORD ON TRK 0 FILE 52

DATE	:	08-22-85	NOZZL. DES.	:	BASELINE
SYSTEM	:	LWS-INS.	SEC. CONFGN	:	BASELINE
BURNER	:	DRB-80 MK0	SPREADER	:	IMPELLER
FUEL	:	OHIO-PITT8	OIL CHECK	:	5.21

PT#	TIME	LOAD MBTU/HR	TA	PRIM	V-2	V-3	V-4	V-5	V-6	TOTAL	PRIM	SEC1	SEC2	PRIM	SEC1	SEC2(TOTAL)	O2	CO	CO2	NO	SO2
	OIL	CALC					FLOW SCFM					FLOW SCFM			SR (CUM)				MEASURED		
(%)	LOAD	MEAS	SCFM				TEMP (F)					TEMP (F)							CORR TO 0% O2		
												VELOCITY (FT/SEC)							CORR TO 3% O2		
251	10:42:45	80.6	13746	2390	3574	3324	3513	3708	0	16509	2390	4236	9884	0.17	0.48	1.20	3.6	48.0	14.8	680.0	2300.0
											159	555	555				0.0	48.3	17.9	724.1	2775.9
0.0	0.0	71.8		342	598	589	592	591	585		68	56	98				3.0	41.4	15.3	620.7	2379.3
K-TRON= 6200 LBS/HR SLEEVE = -0.50 in IN REG= 20 (CCW)DEG OUT REG = 15 (CW)DEG SPREADER = 0.0 in P WB(out)= 9.60 in H20 FURNACE P= 0.13 in H20 COAL P= 5.30 in H20 MILL IN= 316 F MILL OUT= 165 F																					
T WB(in)= 555 F T WB(out)= 555 F SAMPLE= 1125 F EXIT 1=1691 F EXIT 2=1654 F EXIT 3=1679 F EXIT 4=1672 F EXIT 5=1658 F EXIT 6=1683 F EXIT(27')= 1768 F LWS(8')=2141 F LWS(13')= 1986 F LWS(19')= 1874 F																					
SORBENT LBS/HR= 0 SORBENT VELOCITY= 0 FT/SEC SORBENT AIR FLOW= 0 SCFM (Ca)/(S)= 0.00 BASELINE FULL LOAD																					
VALID DATA POINT 0 1 ELAPSED TIME, MIN 6 RECORD ON TRK 0 FILE 70																					
303	11:17:30	80.4	13718	2302	3564	3307	3518	3693	0	16383	2302	4224	9857	0.17	0.43	1.19	3.5	35.0	14.6	660.0	1850.0
											157	541	542				0.0	42.0	17.5	792.0	2220.0
0.0	0.0	72.1		366	592	591	594	592	507		65	55	96				3.0	36.0	15.0	678.9	1902.9
K-TRON= 6230 LBS/HR SLEEVE = -0.50 in IN REG= 20 (CCW)DEG OUT REG = 15 (CW)DEG SPREADER = 4.0 in P WB(out)= 9.60 in H20 FURNACE P= 0.13 in H20 COAL P= 3.50 in H20 MILL IN= 324 F MILL OUT= 164 F																					
T WB(in)= 541 F T WB(out)= 542 F SAMPLE= 1123 F EXIT 1=1669 F EXIT 2=1651 F EXIT 3=1692 F EXIT 4=1638 F EXIT 5=1690 F EXIT 6=1687 F EXIT(27')= 1753 F LWS(8')=2163 F LWS(13')= 1988 F LWS(19')= 1804 F																					
SORBENT LBS/HR= 0 SORBENT VELOCITY= 0 FT/SEC SORBENT AIR FLOW= 0 SCFM (Ca)/(S)= 0.00 SPREADER IN, FULL LOAD																					
VALID DATA POINT 0 2 ELAPSED TIME, MIN 10 RECORD ON TRK 0 FILE 71																					
335	11:42:00	79.5	13571	2285	3555	3315	3498	3646	0	16298	2285	4204	9809	0.17	0.48	1.20	3.6	35.0	14.6	700.8	1850.0
											158	543	542				0.0	42.2	17.6	844.8	2232.8
0.0	0.0	72.5		359	591	589	593	592	505		65	55	96				3.0	36.2	15.1	724.1	1913.8
K-TRON= 6240 LBS/HR SLEEVE = -0.50 in IN REG= 20 (CCW)DEG OUT REG = 15 (CW)DEG SPREADER = 6.0 in P WB(out)= 9.40 in H20 FURNACE P= 0.14 in H20 COAL P= 3.20 in H20 MILL IN= 316 F MILL OUT= 164 F																					
T WB(in)= 543 F T WB(out)= 542 F SAMPLE= 1137 F EXIT 1=1694 F EXIT 2=1683 F EXIT 3=1712 F EXIT 4=1674 F EXIT 5=1686 F EXIT 6=1724 F EXIT(27')= 1641 F LWS(8')=2221 F LWS(13')= 2024 F LWS(19')= 1919 F																					
SORBENT LBS/HR= 0 SORBENT VELOCITY= 0 FT/SEC SORBENT AIR FLOW= 0 SCFM (Ca)/(S)= 0.00 SPREADER IN 6, FULL LOAD																					
VALID DATA POINT 0 3 ELAPSED TIME, MIN 10 RECORD ON TRK 0 FILE 72																					
364	12:04:18	80.5	13735	2399	3532	3275	3508	3690	0	16404	2399	4201	9833	0.17	0.48	1.19	3.5	40.0	14.6	670.0	2450.0
											157	542	542				0.0	48.0	17.5	804.0	2940.0
0.0	0.0	73.6		347	591	589	593	591	503		68	55	96				3.0	41.1	15.0	689.1	2520.0
K-TRON= 6360 LBS/HR SLEEVE = -0.50 in IN REG= 20 (CCW)DEG OUT REG = 15 (CW)DEG SPREADER = 8.0 in P WB(out)= 9.40 in H20 FURNACE P= 0.13 in H20 COAL P= 3.20 in H20 MILL IN= 306 F MILL OUT= 164 F																					
T WB(in)= 542 F T WB(out)= 542 F SAMPLE= 1139 F EXIT 1=1657 F EXIT 2=1664 F EXIT 3=1684 F EXIT 4=1638 F EXIT 5=1679 F EXIT 6=1698 F EXIT(27')= 1578 F LWS(8')=2184 F LWS(13')= 2002 F LWS(19')= 1902 F																					
SORBENT LBS/HR= 0 SORBENT VELOCITY= 0 FT/SEC SORBENT AIR FLOW= 0 SCFM (Ca)/(S)= 0.00 SPREADER IN 8, FULL LOAD																					
VALID DATA POINT 0 4 ELAPSED TIME, MIN 6 RECORD ON TRK 0 FILE 73																					
438	12:51:06	80.9	13804	2128	3662	3364	3620	3804	0	16579	2128	4335	10115	0.15	0.47	1.20	3.6	40.0	14.9	680.0	2250.0
											150	533	534				0.0	48.3	18.0	820.7	2715.5
0.0	0.0	73.6		368	588	587	590	589	503		60	56	98				3.0	41.4	15.4	703.4	2327.6
K-TRON= 6360 LBS/HR SLEEVE = -0.50 in IN REG= 20 (CCW)DEG OUT REG = 15 (CW)DEG SPREADER = -2.0 in P WB(out)= 10.00 in H20 FURNACE P= 0.14 in H20 COAL P= 8.00 in H20 MILL IN= 317 F MILL OUT= 165 F																					
T WB(in)= 533 F T WB(out)= 534 F SAMPLE= 1151 F EXIT 1=1701 F EXIT 2=1645 F EXIT 3=1681 F EXIT 4=1676 F EXIT 5=1647 F EXIT 6=1702 F EXIT(27')= 1622 F LWS(8')=2189 F LWS(13')= 2046 F LWS(19')= 1913 F																					
SORBENT LBS/HR= 0 SORBENT VELOCITY= 0 FT/SEC SORBENT AIR FLOW= 0 SCFM (Ca)/(S)= 0.00 PULL SPREADER OUT 2, FULL LOAD																					
VALID DATA POINT 0 5 ELAPSED TIME, MIN 10 RECORD ON TRK 0 FILE 74																					
483	13:21:19	83.4	14227	2290	3735	3439	3690	3837	0	16992	2290	4410	10291	0.16	0.47	1.19	3.5	35.0	14.8	630.0	2250.0
											159	531	531				0.0	42.0	17.8	756.0	2700.0
0.0	0.0	72.9		339	584	504	589	587	494		65	57	99				3.0	36.0	15.2	648.0	2314.3
K-TRON= 6300 LBS/HR SLEEVE = -0.50 in IN REG= 20 (CCW)DEG OUT REG = 15 (CW)DEG SPREADER = -4.0 in P WB(out)= 10.10 in H20 FURNACE P= 0.15 in H20 COAL P= 9.00 in H20 MILL IN= 306 F MILL OUT= 166 F																					
T WB(in)= 531 F T WB(out)= 531 F SAMPLE= 1157 F EXIT 1=1705 F EXIT 2=1684 F EXIT 3=1693 F EXIT 4=1690 F EXIT 5=1691 F EXIT 6=1713 F EXIT(27')= 1624 F LWS(8')=2231 F LWS(13')= 2051 F LWS(19')= 1919 F																					
SORBENT LBS/HR= 0 SORBENT VELOCITY= 0 FT/SEC SORBENT AIR FLOW= 0 SCFM (Ca)/(S)= 0.00 SPREADER AT -4, FULL LOAD																					
VALID DATA POINT 0 6 ELAPSED TIME, MIN 10 RECORD ON TRK 0 FILE 75																					

DATE	: 08-23-85	NOZZL. DES.	: BASELINE
SYSTEM	: LWS-INS.	SEC. CONFGN	: BASELINE
BURNER	: DRB-60 MKB	SPREADER	: IMPELLER
FUEL	: OHIO-PITT 8	OIL CHECK	: S. 21

PT#	TIME	LOAD MBTU/HR CALC / MEAS	TA SCFM	PRIM	V-2	V-3	V-4	V-5	V-6	TOTAL	PRIM	SEC1	SEC2	PRIM	SEC1	SEC2(TOTAL)	O2	CO	CO2 MEASURED / CORR TO 0% O2 / CORR TO 3% O2	NO	SO2
				FLOW SCFM							FLOW SCFM			SR (CUM)							
OIL (%)	LOAD			TEMP (F)							TEMP (F)										
											VELOCITY (FT/SEC)										
514	13:44:05	83.3	14223	2313	3718	3493	3697	3861	0	17082	2313	4431	10338	0.16	0.47	1.20	3.6	35.8	14.8	260.0	2200.0
											158	535	535				0.0	42.2	17.9	313.8	2655.2
0.0	0.0	73.5		342	584	585	589	587	490		65	57	100				3.0	36.2	15.3	269.0	2275.9

K-TRON= 6350 LBS/HR SLEEVE = -0.50 in IN REG= 28 (CCW)DEG OUT REG = 15 (CW)DEG SPREADER = -6.0 in P WB(out)= 10.20 in H2O FURNACE P= 0.14 in H2O COAL P= 9.00 in H2O MILL IN= 309 F MILL OUT= 166 F
T WB(in)= 535 F T WB(out)= 535 F SAMPLE= 1151 F EXIT 1=1724 F EXIT 2=1691 F EXIT 3=1721 F EXIT 4=1692 F EXIT 5=1663 F EXIT 6=1717 F EXIT(27')= 1641 F LWS(8')=2198 F LWS(13')= 2039 F LWS(19')= 1906 F
SORBENT LBS/HR= 0 SORBENT VELOCITY= 0 FT/SEC SORBENT AIR FLOW= 0 SCFM (Ca)/(S)= 0.00 SPREADER AT -6, LONG FLAME
VALID DATA POINT # 7 ELAPSED TIME, MIN 10 RECORD ON TRK 0 FILE 76

548	14:06:37	80.3	13701	2333	3670	3396	3623	3813	0	16833	2333	4350	10150	0.17	0.49	1.23	4.0	30.0	14.6	280.0	2150.0
											160	525	525				0.0	37.1	18.0	345.9	2655.9
0.0	0.0	73.5		343	585	585	589	588	492		66	56	98				3.0	31.8	15.5	296.5	2276.5

K-TRON= 6350 LBS/HR SLEEVE = -0.50 in IN REG= 28 (CCW)DEG OUT REG = 15 (CW)DEG SPREADER = -4.5 in P WB(out)= 10.20 in H2O FURNACE P= 0.13 in H2O COAL P= 8.50 in H2O MILL IN= 304 F MILL OUT= 167 F
T WB(in)= 525 F T WB(out)= 525 F SAMPLE= 1137 F EXIT 1=1686 F EXIT 2=1647 F EXIT 3=1648 F EXIT 4=1678 F EXIT 5=1631 F EXIT 6=1671 F EXIT(27')= 1632 F LWS(8')=2184 F LWS(13')= 2031 F LWS(19')= 1894 F
SORBENT LBS/HR= 0 SORBENT VELOCITY= 0 FT/SEC SORBENT AIR FLOW= 0 SCFM (Ca)/(S)= 0.00 SPREADER AT -4.5, FLAME 20-22
VALID DATA POINT # 8 ELAPSED TIME, MIN 6 RECORD ON TRK 0 FILE 77

609	14:47:12	82.2	14022	2190	3722	3372	3617	3845	0	16747	2190	4367	10190	0.16	0.47	1.19	3.5	30.0	15.2	570.0	2300.0
											158	519	520				0.0	36.0	18.2	684.0	2760.0
0.0	0.0	73.5		346	587	586	590	588	495		62	56	97				3.0	30.9	15.6	586.3	2365.7

K-TRON= 6350 LBS/HR SLEEVE = -0.50 in IN REG= 28 (CCW)DEG OUT REG = 15 (CW)DEG SPREADER = -5.0 in P WB(out)= 10.00 in H2O FURNACE P= 0.15 in H2O COAL P= 9.00 in H2O MILL IN= 315 F MILL OUT= 167 F
T WB(in)= 519 F T WB(out)= 520 F SAMPLE= 1156 F EXIT 1=1691 F EXIT 2=1686 F EXIT 3=1697 F EXIT 4=1669 F EXIT 5=1676 F EXIT 6=1693 F EXIT(27')= 1606 F LWS(8')=2222 F LWS(13')= 2041 F LWS(19')= 1929 F
SORBENT LBS/HR= 0 SORBENT VELOCITY= 0 FT/SEC SORBENT AIR FLOW= 0 SCFM (Ca)/(S)= 0.00 SCREENING TESTS,FULL LOAD
VALID DATA POINT # 9 ELAPSED TIME, MIN 5 RECORD ON TRK 0 FILE 78

668	15:23:41	82.1	14014	2280	3721	3418	3650	3856	0	16926	2280	4394	10252	0.16	0.48	1.21	3.7	40.0	15.0	580.0	2325.0
											160	533	534				0.0	48.6	18.2	704.0	2822.3
0.0	0.0	73.5		343	586	586	591	589	494		65	57	99				3.0	41.6	15.6	603.5	2419.1

K-TRON= 6350 LBS/HR SLEEVE = -0.50 in IN REG= 35 (CCW)DEG OUT REG = 15 (CW)DEG SPREADER = -5.0 in P WB(out)= 10.00 in H2O FURNACE P= 0.15 in H2O COAL P= 9.00 in H2O MILL IN= 308 F MILL OUT= 166 F
T WB(in)= 533 F T WB(out)= 534 F SAMPLE= 1158 F EXIT 1=1668 F EXIT 2=1649 F EXIT 3=1673 F EXIT 4=1666 F EXIT 5=1650 F EXIT 6=1686 F EXIT(27')= 1605 F LWS(8')=2205 F LWS(13')= 2060 F LWS(19')= 1923 F
SORBENT LBS/HR= 0 SORBENT VELOCITY= 0 FT/SEC SORBENT AIR FLOW= 0 SCFM (Ca)/(S)= 0.00 SCREENING TESTS/ FULL LOAD
VALID DATA POINT # 10 ELAPSED TIME, MIN 10 RECORD ON TRK 0 FILE 79

706	15:47:24	81.6	13932	2258	3707	3360	3643	3859	0	16826	2258	4378	10198	0.16	0.48	1.21	3.7	45.0	15.0	610.0	2500.0
											150	532	532				0.0	54.6	18.2	740.5	3034.7
0.0	0.0	73.5		364	585	586	589	587	492		64	56	99				3.0	46.8	15.6	634.7	2601.2

K-TRON= 6350 LBS/HR SLEEVE = -0.50 in IN REG= 50 (CCW)DEG OUT REG = 15 (CW)DEG SPREADER = -5.0 in P WB(out)= 10.00 in H2O FURNACE P= 0.15 in H2O COAL P= 9.00 in H2O MILL IN= 322 F MILL OUT= 166 F
T WB(in)= 532 F T WB(out)= 532 F SAMPLE= 1163 F EXIT 1=1670 F EXIT 2=1670 F EXIT 3=1678 F EXIT 4=1700 F EXIT 5=1676 F EXIT 6=1713 F EXIT(27')= 1612 F LWS(8')=2244 F LWS(13')= 2060 F LWS(19')= 1922 F
SORBENT LBS/HR= 0 SORBENT VELOCITY= 0 FT/SEC SORBENT AIR FLOW= 0 SCFM (Ca)/(S)= 0.00 SCREENING TESTS/FULL LOAD
VALID DATA POINT # 11 ELAPSED TIME, MIN 10 RECORD ON TRK 0 FILE 80

DATE	: 08-24-95	NOZZL. DES.	: BASELINE
SYSTEM	: LWB-INS.	SEC. CONFGN	: BASELINE
BURNER	: DRB-80 MK3	SPREADER	: IMPELLER
FUEL	: OHIO-PETTS	OIL CHECK	: 4.03

PT#	TIME	LOAD MBTU/HR	TA	PRIM	V-2	V-3	V-4	V-5	V-6	TOTAL	PRIM	SEC1	SEC2	PRIM	SEC1	SEC2(TOTAL)	O2	CO	CO2	NO	SO2
OIL		CALC	SCFM	FLOW SCFM							FLOW SCFM			SR (CUM)			MEASURED				
(%)	LOAD	MEAS		TEMP (F)							TEMP (F)						CORR TO 0% O2				
											VELOCITY (FT/SEC)						CORR TO 3% O2				
217	10:50:29	80.3	13699	2430	3488	3443	3565	3434	0	16360	2430	4179	9751	0.18	0.48	1.19	3.5	20.8	15.0	620.0	2575.0
											155	514	523				0.0	24.0	18.0	744.0	3090.0
0.0	0.0	70.7		347	598	592	595	591	524		68	53	94				3.0	20.6	15.4	637.7	2648.6
K-TRON= 6110 LBS/HR SLEEVE = -0.50 in IN REG= 20 (CCW)DEG OUT REG = 15 (CW)DEG SPREADER = 0.0 in P WB(out)= 9.60 in H2O FURNACE P= 0.11 in H2O COAL P= 5.30 in H2O MILL IN= 302 F MILL OUT= 162 F																					
T WB(in)= 514 F T WB(out)= 523 F SAMPLE= 1164 F EXIT 1=1675 F EXIT 2=1659 F EXIT 3=1688 F EXIT 4=1674 F EXIT 5=1658 F EXIT 6=1701 F EXIT(27')= 1622 F LWS(8')=2201 F LWS(13')= 2130 F LWS(19')= 1944 F																					
SORBENT LBS/HR= 0 SORBENT VELOCITY= 0 FT/SEC SORBENT AIR FLOW= 0 SCFM [Ca]/[S]= 0.00 BASELINE FULL LOAD																					
VALID DATA POINT 0 1 ELAPSED TIME, MIN 6 RECORD ON TRK 0 FILE 90																					
260	11:18:49	80.7	13764	2444	3548	3510	3631	3490	0	16623	2444	4254	9926	0.18	0.49	1.21	3.7	20.8	15.2	680.0	2500.0
											153	507	510				0.0	24.3	18.5	825.4	3034.7
0.0	0.0	70.6		349	587	588	591	589	521		68	54	94				3.0	20.8	15.8	707.5	2601.2
K-TRON= 6100 LBS/HR SLEEVE = -0.50 in IN REG= 35 (CCW)DEG OUT REG = 15 (CW)DEG SPREADER = 0.0 in P WB(out)= 9.80 in H2O FURNACE P= 0.12 in H2O COAL P= 5.00 in H2O MILL IN= 299 F MILL OUT= 161 F																					
T WB(in)= 507 F T WB(out)= 510 F SAMPLE= 1163 F EXIT 1=1661 F EXIT 2=1667 F EXIT 3=1677 F EXIT 4=1671 F EXIT 5=1647 F EXIT 6=1692 F EXIT(27')= 1799 F LWS(8')=2195 F LWS(13')= 2104 F LWS(19')= 1919 F																					
SORBENT LBS/HR= 0 SORBENT VELOCITY= 0 FT/SEC SORBENT AIR FLOW= 0 SCFM [Ca]/[S]= 0.00 INNER REGISTER ADJ.																					
VALID DATA POINT 0 2 ELAPSED TIME, MIN 10 RECORD ON TRK 0 FILE 91																					
287	11:35:11	80.2	13691	2265	3553	3586	3645	3474	0	16442	2265	4253	9924	0.17	0.48	1.20	3.6	30.0	15.1	650.0	2400.0
											151	505	514				0.0	36.2	18.2	784.5	2896.6
0.0	0.0	70.6		363	587	588	591	588	516		63	53	94				3.0	31.0	15.6	672.4	2482.8
K-TRON= 6100 LBS/HR SLEEVE = -0.50 in IN REG= 50 (CCW)DEG OUT REG = 15 (CW)DEG SPREADER = 0.0 in P WB(out)= 9.80 in H2O FURNACE P= 0.12 in H2O COAL P= 5.00 in H2O MILL IN= 310 F MILL OUT= 161 F																					
T WB(in)= 505 F T WB(out)= 514 F SAMPLE= 1166 F EXIT 1=1698 F EXIT 2=1674 F EXIT 3=1671 F EXIT 4=1695 F EXIT 5=1670 F EXIT 6=1708 F EXIT(27')= 1728 F LWS(8')=2227 F LWS(13')= 2119 F LWS(19')= 1929 F																					
SORBENT LBS/HR= 0 SORBENT VELOCITY= 0 FT/SEC SORBENT AIR FLOW= 0 SCFM [Ca]/[S]= 0.00 INNER REGISTER ADJ.																					
VALID DATA POINT 0 3 ELAPSED TIME, MIN 7 RECORD ON TRK 0 FILE 92																					
305	11:47:14	80.1	13666	2304	3533	3508	3632	3437	0	16413	2304	4233	9877	0.17	0.48	1.20	3.6	30.0	15.0	720.0	2450.0
											151	506	515				0.0	36.2	18.1	867.0	2956.9
0.0	0.0	70.8		342	586	586	590	587	514		64	53	94				3.0	31.0	15.5	744.8	2534.5
K-TRON= 6120 LBS/HR SLEEVE = -0.50 in IN REG= 90 (CCW)DEG OUT REG = 15 (CW)DEG SPREADER = 0.0 in P WB(out)= 9.80 in H2O FURNACE P= 0.11 in H2O COAL P= 4.50 in H2O MILL IN= 298 F MILL OUT= 162 F																					
T WB(in)= 506 F T WB(out)= 515 F SAMPLE= 1174 F EXIT 1=1698 F EXIT 2=1684 F EXIT 3=1712 F EXIT 4=1689 F EXIT 5=1692 F EXIT 6=1703 F EXIT(27')= 1710 F LWS(8')=2212 F LWS(13')= 2128 F LWS(19')= 1918 F																					
SORBENT LBS/HR= 0 SORBENT VELOCITY= 0 FT/SEC SORBENT AIR FLOW= 0 SCFM [Ca]/[S]= 0.00 INNER REGISTER ADJ.																					
VALID DATA POINT 0 4 ELAPSED TIME, MIN 10 RECORD ON TRK 0 FILE 93																					
329	12:05:53	78.8	13444	2300	3522	3455	3617	3435	0	16329	2300	4209	9820	0.17	0.48	1.21	3.8	30.0	14.9	710.0	2350.0
											153	503	511				0.0	36.6	18.2	866.9	2869.2
0.0	0.0	71.2		353	588	589	591	589	517		64	53	93				3.0	31.4	15.6	743.8	2459.3
K-TRON= 6150 LBS/HR SLEEVE = -0.50 in IN REG= 50 (CW)DEG OUT REG = 15 (CW)DEG SPREADER = 0.0 in P WB(out)= 9.60 in H2O FURNACE P= 0.12 in H2O COAL P= 4.50 in H2O MILL IN= 301 F MILL OUT= 162 F																					
T WB(in)= 503 F T WB(out)= 511 F SAMPLE= 1164 F EXIT 1=1695 F EXIT 2=1650 F EXIT 3=1684 F EXIT 4=1653 F EXIT 5=1645 F EXIT 6=1688 F EXIT(27')= 1714 F LWS(8')=2171 F LWS(13')= 2132 F LWS(19')= 1915 F																					
SORBENT LBS/HR= 0 SORBENT VELOCITY= 0 FT/SEC SORBENT AIR FLOW= 0 SCFM [Ca]/[S]= 0.00 INNER REGISTER ADJ.																					
VALID DATA POINT 0 5 ELAPSED TIME, MIN 10 RECORD ON TRK 0 FILE 94																					

DATE	: 08-27-85	NOZZL. DES.	: BASELINE
SYSTEM	: LWS-INS.	SEC. CONFGN	: BASELINE
BURNER	: DRB-80 MK8	SPREADER	: IMPELLER
FUEL	: OHIO-PITT8	OIL CHECK	: 1.1.9

PT#	TIME	LOAD MBTU/HR	TA	PRIM	V-2	V-3	V-4	V-5	V-6	TOTAL	PRIM	SEC1	SEC2	PRIM	SEC1	SEC2(TOTAL)	O2	CO	CO2	NO	SO2
OIL		CALC	SCFM	FLOW SCFM							FLOW SCFM			SR (CUM)			MEASURED				
(%)	LOAD	MEAS		TEMP (F)							TEMP (F)						CORR TO 0% O2				
											VELOCITY (FT/SEC)						CORR TO 3% O2				
151	09:12:00	78.9	13471	2223	3406	3559	3470	3429	0	16088	2223	4159	9705	0.17	0.47	1.19	3.5	30.0	15.0	620.0	2500.0
											161	515	522				0.0	36.0	18.0	744.0	3000.0
0.0	0.0	72.3		430	587	586	589	588	540		63	53	93				3.0	30.9	15.4	637.7	2571.4
K-TRON= 6250 LBS/HR SLEEVE = -0.50 in IN REG= 20 (CW)DEG OUT REG = 15 (CW)DEG SPREADER = 0.0 in P WB(out)= 9.60 in H2O FURNACE P= 0.13 in H2O COAL P= 4.50 in H2O MILL IN= 358 F MILL OUT= 173 F																					
T WB(in)= 515 F T WB(out)= 522 F SAMPLE= 1129 F EXIT 1=1611 F EXIT 2=1575 F EXIT 3=1634 F EXIT 4=1602 F EXIT 5=1616 F EXIT 6=1627 F EXIT(27')= 1760 F LWS(8')=2094 F LWS(13')= 2045 F LWS(19')= 1834 F																					
SORBENT LBS/HR= 0 SORBENT VELOCITY= 0 FT/SEC SORBENT AIR FLOW= 0 SCFM (Ca)/(S)= 0.00 BASELINE FULL LOAD																					
VALID DATA POINT 0 1 ELAPSED TIME, MIN 0 RECORD ON TRK 0 FILE 81																					
172	09:26:06	78.4	13372	2296	3364	3542	3435	3424	0	16060	2296	4129	9635	0.17	0.48	1.20	3.6	30.0	15.2	630.0	2550.0
											161	532	535				0.0	36.2	18.3	768.3	3077.6
0.0	0.0	72.3		412	620	619	621	619	562		65	53	94				3.0	31.0	15.7	651.7	2637.9
K-TRON= 6250 LBS/HR SLEEVE = -0.50 in IN REG= 20 (CW)DEG OUT REG = 15 (CW)DEG SPREADER = 0.0 in P WB(out)= 9.60 in H2O FURNACE P= 0.13 in H2O COAL P= 4.50 in H2O MILL IN= 347 F MILL OUT= 172 F																					
T WB(in)= 532 F T WB(out)= 535 F SAMPLE= 1153 F EXIT 1=1662 F EXIT 2=1643 F EXIT 3=1682 F EXIT 4=1659 F EXIT 5=1664 F EXIT 6=1676 F EXIT(27')= 1801 F LWS(8')=2184 F LWS(13')= 2062 F LWS(19')= 1809 F																					
SORBENT LBS/HR= 0 SORBENT VELOCITY= 0 FT/SEC SORBENT AIR FLOW= 0 SCFM (Ca)/(S)= 0.00 INNER REGISTER ADJ.																					
VALID DATA POINT 0 2 ELAPSED TIME, MIN 8 RECORD ON TRK 0 FILE 82																					
219	09:53:13	76.4	13038	2278	3299	3437	3360	3285	0	15659	2278	4014	9367	0.17	0.48	1.20	3.6	25.0	14.8	620.0	2500.0
											161	521	529				0.0	30.2	17.9	748.3	3017.2
0.0	0.0	72.3		399	596	594	597	595	546		65	51	90				3.0	25.9	15.3	641.4	2586.2
K-TRON= 6250 LBS/HR SLEEVE = -0.50 in IN REG= 30 (CW)DEG OUT REG = 15 (CW)DEG SPREADER = 0.0 in P WB(out)= 9.10 in H2O FURNACE P= 0.12 in H2O COAL P= 5.00 in H2O MILL IN= 335 F MILL OUT= 171 F																					
T WB(in)= 521 F T WB(out)= 529 F SAMPLE= 1149 F EXIT 1=1668 F EXIT 2=1624 F EXIT 3=1690 F EXIT 4=1641 F EXIT 5=1631 F EXIT 6=1671 F EXIT(27')= 1832 F LWS(8')=2163 F LWS(13')= 2087 F LWS(19')= 1883 F																					
SORBENT LBS/HR= 0 SORBENT VELOCITY= 0 FT/SEC SORBENT AIR FLOW= 0 SCFM (Ca)/(S)= 0.00 INNER REGISTER ADJ.																					
VALID DATA POINT 0 3 ELAPSED TIME, MIN 10 RECORD ON TRK 0 FILE 83																					
271	10:31:54	79.0	13477	2285	3395	3537	3467	3411	0	16095	2285	4143	9667	0.17	0.48	1.19	3.5	30.0	15.0	630.0	2450.0
											160	548	555				0.0	36.0	18.0	756.0	2940.0
0.0	0.0	73.3		358	613	612	613	610	567		65	54	96				3.0	30.9	15.4	648.0	2520.0
K-TRON= 6330 LBS/HR SLEEVE = -0.50 in IN REG= 20 (CCW)DEG OUT REG = 5 (CW)DEG SPREADER = 0.0 in P WB(out)= 7.10 in H2O FURNACE P= 0.10 in H2O COAL P= 5.00 in H2O MILL IN= 317 F MILL OUT= 169 F																					
T WB(in)= 548 F T WB(out)= 555 F SAMPLE= 1170 F EXIT 1=1681 F EXIT 2=1653 F EXIT 3=1698 F EXIT 4=1692 F EXIT 5=1666 F EXIT 6=1698 F EXIT(27')= 1837 F LWS(8')=2201 F LWS(13')= 2137 F LWS(19')= 1912 F																					
SORBENT LBS/HR= 0 SORBENT VELOCITY= 0 FT/SEC SORBENT AIR FLOW= 0 SCFM (Ca)/(S)= 0.00 OUTER REGISTER ADJ.																					
VALID DATA POINT 0 4 ELAPSED TIME, MIN 6 RECORD ON TRK 0 FILE 84																					
308	10:56:01	79.7	13601	2278	3469	3588	3526	3474	0	16335	2278	4217	9840	0.17	0.48	1.20	3.6	30.0	14.9	630.0	2350.0
											161	525	542				0.0	34.2	18.0	760.3	2836.2
0.0	0.0	73.3		358	612	610	612	610	555		65	54	96				3.0	31.0	15.4	651.7	2431.0
K-TRON= 6330 LBS/HR SLEEVE = -0.50 in IN REG= 20 (CCW)DEG OUT REG = 25 (CW)DEG SPREADER = 0.0 in P WB(out)= 11.80 in H2O FURNACE P= 0.12 in H2O COAL P= 5.00 in H2O MILL IN= 318 F MILL OUT= 169 F																					
T WB(in)= 525 F T WB(out)= 542 F SAMPLE= 1168 F EXIT 1=1680 F EXIT 2=1670 F EXIT 3=1679 F EXIT 4=1674 F EXIT 5=1684 F EXIT 6=1679 F EXIT(27')= 1785 F LWS(8')=2181 F LWS(13')= 2121 F LWS(19')= 1911 F																					
SORBENT LBS/HR= 0 SORBENT VELOCITY= 0 FT/SEC SORBENT AIR FLOW= 0 SCFM (Ca)/(S)= 0.00 OUTER REGISTER ADJ.																					
VALID DATA POINT 0 5 ELAPSED TIME, MIN 7 RECORD ON TRK 0 FILE 85																					
336	11:15:55	78.2	13344	2186	3428	3535	3446	3431	0	16026	2186	4152	9688	0.16	0.47	1.20	3.6	30.0	15.0	760.0	2400.0
											157	529	553				0.0	36.2	18.1	917.2	2896.6
0.0	0.0	73.3		382	614	612	614	612	548		62	54	96				3.0	31.0	15.5	786.2	24?2.0
K-TRON= 6330 LBS/HR SLEEVE = -0.50 in IN REG= 20 (CCW)DEG OUT REG = 40 (CW)DEG SPREADER = 0.0 in P WB(out)= 4.60 in H2O FURNACE P= 0.10 in H2O COAL P= 5.00 in H2O MILL IN= 339 F MILL OUT= 167 F																					
T WB(in)= 529 F T WB(out)= 553 F SAMPLE= 1171 F EXIT 1=1693 F EXIT 2=1671 F EXIT 3=1695 F EXIT 4=1697 F EXIT 5=1689 F EXIT 6=1687 F EXIT(27')= 1818 F LWS(8')=2179 F LWS(13')= 2075 F LWS(19')= 1894 F																					
SORBENT LBS/HR= 0 SORBENT VELOCITY= 0 FT/SEC SORBENT AIR FLOW= 0 SCFM (Ca)/(S)= 0.00 OUTER REGISTER ADJ.																					
VALID DATA POINT 0 6 ELAPSED TIME, MIN 8 RECORD ON TRK 0 FILE 86																					

DATE	: 08-27-85	NOZ'L. DES.	: BASELINE
SYSTEM	: LWS-INS.	SEC. CONFGN	: BASELINE
BURNER	: DRB-80 MK II	SPREADER	: IMPELLER
FUEL	: OHIO-PITTS	OIL CHECK	: 1. , 1.9

PT#	TIME	LOAD MKTU/HR CALC	TA SCFM	PRIM	V-2	V-3	V-4	V-5	V-6	TOTAL	PRIM	SEC1	SEC2	PRIM	SEC1	SEC2(TOTAL)	O2	CO	CO2	NO	SO2
						FLOW SCFM						FLOW SCFM			SR (CUM)				MEASURED		
OIL (%)	LOAD	MEAS				TEMP (F)						TEMP (F) VELOCITY (FT/SEC)							CORR TO 0% O2 CORR TO 3% O2		
358	11:31:34	79.8	13616	2346	3427	3537	3476	3475	0	16261	2346	4174	9740	0.17	0.48	1.19	3.5	25.0	15.0	590.0	2450.0
											159	528	552				0.0	30.0	18.0	708.0	2940.0
0.0	0.0	73.3		381	611	609	612	610	545		66	54	96				3.0	25.7	15.4	606.9	2520.0
K-TRON= 6330 LBS/HR SLEEVE = -0.50 in IN REG= 20 (CCW)DEG OUT REG = 50 (CW)DEG SPREADER = 0.0 in P WB(out)= 4.00 in H2O FURNACE P= 0.10 in H2O COAL P= 5.00 in H2O MILL IN= 324 F MILL OUT= 167 F																					
T WB(in)= 528 F T WB(out)= 552 F SAMPLE= 1145 F EXIT 1=1599 F EXIT 2=1635 F EXIT 3=1642 F EXIT 4=1650 F EXIT 5=1639 F EXIT 6=1646 F EXIT(27')= 1685 F LWS(8')=2148 F LWS(13')= 2068 F LWS(19')= 1875 F																					
SORBENT LBS/HR= 0 SORBENT VELOCITY= 0 FT/SEC SORBENT AIR FLOW= 0 SCFM [Ca]/[S]= 0.00 OUTER REGISTER ADJ.																					
VALID DATA POINT 0 7 ELAPSED TIME, MIN 10 RECORD ON TRK 0 FILE 87																					
389	11:52:40	79.8	13623	2345	3404	3576	3506	3438	0	16270	2345	4177	9747	0.17	0.48	1.19	3.5	20.0	14.0	550.0	2400.0
											159	528	544				0.0	24.0	16.8	660.0	2880.0
0.0	0.0	73.3		357	611	609	611	609	543		66	54	95				3.0	20.6	14.4	565.7	2468.6
K-TRON= 6330 LBS/HR SLEEVE = -0.50 in IN REG= 20 (CCW)DEG OUT REG = 75 (CW)DEG SPREADER = 0.0 in P WB(out)= 3.20 in H2O FURNACE P= 0.10 in H2O COAL P= 5.00 in H2O MILL IN= 318 F MILL OUT= 168 F																					
T WB(in)= 528 F T WB(out)= 544 F SAMPLE= 1162 F EXIT 1=1648 F EXIT 2=1632 F EXIT 3=1628 F EXIT 4=1700 F EXIT 5=1645 F EXIT 6=1687 F EXIT(27')= 1750 F LWS(8')=2203 F LWS(13')= 2067 F LWS(19')= 1867 F																					
SORBENT LBS/HR= 0 SORBENT VELOCITY= 0 FT/SEC SORBENT AIR FLOW= 0 SCFM [Ca]/[S]= 0.00 OUTER REGISTER ADJ.																					
VALID DATA POINT 0 8 ELAPSED TIME, MIN 5 RECORD ON TRK 0 FILE 88																					
415	12:18:09	78.5	13408	2324	3409	3584	3485	3451	0	16094	2324	4131	9638	0.17	0.48	1.20	3.6	28.0	13.4	510.0	2250.0
											160	526	539				0.0	24.1	16.2	615.5	2715.5
0.0	0.0	73.3		352	609	608	610	608	547		66	53	94				3.0	28.7	13.9	527.6	2327.6
K-TRON= 6330 LBS/HR SLEEVE = -2.00 in IN REG= 20 (CCW)DEG OUT REG = 15 (CW)DEG SPREADER = 0.0 in P WB(out)= 6.50 in H2O FURNACE P= 0.09 in H2O COAL P= 5.00 in H2O MILL IN= 308 F MILL OUT= 168 F																					
T WB(in)= 526 F T WB(out)= 539 F SAMPLE= 1154 F EXIT 1=1607 F EXIT 2=1624 F EXIT 3=1603 F EXIT 4=1651 F EXIT 5=1635 F EXIT 6=1644 F EXIT(27')= 1717 F LWS(8')=2100 F LWS(13')= 2049 F LWS(19')= 1826 F																					
SORBENT LBS/HR= 0 SORBENT VELOCITY= 0 FT/SEC SORBENT AIR FLOW= 0 SCFM [Ca]/[S]= 0.00 SLEEVE ADJ.																					
VALID DATA POINT 0 9 ELAPSED TIME, MIN 5 RECORD ON TRK 0 FILE 95																					

DATE : 08-22-95 PROFILE DES. : BASELINE
SYSTEM : LWS-INS. SEC. CONFIGN : BASELINE
BURNER : DRB-80 MK II SPREADER : TEMPELLIER
FUEL : OHIO-PITT8 OIL CHECK : 10.71

PT#	TIME	LOAD MBTU/HR	TA	PRIM	V-2	V-3	V-4	V-5	V-6	TOTAL	PRIM	SEC1	SEC2	PRIM	SEC1	SEC2(TOTAL)	O2	CO	CO2	NO	SO2
	OIL	CALC					FLOW SCFM					FLOW SCFM							MEASURED		
(%)	LOAD	MEAS	SCFM				TEMP (F)					TEMP (F)			SR (CLM)				CO2% TO DZ O2		
												VELOCITY (FT/SEC)							CORR TO 3% O2		
307	11:33:56	79.3	13530	2208	3409	3537	3452	3483	0	16249	2280	4158	9373	0.17	0.48	1.20	3.6	35.0	15.0	420.0	2150.0
											160	570	559				0.0	42.2	10.1	505.9	2594.8
0.0	0.0	74.1		358	649	648	651	648	596		65	56	97				3.0	36.2	15.5	434.5	2224.1

K-TRON= 6400 LBS/HR SLEEVE = -1.00 in IN REG= 20 (CCW)DEG OUT REG = 15 (CW)DEG SPREADER = 0.0 in P WB(out)= 7.70 in H2O FURNACE P= 0.25 in H2O COAL P= 5.00 in H2O MILL IN= 312 F MILL OUT= 167 F
T WB(in)= 570 F T WB(out)= 559 F SAMPLE= 1132 F EXIT 1=1541 F EXIT 2=1537 F EXIT 3=1572 F EXIT 4= 0 F EXIT 5=1507 F EXIT 6=1550 F EXIT(27')= 1531 F LWS(0')=1910 F LWS(13')= 1904 F LWS(19')= 1722 F
SORBENT LBS/HR= 0 SORBENT VELOCITY= 0 FT/SEC SORBENT AIR FLOW= 0 SCFM (Ca)/(S)= 0.00 SLEEVE ADJ.
VALID DATA POINT # 1 ELAPSED TIME, MIN 10 RECORD ON TRK 0 FILE 101

301	12:20:32	78.6	13417	2301	3448	3456	3479	3437	0	16113	2301	4144	9468	0.17	0.48	1.20	3.6	30.0	14.6	454.0	2150.0
											159	529	520				0.0	36.2	17.6	543.1	2594.8
0.0	0.0	74.5		355	618	615	617	614	568		65	53	93				3.0	31.0	15.1	465.5	2224.1

K-TRON= 6440 LBS/HR SLEEVE = 0.00 in IN REG= 20 (CCW)DEG OUT REG = 15 (CW)DEG SPREADER = 0.0 in P WB(out)= 11.00 in H2O FURNACE P= 0.23 in H2O COAL P= 5.00 in H2O MILL IN= 308 F MILL OUT= 166 F
T WB(in)= 520 F T WB(out)= 520 F SAMPLE= 1156 F EXIT 1=1573 F EXIT 2=1571 F EXIT 3=1563 F EXIT 4= 0 F EXIT 5=1571 F EXIT 6=1597 F EXIT(27')= 1584 F LWS(0')=1962 F LWS(13')= 1923 F LWS(19')= 1757 F
SORBENT LBS/HR= 0 SORBENT VELOCITY= 0 FT/SEC SORBENT AIR FLOW= 0 SCFM (Ca)/(S)= 0.00 SLEEVE ADJ.
VALID DATA POINT # 2 ELAPSED TIME, MIN 15 RECORD ON TRK 0 FILE 105

433	12:52:21	77.5	13217	2180	3417	3440	3430	3408	0	15874	2180	4108	9505	0.16	0.48	1.20	3.6	25.0	15.4	530.0	2400.0
											157	540	540				0.0	30.2	18.6	639.7	2896.6
0.0	0.0	74.7		360	622	619	621	618	570		62	54	94				3.0	25.9	15.9	548.3	2482.8

K-TRON= 6450 LBS/HR SLEEVE = -0.50 in IN REG= 20 (CCW)DEG OUT REG = 15 (CW)DEG SPREADER = 0.0 in P WB(out)= 9.40 in H2O FURNACE P= 0.23 in H2O COAL P= 5.00 in H2O MILL IN= 310 F MILL OUT= 167 F
T WB(in)= 548 F T WB(out)= 548 F SAMPLE= 1173 F EXIT 1=1607 F EXIT 2=1614 F EXIT 3=1591 F EXIT 4= 0 F EXIT 5=1626 F EXIT 6=1637 F EXIT(27')= 1606 F LWS(0')=2001 F LWS(13')= 1918 F LWS(19')= 1772 F
SORBENT LBS/HR= 0 SORBENT VELOCITY= 0 FT/SEC SORBENT AIR FLOW= 0 SCFM (Ca)/(S)= 0.00 SLEEVE ADJ.
VALID DATA POINT # 3 ELAPSED TIME, MIN 5 RECORD ON TRK 0 FILE 106

DATE : 07-[illegible]-[illegible] PROJECT [illegible] : [illegible]

SYSTEM : LOWS--[illegible] SEC. COMPTON : [illegible]

BURNER : ORS--R.O. MICA SEPARATOR : [illegible]

FUEL : OHIO--PITTS#8 OTL CHECK : 0.995

PT#	TIME	LOAD MWTR/HR OIL (%)	CALC LOAD	MEAS TA SCFM TEMP (F)	P/M	V-2	V-3	V-4	V-5	V-6	TOTAL	P/T= FLOW SCFM TEMP (F) VELOCITY (FT/SEC)	SCFM	SCFM	P/M	SCFM	W.C.(TOTAL) in (H2O)	O2	CO	SO2	NO	SO2
																				CORR TO 0% O2		
																				CORR TO 3% O2		
197	10:12:07	78.8	13447	2256	3494	3409	3391	3438	0	16660	2256	4141	9613		0.17	0.40	1.19	3.5	25.0	17.0	610.5	0.0
											156	550	551					0.0	42.8	19.2	732.0	0.0
	0.0	0.0	75.2		448	644	641	643	640	537		67	95	96					3.0	36.0	16.5	652.4	0.0
K-TRON= 6500 LBS/HR SLEEVE = -0.50 in IN REG= 20 (CCW)DEG OUT REG = 15 (CW)DEG SPREADER = 0.0 in P WB(out)= 9.60 in H2O FURNACE P= 0.17 in H2O COAL P= 4.60 in H2O MILL IN= 370 F MILL OUT= 170 F																						
T WB(in)= 550 F T WB(out)= 551 F SAMPLE= 1130 F EXIT 1=1583 F EXIT 2=1539 F EXIT 3=1674 F EXIT 4=1554 F EXIT 5=1542 F EXIT 6=1506 F EXIT(27')= 1699 F LWS(8')=2049 F LWS(13')= 1976 F LWS(19')= 1786 F																						
SORBENT LBS/HR= 0 SORBENT VELOCITY= 0 FT/SEC SORBENT AIR FLOW= 0 SCFM (Ca)/(S)= 0.00 BASELINE FULL LOAD																						
VALID DATA POINT # 1 ELAPSED TIME, MIN 7 RECORD ON TRK 0 FILE 107																						
304	11:19:01	80.9	13617	2424	3623	3552	3469	3515	0	16582	2424	4240	9911		0.18	0.40	1.20	3.6	23.0	15.4	623.0	2500.0
											156	531	532					0.0	24.1	18.6	748.3	3317.2
	0.0	0.0	73.5		388	622	621	623	620	519		68	95	96					3.0	23.7	15.9	641.4	2546.2
K-TRON= 6350 LBS/HR SLEEVE = -1.00 in IN REG= 20 (CCW)DEG OUT REG = 15 (CW)DEG SPREADER = 0.0 in P WB(out)= 7.90 in H2O FURNACE P= 0.17 in H2O COAL P= 5.20 in H2O MILL IN= 374 F MILL OUT= 175 F																						
T WB(in)= 531 F T WB(out)= 532 F SAMPLE= 1174 F EXIT 1=1624 F EXIT 2=1639 F EXIT 3=1672 F EXIT 4=1703 F EXIT 5=1621 F EXIT 6=1657 F EXIT(27')= 1706 F LWS(8')=2159 F LWS(13')= 2034 F LWS(19')= 1831 F																						
SORBENT LBS/HR= 0 SORBENT VELOCITY= 0 FT/SEC SORBENT AIR FLOW= 0 SCFM (Ca)/(S)= 0.00 SLEEVE ADJ.																						
VALID DATA POINT # 2 ELAPSED TIME, MIN 8 RECORD ON TRK 0 FILE 108																						
366	11:59:21	78.7	13423	2356	3473	3448	3379	3374	0	16031	2356	4102	9572		0.18	0.40	1.19	3.5	20.0	15.4	520.0	2405.0
											154	564	564					0.0	24.0	18.5	684.0	2800.0
	0.0	0.0	73.5		406	631	630	632	627	509		66	92	93					3.0	20.6	15.8	566.3	2419.6
K-TRON= 6350 LBS/HR SLEEVE = -1.50 in IN REG= 20 (CCW)DEG OUT REG = 15 (CW)DEG SPREADER = 0.0 in P WB(out)= 5.50 in H2O FURNACE P= 0.17 in H2O COAL P= 5.40 in H2O MILL IN= 339 F MILL OUT= 170 F																						
T WB(in)= 504 F T WB(out)= 504 F SAMPLE= 1168 F EXIT 1=1644 F EXIT 2=1619 F EXIT 3=1679 F EXIT 4=1631 F EXIT 5=1634 F EXIT 6=1651 F EXIT(27')= 1700 F LWS(8')=2100 F LWS(13')= 2015 F LWS(19')= 1842 F																						
SORBENT LBS/HR= 0 SORBENT VELOCITY= 0 FT/SEC SORBENT AIR FLOW= 0 SCFM (Ca)/(S)= 0.00 SLEEVE ADJ.																						
VALID DATA POINT # 3 ELAPSED TIME, MIN 10 RECORD ON TRK 0 FILE 109																						
401	12:21:58	79.4	13546	2392	3478	3518	3412	3388	0	16170	2392	4134	9634		0.18	0.40	1.19	3.5	20.0	15.4	593.0	2569.0
											152	515	515					0.0	24.0	18.5	709.0	3069.0
	0.0	0.0	73.5		407	616	616	619	615	501		67	93	93					3.0	20.6	15.8	605.9	2624.0
K-TRON= 6350 LBS/HR SLEEVE = -2.00 in IN REG= 20 (CCW)DEG OUT REG = 15 (CW)DEG SPREADER = 0.0 in P WB(out)= 6.00 in H2O FURNACE P= 0.12 in H2O COAL P= 5.20 in H2O MILL IN= 344 F MILL OUT= 172 F																						
T WB(in)= 515 F T WB(out)= 515 F SAMPLE= 1173 F EXIT 1=1667 F EXIT 2=1631 F EXIT 3=1625 F EXIT 4=1937 F EXIT 5=1638 F EXIT 6=1669 F EXIT(27')= 1732 F LWS(8')=2209 F LWS(13')= 2120 F LWS(19')= 1867 F																						
SORBENT LBS/HR= 0 SORBENT VELOCITY= 0 FT/SEC SORBENT AIR FLOW= 0 SCFM (Ca)/(S)= 0.00 SLEEVE ADJ. - BASELINE FULL LOAD																						
VALID DATA POINT # 4 ELAPSED TIME, MIN 5 RECORD ON TRK 0 FILE 110																						
427	12:39:39	78.8	13449	2412	3442	3480	3375	3373	0	16062	2412	4095	9565		0.18	0.40	1.19	3.5	23.0	15.4	594.0	2611.0
											151	513	514					0.0	30.0	18.5	660.0	3039.0
	0.0	0.0	73.5		399	616	614	616	612	495		67	92	93					3.0	25.7	15.8	595.7	2721.4
K-TRON= 6350 LBS/HR SLEEVE = -2.00 in IN REG= 20 (CCW)DEG OUT REG = 15 (CW)DEG SPREADER = 0.0 in P WB(out)= 6.00 in H2O FURNACE P= 0.12 in H2O COAL P= 5.20 in H2O MILL IN= 341 F MILL OUT= 171 F																						
T WB(in)= 513 F T WB(out)= 514 F SAMPLE= 1172 F EXIT 1=1666 F EXIT 2=1629 F EXIT 3=1671 F EXIT 4=1892 F EXIT 5=1635 F EXIT 6=1668 F EXIT(27')= 1695 F LWS(8')=2225 F LWS(13')= 2132 F LWS(19')= 1867 F																						
SORBENT LBS/HR= 0 SORBENT VELOCITY= 0 FT/SEC SORBENT AIR FLOW= 0 SCFM (Ca)/(S)= 0.00 BASELINE																						
VALID DATA POINT # 5 ELAPSED TIME, MIN 5 RECORD ON TRK 0 FILE 111																						
454	12:58:07	82.4	13657	2627	3415	3554	3446	3547	0	16703	2627	4139	9773		0.20	0.40	1.19	3.5	23.0	15.0	669.0	2581.0
											157	507	509					0.0	30.0	18.6	772.0	3033.0
	0.0	0.0	73.5		347	616	613	617	614	497		68	92	92					3.0	25.7	15.4	670.9	2674.4
K-TRON= 6350 LBS/HR SLEEVE = -2.00 in IN REG= 20 (CCW)DEG OUT REG = 15 (CW)DEG SPREADER = 0.0 in P WB(out)= 6.00 in H2O FURNACE P= 0.10 in H2O COAL P= 5.50 in H2O MILL IN= 343 F MILL OUT= 174 F																						
T WB(in)= 517 F T WB(out)= 518 F SAMPLE= 1192 F EXIT 1=1646 F EXIT 2=1627 F EXIT 3=1675 F EXIT 4=1750 F EXIT 5=1654 F EXIT 6=1680 F EXIT(27')= 1674 F LWS(8')= 2207 F LWS(13')= 2110 F LWS(19')= 1877 F																						
SORBENT LBS/HR= 0 SORBENT VELOCITY= 0 FT/SEC SORBENT AIR FLOW= 0 SCFM (Ca)/(S)= 0.00 INCLUDES PRIMARY AIR																						
VALID DATA POINT # 6 ELAPSED TIME, MIN 5 RECORD ON TRK 0 FILE 112																						

DATE : 09-08-93
SYSTEM : LOWS-JONES
ENGINEER : JOE BOB PETERS
FUEL : OHIO #8 COAL

PT#	TIME	LOAD MBTU/HR CALC	TA SCFM	PRIM	V 2	V 3	V 4	V 5	V 6	TOTAL	PRIM	S/A	S/A2	PRIM	S/A1	S/A2(TOTAL)	B2	B3	B4	H2	T/R
OIL					FLOW SCFM																
(%)	LOAD	MEAS			TEMP (F)						VELOCITY (FT/SEC)										
496	13:19:42	79.2	13522	2347	3362	3436	3434	3469	0	16149	2347	4741	9421	0.17	0.45	1.17	3.5	25.6	15.0	600.0	2450.0
											152	514	514				0.0	24.9	18.9	72.0	2618.0
0.0	0.0	73.5		404	617	615	618	624	499		66	93	99				3.0	25.6	15.5	600.0	2450.0
K-TRON= 6359 LBS/HR SLEEVE = -2.00 in IN REG= 20 (CCW)DEG OUT REG = 15 (CW)DEG SPREADER = 0.0 in P WB(out)= 6.20 in H2O FURNACE P= 0.10 in H2O COAL P= 5.50 in H2O MILL IN= 335 F MILL OUT= 173 F																					
T WB(in)= 514 F T WB(out)= 514 F SAMPLE= 1183 F EXIT 1=1658 F EXIT 2=1644 F EXIT 3=1672 F EXIT 4=2212 F EXIT 5=1645 F EXIT 6=1662 F EXIT(27')= 1761 F LWS(8')=2025 F LWS(13')= 2139 F LWS(19')= 1905 F																					
SORBENT LBS/HR= 0 SORBENT VELOCITY= 0 FT/SEC SORBENT AIR FLOW= 0 SCFM (Ca)/(S)= 0.00 PASSIVE																					
VALID DATA POINT # 7 ELAPSED TIME, MIN 3 RECORD ON TRK 0 FILE 113																					
516	13:38:08	79.7	13595	2365	3662	3696	3678	3748	0	17197	2365	4452	10093	0.17	0.51	1.26	4.5	30.0	15.4	610.0	2450.0
											151	514	514				0.0	25.5	18.3	776.4	3054.5
0.0	0.0	73.5		403	611	610	613	649	494		66	96	99				3.0	27.8	15.7	665.5	2610.2
K-TRON= 6350 LBS/HR SLEEVE = -2.00 in IN REG= 20 (CCW)DEG OUT REG = 15 (CW)DEG SPREADER = 0.0 in P WB(out)= 7.00 in H2O FURNACE P= 0.19 in H2O COAL P= 5.00 in H2O MILL IN= 344 F MILL OUT= 173 F																					
T WB(in)= 514 F T WB(out)= 514 F SAMPLE= 1198 F EXIT 1=1649 F EXIT 2=1611 F EXIT 3=1617 F EXIT 4=2096 F EXIT 5=1641 F EXIT 6=1649 F EXIT(27')= 1764 F LWS(8')=2171 F LWS(13')= 2079 F LWS(19')= 1851 F																					
SORBENT LBS/HR= 0 SORBENT VELOCITY= 0 FT/SEC SORBENT AIR FLOW= 0 SCFM (Ca)/(S)= 0.00 EXCESS AIR CURVE																					
VALID DATA POINT # 8 ELAPSED TIME, MIN 5 RECORD ON TRK 1 FILE 1																					
547	13:59:49	78.7	13434	2329	3885	3903	3925	4624	0	18065	2329	4721	11015	0.17	0.52	1.34	5.5	20.0	13.4	710.0	2100.0
											156	520	520				0.0	27.1	18.2	961.5	2845.2
0.0	0.0	73.5		413	611	611	611	669	490		66	99	105				3.0	22.2	15.6	824.5	2470.2
K-TRON= 6350 LBS/HR SLEEVE = -2.00 in IN REG= 20 (CCW)DEG OUT REG = 15 (CW)DEG SPREADER = 0.0 in P WB(out)= 7.93 in H2O FURNACE P= 0.24 in H2O COAL P= 5.00 in H2O MILL IN= 345 F MILL OUT= 173 F																					
T WB(in)= 520 F T WB(out)= 520 F SAMPLE= 1195 F EXIT 1=1628 F EXIT 2=1583 F EXIT 3=1625 F EXIT 4=1855 F EXIT 5=1577 F EXIT 6=1624 F EXIT(27')= 1725 F LWS(8')=2116 F LWS(13')= 2019 F LWS(19')= 1812 F																					
SORBENT LBS/HR= 0 SORBENT VELOCITY= 0 FT/SEC SORBENT AIR FLOW= 0 SCFM (Ca)/(S)= 0.00 EXCESS AIR CURVE																					
VALID DATA POINT # 9 ELAPSED TIME, MIN 6 RECORD ON TRK 1 FILE 2																					
578	14:18:22	76.9	13130	2294	3194	3213	3235	3321	0	15256	2294	3639	9374	0.17	0.47	1.16	3.0	25.0	15.8	540.0	2500.0
											156	515	515				0.0	29.2	18.4	631.0	2915.7
0.0	0.0	73.5		403	617	617	618	674	494		65	92	96				3.0	25.0	15.8	540.0	2500.0
K-TRON= 6350 LBS/HR SLEEVE = -2.00 in IN REG= 20 (CCW)DEG OUT REG = 15 (CW)DEG SPREADER = 0.0 in P WB(out)= 5.53 in H2O FURNACE P= 0.13 in H2O COAL P= 5.00 in H2O MILL IN= 339 F MILL OUT= 173 F																					
T WB(in)= 515 F T WB(out)= 515 F SAMPLE= 1153 F EXIT 1=1641 F EXIT 2=1621 F EXIT 3=1627 F EXIT 4=2144 F EXIT 5=1616 F EXIT 6=1637 F EXIT(27')= 1696 F LWS(8')=2189 F LWS(13')= 2068 F LWS(19')= 1865 F																					
SORBENT LBS/HR= 0 SORBENT VELOCITY= 0 FT/SEC SORBENT AIR FLOW= 0 SCFM (Ca)/(S)= 0.00 EXCESS AIR CURVE																					
VALID DATA POINT # 10 ELAPSED TIME, MIN 6 RECORD ON TRK 1 FILE 3																					
596	14:38:38	77.3	13188	2287	3006	3021	3055	3168	0	14537	2287	3575	8575	0.17	0.45	1.10	2.0	30.4	16.4	450.0	2750.0
											155	513	514				0.0	33.2	18.1	497.4	3035.5
0.0	0.0	73.5		412	619	618	622	618	492		64	92	81				3.0	28.4	15.5	426.3	2605.3
K-TRON= 6350 LBS/HR SLEEVE = -2.00 in IN REG= 20 (CCW)DEG OUT REG = 15 (CW)DEG SPREADER = 0.0 in P WB(out)= 5.03 in H2O FURNACE P= 0.12 in H2O COAL P= 5.00 in H2O MILL IN= 345 F MILL OUT= 172 F																					
T WB(in)= 513 F T WB(out)= 514 F SAMPLE= 1141 F EXIT 1=1627 F EXIT 2=1611 F EXIT 3=1626 F EXIT 4=2095 F EXIT 5=1624 F EXIT 6=1630 F EXIT(27')= 1721 F LWS(8')=2205 F LWS(13')= 2108 F LWS(19')= 1893 F																					
SORBENT LBS/HR= 0 SORBENT VELOCITY= 0 FT/SEC SORBENT AIR FLOW= 0 SCFM (Ca)/(S)= 0.00 EXCESS AIR CURVE																					
VALID DATA POINT # 11 ELAPSED TIME, MIN 5 RECORD ON TRK 1 FILE 4																					
661	15:13:40	57.5	9808	2347	2313	2362	2357	2400	0	11779	2347	2810	6602	0.24	0.53	1.20	3.6	25.0	15.0	480.0	2500.0
											154	527	528				0.0	30.2	18.1	579.3	3017.2
0.0	0.0	57.3		368	660	655	656	652	494		66	76	84				3.0	25.9	15.5	492.3	2576.2
K-TRON= 4950 LBS/HR SLEEVE = -2.00 in IN REG= 20 (CCW)DEG OUT REG = 15 (CW)DEG SPREADER = 0.0 in P WB(out)= 3.30 in H2O FURNACE P= 0.04 in H2O COAL P= 4.60 in H2O MILL IN= 319 F MILL OUT= 172 F																					
T WB(in)= 527 F T WB(out)= 528 F SAMPLE= 1035 F EXIT 1=1541 F EXIT 2=1485 F EXIT 3=1535 F EXIT 4=2104 F EXIT 5=1421 F EXIT 6=1514 F EXIT(27')= 1657 F LWS(8')=2080 F LWS(13')= 1995 F LWS(19')= 1745 F																					
SORBENT LBS/HR= 0 SORBENT VELOCITY= 0 FT/SEC SORBENT AIR FLOW= 0 SCFM (Ca)/(S)= 0.00 BASELINE - NOX																					
VALID DATA POINT # 12 ELAPSED TIME, MIN 6 RECORD ON TRK 1 FILE 6																					

DATE : 09-03-85 NOZZLE JETS : BASELINE
SYSTEM : LWS-INS. SEC. CONTROL : BASELINE
BURNER : DRB-80 MKII SPREADER : IMPELLER
FUEL : OHIO-PITT8 OIL CHECK : 0.95

PT#	TIME	LOAD OIL (%)	LOAD MBTU/HR CALC	LOAD MBTU/HR MEAS	TA SCFM	PRIM	V-2	V-3	V-4	V-5	V-6	TOTAL	PRIM	SEC1	SEC2	PRIM	SEC1	SEC2(TOTAL)	O2	CO	CO2	NO	SO2
						FLOW SCFM							FLOW SCFM			SR (CUM)			MEASURED				
						TEMP (F)							TEMP (F)						CORR TO 0% O2				
													VELOCITY (FT/SEC)						CORR TO 3% O2				
705	15:40:46	49.4	8439		2315	1867	1964	1923	1989	0	10078	2315	2329	5434		0.27	0.55	1.19	3.5	30.0	15.8	460.0	2540.0
												151	537	538					0.0	36.8	18.0	552.0	3800.0
0.0	0.0	47.5			373	703	694	690	691	505		65	30	53					3.0	30.9	15.4	473.1	2571.4
K-TRON= 4100 LBS/HR SLEEVE = -2.00 in IN REG= 20 (CCW)DEG OUT REG = 15 (CW)DEG SPREADER = 0.0 in P WB(out)= 2.40 in H20 FURNACE P= 0.01 in H20 COAL P= 4.00 in H20 MILL IN= 284 F MILL OUT= 170 F																							
T WB(in)= 537 F T WB(out)= 538 F SAMPLE= 965 F EXIT 1=1462 F EXIT 2=1409 F EXIT 3=1455 F EXIT 4=1722 F EXIT 5=1344 F EXIT 6=1445 F EXIT(27')= 1519 F LWS(8')=1944 F LWS(13')= 1836 F LWS(19')= 1687 F																							
SORBENT LBS/HR= 0 SORBENT VELOCITY= 0 FT/SEC SORBENT AIR FLOW= 0 SCFM (Ca)/(S)= 0.00 BASELINE - SOC6																							
VALID DATA POINT # 13 ELAPSED TIME, MIN 5 RECORD ON TRK 1 FILE 7																							
736	16:01:06	49.6	8466		2426	1983	2157	2024	2110	0	10709	2426	2485	5798		0.29	0.58	1.26	4.5	25.0	14.0	450.0	2400.0
												150	561	562					0.0	31.8	17.8	572.7	3054.5
0.0	0.0	47.5			329	718	710	716	708	514		68	33	58					3.0	27.3	15.3	490.9	2618.2
K-TRON= 4100 LBS/HR SLEEVE = -2.00 in IN REG= 20 (CCW)DEG OUT REG = 15 (CW)DEG SPREADER = 0.0 in P WB(out)= 2.60 in H20 FURNACE P= 0.01 in H20 COAL P= 4.50 in H20 MILL IN= 295 F MILL OUT= 171 F																							
T WB(in)= 561 F T WB(out)= 562 F SAMPLE= 984 F EXIT 1=1449 F EXIT 2=1417 F EXIT 3=1445 F EXIT 4=1739 F EXIT 5=1336 F EXIT 6=1443 F EXIT(27')= 1553 F LWS(8')=1946 F LWS(13')= 1834 F LWS(19')= 1676 F																							
SORBENT LBS/HR= 0 SORBENT VELOCITY= 0 FT/SEC SORBENT AIR FLOW= 0 SCFM (Ca)/(S)= 0.00 EXCESS AIR CURVE																							
VALID DATA POINT # 14 ELAPSED TIME, MIN 5 RECORD ON TRK 1 FILE 8																							
770	16:23:57	49.8	8357		2442	2089	2304	2169	2234	0	11238	2442	2639	6157		0.29	0.61	1.34	5.5	20.0	13.4	450.0	2150.0
												150	561	561					0.0	27.1	18.2	609.7	2912.9
0.0	0.0	47.5			358	718	703	709	700	508		68	35	61					3.0	23.2	15.6	522.6	2497.0
K-TRON= 4100 LBS/HR SLEEVE = -2.00 in IN REG= 20 (CCW)DEG OUT REG = 15 (CW)DEG SPREADER = 0.0 in P WB(out)= 2.96 in H20 FURNACE P= 0.02 in H20 COAL P= 4.50 in H20 MILL IN= 298 F MILL OUT= 170 F																							
T WB(in)= 561 F T WB(out)= 561 F SAMPLE= 987 F EXIT 1=1456 F EXIT 2=1403 F EXIT 3=1451 F EXIT 4=1732 F EXIT 5=1359 F EXIT 6=1444 F EXIT(27')= 1544 F LWS(8')=1911 F LWS(13')= 1782 F LWS(19')= 1630 F																							
SORBENT LBS/HR= 0 SORBENT VELOCITY= 0 FT/SEC SORBENT AIR FLOW= 0 SCFM (Ca)/(S)= 0.00 EXCESS AIR CURVE																							
VALID DATA POINT # 15 ELAPSED TIME, MIN 6 RECORD ON TRK 1 FILE 9																							
792	16:36:40	49.6	8456		2436	1731	1946	1838	1876	0	9825	2436	2217	5173		0.29	0.55	1.16	3.0	30.0	15.6	460.0	2550.0
												150	544	545					0.0	35.0	18.2	536.7	2975.3
0.0	0.0	47.5			358	712	704	710	699	490		68	29	51					3.0	30.0	15.6	460.0	2550.0
K-TRON= 4100 LBS/HR SLEEVE = -2.00 in IN REG= 20 (CCW)DEG OUT REG = 15 (CW)DEG SPREADER = 0.0 in P WB(out)= 2.10 in H20 FURNACE P= 0.00 in H20 COAL P= 4.00 in H20 MILL IN= 300 F MILL OUT= 170 F																							
T WB(in)= 544 F T WB(out)= 545 F SAMPLE= 963 F EXIT 1=1469 F EXIT 2=1424 F EXIT 3=1453 F EXIT 4=1916 F EXIT 5=1393 F EXIT 6=1461 F EXIT(27')= 1567 F LWS(8')=1954 F LWS(13')= 1820 F LWS(19')= 1677 F																							
SORBENT LBS/HR= 0 SORBENT VELOCITY= 0 FT/SEC SORBENT AIR FLOW= 0 SCFM (Ca)/(S)= 0.00 EXCESS AIR CURVE																							
VALID DATA POINT # 16 ELAPSED TIME, MIN 4 RECORD ON TRK 1 FILE 10																							

DATE	: 09-04-85	NOZZL.DES.	: BASELINE
SYSTEM	: LWS-INS.	SEC.CONFGN	: BASELINE
BURNER	: DRB-4Z MKII	SPREADER	: IMPELLER
FUEL	: OHIO-PITTS	OIL CHECK	: -4.5

PT#	TIME	LOAD MBTU/HR CALC MEAS	TA SCFM	PRIM	V-2	V-3	V-4	V-5	V-6	TOTAL	PRIM	SEC1	SEC2	PRIM	SEC1	SEC2(TOTAL)	O2	CO	CO2	NO	SO2
	OIL			FLOW SCFM							FLOW SCFM			SR (CUM)			MEASURED				
(%)	LOAD			TEMP (F)							TEMP (F)						CORR TO 0% O2				
											VELOCITY (FT/SEC)						CORR TO 3% O2				
279	11:16:54	81.0	13826	2395	3516	3522	3577	3503	0	16513	2395	4235	9883	0.17	0.48	1.19	3.5	20.0	15.4	615.0	2580.0
											161	518	519				0.0	24.0	18.5	738.0	3000.0
0.0	0.0	75.2		412	604	602	605	602	500		68	54	94				3.0	20.6	15.8	632.6	2571.4
K-TRON= 6500 LBS/HR SLEEVE = -2.00 in IN REG= 20 (CCW)DEG OUT REG = 15 (CW)DEG SPREADER = 0.0 in P WB(out)= 6.30 in H2O FURNACE P= 0.16 in H2O COAL P= 5.20 in H2O MILL IN= 351 F NOZZLE= 174 F																					
T WB(in)= 518 F T WB(out)= 519 F SAMPLE= 1182 F EXIT 1=1640 F EXIT 2=1586 F EXIT 3=1629 F EXIT 4= 0 F EXIT 5=1638 F EXIT 6=1636 F EXIT(27')= 1760 F LWS(8')=2120 F LWS(13')= 2032 F LWS(19')= 1873 F																					
SORBENT LBS/HR= 0 SORBENT VELOCITY= 0 FT/SEC SORBENT AIR FLOW= 0 SCFM (Ca)/(S)= 0.00 BASELINE FULL LOAD																					
VALID DATA POINT 0 1 ELAPSED TIME, MIN 5 RECORD ON TRK 1 FILE 11																					
297	11:38:38	78.3	13370	2342	3505	3453	3461	3571	0	16332	2342	4197	9793	0.18	0.49	1.22	3.9	25.0	15.6	630.0	1275.0
											162	529	530				0.0	30.7	19.2	773.7	1565.8
0.0	0.0	75.2		420	618	615	618	614	508		67	54	95				3.0	26.3	16.4	663.2	1342.1
K-TRON= 6500 LBS/HR SLEEVE = -2.00 in IN REG= 20 (CCW)DEG OUT REG = 15 (CW)DEG SPREADER = 0.0 in P WB(out)= 6.30 in H2O FURNACE P= 0.16 in H2O COAL P= 5.20 in H2O MILL IN= 355 F NOZZLE= 174 F																					
T WB(in)= 529 F T WB(out)= 530 F SAMPLE= 1209 F EXIT 1=1682 F EXIT 2=1649 F EXIT 3=1705 F EXIT 4= 0 F EXIT 5=1679 F EXIT 6=1680 F EXIT(27')= 1807 F LWS(8')=2149 F LWS(13')= 2042 F LWS(19')= 1872 F																					
SORBENT= VICRON 8FT. INJECTION SORBENT LBS/HR=2087 SORBENT VELOCITY= 44 FT/SEC SORBENT AIR FLOW= 263 SCFM (Ca)/(S)= 2.74 TEMP INJ(8ft) 103 F LIMESTONE INJ. 8 FT. LEVEL																					
VALID DATA POINT 0 2 ELAPSED TIME, MIN 7 RECORD ON TRK 0 FILE 3																					
333	11:57:57	77.5	13219	2364	3488	3380	3435	3477	0	16056	2364	4108	9584	0.18	0.49	1.21	3.8	20.0	15.4	620.0	2425.0
											159	517	518				0.0	24.4	18.8	757.0	2960.8
0.0	0.0	76.4		422	626	623	627	623	511		67	52	91				3.0	20.9	16.1	648.8	2537.8
K-TRON= 6600 LBS/HR SLEEVE = -2.00 in IN REG= 20 (CCW)DEG OUT REG = 15 (CW)DEG SPREADER = 0.0 in P WB(out)= 6.00 in H2O FURNACE P= 0.19 in H2O COAL P= 5.40 in H2O MILL IN= 357 F NOZZLE= 173 F																					
T WB(in)= 517 F T WB(out)= 518 F SAMPLE= 1199 F EXIT 1=1650 F EXIT 2=1632 F EXIT 3=1613 F EXIT 4= 0 F EXIT 5=1651 F EXIT 6=1657 F EXIT(27')= 1787 F LWS(8')=2168 F LWS(13')= 2070 F LWS(19')= 1883 F																					
SORBENT LBS/HR= 0 SORBENT VELOCITY= 0 FT/SEC SORBENT AIR FLOW= 0 SCFM (Ca)/(S)= 0.00 BASELINE																					
VALID DATA POINT 0 3 ELAPSED TIME, MIN 4 RECORD ON TRK 1 FILE 13																					
381	12:23:36	79.8	13613	2361	3456	3382	3420	3460	0	16079	2361	4115	9682	0.17	0.48	1.18	3.3	25.0	16.2	550.0	1600.0
											159	524	525				0.0	29.7	19.2	652.5	1898.3
0.0	0.0	76.4		418	628	626	630	625	512		67	53	92				3.0	25.4	16.5	559.3	1627.1
K-TRON= 6600 LBS/HR SLEEVE = -2.00 in IN REG= 20 (CCW)DEG OUT REG = 15 (CW)DEG SPREADER = 0.0 in P WB(out)= 6.00 in H2O FURNACE P= 0.19 in H2O COAL P= 5.40 in H2O MILL IN= 348 F NOZZLE= 173 F																					
T WB(in)= 524 F T WB(out)= 525 F SAMPLE= 1228 F EXIT 1=1692 F EXIT 2=1665 F EXIT 3=1671 F EXIT 4= 0 F EXIT 5=1672 F EXIT 6=1698 F EXIT(27')= 1810 F LWS(8')=2194 F LWS(13')= 2069 F LWS(19')= 1936 F																					
SORBENT= VICRON 8FT. INJECTION SORBENT LBS/HR=1741 SORBENT VELOCITY= 44 FT/SEC SORBENT AIR FLOW= 263 SCFM (Ca)/(S)= 2.25 TEMP INJ(8ft) 105 F LIMESTONE INJ. 8 FT. LEVEL																					
VALID DATA POINT 0 4 ELAPSED TIME, MIN 7 RECORD ON TRK 0 FILE 4																					
405	12:49:54	79.7	13609	2384	3428	3385	3480	3478	0	16074	2384	4107	9583	0.18	0.48	1.18	3.3	25.0	15.4	600.0	2400.0
											157	525	526				0.0	29.7	18.3	711.9	2847.5
0.0	0.0	76.4		409	628	625	628	622	507		67	53	92				3.0	25.4	15.7	610.2	2440.7
K-TRON= 6600 LBS/HR SLEEVE = -2.00 in IN REG= 20 (CCW)DEG OUT REG = 15 (CW)DEG SPREADER = 0.0 in P WB(out)= 6.00 in H2O FURNACE P= 0.19 in H2O COAL P= 5.40 in H2O MILL IN= 349 F NOZZLE= 174 F																					
T WB(in)= 525 F T WB(out)= 526 F SAMPLE= 1226 F EXIT 1=1678 F EXIT 2=1656 F EXIT 3=1657 F EXIT 4= 0 F EXIT 5=1681 F EXIT 6=1684 F EXIT(27')= 1683 F LWS(8')=2217 F LWS(13')= 2101 F LWS(19')= 1940 F																					
SORBENT LBS/HR= 0 SORBENT VELOCITY= 0 FT/SEC SORBENT AIR FLOW= 0 SCFM (Ca)/(S)= 0.00 BASELINE																					
VALID DATA POINT 0 5 ELAPSED TIME, MIN 15 RECORD ON TRK 1 FILE 15																					
429	13:05:52	79.8	13615	2379	3437	3379	3434	3452	0	16081	2379	4110	9591	0.17	0.48	1.18	3.3	25.0	15.6	560.0	1875.0
											157	524	525				0.0	29.7	18.5	664.4	2224.6
0.0	0.0	76.4		413	629	626	629	624	511		67	53	92				3.0	25.4	15.9	569.5	1906.8
K-TRON= 6600 LBS/HR SLEEVE = -2.00 in IN REG= 20 (CCW)DEG OUT REG = 15 (CW)DEG SPREADER = 0.0 in P WB(out)= 6.00 in H2O FURNACE P= 0.19 in H2O COAL P= 5.40 in H2O MILL IN= 355 F NOZZLE= 173 F																					
T WB(in)= 524 F T WB(out)= 525 F SAMPLE= 1226 F EXIT 1=1665 F EXIT 2=1673 F EXIT 3=1666 F EXIT 4= 0 F EXIT 5=1684 F EXIT 6=1674 F EXIT(27')= 1714 F LWS(8')=2209 F LWS(13')= 2088 F LWS(19')= 1795 F																					
SORBENT= VICRON 8FT. INJECTION SORBENT LBS/HR= 655 SORBENT VELOCITY= 45 FT/SEC SORBENT AIR FLOW= 263 SCFM (Ca)/(S)= 0.85 TEMP INJ(8ft) 111 F LIMESTONE INJ. 8 FT. LEVEL																					
VALID DATA POINT 0 6 ELAPSED TIME, MIN 12 RECORD ON TRK 1 FILE 112																					

DATE	: 09-04-89	NOZZL. DES.	: BASELINE
SYSTEM	: LWS-INS.	SEC. CONFGN	: BASELINE
BURNER	: DRB-80 MKB	SPREADER	: IMPELLER
FUEL	: OHIO-PITTS	OIL CHECK	: -4.5

PT#	TIME	LOAD MBTU/HR CALC	TA SCFM	PRIM	V-2	V-3	V-4	V-5	V-6	TOTAL	PRIM	SEC1	SEC2	PRIM	SEC1	SEC2(TOTAL)	O2	CO	CO2	NO	SO2
OIL						FLOW SCFM						FLOW SCFM			SR (CUM)				MEASURED		
(%)	LOAD	MEAS				TEMP (F)						TEMP (F)							CORR TO 0% O2		
												VELOCITY (FT/SEC)							CORR TO 3% O2		
465	13:32:44	79.9	13640	2372	3426	3381	3393	3450	0	16022	2372	4095	9555	0.17	0.47	1.17	3.2	38.8	15.6	530.8	2450.0
											159	521	521				0.0	35.4	18.4	625.3	2890.4
0.0	0.0	76.4		413	629	625	629	625	515		67	52	91				3.0	30.3	15.8	536.0	2477.5
K-TRON= 6600 LBS/HR SLEEVE = -2.00 in IN REG= 20 (CCW)DEG OUT REG = 15 (CW)DEG SPREADER = 0.0 in P WB(out)= 6.00 in H20 FURNACE P= 0.19 in H20 COAL P= 5.40 in H20 MILL IN= 353 F NOZZLE= 173 F																					
T WB(in)= 521 F T WB(out)= 521 F SAMPLE= 1237 F EXIT 1=1681 F EXIT 2=1679 F EXIT 3=1654 F EXIT 4= 0 F EXIT 5=1699 F EXIT 6=1679 F EXIT(27')= 1680 F LWS(8')=2252 F LWS(13')= 2125 F LWS(19')= 1787 F																					
SORBENT LBS/HR= 0 SORBENT VELOCITY= 0 FT/SEC SORBENT AIR FLOW= 0 SCFM [Ca]/[S]= 0.00 BASELINE																					
VALID DATA POINT 0 7 ELAPSED TIME, MIN 5 RECORD ON TRK 1 FILE 17																					
549	14:25:11	77.6	13251	2446	3384	3303	3369	3413	0	15915	2446	4041	9428	0.18	0.49	1.20	3.6	25.0	15.4	630.8	2500.0
											157	518	519				0.0	30.2	18.6	760.3	3017.2
0.0	0.0	76.4		411	627	625	628	623	511		69	52	90				3.0	25.9	15.9	651.7	2586.2
K-TRON= 6600 LBS/HR SLEEVE = -2.00 in IN REG= 20 (CCW)DEG OUT REG = 15 (CW)DEG SPREADER = 0.0 in P WB(out)= 5.90 in H20 FURNACE P= 0.20 in H20 COAL P= 5.40 in H20 MILL IN= 353 F NOZZLE= 173 F																					
T WB(in)= 518 F T WB(out)= 519 F SAMPLE= 1232 F EXIT 1=1673 F EXIT 2=1659 F EXIT 3=1643 F EXIT 4= 0 F EXIT 5=1687 F EXIT 6=1666 F EXIT(27')= 1685 F LWS(8')=2280 F LWS(13')= 2103 F LWS(19')= 1933 F																					
SORBENT LBS/HR= 0 SORBENT VELOCITY= 0 FT/SEC SORBENT AIR FLOW= 0 SCFM [Ca]/[S]= 0.00 BASELINE																					
VALID DATA POINT 0 8 ELAPSED TIME, MIN 5 RECORD ON TRK 1 FILE 18																					
567	14:39:14	80.3	13709	2484	3477	3362	3497	3553	0	16372	2484	4166	9722	0.18	0.49	1.19	3.5	20.0	15.4	610.0	1500.0
											157	523	524				0.0	24.0	18.5	732.0	1800.0
0.0	0.0	76.4		418	627	623	627	623	512		70	53	93				3.0	20.6	15.8	627.4	1542.9
K-TRON= 6600 LBS/HR SLEEVE = -2.00 in IN REG= 20 (CCW)DEG OUT REG = 15 (CW)DEG SPREADER = 0.0 in P WB(out)= 5.90 in H20 FURNACE P= 0.20 in H20 COAL P= 5.40 in H20 MILL IN= 354 F NOZZLE= 173 F																					
T WB(in)= 523 F T WB(out)= 524 F SAMPLE= 1242 F EXIT 1=1670 F EXIT 2=1658 F EXIT 3=1654 F EXIT 4= 0 F EXIT 5=1673 F EXIT 6=1670 F EXIT(27')= 1677 F LWS(8')=2217 F LWS(13')= 2091 F LWS(19')= 1928 F																					
SORBENT= Ca(OH)2 8FT. INJECTION SORBENT LBS/HR=1316 SORBENT VELOCITY= 44 FT/SEC SORBENT AIR FLOW= 263 SCFM [Ca]/[S]= 2.20 TEMP INJ(8ft) 104 F LIME 8FT LEVEL																					
VALID DATA POINT 0 9 ELAPSED TIME, MIN 5 RECORD ON TRK 1 FILE 113																					
597	14:59:51	79.5	13569	2465	3458	3328	3442	3511	0	16206	2465	4122	9618	0.18	0.49	1.19	3.5	20.0	15.3	650.0	1800.0
											157	520	521				0.0	24.0	18.4	780.0	2160.0
0.0	0.0	77.5		408	627	623	627	623	511		70	53	92				3.0	20.6	15.7	668.6	1851.4
K-TRON= 6700 LBS/HR SLEEVE = -2.00 in IN REG= 20 (CCW)DEG OUT REG = 15 (CW)DEG SPREADER = 0.0 in P WB(out)= 5.90 in H20 FURNACE P= 0.20 in H20 COAL P= 5.40 in H20 MILL IN= 352 F NOZZLE= 174 F																					
T WB(in)= 520 F T WB(out)= 521 F SAMPLE= 1249 F EXIT 1=1658 F EXIT 2=1671 F EXIT 3=1663 F EXIT 4= 0 F EXIT 5=1679 F EXIT 6=1680 F EXIT(27')= 1674 F LWS(8')=2226 F LWS(13')= 2104 F LWS(19')= 1930 F																					
SORBENT= Ca(OH)2 8FT. INJECTION SORBENT LBS/HR= 818 SORBENT VELOCITY= 44 FT/SEC SORBENT AIR FLOW= 263 SCFM [Ca]/[S]= 1.38 TEMP INJ(8ft) 107 F LIME 8FT LEVEL																					
VALID DATA POINT 0 10 ELAPSED TIME, MIN 5 RECORD ON TRK 0 FILE 1																					
615	15:15:49	80.6	13756	2445	3470	3340	3442	3551	0	16247	2445	4141	9662	0.18	0.48	1.18	3.3	20.0	15.4	630.0	2550.0
											157	529	530				0.0	23.7	18.3	747.5	3025.4
0.0	0.0	77.5		420	626	623	627	622	510		69	53	93				3.0	20.3	15.7	648.7	2593.2
K-TRON= 6700 LBS/HR SLEEVE = -2.00 in IN REG= 20 (CCW)DEG OUT REG = 15 (CW)DEG SPREADER = 0.0 in P WB(out)= 5.90 in H20 FURNACE P= 0.20 in H20 COAL P= 5.40 in H20 MILL IN= 356 F NOZZLE= 173 F																					
T WB(in)= 529 F T WB(out)= 530 F SAMPLE= 1248 F EXIT 1=1667 F EXIT 2=1662 F EXIT 3=1648 F EXIT 4= 0 F EXIT 5=1685 F EXIT 6=1679 F EXIT(27')= 1644 F LWS(8')=2243 F LWS(13')= 2129 F LWS(19')= 1963 F																					
SORBENT LBS/HR= 0 SORBENT VELOCITY= 0 FT/SEC SORBENT AIR FLOW= 0 SCFM [Ca]/[S]= 0.00 BASELINE																					
VALID DATA POINT 0 11 ELAPSED TIME, MIN 5 RECORD ON TRK 1 FILE 22																					
649	15:36:38	80.0	13647	2470	3458	3389	3430	3542	0	16289	2470	4122	9617	0.18	0.48	1.19	3.4	25.0	15.4	620.0	1450.0
											159	523	523				0.0	29.8	18.4	739.8	1730.1
0.0	0.0	77.5		411	625	623	625	621	515		70	53	92				3.0	25.6	15.8	634.1	1483.0
K-TRON= 6700 LBS/HR SLEEVE = -2.00 in IN REG= 20 (CCW)DEG OUT REG = 15 (CW)DEG SPREADER = 0.0 in P WB(out)= 5.90 in H20 FURNACE P= 0.20 in H20 COAL P= 5.40 in H20 MILL IN= 360 F NOZZLE= 173 F																					
T WB(in)= 523 F T WB(out)= 523 F SAMPLE= 1260 F EXIT 1=1680 F EXIT 2=1669 F EXIT 3=1658 F EXIT 4= 0 F EXIT 5=1688 F EXIT 6=1686 F EXIT(27')= 1636 F LWS(8')=2258 F LWS(13')= 2109 F LWS(19')= 1944 F																					
SORBENT= Ca(OH)2 8FT. INJECTION SORBENT LBS/HR=1338 SORBENT VELOCITY= 44 FT/SEC SORBENT AIR FLOW= 263 SCFM [Ca]/[S]= 2.25 TEMP INJ(8ft) 105 F LIME 8FT LEVEL																					
VALID DATA POINT 0 12 ELAPSED TIME, MIN 5 RECORD ON TRK 0 FILE 2																					

DATE	: 09-04-85	NOZZL.DES.	: BASELINE
SYSTEM	: LWS-ENS.	SEC.CONFGN	: BASELINE
BURNER	: DRB-80 MKII	SPREADER	: IMPELLER
FUEL	: OHIO-PITTS	OIL CHECK	: -4.5

PT#	TIME	LOAD MBTU/HR	TA	PRIM	V-2	V-3	V-4	V-5	V-6	TOTAL	PRIM	SEC1	SEC2	PRIM	SEC1	SEC2(TOTAL)	O2	CO	CO2	NO	SO2
OIL		CALC	SCFM	FLOW SCFM							FLOW SCFM			SR (CUM)			MEASURED				
(Z)	LOAD	MEAS		TEMP (F)							TEMP (F)						CORR TO 0Z O2				
											VELOCITY (FT/SEC)						CORR TO 3Z O2				
664	15:49:00	79.1	13499	2486	3441	3314	3450	3522	0	16213	2486	4110	9609	0.10	0.49	1.20	3.6	25.0	15.4	630.0	2580.0
											159	531	532				0.0	30.2	18.6	760.3	3017.2
0.0	0.0	77.5		418	625	622	625	621	516		70	53	93				3.0	25.9	15.9	651.7	2586.2

K-TRON= 6700 LBS/HR SLEEVE = -2.00 in IN REG= 20 (CCW)DEG OUT REG = 15 (CW)DEG SPREADER = 0.0 in P WB(out)= 5.90 in H2O FURNACE P= 0.20 in H2O COAL P= 5.40 in H2O MILL IN= 361 F NOZZLE= 173 F
T WB(in)= 531 F T WB(out)= 532 F SAMPLE= 1246 F EXIT 1=1659 F EXIT 2=1666 F EXIT 3=1653 F EXIT 4= 0 F EXIT 5=1680 F EXIT 6=1677 F EXIT(27')= 1634 F LWS(8')=2258 F LWS(13')= 2133 F LWS(19')= 1952 F
SORBENT LBS/HR= 0 SORBENT VELOCITY= 0 FT/SEC SORBENT AIR FLOW= 0 SCFM (Ca)/(S)= 0.00 BASELINE
VALID DATA POINT # 13 ELAPSED TIME, MIN 5 RECORD ON TRK 1 FILE 24

DATE	:	09-05-85	NOZ'L.DES.	:	BASELINE
SYSTEM	:	LWS-INS.	SEC.CONFGN	:	BASELINE
BURNER	:	ORB-80 AKB	SPREADER	:	DIFFUSER
FUEL	:	OHIO-PITTS	OIL CHECK	:	-1.19

PTR OIL (%)	TIME LOAD	LOAD MBTU/HR CALC MEAS	TA SCFM	PRIM	V-2	V-3	V-4	V-5	V-6	TOTAL	PRIM	SEC1	SEC2	PRIM	SEC1	SEC2(TOTAL)	O2	CO	CO2	NO	SO2
				FLOW SCFM / TEMP (F)							FLOW SCFM / TEMP (F) / VELOCITY (FT/SEC)			SR (LOAD)			MEASURED / CORR TO 0% O2 / CORR TO 3% O2				
123	09:58:09	77.1	13154	2306	3382	3307	3303	3325	0	15623	2306	3955	9322	0.16	0.40	1.19	3.4	45.0	15.4	205.0	2625.0
											147	542	543				0.0	53.7	18.4	244.6	3132.1
0.0	0.0	81.0		404	639	637	638	633	527		64	52	91				3.0	46.6	15.8	[illegible]	2614.7

K-TRON= 7000 LBS/HR SLEEVE = -0.50 in IN REG= 20 (CCW)DEG OUT REG = 15 (CW)DEG P WD(in)= 9.50 in H2O P WB(out)= 9.20 in H2O FURNACE P= 0.15 in H2O COAL P= 4.50 in H2O MILL IN= 339 F MILL OUT= 154 F
T WB(in)= 542 F T WB(out)= 543 F SAMPLE= 1114 F EXIT 1=1573 F EXIT 2=1571 F EXIT 3=1629 F EXIT 4= 0 F EXIT 5=1500 F EXIT 6=1595 F EXIT(27')= 1714 F LWS(8')=2082 F LWS(13')= 1951 F LWS(17')= 1842 F
SORBENT LBS/HR= 0 SORBENT VELOCITY= 0 FT/SEC SORBENT AIR FLOW= 0 SCFM [Ca]/[S]= 0.00 BASELINE FULL LOAD
VALID DATA POINT # 1 ELAPSED TIME, MIN 5 RECORD ON TRK 1 FILE 25

DATE	: 09-05-85		FUEL FLOW	:	BASELINE
SYSTEM	: LWS-IENS		SEC. COMBUSTION	:	BASELINE
BURNER	: JDB-80 MK8		SPREADSHEET	:	DIFFUSER
FUEL	: WYODAK		OIL CHECK	:	0.0 / 0.0

PT#	TIME	LOAD MMBtu/HR CALC	LOAD MMBtu/HR MEAS	TA SCFM	PRIM	V-2	V-3	V-4	V-5	V-6	TOTAL	PRIM	SEC1	SEC2	PRIM	SEC1	SEC2(TOTAL)	O2	CO	CO2	NO	SO2
	OIL				FLOW SCFM							TEMP (F)			SR (CLAM)			MEASURED				
(%)	LOAD				TEMP (F)							VELOCITY (FT/SEC)						CORR TO 0% O2				
																		CORR TO 3% O2				
255	11:23:56	77.6		13238	2514	3360	3315	3322	3291	0	15810	2514	3589	7307	0.19	0.49	1.19	3.5	25.0	16.0	205.0	436.0
												122	539	540				0.0	30.0	19.2	245.6	516.0
3.0	0.0	134.2			639	634	632	634	630	518		67	52	91				3.0	25.7	16.5	210.9	442.3
K-IRON= 9000 LBS/HR SLEEVE = -0.50 in IN REG= 20 (CCW)DEG OUT REG = 15 (CW)DEG P WB(in)= 9.60 in H2O P WB(out)= 9.40 in H2O FURNACE P= 0.19 in H2O COAL P= 4.50 in H2O MILL IN= 573 F MILL OUT= 120 F																						
T WB(in)= 539 F T WB(out)= 540 F SAMPLE= 1152 F EXIT 1=1566 F EXIT 2=1595 F EXIT 3=1579 F EXIT 4= 0 F EXIT 5=1504 F EXIT 6=1555 F EXIT(27")= 1659 F LWS(8")=1908 F LWS(13")= 1921 F LWS(19")= 1863 F																						
SORBENT LBS/HR= 0 SORBENT VELOCITY= 0 FT/SEC SORBENT AIR FLOW= 0 SCFM (Ca)/(Si)= 0.00 BASELINE WYODAK COAL FULL LOAD																						
VALID DATA POINT # 2 ELAPSED TIME, MIN 8 RECORD ON TRK 1 FILE 26																						
302	11:57:07	75.0		12868	2403	3130	3085	3105	3079	0	14801	2403	3720	8679	0.19	0.48	1.16	2.9	25.0	18.8	175.0	436.0
												120	539	540				0.0	29.0	21.8	226.2	498.9
0.0	0.0	105.3			662	638	634	636	632	516		65	48	85				3.0	24.9	18.7	193.9	427.6
K-IRON= 9100 LBS/HR SLEEVE = -0.50 in IN REG= 20 (CCW)DEG OUT REG = 15 (CW)DEG P WB(in)= 8.40 in H2O P WB(out)= 8.10 in H2O FURNACE P= 0.17 in H2O COAL P= 4.50 in H2O MILL IN= 594 F MILL OUT= 110 F																						
T WB(in)= 539 F T WB(out)= 540 F SAMPLE= 1211 F EXIT 1=1604 F EXIT 2=1639 F EXIT 3=1642 F EXIT 4= 0 F EXIT 5=1614 F EXIT 6=1634 F EXIT(27")= 1697 F LWS(8")=2035 F LWS(13")= 1987 F LWS(19")= 1929 F																						
SORBENT LBS/HR= 0 SORBENT VELOCITY= 0 FT/SEC SORBENT AIR FLOW= 0 SCFM (Ca)/(Si)= 0.00 EXCESS AIR CURVE																						
VALID DATA POINT # 3 ELAPSED TIME, MIN 7 RECORD ON TRK 1 FILE 27																						
571	15:44:34	61.6		10520	2626	2517	2511	2493	2486	0	12634	2626	3842	7035	0.25	0.54	1.20	3.6	20.0	16.2	100.0	210.0
												128	530	530				0.0	24.1	19.6	217.2	253.4
0.0	0.0	86.9			658	642	640	642	637	513		71	39	65				3.0	20.7	16.8	186.9	218.2
K-IRON= 7500 LBS/HR SLEEVE = -0.50 in IN REG= 20 (CCW)DEG OUT REG = 15 (CW)DEG P WB(in)= 5.80 in H2O P WB(out)= 5.50 in H2O FURNACE P= 0.08 in H2O COAL P= 5.20 in H2O MILL IN= 504 F MILL OUT= 151 F																						
T WB(in)= 530 F T WB(out)= 530 F SAMPLE= 1079 F EXIT 1=1526 F EXIT 2=1521 F EXIT 3=1523 F EXIT 4= 0 F EXIT 5=1496 F EXIT 6=1532 F EXIT(27")= 1402 F LWS(8")=1649 F LWS(13")= 1[illegible] F LWS(19")= 1[illegible] F																						
SORBENT LBS/HR= 0 SORBENT VELOCITY= 0 FT/SEC SORBENT AIR FLOW= 0 SCFM (Ca)/(Si)= 0.00 BASELINE 7006																						
VALID DATA POINT # 4 ELAPSED TIME, MIN 5 RECORD ON TRK 1 FILE 28																						

DATE : 09-06-85 | TEST LOCATION : BABCOCK
SYSTEM : LWS-1MS | SITE CODE/ID : BABCOCK
BURNER : DRB-80 MK3 | SPRAYDRIER : DEHYDRATOR
FUEL : WYODAK | OIL CHECK : 22.38

PT#	TIME	LOAD MBTU/HR CALC	TA SCFM	PRIM	V-2	V-3	V-4	V-5	V-6	TOTAL	PRIM	SEC1	SEC2	FURN	SEC1	SEC2(TOTAL)	CO	CO	CO2	NO	SO2
		OIL					FLOW SCFM					FLOW SCFM			O2 (DRY)						
																			MEASURED		
(%)	LOAD	MEAS					TEMP (F)					TEMP (F)							CORR TO 8% O2		
												VELOCITY (FT/SEC)							CORR TO 3% O2		
220	09:59:20	65.2	10928	2494	2695	2584	2663	2635	0	13072	2494	3173	7464	0.23	0.52	1.20		3.5	25.0	16.0	150.6	350.0
											127	537	537					0.0	30.0	19.2	220.6	456.0
	0.0	0.0	71.6		622	642	640	643	638	514		67	41	72					3.0	25.7	16.5	195.4	370.9
K-TRON= 8300 LBS/HR SLEEVE = -0.50 in IN REG= 20 (CCW)DEG OUT REG = 15 (CW)DEG P WB(in)= 6.70 in H2O P WB(out)= 6.50 in H2O FURNACE P= 0.13 in H2O COAL P= 4.50 in H2O MILL IN= 552 F MILL OUT= 128 F																					
T WB(in)= 537 F T WB(out)= 537 F SAMPLE= 1097 F EXIT 1=1571 F EXIT 2=1580 F EXIT 3=1563 F EXIT 4=1563 F EXIT 5=1576 F EXIT 6=1567 F EXIT(27')= 1459 F LWS(0')=1861 F LWS(13')= 1793 F LWS(19')= 1771 F																					
SORBENT LBS/HR= 0 SORBENT VELOCITY= 0 FT/SEC SORBENT AIR FLOW= 0 SCFM (Ca)/(S)= 0.00 BASELINE - 65E6																					
VALID DATA POINT # 1 ELAPSED TIME, MIN. 10 RECORD ON TRK 1 FILE 29																					
267	10:28:24	64.7	10849	2422	2718	2582	2672	2656	0	13050	2422	3188	7440	0.22	0.52	1.20		3.6	20.0	16.0	185.3	0.0
											130	537	538					0.0	24.1	19.3	223.3	0.0
	0.0	0.0	71.6		628	643	641	644	639	507		65	41	72					3.0	20.7	16.6	191.4	0.0
K-TRON= 8000 LBS/HR SLEEVE = -0.50 in IN REG= 20 (CCW)DEG OUT REG = 15 (CW)DEG P WB(in)= 6.70 in H2O P WB(out)= 6.50 in H2O FURNACE P= 0.13 in H2O COAL P= 4.50 in H2O MILL IN= 555 F MILL OUT= 132 F																					
T WB(in)= 537 F T WB(out)= 538 F SAMPLE= 1121 F EXIT 1=1590 F EXIT 2=1598 F EXIT 3=1608 F EXIT 4=1614 F EXIT 5=1607 F EXIT 6=1605 F EXIT(27')= 1772 F LWS(0')=1883 F LWS(13')= 1809 F LWS(19')= 1745 F																					
SORBENT LBS/HR= 0 SORBENT VELOCITY= 0 FT/SEC SORBENT AIR FLOW= 0 SCFM (Ca)/(S)= 0.00 BASELINE - 65E6																					
VALID DATA POINT # 2 ELAPSED TIME, MIN 12 RECORD ON TRK 1 FILE 30																					
317	11:00:03	67.2	11263	2528	3022	2898	2942	2886	0	14276	2528	3524	8224	0.22	0.54	1.27		4.5	17.5	15.4	285.0	0.0
											127	533	533					0.0	22.3	19.6	260.9	0.0
	0.0	0.0	71.6		602	636	634	636	632	508		68	46	84					3.0	19.1	16.8	223.5	0.0
K-TRON= 8000 LBS/HR SLEEVE = -0.50 in IN REG= 20 (CCW)DEG OUT REG = 15 (CW)DEG P WB(in)= 7.90 in H2O P WB(out)= 7.60 in H2O FURNACE P= 0.16 in H2O COAL P= 4.60 in H2O MILL IN= 537 F MILL OUT= 128 F																					
T WB(in)= 533 F T WB(out)= 533 F SAMPLE= 1137 F EXIT 1=1532 F EXIT 2=1564 F EXIT 3=1583 F EXIT 4=1555 F EXIT 5=1572 F EXIT 6=1592 F EXIT(27')= 1702 F LWS(0')=1918 F LWS(13')= 1825 F LWS(19')= 1765 F																					
SORBENT LBS/HR= 0 SORBENT VELOCITY= 0 FT/SEC SORBENT AIR FLOW= 0 SCFM (Ca)/(S)= 0.00 EXCESS AIR CURVE																					
VALID DATA POINT # 3 ELAPSED TIME, MIN 10 RECORD ON TRK 1 FILE 31																					
343	11:17:34	66.2	11108	2626	3192	3124	3130	3004	0	15156	2626	3759	8772	0.24	0.58	1.37		5.7	18.0	14.2	320.0	0.0
											127	533	534					0.0	24.7	19.5	302.0	0.0
	0.0	0.0	71.6		596	636	633	636	631	512		71	49	85					3.6	21.2	16.7	258.8	0.0
K-TRON= 8000 LBS/HR SLEEVE = -0.50 in IN REG= 20 (CCW)DEG OUT REG = 15 (CW)DEG P WB(in)= 8.90 in H2O P WB(out)= 8.60 in H2O FURNACE P= 0.16 in H2O COAL P= 4.50 in H2O MILL IN= 541 F MILL OUT= 127 F																					
T WB(in)= 533 F T WB(out)= 534 F SAMPLE= 1126 F EXIT 1=1472 F EXIT 2=1526 F EXIT 3=1525 F EXIT 4=1540 F EXIT 5=1531 F EXIT 6=1542 F EXIT(27')= 1615 F LWS(0')=1852 F LWS(13')= 1778 F LWS(19')= 1751 F																					
SORBENT LBS/HR= 0 SORBENT VELOCITY= 0 FT/SEC SORBENT AIR FLOW= 0 SCFM (Ca)/(S)= 0.00 EXCESS AIR CURVE																					
VALID DATA POINT # 4 ELAPSED TIME, MIN 5 RECORD ON TRK 1 FILE 32																					
370	11:32:01	65.2	10934	2474	2880	2767	2833	2823	0	13777	2474	3391	7912	0.23	0.54	1.26		4.4	18.0	15.8	190.0	------
											127	532	532					0.0	22.8	20.0	240.4	------
	0.0	0.0	71.6		605	638	636	639	633	506		66	44	77					3.0	19.5	17.1	206.0	-- --
K-TRON= 8000 LBS/HR SLEEVE = -0.50 in IN REG= 20 (CCW)DEG OUT REG = 15 (CW)DEG P WB(in)= 7.30 in H2O P WB(out)= 7.00 in H2O FURNACE P= 0.15 in H2O COAL P= 4.50 in H2O MILL IN= 533 F MILL OUT= 130 F																					
T WB(in)= 532 F T WB(out)= 532 F SAMPLE= 1128 F EXIT 1=1555 F EXIT 2=1574 F EXIT 3=1581 F EXIT 4=1580 F EXIT 5=1553 F EXIT 6=1581 F EXIT(27')= 1555 F LWS(0')=1980 F LWS(13')= 1814 F LWS(19')= 1776 F																					
SORBENT LBS/HR= 0 SORBENT VELOCITY= 0 FT/SEC SORBENT AIR FLOW= 0 SCFM (Ca)/(S)= 0.00 EXCESS AIR CURVE																					
VALID DATA POINT # 5 ELAPSED TIME, MIN 5 RECORD ON TRK 1 FILE 33																					
424	12:14:17	65.2	10922	2624	2611	2512	2565	2536	0	12849	2624	3067	7157	0.24	0.52	1.18		3.2	18.0	16.6	170.0	0.0
											129	530	531					0.0	21.2	19.6	200.6	0.0
	0.0	0.0	71.6		453	638	635	639	633	469		70	40	69					3.0	18.2	16.8	171.9	0.0
K-TRON= 8000 LBS/HR SLEEVE = -0.50 in IN REG= 20 (CCW)DEG OUT REG = 15 (CW)DEG P WB(in)= 5.90 in H2O P WB(out)= 5.60 in H2O FURNACE P= 0.10 in H2O COAL P= 4.50 in H2O MILL IN= 405 F MILL OUT= 122 F																					
T WB(in)= 536 F T WB(out)= 531 F SAMPLE= 1126 F EXIT 1=1593 F EXIT 2=1572 F EXIT 3=1609 F EXIT 4=1586 F EXIT 5=1536 F EXIT 6=1574 F EXIT(27')= 1690 F LWS(0')=1984 F LWS(13')= 1894 F LWS(19')= 1764 F																					
SORBENT LBS/HR= 0 SORBENT VELOCITY= 0 FT/SEC SORBENT AIR FLOW= 0 SCFM (Ca)/(S)= 0.00 EXCESS AIR CURVE																					
VALID DATA POINT # 6 ELAPSED TIME, MIN 6 RECORD ON TRK 1 FILE 34																					

DATE : 09-06-85 COAL DESC. : BASELINE
SYSTEM : LWS-ENS. SEC. CONFIG : BASELINE
BURNER : DRB-80 MK 0 SPREADER : DEFAULT
FUEL : WYODAK OIL CHECK : -22.35%

PT#	TIME	LOAD MBTU/HR	TA	PRIM	V-2	V-3	V-4	V-5	V-6	TOTAL	PRIM	SEC1	SEC2	PRIM	SEC1	SEC2(TOTAL)	O2	CO	CO2	NC	SO2
	OIL	CALC	SCFM	FLOW SCFM							TEMP (F)			SWIRL			MEASURED				
(%)	LOAD	MEAS		TEMP (F)							VELOCITY (FT/SEC)						CORR TO 0% O2				
																	CORR TO 3% O2				
458	12:23:55	67.9	11380	2494	2439	2355	2402	2376	0	12065	2494	2871	6748	0.22	0.47	1.06	1.2	250.0	18.6	135.6	0.0
											122	525	526				0.0	265.2	19.7	143.2	0.0
0.0	0.0	71.6		461	638	635	638	631	480		66	37	64				3.0	227.3	16.9	102.7	0.0
K-TRON= 8000 LBS/HR SLEEVE = -0.50 in IN REG= 20 (CCW)DEG OUT REG = 15 (CW)DEG P WB(in)= 5.90 in H2O P WB(out)= 5.60 in H2O FURNACE P= 0.10 in H2O COAL P= 4.50 in H2O MILL IN= 414 F MILL OUT= 123 F																					
T WB(in)= 525 F T WB(out)= 526 F SAMPLE= 1141 F EXIT 1=1624 F EXIT 2=1612 F EXIT 3=1624 F EXIT 4=1646 F EXIT 5=1540 F EXIT 6=1669 F EXIT(27')= 1804 F LWS(0')=1955 F LWS(13')= 1840 F LWS(19')= 1797 F																					
SORBENT LBS/HR= 0 SORBENT VELOCITY= 0 FT/SEC SORBENT AIR FLOW= 0 SCFM (Ca)/(S)= 0.00 SMOKE POINT, CO UNSTABLE																					
VALID DATA POINT # 7 ELAPSED TIME, MIN 5 RECORD ON TAK 1 FILE 35																					
461	12:35:58	66.2	11087	2595	2561	2429	2477	2495	0	12557	2595	2989	6974	0.23	0.50	1.13	2.5	25.0	18.8	160.8	0.0
											121	523	524				0.0	28.4	19.1	181.6	0.0
0.0	0.0	71.6		458	634	633	637	630	472		69	38	67				3.0	24.3	16.3	155.7	0.0
K-TRON= 8000 LBS/HR SLEEVE = -0.50 in IN REG= 20 (CCW)DEG OUT REG = 15 (CW)DEG P WB(in)= 6.00 in H2O P WB(out)= 5.70 in H2O FURNACE P= 0.09 in H2O COAL P= 4.50 in H2O MILL IN= 415 F MILL OUT= 121 F																					
T WB(in)= 523 F T WB(out)= 524 F SAMPLE= 1143 F EXIT 1=1660 F EXIT 2=1597 F EXIT 3=1630 F EXIT 4=1619 F EXIT 5=1531 F EXIT 6=1567 F EXIT(27')= 1784 F LWS(0')=1737 F LWS(13')= 1637 F LWS(19')= 1622 F																					
SORBENT LBS/HR= 0 SORBENT VELOCITY= 0 FT/SEC SORBENT AIR FLOW= 0 SCFM (Ca)/(S)= 0.00 EXCESS AIR CURVE																					
VALID DATA POINT # 8 ELAPSED TIME, MIN 6 RECORD ON TAK 1 FILE 36																					
483	12:53:48	56.3	9431	2425	2281	2272	2243	2188	0	11410	2425	2695	6239	0.26	0.54	1.21	3.7	25.0	16.2	170.0	0.0
											121	518	519				0.0	30.3	19.7	206.4	0.0
0.0	0.0	58.1		477	636	635	637	630	461		64	34	60				3.0	26.6	16.9	176.9	0.0
K-TRON= 6500 LBS/HR SLEEVE = -0.50 in IN REG= 20 (CCW)DEG OUT REG = 15 (CW)DEG P WB(in)= 4.80 in H2O P WB(out)= 4.50 in H2O FURNACE P= 0.07 in H2O COAL P= 4.50 in H2O MILL IN= 421 F MILL OUT= 122 F																					
T WB(in)= 518 F T WB(out)= 519 F SAMPLE= 1069 F EXIT 1=1503 F EXIT 2=1493 F EXIT 3=1525 F EXIT 4=1504 F EXIT 5=1436 F EXIT 6=1524 F EXIT(27')= 1714 F LWS(0')=1848 F LWS(13')= 1725 F LWS(19')= 1699 F																					
SORBENT LBS/HR= 0 SORBENT VELOCITY= 0 FT/SEC SORBENT AIR FLOW= 0 SCFM (Ca)/(S)= 0.00 LOAD CURVE																					
VALID DATA POINT # 9 ELAPSED TIME, MIN 5 RECORD ON TAK 1 FILE 37																					
532	13:26:43	45.4	7609	2401	1776	1524	1690	1609	0	9000	2401	1930	4620	0.32	0.58	1.18	3.3	25.0	16.6	170.0	0.0
											121	515	516				0.0	29.7	19.7	201.7	0.0
0.0	0.0	51.9		494	647	641	647	636	448		64	25	44				3.0	25.4	16.9	172.4	0.0
K-TRON= 5000 LBS/HR SLEEVE = -0.50 in IN REG= 20 (CCW)DEG OUT REG = 15 (CW)DEG P WB(in)= 3.10 in H2O P WB(out)= 2.90 in H2O FURNACE P= 0.01 in H2O COAL P= 4.50 in H2O MILL IN= 420 F MILL OUT= 123 F																					
T WB(in)= 515 F T WB(out)= 516 F SAMPLE= 965 F EXIT 1=1387 F EXIT 2=1391 F EXIT 3=1442 F EXIT 4=1429 F EXIT 5=1406 F EXIT 6=1460 F EXIT(27')= 1559 F LWS(0')=1751 F LWS(13')= 1653 F LWS(19')= 1595 F																					
SORBENT LBS/HR= 0 SORBENT VELOCITY= 0 FT/SEC SORBENT AIR FLOW= 0 SCFM (Ca)/(S)= 0.00 EXCESS AIR CURVE - 45E6																					
VALID DATA POINT # 10 ELAPSED TIME, MIN 5 RECORD ON TAK 1 FILE 38																					
556	13:44:03	46.6	7802	2458	1798	1419	1639	1476	0	8789	2458	1979	4432	0.32	0.56	1.13	2.4	45.0	17.0	125.0	0.0
											120	510	511				0.0	50.8	19.2	141.1	0.0
0.0	0.0	51.9		487	648	643	649	638	451		65	24	42				3.0	43.5	16.5	121.0	0.0
K-TRON= 5000 LBS/HR SLEEVE = -0.50 in IN REG= 20 (CCW)DEG OUT REG = 15 (CW)DEG P WB(in)= 2.80 in H2O P WB(out)= 2.60 in H2O FURNACE P= 0.01 in H2O COAL P= 4.50 in H2O MILL IN= 422 F MILL OUT= 124 F																					
T WB(in)= 510 F T WB(out)= 511 F SAMPLE= 932 F EXIT 1=1334 F EXIT 2=1390 F EXIT 3=1405 F EXIT 4=1403 F EXIT 5=1383 F EXIT 6=1419 F EXIT(27')= 1484 F LWS(0')=1779 F LWS(13')= 1691 F LWS(19')= 1631 F																					
SORBENT LBS/HR= 0 SORBENT VELOCITY= 0 FT/SEC SORBENT AIR FLOW= 0 SCFM (Ca)/(S)= 0.00 EXCESS AIR CURVE																					
VALID DATA POINT # 11 ELAPSED TIME, MIN 5 RECORD ON TAK 1 FILE 39																					
576	13:58:35	45.0	7550	2515	1926	1706	1798	1631	0	9569	2515	2116	4939	0.33	0.61	1.27	4.5	20.0	15.4	185.0	0.0
											121	521	522				0.0	25.5	17.6	235.5	0.0
0.0	0.0	51.9		477	649	643	647	638	454		67	27	47				3.0	21.0	14.0	201.0	0.0
K-TRON= 5000 LBS/HR SLEEVE = -0.50 in IN REG= 20 (CCW)DEG OUT REG = 15 (CW)DEG P WB(in)= 3.60 in H2O P WB(out)= 3.40 in H2O FURNACE P= 0.01 in H2O COAL P= 4.50 in H2O MILL IN= 416 F MILL OUT= 122 F																					
T WB(in)= 521 F T WB(out)= 522 F SAMPLE= 965 F EXIT 1=1361 F EXIT 2=1390 F EXIT 3=1432 F EXIT 4=1430 F EXIT 5=1397 F EXIT 6=1419 F EXIT(27')= 1534 F LWS(0')=1729 F LWS(13')= 1638 F LWS(19')= 1588 F																					
SORBENT LBS/HR= 0 SORBENT VELOCITY= 0 FT/SEC SORBENT AIR FLOW= 0 SCFM (Ca)/(S)= 0.00 EXCESS AIR CURVE																					
VALID DATA POINT # 12 ELAPSED TIME, MIN 5 RECORD ON TAK 1 FILE 40																					

DATE : 09-06-85 NOZZL.DES. : BASELINE
SYSTEM : LWS-ING. SEC.CONFGN : BASELINE
BURNER : DRB-80 MKB SPREADER : DIFFUSER
FUEL : WYODAK OIL CHECK : -2.37

PT# OIL (%)	TIME LOAD	LOAD MBTU/HR CALC MEAS	TA SCFM	PRIM	V-2	V-3	V-4	V-5	V-6	TOTAL	PRIM	SEC1	SEC2	PRIM	SEC1	SEC2(TOTAL)	O2	CO	CO2	NO	SO2
				FLOW SCFM							FLOW SCFM			SR (CUM)			MEASURED				
											TEMP (F)						CORR TO 0% O2				
				TEMP (F)							VELOCITY (FT/SEC)						CORR TO 3% O2				
591	14:09:15	46.2	7736	2438	1918	1613	1737	1548	0	9254	2438	2045	4771	0.32	0.58	1.20	3.5	20.0	16.4	165.0	0.0
											126	516	516				0.0	24.0	19.7	198.0	0.0
0.0	0.0	51.9		482	646	640	646	637	453		65	26	45				3.0	20.6	16.9	169.7	0.0

K-TRON= 5800 LBS/HR SLEEVE = -0.50 in IN REG= 20 (CCW)DEG OUT REG = 15 (CW)DEG P WB(in)= 3.20 in H2O P WB(out)= 3.00 in H2O FURNACE P= 0.01 in H2O COAL P= 4.50 in H2O MILL IN= 421 F MILL OUT= 128 F
T WB(in)= 516 F T WB(out)= 516 F SAMPLE= 989 F EXIT 1=1409 F EXIT 2=1416 F EXIT 3=1480 F EXIT 4=1457 F EXIT 5=1415 F EXIT 6=1481 F EXIT(27')= 1581 F LWS(8')=1761 F LWS(13')= 1659 F LWS(19')= 1603 F
SORBENT LBS/HR= 0 SORBENT VELOCITY= 0 FT/SEC SORBENT AIR FLOW= 0 SCFM (Cal/IS)= 0.00 BASELINE - 45E6
VALID DATA POINT # 13 ELAPSED TIME, MIN 5 RECORD ON TRK 1 FILE 41

605	14:17:05	45.5	7631	2483	2241	2037	2042	1921	0	10625	2483	2442	5679	0.33	0.65	1.39	6.8	20.0	14.0	200.0	0.0
											123	512	512				0.0	28.0	19.6	280.0	0.0
0.0	0.0	51.9		471	646	642	647	639	461		66	31	54				3.0	24.0	16.8	240.0	0.0

K-TRON= 5800 LBS/HR SLEEVE = -0.50 in IN REG= 20 (CCW)DEG OUT REG = 15 (CW)DEG P WB(in)= 3.60 in H2O P WB(out)= 3.40 in H2O FURNACE P= 0.02 in H2O COAL P= 4.50 in H2O MILL IN= 425 F MILL OUT= 124 F
T WB(in)= 512 F T WB(out)= 512 F SAMPLE= 964 F EXIT 1=1390 F EXIT 2=1391 F EXIT 3=1401 F EXIT 4=1391 F EXIT 5=1355 F EXIT 6=1412 F EXIT(27')= 1546 F LWS(8')=1744 F LWS(13')= 1628 F LWS(19')= 1610 F
SORBENT LBS/HR= 0 SORBENT VELOCITY= 0 FT/SEC SORBENT AIR FLOW= 0 SCFM (Cal/IS)= 0.00 EXCESS AIR CURVE
VALID DATA POINT # 14 ELAPSED TIME, MIN 6 RECORD ON TRK 1 FILE 42

DATE	: 09-09-85	NOZZL.DES.	: BASELINE	
SYSTEM	: LWS-INS.	SEC.CONFGN	: BASELINE	
BURNER	: DRB-60 MK3	SPREADER	: IMPELLER	
FUEL	: OHIO-PITT8	OIL CHECK	: 0.47	

PT#	TIME	LOAD OIL (Z)	LOAD MBTU/HR CALC	LOAD MBTU/HR MEAS	TA SCFM	PRIM	V-2	V-3	V-4	V-5	V-6	TOTAL	PRIM	SEC1	SEC2	PRIM	SEC1	SEC2(TOTAL)	O2	CO	CO2	NO	SO2
						FLOW SCFM							FLOW SCFM			SR (CUM)			MEASURED				
						TEMP (F)							TEMP (F)						CORR TO 0% O2				
													VELOCITY (FT/SEC)						CORR TO 3% O2				
260	10:51:01	79.5	13567		2588	3413	3415	3438	3349	0	16203	2588	4084	9530	0.19	0.49	1.19	3.5	25.0	15.4	570.0	2500.0
												149	530	529				0.0	30.0	18.5	684.0	3000.0
		0.0	0.0	77.5		352	631	629	630	626	534	72	53	92				3.0	25.7	15.8	586.3	2571.4
K-TRON= 6700 LBS/HR SLEEVE = -2.00 in IN REG= 20 (CCW)DEG OUT REG = 15 (CW)DEG SPREADER = 0.0 in P WB(out)= 6.20 in H2O FURNACE P= 0.21 in H2O COAL P= 5.20 in H2O MILL IN= 314 F MILL OUT= 158 F																							
T WB(in)= 530 F T WB(out)= 529 F SAMPLE= 1204 F EXIT 1=1695 F EXIT 2=1645 F EXIT 3=1675 F EXIT 4=1672 F EXIT 5=1677 F EXIT 6=1696 F EXIT(27')= 1800 F LWS(8')=2200 F LWS(13')= 2057 F LWS(19')= 1944 F																							
SORBENT LBS/HR= 0 SORBENT VELOCITY= 0 FT/SEC SORBENT AIR FLOW= 0 SCFM [Ca]/[S]= 0.00 BASELINE FULL LOAD																							
VALID DATA POINT # 1 ELAPSED TIME, MIN 8 RECORD ON TRK 1 FILE 43																							
324	11:29:56	78.1	13329		2393	3450	3435	3438	3473	0	16189	2393	4139	9657	0.18	0.49	1.21	3.8	20.0	15.4	660.0	1600.0
												151	529	529				0.0	24.4	18.8	805.8	1953.5
		0.0	0.0	76.4		359	628	625	626	622	533	67	53	93				3.0	20.9	16.1	690.7	1674.4
K-TRON= 6600 LBS/HR SLEEVE = -2.00 in IN REG= 20 (CCW)DEG OUT REG = 15 (CW)DEG SPREADER = 0.0 in P WB(out)= 6.20 in H2O FURNACE P= 0.21 in H2O COAL P= 5.20 in H2O MILL IN= 313 F MILL OUT= 158 F																							
T WB(in)= 529 F T WB(out)= 529 F SAMPLE= 1264 F EXIT 1=1732 F EXIT 2=1720 F EXIT 3=1711 F EXIT 4=1716 F EXIT 5=1730 F EXIT 6=1719 F EXIT(27')= 1770 F LWS(8')=2232 F LWS(13')= 2106 F LWS(19')= 1954 F																							
SORBENT= VICRON 8FT. INJECTION SORBENT LBS/HR=1930 SORBENT VELOCITY= 42 FT/SEC SORBENT AIR FLOW= 241 SCFM [Ca]/[S]= 2.55 TEMP INJ(8ft) 123 F VICRON 8 FT LEVEL																							
VALID DATA POINT # 2 ELAPSED TIME, MIN 5 RECORD ON TRK 1 FILE 44																							
343	11:45:05	80.5	13735		2474	3458	3444	3451	3396	0	16223	2474	4125	9624	0.18	0.48	1.18	3.3	22.5	15.4	580.0	2500.0
												151	528	529				0.0	26.7	18.3	688.1	2966.1
		0.0	0.0	78.7		354	629	626	628	625	535	69	53	93				3.0	22.9	15.7	589.8	2542.4
K-TRON= 6800 LBS/HR SLEEVE = -2.00 in IN REG= 20 (CCW)DEG OUT REG = 15 (CW)DEG SPREADER = 0.0 in P WB(out)= 6.20 in H2O FURNACE P= 0.21 in H2O COAL P= 5.20 in H2O MILL IN= 314 F MILL OUT= 158 F																							
T WB(in)= 528 F T WB(out)= 529 F SAMPLE= 1257 F EXIT 1=1721 F EXIT 2=1712 F EXIT 3=1673 F EXIT 4=1715 F EXIT 5=1718 F EXIT 6=1718 F EXIT(27')= 1826 F LWS(8')=2234 F LWS(13')= 2168 F LWS(19')= 2020 F																							
SORBENT LBS/HR= 0 SORBENT VELOCITY= 0 FT/SEC SORBENT AIR FLOW= 0 SCFM [Ca]/[S]= 0.00 BASELINE																							
VALID DATA POINT # 3 ELAPSED TIME, MIN 5 RECORD ON TRK 1 FILE 45																							
362	11:59:34	78.4	13387		2508	3474	3462	3468	3442	0	16354	2508	4154	9692	0.19	0.50	1.22	3.9	20.0	15.6	650.0	1875.0
												149	534	534				0.0	24.6	19.2	798.2	1320.2
		0.0	0.0	78.7		366	629	625	627	624	532	70	54	94				3.0	21.1	16.4	684.2	1131.6
K-TRON= 6800 LBS/HR SLEEVE = -2.00 in IN REG= 20 (CCW)DEG OUT REG = 15 (CW)DEG SPREADER = 0.0 in P WB(out)= 6.20 in H2O FURNACE P= 0.21 in H2O COAL P= 5.20 in H2O MILL IN= 316 F MILL OUT= 157 F																							
T WB(in)= 534 F T WB(out)= 534 F SAMPLE= 1275 F EXIT 1=1716 F EXIT 2=1718 F EXIT 3=1694 F EXIT 4=1716 F EXIT 5=1710 F EXIT 6=1718 F EXIT(27')= 1835 F LWS(8')=2228 F LWS(13')= 2138 F LWS(19')= 1985 F																							
SORBENT= Ca(OH)2 8FT. INJECTION SORBENT LBS/HR=2077 SORBENT VELOCITY= 46 FT/SEC SORBENT AIR FLOW= 273 SCFM [Ca]/[S]= 3.56 TEMP INJ(8ft) 112 F LIME 8 FT LEVEL																							
VALID DATA POINT # 4 ELAPSED TIME, MIN 5 RECORD ON TRK 1 FILE 46																							
388	12:17:24	80.2	13685		2492	3453	3464	3473	3463	0	16344	2492	4156	9696	0.18	0.49	1.19	3.5	20.0	15.0	600.0	2500.0
												148	525	526				0.0	24.0	18.0	720.0	3000.0
		0.0	0.0	78.7		353	627	625	628	623	529	69	53	93				3.0	20.6	15.4	617.1	2571.4
K-TRON= 6800 LBS/HR SLEEVE = -2.00 in IN REG= 20 (CCW)DEG OUT REG = 15 (CW)DEG SPREADER = 0.0 in P WB(out)= 6.20 in H2O FURNACE P= 0.21 in H2O COAL P= 5.20 in H2O MILL IN= 309 F MILL OUT= 158 F																							
T WB(in)= 525 F T WB(out)= 526 F SAMPLE= 1264 F EXIT 1=1734 F EXIT 2=1707 F EXIT 3=1670 F EXIT 4=1725 F EXIT 5=1708 F EXIT 6=1717 F EXIT(27')= 1869 F LWS(8')=2213 F LWS(13')= 2200 F LWS(19')= 2032 F																							
SORBENT LBS/HR= 0 SORBENT VELOCITY= 0 FT/SEC SORBENT AIR FLOW= 0 SCFM [Ca]/[S]= 0.00 BASELINE																							
VALID DATA POINT # 5 ELAPSED TIME, MIN 5 RECORD ON TRK 1 FILE 47																							
421	12:39:13	79.6	13589		2460	3489	3473	3462	3437	0	16321	2460	4158	9702	0.18	0.49	1.20	3.6	18.0	15.0	620.0	2500.0
												148	530	531				0.0	21.7	18.1	748.3	3017.2
		0.0	0.0	78.7		387	626	626	628	625	521	68	54	94				3.0	18.6	15.5	641.4	2586.2
K-TRON= 6800 LBS/HR SLEEVE = -2.00 in IN REG= 20 (CCW)DEG OUT REG = 15 (CW)DEG SPREADER = 0.0 in P WB(out)= 6.20 in H2O FURNACE P= 0.21 in H2O COAL P= 5.20 in H2O MILL IN= 329 F MILL OUT= 156 F																							
T WB(in)= 530 F T WB(out)= 531 F SAMPLE= 1261 F EXIT 1=1705 F EXIT 2=1682 F EXIT 3=1670 F EXIT 4=1711 F EXIT 5=1680 F EXIT 6=1700 F EXIT(27')= 1834 F LWS(8')=2234 F LWS(13')= 2194 F LWS(19')= 2018 F																							
SORBENT LBS/HR= 0 SORBENT VELOCITY= 0 FT/SEC SORBENT AIR FLOW= 0 SCFM [Ca]/[S]= 0.00 BASELINE																							
VALID DATA POINT # 6 ELAPSED TIME, MIN 5 RECORD ON TRK 1 FILE 48																							

DATE	: 09-09-85	NOZZL. DES.	: BASELINE
SYSTEM	: LWS-INS.	SEC. CONFGN	: BASELINE
BURNER	: DRB-80 MK3	SPREADER	: IMPELLER
FUEL	: OHIO-PITTS	OIL CHECK	: 0.47

PT#	TIME	LOAD MBTU/HR CALC	TA SCFM	PRIM	V-2	V-3	V-4	V-5	V-6	TOTAL	PRIM	SEC1	SEC2	PRIM	SEC1	SEC2(TOTAL)	O2	CO	CO2	NO	SO2
OIL						FLOW SCFM						FLOW SCFM				SR (CUM)			MEASURED		
(%)	LOAD	MEAS					TEMP (F)					TEMP (F) VELOCITY (FT/SEC)							CORR TO 0% O2		
																			CORR TO 3% O2		
466	13:10:35	79.8	13625	2486	3474	3488	3451	3465	0	16363	2486	4163	9714	0.18	0.49	1.20	3.6	20.0	14.8	625.0	1400.0
				147	523	524					69	53	93				0.0	24.1	17.9	754.3	1689.7
0.0	0.0	78.7		359	622	623	625	622	512								3.0	20.7	15.3	646.6	1448.3
K-TRON= 6800 LBS/HR SLEEVE = -2.00 in IN REG= 20 (CCW)DEG OUT REG = 15 (CW)DEG SPREADER = 0.0 in P WB(out)= 6.20 in H2O FURNACE P= 0.21 in H2O COAL P= 5.20 in H2O MILL IN= 308 F MILL OUT= 158 F																					
T WB(in)= 523 F T WB(out)= 524 F SAMPLE= 1290 F EXIT 1=1703 F EXIT 2=1712 F EXIT 3=1690 F EXIT 4=1745 F EXIT 5=1687 F EXIT 6=1717 F EXIT(27')= 1747 F LWS(8')=2313 F LWS(13')= 2225 F LWS(19')= 1967 F																					
SORBENT= Ca(OH)2 19FT. INJECTION SORBENT LBS/HR=1823 SORBENT VELOCITY= 50 FT/SEC SORBENT AIR FLOW= 259 SCFM [Ca]/[S]= 3.07 TEMP INJ(19ft)= 110 F LIME 19 FT LEVEL																					
VALID DATA POINT # 7 ELAPSED TIME, MIN 5 RECORD ON TRK 1 FILE 49																					
491	13:20:24	79.4	13557	2492	3418	3441	3486	3445	0	16281	2492	4137	9652	0.18	0.49	1.20	3.6	20.0	15.0	640.0	2500.0
				148	523	524					69	53	93				0.0	24.1	18.1	772.4	3017.2
0.0	0.0	78.7		354	622	623	624	621	502								3.0	20.7	15.5	662.1	2586.2
K-TRON= 6800 LBS/HR SLEEVE = -2.00 in IN REG= 20 (CCW)DEG OUT REG = 15 (CW)DEG SPREADER = 0.0 in P WB(out)= 6.20 in H2O FURNACE P= 0.21 in H2O COAL P= 5.20 in H2O MILL IN= 310 F MILL OUT= 158 F																					
T WB(in)= 523 F T WB(out)= 524 F SAMPLE= 1283 F EXIT 1=1678 F EXIT 2=1704 F EXIT 3=1669 F EXIT 4=1726 F EXIT 5=1673 F EXIT 6=1700 F EXIT(27')= 1661 F LWS(8')=2288 F LWS(13')= 2237 F LWS(19')= 2062 F																					
SORBENT LBS/HR= 0 SORBENT VELOCITY= 0 FT/SEC SORBENT AIR FLOW= 0 SCFM [Ca]/[S]= 0.00 BASELINE																					
VALID DATA POINT # 8 ELAPSED TIME, MIN 4 RECORD ON TRK 1 FILE 50																					
527	13:50:46	79.7	13594	2497	3493	3449	3415	3381	0	16235	2497	4121	9617	0.18	0.49	1.19	3.5	20.0	15.0	610.0	1500.0
				149	518	519					70	53	92				0.0	24.0	18.0	732.0	1800.0
0.0	0.0	78.7		341	618	622	623	619	495								3.0	20.6	15.4	627.4	1542.9
K-TRON= 6800 LBS/HR SLEEVE = -2.00 in IN REG= 20 (CCW)DEG OUT REG = 15 (CW)DEG SPREADER = 0.0 in P WB(out)= 6.20 in H2O FURNACE P= 0.21 in H2O COAL P= 5.20 in H2O MILL IN= 299 F MILL OUT= 158 F																					
T WB(in)= 518 F T WB(out)= 519 F SAMPLE= 1292 F EXIT 1=1683 F EXIT 2=1718 F EXIT 3=1670 F EXIT 4=1735 F EXIT 5=1663 F EXIT 6=1699 F EXIT(27')= 1651 F LWS(8')=2316 F LWS(13')= 2236 F LWS(19')= 1983 F																					
SORBENT= Ca(OH)2 19FT. INJECTION SORBENT LBS/HR=1459 SORBENT VELOCITY= 50 FT/SEC SORBENT AIR FLOW= 260 SCFM [Ca]/[S]= 2.46 TEMP INJ(19ft)= 110 F LIME 19 FT LEVEL																					
VALID DATA POINT # 9 ELAPSED TIME, MIN 4 RECORD ON TRK 1 FILE 51																					
539	14:00:38	78.7	13438	2483	3495	3464	3444	3437	0	16322	2483	4152	9687	0.18	0.49	1.21	3.8	20.0	14.8	620.0	2450.0
				149	520	520					69	53	93				0.0	24.4	18.1	757.0	2991.3
0.0	0.0	78.7		343	618	621	623	618	491								3.0	20.9	15.5	648.8	2564.0
K-TRON= 6800 LBS/HR SLEEVE = -2.00 in IN REG= 20 (CCW)DEG OUT REG = 15 (CW)DEG SPREADER = 0.0 in P WB(out)= 6.20 in H2O FURNACE P= 0.21 in H2O COAL P= 5.20 in H2O MILL IN= 298 F MILL OUT= 157 F																					
T WB(in)= 520 F T WB(out)= 520 F SAMPLE= 1274 F EXIT 1=1678 F EXIT 2=1712 F EXIT 3=1680 F EXIT 4=1724 F EXIT 5=1658 F EXIT 6=1696 F EXIT(27')= 1650 F LWS(8')=2294 F LWS(13')= 2236 F LWS(19')= 2021 F																					
SORBENT LBS/HR= 0 SORBENT VELOCITY= 0 FT/SEC SORBENT AIR FLOW= 0 SCFM [Ca]/[S]= 0.00 BASELINE																					
VALID DATA POINT # 10 ELAPSED TIME, MIN 5 RECORD ON TRK 1 FILE 52																					
564	14:19:29	80.0	13647	2499	3433	3439	3451	3386	0	16208	2499	4113	9596	0.18	0.48	1.19	3.4	25.0	15.2	610.0	1750.0
				148	508	508					69	52	91				0.0	29.8	18.1	727.8	2088.1
0.0	0.0	78.7		350	618	620	622	617	482								3.0	25.6	15.5	623.9	1789.8
K-TRON= 6800 LBS/HR SLEEVE = -2.00 in IN REG= 20 (CCW)DEG OUT REG = 15 (CW)DEG SPREADER = 0.0 in P WB(out)= 6.20 in H2O FURNACE P= 0.21 in H2O COAL P= 5.20 in H2O MILL IN= 299 F MILL OUT= 156 F																					
T WB(in)= 508 F T WB(out)= 508 F SAMPLE= 1305 F EXIT 1=1721 F EXIT 2=1723 F EXIT 3=1712 F EXIT 4=1740 F EXIT 5=1671 F EXIT 6=1720 F EXIT(27')= 1760 F LWS(8')=2315 F LWS(13')= 2233 F LWS(19')= 2027 F																					
SORBENT= Ca(OH)2 19FT. INJECTION SORBENT LBS/HR= 923 SORBENT VELOCITY= 53 FT/SEC SORBENT AIR FLOW= 273 SCFM [Ca]/[S]= 1.55 TEMP INJ(19ft)= 110 F LIME 19 FT LEVEL																					
VALID DATA POINT # 11 ELAPSED TIME, MIN 5 RECORD ON TRK 1 FILE 53																					
607	14:50:26	77.9	13292	2324	3413	3351	3375	3324	0	15787	2324	4039	9424	0.17	0.48	1.19	3.4	27.0	15.0	630.0	2500.0
				146	509	510					64	51	89				0.0	32.2	17.9	751.7	2983.8
0.0	0.0	79.9		356	617	621	622	617	482								3.0	27.6	15.3	644.3	2556.8
K-TRON= 6900 LBS/HR SLEEVE = -2.00 in IN REG= 20 (CCW)DEG OUT REG = 15 (CW)DEG SPREADER = 0.0 in P WB(out)= 6.20 in H2O FURNACE P= 0.21 in H2O COAL P= 5.20 in H2O MILL IN= 301 F MILL OUT= 157 F																					
T WB(in)= 509 F T WB(out)= 510 F SAMPLE= 1290 F EXIT 1=1723 F EXIT 2=1718 F EXIT 3= 522 F EXIT 4=1729 F EXIT 5=1674 F EXIT 6=1708 F EXIT(27')= 1751 F LWS(8')=2283 F LWS(13')= 2189 F LWS(19')= 1996 F																					
SORBENT LBS/HR= 0 SORBENT VELOCITY= 0 FT/SEC SORBENT AIR FLOW= 0 SCFM [Ca]/[S]= 0.00 BASELINE																					
VALID DATA POINT # 12 ELAPSED TIME, MIN 3 RECORD ON TRK 1 FILE 54																					

DATE	: 09-09-85	NOZZL.DES.	: BASELINE
SYSTEM	: LWS-INS.	SEC.CONFGN	: BASELINE
BURNER	: DRB-80 MKII	SPREADER	: IMPELLER
FUEL	: OHIO-PITT8	OIL CHECK	: 0.47

PT#	TIME	LOAD MBTU/HR CALC	TA SCFM	PRIM	V-2	V-3	V-4	V-5	V-6	TOTAL	PRIM	SEC1	SEC2	PRIM	SEC1	SEC2(TOTAL)	O2	CO	CO2	NO	SO2
OIL							FLOW SCFM					FLOW SCFM				SR (CUM)			MEASURED		
(%)	LOAD	MEAS					TEMP (F)					TEMP (F)							CORR TO 0% O2		
												VELOCITY (FT/SEC)							CORR TO 3% O2		
628	15:02:15	76.5	13047	2366	3341	3316	3329	3318	0	15670	2366	3991	9313	0.18	0.49	1.20	3.6	25.0	15.4	600.0	1750.0
											147	513	514				0.0	30.2	18.6	724.1	2112.1
0.0	0.0	79.9		359	619	621	623	618	479		66	51	88				3.0	25.9	15.9	620.7	1810.3

K-TRON= 6900 LBS/HR SLEEVE = -2.00 in IN REG= 20 (CCW)DEG OUT REG = 15 (CW)DEG SPREADER = 0.0 in P WB(out)= 5.90 in H2O FURNACE P= 0.23 in H2O COAL P= 6.40 in H2O MILL IN= 300 F NOZZLE= 157 F
T WB(in)= 513 F T WB(out)= 514 F SAMPLE= 1317 F EXIT 1=1696 F EXIT 2=1718 F EXIT 3= 530 F EXIT 4=1728 F EXIT 5=1662 F EXIT 6=1713 F EXIT(27')= 1717 F LWS(8')=2286 F LWS(13')= 2176 F LWS(19')= 1978 F
SORBENT= VICRON MILL INJECTION SORBENT LBS/HR=1906 SORBENT VELOCITY= 66 FT/SEC SORBENT AIR FLOW= 270 SCFM [Ca]/[S]= 2.57 LIMESTONE AT MILL
VALID DATA POINT # 13 ELAPSED TIME, MIN 5 RECORD ON TRK # FILE 5

656	15:27:09	76.7	13094	2540	3375	3353	3332	3304	0	15904	2540	4009	9355	0.19	0.50	1.21	3.8	25.8	14.8	645.0	2680.0
											147	514	514				0.0	30.5	18.1	787.5	3174.4
0.0	0.0	79.9		337	619	619	622	618	483		71	51	89				3.0	26.2	15.5	675.0	2720.9

K-TRON= 6900 LBS/HR SLEEVE = -2.00 in IN REG= 20 (CCW)DEG OUT REG = 15 (CW)DEG SPREADER = 0.0 in P WB(out)= 6.10 in H2O FURNACE P= 0.24 in H2O COAL P= 5.50 in H2O MILL IN= 290 F MILL OUT= 157 F
T WB(in)= 514 F T WB(out)= 514 F SAMPLE= 1293 F EXIT 1=1670 F EXIT 2=1693 F EXIT 3= 532 F EXIT 4=1684 F EXIT 5=1627 F EXIT 6=1692 F EXIT(27')= 1703 F LWS(8')=2325 F LWS(13')= 2212 F LWS(19')= 2035 F
SORBENT LBS/HR= 0 SORBENT VELOCITY= 0 FT/SEC SORBENT AIR FLOW= 0 SCFM [Ca]/[S]= 0.00 BASELINE
VALID DATA POINT # 14 ELAPSED TIME, MIN 5 RECORD ON TRK 1 FILE 56

681	15:43:35	78.6	13407	2574	3415	3437	3423	3343	0	16193	2574	4086	9533	0.19	0.50	1.21	3.7	25.0	14.8	580.0	2700.0
											149	510	511				0.0	30.3	18.0	704.0	3277.5
0.0	0.0	79.9		337	620	621	623	620	481		72	52	90				3.0	26.0	15.4	603.5	2809.2

K-TRON= 6900 LBS/HR SLEEVE = -2.00 in IN REG= 20 (CCW)DEG OUT REG = 15 (CW)DEG SPREADER = 0.0 in P WB(out)= 6.10 in H2O FURNACE P= 0.24 in H2O COAL P= 5.50 in H2O MILL IN= 297 F MILL OUT= 157 F
T WB(in)= 510 F T WB(out)= 511 F SAMPLE= 1290 F EXIT 1=1662 F EXIT 2=1662 F EXIT 3= 290 F EXIT 4=1667 F EXIT 5=1643 F EXIT 6=1680 F EXIT(27')= 1752 F LWS(8')=2270 F LWS(13')= 2165 F LWS(19')= 2020 F
SORBENT LBS/HR= 0 SORBENT VELOCITY= 0 FT/SEC SORBENT AIR FLOW= 0 SCFM [Ca]/[S]= 0.00 BASELINE
VALID DATA POINT # 15 ELAPSED TIME, MIN 4 RECORD ON TRK 1 FILE 57

DATE : 09-14-85
SYSTEM : LWS-INS.
BURNER : DRB-380 MKII
FUEL : OHIO-PITTB

NOZZL.DES. : DNS
SEC.CONFGN : BASELINE
SPREADER : NONE
OIL CHECK : 0.47

PT#	TIME	LOAD MBTU/HR CALC	TA SCFM	PRIM	V-2	V-3	V-4	V-5	V-6	TOTAL	PRIM	SEC1	SEC2	PRIM	SEC1	SEC2(TOTAL)	O2	CO	CO2	NO	SO2
	OIL						FLOW SCFM					FLOW SCFM			SR (CUM)				MEASURED		
(%)	LOAD	MEAS					TEMP (F)					TEMP (F)							CORR TO 0% O2		
												VELOCITY (FT/SEC)							CORR TO 3% O2		
226	09:35:11	79.8	13613	2457	3438	3349	3372	3463	0	16079	2457	4087	9535	0.18	0.48	1.18	3.3	48.0	16.8	230.0	2750.0
											145	537	537				0.0	47.5	19.9	272.9	3262.7
0.0	0.0	76.4		349	632	629	631	628	493		68	53	93				3.0	48.7	17.1	233.9	2796.6
K-TRON= 6600 LBS/HR SLEEVE = -2.00 in IN REG= 30 (CW)DEG OUT REG = 40 (CW)DEG P WB(in)= 3.60 in H20 P WB(out)= 3.40 in H20 FURNACE P= 0.18 in H20 COAL P= 4.60 in H20 MILL IN= 298 F NOZZLE= 717 F																					
T WB(in)= 537 F T WB(out)= 537 F SAMPLE= 1164 F EXIT 1=1669 F EXIT 2=1636 F EXIT 3=1651 F EXIT 4=1596 F EXIT 5=1617 F EXIT 6=1636 F EXIT(27')= 1664 F LWS(8')=2109 F LWS(13')= 2030 F LWS(19')= 1962 F																					
SORBENT LBS/HR= 0 SORBENT VELOCITY= 0 FT/SEC SORBENT AIR FLOW= 0 SCFM [Ca]/[S]= 0.00 FULL LOAD DNS																					
VALID DATA POINT # 1 ELAPSED TIME, MIN 10 RECORD ON TRK 1 FILE 58																					
241	09:47:04	77.4	13208	2415	3494	3453	3448	3518	0	16321	2415	4172	9734	0.18	0.50	1.24	4.1	35.0	16.4	250.0	2600.0
											147	545	545				0.0	43.5	20.4	310.7	3230.8
0.0	0.0	76.4		358	629	625	627	624	494		67	55	95				3.0	37.3	17.5	266.3	2769.2
K-TRON= 6600 LBS/HR SLEEVE = -1.00 in IN REG= 30 (CW)DEG OUT REG = 55 (CW)DEG P WB(in)= 4.00 in H20 P WB(out)= 3.80 in H20 FURNACE P= 0.18 in H20 COAL P= 4.50 in H20 MILL IN= 306 F NOZZLE= 812 F																					
T WB(in)= 545 F T WB(out)= 545 F SAMPLE= 1181 F EXIT 1=1689 F EXIT 2=1672 F EXIT 3=1683 F EXIT 4=1643 F EXIT 5=1615 F EXIT 6=1651 F EXIT(27')= 1669 F LWS(8')=2103 F LWS(13')= 2017 F LWS(19')= 1954 F																					
SORBENT LBS/HR= 0 SORBENT VELOCITY= 0 FT/SEC SORBENT AIR FLOW= 0 SCFM [Ca]/[S]= 0.00 OUTER AND SLEEVE ADJ.																					
VALID DATA POINT # 2 ELAPSED TIME, MIN 5 RECORD ON TRK 1 FILE 59																					
252	09:56:35	79.0	13481	2394	3385	3328	3316	3413	0	15836	2394	4033	9409	0.18	0.48	1.17	3.2	40.0	15.6	205.0	2755.0
											148	541	541				0.0	47.2	18.4	241.9	3250.3
0.0	0.0	76.4		363	628	625	627	625	492		67	53	92				3.0	40.4	15.8	207.3	2786.0
K-TRON= 6600 LBS/HR SLEEVE = -1.00 in IN REG= 90 (CW)DEG OUT REG = 55 (CW)DEG P WB(in)= 3.60 in H20 P WB(out)= 3.40 in H20 FURNACE P= 0.18 in H20 COAL P= 4.60 in H20 MILL IN= 310 F NOZZLE= 961 F																					
T WB(in)= 541 F T WB(out)= 541 F SAMPLE= 1166 F EXIT 1=1733 F EXIT 2=1708 F EXIT 3=1714 F EXIT 4=1646 F EXIT 5=1630 F EXIT 6=1670 F EXIT(27')= 1711 F LWS(8')=2122 F LWS(13')= 2020 F LWS(19')= 1956 F																					
SORBENT LBS/HR= 0 SORBENT VELOCITY= 0 FT/SEC SORBENT AIR FLOW= 0 SCFM [Ca]/[S]= 0.00 INNER REGISTER ADJ.																					
VALID DATA POINT # 3 ELAPSED TIME, MIN 3 RECORD ON TRK 1 FILE 60																					
268	10:07:01	79.3	13525	2401	3494	3413	3438	3498	0	16243	2401	4153	9690	0.18	0.48	1.20	3.6	28.0	15.0	215.0	2600.0
											145	542	543				0.0	33.8	18.1	259.5	3137.9
0.0	0.0	76.4		357	629	626	629	625	494		66	54	95				3.0	29.0	15.5	222.4	2689.7
K-TRON= 6600 LBS/HR SLEEVE = -1.00 in IN REG= 20 (CCW)DEG OUT REG = 55 (CW)DEG P WB(in)= 3.60 in H20 P WB(out)= 3.40 in H20 FURNACE P= 0.18 in H20 COAL P= 4.60 in H20 MILL IN= 303 F NOZZLE= 944 F																					
T WB(in)= 542 F T WB(out)= 543 F SAMPLE= 1181 F EXIT 1=1684 F EXIT 2=1664 F EXIT 3=1674 F EXIT 4=1633 F EXIT 5=1614 F EXIT 6=1649 F EXIT(27')= 1643 F LWS(8')=2111 F LWS(13')= 1989 F LWS(19')= 1954 F																					
SORBENT LBS/HR= 0 SORBENT VELOCITY= 0 FT/SEC SORBENT AIR FLOW= 0 SCFM [Ca]/[S]= 0.00 INNER REGISTER ADJ.																					
VALID DATA POINT # 4 ELAPSED TIME, MIN 3 RECORD ON TRK 1 FILE 61																					
276	10:15:07	79.2	13508	2501	3474	3444	3449	3446	0	16315	2501	4144	9670	0.19	0.49	1.21	3.7	25.0	14.9	255.0	2525.0
											151	544	545				0.0	30.3	18.1	309.5	3065.0
0.0	0.0	76.4		356	631	628	631	627	504		70	54	95				3.0	26.0	15.5	265.3	2627.2
K-TRON= 6600 LBS/HR SLEEVE = -1.00 in IN REG= 20 (CCW)DEG OUT REG = 30 (CW)DEG P WB(in)= 5.60 in H20 P WB(out)= 5.40 in H20 FURNACE P= 0.21 in H20 COAL P= 4.90 in H20 MILL IN= 306 F NOZZLE= 935 F																					
T WB(in)= 544 F T WB(out)= 545 F SAMPLE= 1203 F EXIT 1=1720 F EXIT 2=1685 F EXIT 3=1699 F EXIT 4=1668 F EXIT 5=1622 F EXIT 6=1682 F EXIT(27')= 1704 F LWS(8')=2153 F LWS(13')= 2036 F LWS(19')= 1993 F																					
SORBENT LBS/HR= 0 SORBENT VELOCITY= 0 FT/SEC SORBENT AIR FLOW= 0 SCFM [Ca]/[S]= 0.00 OUTER REGISTER ADJ.																					
VALID DATA POINT # 5 ELAPSED TIME, MIN 3 RECORD ON TRK 1 FILE 62																					
289	10:24:22	79.0	13479	2459	3523	3457	3440	3494	0	16372	2459	4174	9739	0.18	0.49	1.21	3.8	28.0	14.6	275.0	2550.0
											151	549	550				0.0	34.2	17.8	335.8	3113.4
0.0	0.0	76.4		354	629	625	628	623	523		69	55	96				3.0	29.3	15.3	287.8	2668.6
K-TRON= 6600 LBS/HR SLEEVE = -1.00 in IN REG= 20 (CCW)DEG OUT REG = 15 (CW)DEG P WB(in)= 10.50 in H20 P WB(out)= 10.30 in H20 FURNACE P= 0.21 in H20 COAL P= 4.60 in H20 MILL IN= 308 F NOZZLE= 899 F																					
T WB(in)= 549 F T WB(out)= 550 F SAMPLE= 1220 F EXIT 1=1732 F EXIT 2=1686 F EXIT 3=1692 F EXIT 4=1706 F EXIT 5=1686 F EXIT 6=1707 F EXIT(27')= 1692 F LWS(8')=2135 F LWS(13')= 2013 F LWS(19')= 1983 F																					
SORBENT LBS/HR= 0 SORBENT VELOCITY= 0 FT/SEC SORBENT AIR FLOW= 0 SCFM [Ca]/[S]= 0.00 OUTER REGISTER ADJ.																					
VALID DATA POINT # 6 ELAPSED TIME, MIN 3 RECORD ON TRK 1 FILE 63																					

DATE	: 09-11-85	NOZZL. DES.	: DNS
SYSTEM	: LWS-INS.	SEC. CONFGN	: BASELINE
BURNER	: DRB-80 MKB	SPREADER	: NONE
FUEL	: OHIO-PITT8	OIL CHECK	: 0.47

PT#	TIME	LOAD MBTU/HR	TA	PRIM	V-2	V-3	V-4	V-5	V-6	TOTAL	PRIM	SEC1	SEC2	PRIM	SEC1	SEC2(TOTAL)	O2	CO	CO2	NO	SO2
OIL		CALC	SCFM				FLOW SCFM					FLOW SCFM			SR (CUM)				MEASURED		
(Z)	LOAD	MEAS					TEMP (F)					TEMP (F)							CORR TO 0% O2		
												VELOCITY (FT/SEC)							CORR TO 3% O2		
294	10:31:38	78.7	13435	2432	3469	3417	3423	3486	0	16227	2432	4139	9657	0.18	0.49	1.21	3.7	18.0	15.0	250.0	2550.0
											150	548	549				0.0	21.8	18.2	303.5	3095.4
0.0	0.0	76.4		355	627	624	626	622	524		68	54	95				3.0	18.7	15.6	260.1	2653.2
K-TRON= 6600 LBS/HR SLEEVE = -1.00 in IN REG= 20 (CW)DEG OUT REG = 15 (CW)DEG P WB(in)= 10.20 in H20 P WB(out)= 10.00 in H20 FURNACE P= 0.21 in H20 COAL P= 4.50 in H20 MILL IN= 307 F NOZZLE= 783 F																					
T WB(in)= 548 F T WB(out)= 549 F SAMPLE= 1207 F EXIT 1=1698 F EXIT 2=1698 F EXIT 3=1692 F EXIT 4=1728 F EXIT 5=1703 F EXIT 6=1725 F EXIT(27')= 1827 F LWS(8')=2157 F LWS(13')= 2022 F LWS(19')= 1965 F																					
SORBENT LBS/HR= 0 SORBENT VELOCITY= 0 FT/SEC SORBENT AIR FLOW= 0 SCFM [Ca]/[S]= 0.00 INNER REGISTER ADJ.																					
VALID DATA POINT # 7 ELAPSED TIME, MIN 3 RECORD ON TRK 1 FILE 64																					
322	10:49:34	79.9	13628	2518	3443	3431	3388	3496	0	16276	2518	4127	9631	0.18	0.49	1.19	3.5	17.5	15.2	265.0	2650.0
											146	539	539				0.0	21.0	18.2	318.0	3180.0
0.0	0.0	76.4		347	624	622	623	619	523		70	54	94				3.0	18.0	15.6	272.6	2725.7
K-TRON= 6600 LBS/HR SLEEVE = -1.00 in IN REG= 20 (CW)DEG OUT REG = 15 (CW)DEG P WB(in)= 10.20 in H20 P WB(out)= 10.00 in H20 FURNACE P= 0.21 in H20 COAL P= 5.00 in H20 MILL IN= 298 F NOZZLE= 682 F																					
T WB(in)= 539 F T WB(out)= 539 F SAMPLE= 1218 F EXIT 1=1732 F EXIT 2=1702 F EXIT 3=1720 F EXIT 4=1723 F EXIT 5=1705 F EXIT 6=1723 F EXIT(27')= 1748 F LWS(8')=2144 F LWS(13')= 2052 F LWS(19')= 1976 F																					
SORBENT LBS/HR= 0 SORBENT VELOCITY= 0 FT/SEC SORBENT AIR FLOW= 0 SCFM [Ca]/[S]= 0.00 BASELINE FULL LOAD																					
VALID DATA POINT # 8 ELAPSED TIME, MIN 5 RECORD ON TRK 1 FILE 65																					
338	10:59:16	77.5	13227	2574	3231	3205	3194	3249	0	15453	2574	3864	9015	0.19	0.49	1.17	3.1	25.0	15.4	260.0	2750.0
											148	536	537				0.0	29.3	18.1	305.0	3226.3
0.0	0.0	76.4		346	624	623	625	621	519		72	50	88				3.0	25.1	15.5	261.5	2765.4
K-TRON= 6600 LBS/HR SLEEVE = -1.00 in IN REG= 20 (CW)DEG OUT REG = 15 (CW)DEG P WB(in)= 9.00 in H20 P WB(out)= 8.90 in H20 FURNACE P= 0.17 in H20 COAL P= 5.00 in H20 MILL IN= 301 F NOZZLE= 696 F																					
T WB(in)= 536 F T WB(out)= 537 F SAMPLE= 1191 F EXIT 1=1724 F EXIT 2=1689 F EXIT 3=1692 F EXIT 4=1693 F EXIT 5=1670 F EXIT 6=1692 F EXIT(27')= 1875 F LWS(8')=2133 F LWS(13')= 2047 F LWS(19')= 1960 F																					
SORBENT LBS/HR= 0 SORBENT VELOCITY= 0 FT/SEC SORBENT AIR FLOW= 0 SCFM [Ca]/[S]= 0.00 EXCESS AIR CURVE																					
VALID DATA POINT # 9 ELAPSED TIME, MIN 4 RECORD ON TRK 1 FILE 66																					
346	11:05:44	82.8	14131	2539	3142	3107	3066	3109	0	14963	2539	3727	9697	0.18	0.44	1.06	1.2	90.0	17.1	210.0	3250.0
											148	540	541				0.0	95.5	18.1	222.7	3447.8
0.0	0.0	76.4		346	625	624	626	622	512		71	49	85				3.0	81.8	15.5	190.9	2954.5
K-TRON= 6600 LBS/HR SLEEVE = -1.00 in IN REG= 20 (CW)DEG OUT REG = 15 (CW)DEG P WB(in)= 8.40 in H20 P WB(out)= 8.20 in H20 FURNACE P= 0.15 in H20 COAL P= 5.00 in H20 MILL IN= 301 F NOZZLE= 694 F																					
T WB(in)= 540 F T WB(out)= 541 F SAMPLE= 1183 F EXIT 1=1759 F EXIT 2=1751 F EXIT 3=1759 F EXIT 4=1737 F EXIT 5=1698 F EXIT 6=1748 F EXIT(27')= 1878 F LWS(8')=2177 F LWS(13')= 2107 F LWS(19')= 1972 F																					
SORBENT LBS/HR= 0 SORBENT VELOCITY= 0 FT/SEC SORBENT AIR FLOW= 0 SCFM [Ca]/[S]= 0.00 SMOKE POINT																					
VALID DATA POINT # 10 ELAPSED TIME, MIN 3 RECORD ON TRK 1 FILE 67																					
358	11:16:58	80.8	13791	2601	3947	3879	3858	3915	0	18200	2601	4680	10919	0.19	0.53	1.32	5.2	20.0	13.6	305.0	2300.0
											149	547	547				0.0	26.6	18.1	405.4	3057.0
0.0	0.0	76.4		343	622	621	622	619	524		72	61	107				3.0	22.8	15.5	347.5	2620.3
K-TRON= 6600 LBS/HR SLEEVE = -1.00 in IN REG= 20 (CW)DEG OUT REG = 15 (CW)DEG P WB(in)= 12.70 in H20 P WB(out)= 12.50 in H20 FURNACE P= 0.25 in H20 COAL P= 4.80 in H20 MILL IN= 301 F NOZZLE= 684 F																					
T WB(in)= 547 F T WB(out)= 547 F SAMPLE= 1236 F EXIT 1=1670 F EXIT 2=1670 F EXIT 3=1667 F EXIT 4=1653 F EXIT 5=1663 F EXIT 6=1656 F EXIT(27')= 1806 F LWS(8')=2093 F LWS(13')= 2000 F LWS(19')= 1943 F																					
SORBENT LBS/HR= 0 SORBENT VELOCITY= 0 FT/SEC SORBENT AIR FLOW= 0 SCFM [Ca]/[S]= 0.00 EXCESS AIR CURVE																					
VALID DATA POINT # 11 ELAPSED TIME, MIN 4 RECORD ON TRK 1 FILE 68																					
454	12:14:20	60.7	10351	2564	2487	2430	2446	2506	0	12431	2564	2960	6987	0.25	0.53	1.20	3.6	37.5	15.4	230.0	2650.0
											153	539	540				0.0	45.3	18.6	277.6	3198.3
0.0	0.0	59.0		336	635	632	637	631	502		72	39	67				3.0	38.8	15.9	237.9	2741.4
K-TRON= 5100 LBS/HR SLEEVE = -1.00 in IN REG= 20 (CW)DEG OUT REG = 15 (CW)DEG P WB(in)= 5.90 in H20 P WB(out)= 5.60 in H20 FURNACE P= 0.07 in H20 COAL P= 4.60 in H20 MILL IN= 296 F NOZZLE= 972 F																					
T WB(in)= 539 F T WB(out)= 540 F SAMPLE= 1054 F EXIT 1=1592 F EXIT 2=1556 F EXIT 3=1547 F EXIT 4=1569 F EXIT 5=1491 F EXIT 6=1565 F EXIT(27')= 1569 F LWS(8')=2025 F LWS(13')= 1952 F LWS(19')= 1826 F																					
SORBENT LBS/HR= 0 SORBENT VELOCITY= 0 FT/SEC SORBENT AIR FLOW= 0 SCFM [Ca]/[S]= 0.00 BASELINE 60E6																					
VALID DATA POINT # 12 ELAPSED TIME, MIN 10 RECORD ON TRK 1 FILE 69																					

DATE	: 09-11-85	NOZZL. DES.	: DNS
SYSTEM	: LWS-ENS.	SEC. CONFGN	: BASELINE
BURNER	: DRB-80 MKB	SPREADER	: NONE
FUEL	: OHIO-PITTB	OIL CHECK	: 0.47

PT# (I)	TIME	LOAD NBTU/HR OIL LOAD	TA CALC MEAS	SCFM	PRIM	V-2	V-3	V-4	V-5	V-6	TOTAL	PRIM	SEC1	SEC2	PRIM	SEC1	SEC2(TOTAL)	O2	CO	CO2	NO	SO2
					FLOW SCFM							FLOW SCFM				SR (CUM)		MEASURED				
					TEMP (F)							TEMP (F)						CORR TO 0% O2				
												VELOCITY (FT/SEC)						CORR TO 3% O2				
511	12:50:41	62.9		10738	2148	2677	2632	2677	2690	0	12824	2148	3203	7473	0.20	0.50	1.19	3.5	30.0	15.6	230.0	2700.0
												152	534	535				0.0	36.0	18.7	276.0	3240.0
	0.0	0.0	60.2		359	633	631	635	630	501		60	41	73				3.0	30.9	16.0	236.6	2777.1
K-TRON= 5200 LBS/HR SLEEVE = -1.00 in IN REG= 20 (CCW)DEG OUT REG = 15 (CW)DEG P WB(in)= 6.70 in H20 P WB(out)= 6.50 in H20 FURNACE P= 0.08 in H20 COAL P= 4.00 in H20 MILL IN= 309 F NOZZLE= 1003 F																						
T WB(in)= 534 F T WB(out)= 535 F SAMPLE= 1098 F EXIT 1=1633 F EXIT 2=1585 F EXIT 3=1579 F EXIT 4=1605 F EXIT 5=1553 F EXIT 6=1586 F EXIT(27')= 1660 F LWS(8')=2048 F LWS(13')= 1986 F LWS(19')= 1860 F																						
SORBENT LBS/HR= 0 SORBENT VELOCITY= 0 FT/SEC SORBENT AIR FLOW= 0 SCFM [Ca]/[S]= 0.00 DROP PRIMARY AIR																						
VALID DATA POINT # 13 ELAPSED TIME, MIN 10 RECORD ON TRK 1 FILE 70																						
536	13:08:19	62.1		10596	1938	2710	2707	2700	2752	0	12798	1938	3261	7608	0.18	0.49	1.21	3.7	35.0	15.2	240.0	2600.0
												152	539	540				0.0	42.5	18.5	291.3	3156.1
	0.0	0.0	61.3		366	631	630	633	628	502		54	42	74				3.0	36.4	15.8	249.7	2705.2
K-TRON= 5300 LBS/HR SLEEVE = -1.00 in IN REG= 20 (CCW)DEG OUT REG = 15 (CW)DEG P WB(in)= 7.00 in H20 P WB(out)= 6.60 in H20 FURNACE P= 0.08 in H20 COAL P= 3.40 in H20 MILL IN= 319 F NOZZLE= 961 F																						
T WB(in)= 539 F T WB(out)= 540 F SAMPLE= 1080 F EXIT 1=1600 F EXIT 2=1563 F EXIT 3=1563 F EXIT 4=1588 F EXIT 5=1552 F EXIT 6=1569 F EXIT(27')= 1637 F LWS(8')=2016 F LWS(13')= 1961 F LWS(19')= 1832 F																						
SORBENT LBS/HR= 0 SORBENT VELOCITY= 0 FT/SEC SORBENT AIR FLOW= 0 SCFM [Ca]/[S]= 0.00 DROP PRIMARY AIR																						
VALID DATA POINT # 14 ELAPSED TIME, MIN 5 RECORD ON TRK 1 FILE 71																						
603	13:51:45	62.9		10731	2571	2711	2642	2656	2680	0	13260	2571	3207	7482	0.24	0.54	1.24	4.1	27.5	14.8	245.0	2550.0
												153	536	536				0.0	34.2	18.4	304.4	3168.6
	0.0	0.0	57.9		314	630	628	631	628	501		72	42	73				3.0	29.3	15.8	260.9	2716.0
K-TRON= 5000 LBS/HR SLEEVE = -1.00 in IN REG= 20 (CCW)DEG OUT REG = 15 (CW)DEG P WB(in)= 7.00 in H20 P WB(out)= 6.70 in H20 FURNACE P= 0.12 in H20 COAL P= 4.50 in H20 MILL IN= 274 F NOZZLE= 922 F																						
T WB(in)= 536 F T WB(out)= 536 F SAMPLE= 1101 F EXIT 1=1594 F EXIT 2=1562 F EXIT 3=1554 F EXIT 4=1577 F EXIT 5=1518 F EXIT 6=1567 F EXIT(27')= 1591 F LWS(8')=2041 F LWS(13')= 1928 F LWS(19')= 1843 F																						
SORBENT LBS/HR= 0 SORBENT VELOCITY= 0 FT/SEC SORBENT AIR FLOW= 0 SCFM [Ca]/[S]= 0.00 EXCESS AIR CURVE																						
VALID DATA POINT # 15 ELAPSED TIME, MIN 10 RECORD ON TRK 1 FILE 72																						
614	14:02:07	63.2		10784	2569	2977	2926	2973	2964	0	14410	2569	3552	8289	0.24	0.57	1.34	5.4	22.5	13.6	270.0	2350.0
												154	540	541				0.0	30.3	18.3	363.5	3163.5
	0.0	0.0	60.2		322	630	628	630	628	505		72	46	81				3.0	26.0	15.7	311.5	2711.5
K-TRON= 5200 LBS/HR SLEEVE = -1.00 in IN REG= 20 (CCW)DEG OUT REG = 15 (CW)DEG P WB(in)= 8.00 in H20 P WB(out)= 7.80 in H20 FURNACE P= 0.14 in H20 COAL P= 4.50 in H20 MILL IN= 278 F NOZZLE= 784 F																						
T WB(in)= 540 F T WB(out)= 541 F SAMPLE= 1122 F EXIT 1=1581 F EXIT 2=1539 F EXIT 3=1542 F EXIT 4=1569 F EXIT 5=1525 F EXIT 6=1563 F EXIT(27')= 1611 F LWS(8')=1995 F LWS(13')= 1917 F LWS(19')= 1805 F																						
SORBENT LBS/HR= 0 SORBENT VELOCITY= 0 FT/SEC SORBENT AIR FLOW= 0 SCFM [Ca]/[S]= 0.00 EXCESS AIR CURVE																						
VALID DATA POINT # 16 ELAPSED TIME, MIN 5 RECORD ON TRK 1 FILE 73																						
618	14:06:20	60.9		10397	2607	2968	2906	2953	3084	0	14437	2607	3549	8281	0.25	0.59	1.39	6.0	20.0	13.2	270.0	2250.0
												152	541	542				0.0	28.0	18.5	378.0	3150.0
	0.0	0.0	60.2		308	629	628	630	628	505		73	46	81				3.0	24.0	15.8	324.0	2700.0
K-TRON= 5200 LBS/HR SLEEVE = -1.00 in IN REG= 20 (CCW)DEG OUT REG = 15 (CW)DEG P WB(in)= 8.20 in H20 P WB(out)= 8.00 in H20 FURNACE P= 0.16 in H20 COAL P= 4.50 in H20 MILL IN= 275 F NOZZLE= 755 F																						
T WB(in)= 541 F T WB(out)= 542 F SAMPLE= 1125 F EXIT 1=1586 F EXIT 2=1539 F EXIT 3=1560 F EXIT 4=1571 F EXIT 5=1535 F EXIT 6=1566 F EXIT(27')= 402 F LWS(8')=1981 F LWS(13')= 1878 F LWS(19')= 1787 F																						
SORBENT LBS/HR= 0 SORBENT VELOCITY= 0 FT/SEC SORBENT AIR FLOW= 0 SCFM [Ca]/[S]= 0.00 EXCESS AIR CURVE																						
VALID DATA POINT # 17 ELAPSED TIME, MIN 5 RECORD ON TRK 1 FILE 74																						
643	14:20:25	62.1		10605	2444	1958	2410	2367	1996	0	11175	2444	2619	6112	0.23	0.48	1.05	1.1	195.0	17.3	135.0	3000.0
												153	530	531				0.0	205.8	18.3	142.5	3165.8
	0.0	0.0	60.2		340	631	630	634	630	484		68	34	59				3.0	176.4	15.6	122.1	2713.6
K-TRON= 5200 LBS/HR SLEEVE = -1.00 in IN REG= 20 (CCW)DEG OUT REG = 15 (CW)DEG P WB(in)= 4.50 in H20 P WB(out)= 4.30 in H20 FURNACE P= 0.05 in H20 COAL P= 4.50 in H20 MILL IN= 293 F NOZZLE= 709 F																						
T WB(in)= 530 F T WB(out)= 531 F SAMPLE= 1009 F EXIT 1=1603 F EXIT 2=1606 F EXIT 3=1592 F EXIT 4=1623 F EXIT 5=1546 F EXIT 6=1594 F EXIT(27')= 1628 F LWS(8')=2042 F LWS(13')= 1998 F LWS(19')= 1816 F																						
SORBENT LBS/HR= 0 SORBENT VELOCITY= 0 FT/SEC SORBENT AIR FLOW= 0 SCFM [Ca]/[S]= 0.00 SMOKE POINT																						
VALID DATA POINT # 18 ELAPSED TIME, MIN 2 RECORD ON TRK 1 FILE 75																						

DATE : 09-11-85
SYSTEM : LWS-INS.
BURNER : DRB-80 MK3
FUEL : OHIO-PITT8

NOZZL.DES. : DNS
SEC.CONFGN : BASELINE
SPREADER : NONE
OIL CHECK : 0.47

PT#	TIME	LOAD MBTU/HR	TA	PRIM	V-2	V-3	V-4	V-5	V-6	TOTAL	PRIM	SEC1	SEC2	PRIM	SEC1	SEC2(TOTAL)	O2	CO	CO2	NO	SO2
OIL		CALC	SCFM				FLOW SCFM					TEMP (F)			SR (CUM)				MEASURED		
(%)	LOAD	MEAS					TEMP (F)					VELOCITY (FT/SEC)							CORR TO 0% O2		
																			CORR TO 3% O2		
648	14:22:06	62.3	10630	2468	2072	2563	2472	2082	0	11657	2468	2757	6433	0.23	0.49	1.10	1.9	80.0	16.8	170.0	2800.0
											152	532	533				0.0	88.0	18.5	186.9	3078.5
0.0	0.0	60.2		336	631	630	633	629	485		69	36	62				3.0	75.4	15.8	160.2	2638.7

K-TRON= 5200 LBS/HR SLEEVE = -1.00 in IN REG= 20 (CCW)DEG OUT REG = 15 (CW)DEG P WB(in)= 5.50 in H20 P WB(out)= 5.30 in H20 FURNACE P= 0.08 in H20 COAL P= 4.50 in H20 MILL IN= 288 F NOZZLE= 731 F
T WB(in)= 532 F T WB(out)= 533 F SAMPLE= 1032 F EXIT 1=1612 F EXIT 2=1586 F EXIT 3=1594 F EXIT 4=1608 F EXIT 5=1548 F EXIT 6=1595 F EXIT(27')= 1642 F LWS(8')=2051 F LWS(13')= 2011 F LWS(19')= 1833 F
SORBENT LBS/HR= 0 SORBENT VELOCITY= 0 FT/SEC SORBENT AIR FLOW= 0 SCFM [Ca]/[S]= 0.00 EXCESS AIR CURVE
VALID DATA POINT # 19 ELAPSED TIME, MIN 3 RECORD ON TRK 1 FILE 76

671	14:44:18	62.3	10628	2513	2237	2589	2573	2240	0	12152	2513	2892	6747	0.24	0.51	1.14	2.7	60.0	16.4	190.0	2600.0
											151	532	533				0.0	68.9	18.8	218.0	2983.6
0.0	0.0	60.2		352	630	628	632	627	486		70	37	65				3.0	59.0	16.1	186.9	2557.4

K-TRON= 5200 LBS/HR SLEEVE = -1.00 in IN REG= 20 (CCW)DEG OUT REG = 15 (CW)DEG P WB(in)= 5.60 in H20 P WB(out)= 5.30 in H20 FURNACE P= 0.06 in H20 COAL P= 4.50 in H20 MILL IN= 305 F NOZZLE= 784 F
T WB(in)= 532 F T WB(out)= 533 F SAMPLE= 1065 F EXIT 1=1625 F EXIT 2=1595 F EXIT 3=1606 F EXIT 4=1624 F EXIT 5=1576 F EXIT 6=1622 F EXIT(27')= 1625 F LWS(8')=2064 F LWS(13')= 2006 F LWS(19')= 1853 F
SORBENT LBS/HR= 0 SORBENT VELOCITY= 0 FT/SEC SORBENT AIR FLOW= 0 SCFM [Ca]/[S]= 0.00 EXCESS AIR CURVE
VALID DATA POINT # 20 ELAPSED TIME, MIN 3 RECORD ON TRK 1 FILE 77

714	15:10:36	51.1	8712	2561	1735	2186	2183	1740	0	10405	2561	2353	5491	0.29	0.56	1.19	3.5	30.0	15.4	170.0	2480.0
											150	527	528				0.0	36.0	18.5	204.0	2880.0
0.0	0.0	47.5		326	632	633	636	629	462		71	30	53				3.0	30.9	15.8	174.9	2468.6

K-TRON= 4100 LBS/HR SLEEVE = -1.00 in IN REG= 20 (CCW)DEG OUT REG = 15 (CW)DEG P WB(in)= 4.20 in H20 P WB(out)= 3.90 in H20 FURNACE P= 0.01 in H20 COAL P= 4.00 in H20 MILL IN= 53 F NOZZLE= 857 F
T WB(in)= 527 F T WB(out)= 528 F SAMPLE= 1002 F EXIT 1=1511 F EXIT 2=1481 F EXIT 3=1494 F EXIT 4=1489 F EXIT 5=1453 F EXIT 6=1504 F EXIT(27')= 1522 F LWS(8')=1954 F LWS(13')= 1925 F LWS(19')= 1751 F
SORBENT LBS/HR= 0 SORBENT VELOCITY= 0 FT/SEC SORBENT AIR FLOW= 0 SCFM [Ca]/[S]= 0.00 BASELINE 40E6
VALID DATA POINT # 21 ELAPSED TIME, MIN 6 RECORD ON TRK 1 FILE 78

744	15:31:27	49.8	8491	2605	1540	2076	2048	1597	0	9865	2605	2178	5082	0.31	0.56	1.16	3.0	45.0	16.0	150.8	2650.0
											149	516	518				0.0	52.5	18.7	175.0	3091.7
0.0	0.0	47.5		308	629	628	633	623	444		73	28	48				3.0	45.0	16.0	150.0	2650.0

K-TRON= 4100 LBS/HR SLEEVE = -1.00 in IN REG= 20 (CCW)DEG OUT REG = 15 (CW)DEG P WB(in)= 4.20 in H20 P WB(out)= 3.90 in H20 FURNACE P= 0.01 in H20 COAL P= 4.00 in H20 MILL IN= 276 F NOZZLE= 883 F
T WB(in)= 516 F T WB(out)= 518 F SAMPLE= 972 F EXIT 1=1500 F EXIT 2=1483 F EXIT 3=1499 F EXIT 4=1501 F EXIT 5=1469 F EXIT 6=1512 F EXIT(27')= 1531 F LWS(8')=1936 F LWS(13')= 1889 F LWS(19')= 1713 F
SORBENT LBS/HR= 0 SORBENT VELOCITY= 0 FT/SEC SORBENT AIR FLOW= 0 SCFM [Ca]/[S]= 0.00 LOW END EXCESS AIR CURVE
VALID DATA POINT # 22 ELAPSED TIME, MIN 3 RECORD ON TRK 1 FILE 79

751	15:35:43	48.9	8339	2615	1886	2334	2253	1850	0	10938	2615	2497	5826	0.31	0.61	1.31	5.1	27.0	14.0	210.0	2250.0
											149	515	516				0.0	35.7	18.5	277.4	2971.7
0.0	0.0	47.5		312	630	629	633	625	450		73	32	55				3.0	30.6	15.8	237.7	2547.2

K-TRON= 4100 LBS/HR SLEEVE = -1.00 in IN REG= 20 (CCW)DEG OUT REG = 15 (CW)DEG P WB(in)= 4.20 in H20 P WB(out)= 3.90 in H20 FURNACE P= 0.01 in H20 COAL P= 4.00 in H20 MILL IN= 275 F NOZZLE= 926 F
T WB(in)= 515 F T WB(out)= 516 F SAMPLE= 1003 F EXIT 1=1481 F EXIT 2=1436 F EXIT 3=1443 F EXIT 4=1477 F EXIT 5=1432 F EXIT 6=1475 F EXIT(27')= 1498 F LWS(8')=1920 F LWS(13')= 1895 F LWS(19')= 1727 F
SORBENT LBS/HR= 0 SORBENT VELOCITY= 0 FT/SEC SORBENT AIR FLOW= 0 SCFM [Ca]/[S]= 0.00 EXCESS AIR CURVE
VALID DATA POINT # 23 ELAPSED TIME, MIN 5 RECORD ON TRK 1 FILE 80

765	15:45:34	48.5	8283	2586	2298	2687	2637	2274	0	12482	2586	2969	6927	0.31	0.67	1.51	7.2	18.0	12.0	245.0	1925.0
											151	524	525				0.0	27.4	18.3	372.8	2929.3
0.0	0.0	47.5		324	630	629	631	624	470		72	38	67				3.0	23.5	15.7	319.6	2510.9

K-TRON= 4100 LBS/HR SLEEVE = -1.00 in IN REG= 20 (CCW)DEG OUT REG = 15 (CW)DEG P WB(in)= 5.90 in H20 P WB(out)= 5.60 in H20 FURNACE P= 0.07 in H20 COAL P= 4.00 in H20 MILL IN= 283 F NOZZLE= 887 F
T WB(in)= 524 F T WB(out)= 525 F SAMPLE= 1019 F EXIT 1=1451 F EXIT 2=1419 F EXIT 3=1422 F EXIT 4=1447 F EXIT 5=1408 F EXIT 6=1429 F EXIT(27')= 1475 F LWS(8')=1857 F LWS(13')= 1831 F LWS(19')= 1695 F
SORBENT LBS/HR= 0 SORBENT VELOCITY= 0 FT/SEC SORBENT AIR FLOW= 0 SCFM [Ca]/[S]= 0.00 EXCESS AIR CURVE
VALID DATA POINT # 24 ELAPSED TIME, MIN 5 RECORD ON TRK 1 FILE 81

DATE	: 09-11-85	NOZZL. DES.	: DNS
SYSTEM	: LWS-INS.	SEC. CONFGN	: BASELINE
BURNER	: DRB-80 MKB	SPREADER	: NONE
FUEL	: OHIO-PITT8	OIL CHECK	: 0.47

PT#	TIME	LOAD MBTU/HR	TA	PRIM	V-2	V-3	V-4	V-5	V-6	TOTAL	PRIM	SEC1	SEC2	PRIM	SEC1	SEC2(TOTAL)	O2	CO	CO2	NO	SO2
	OIL	CALC		FLOW SCFM							FLOW SCFM			SR (CUM)			MEASURED				
(%)	LOAD	MEAS	SCFM	TEMP (F)							VELOCITY (FT/SEC)						CORR TO 0% O2				
																	CORR TO 3% O2				
778	15:56:01	52.8	8871	2570	1971	2490	2382	2013	0	11425	2570	2657	6199	0.29	0.59	1.29	4.8	25.0	14.2	215.0	2250.0
											150	527	528				0.0	32.4	18.4	278.7	2916.7
0.0	0.0	47.5		325	629	628	632	626	463		72	34	60				3.8	27.8	15.8	238.9	2500.0

K-TRON= 4100 LBS/HR SLEEVE = -1.00 in IN REG= 20 (CCW)DEG OUT REG = 15 (CW)DEG P WB(in)= 5.20 in H20 P WB(out)= 5.00 in H20 FURNACE P= 0.04 in H20 COAL P= 4.00 in H20 MILL IN= 285 F NOZZLE= 867 F
T WB(in)= 527 F T WB(out)= 528 F SAMPLE= 1012 F EXIT 1=1489 F EXIT 2=1458 F EXIT 3=1463 F EXIT 4=1490 F EXIT 5=1455 F EXIT 6=1489 F EXIT(27')= 1525 F LWS(8')=1901 F LWS(13')= 1829 F LWS(19')= 1693 F
SORBENT LBS/HR= 0 SORBENT VELOCITY= 0 FT/SEC SORBENT AIR FLOW= 0 SCFM [Ca]/[S]= 0.00 EXCESS AIR CURVE
VALID DATA POINT # 25 ELAPSED TIME, MIN 5 RECORD ON TRK 1 FILE 82

781	16:08:30	52.4	8937	2562	2097	2546	2482	2108	0	11795	2562	2770	6463	0.29	0.60	1.32	5.2	22.5	13.8	225.0	2250.0
											150	529	529				0.0	29.9	18.3	299.1	2990.5
0.0	0.0	47.5		330	629	630	632	626	469		71	36	62				3.0	25.6	15.7	256.3	2563.3

K-TRON= 4100 LBS/HR SLEEVE = -1.00 in IN REG= 20 (CCW)DEG OUT REG = 15 (CW)DEG P WB(in)= 5.40 in H20 P WB(out)= 5.20 in H20 FURNACE P= 0.05 in H20 COAL P= 4.00 in H20 MILL IN= 314 F NOZZLE= 917 F
T WB(in)= 529 F T WB(out)= 529 F SAMPLE= 1019 F EXIT 1=1483 F EXIT 2=1457 F EXIT 3=1473 F EXIT 4=1489 F EXIT 5=1450 F EXIT 6=1465 F EXIT(27')= 151 F LWS(8')=1902 F LWS(13')= 1837 F LWS(19')= 1702 F
SORBENT LBS/HR= 0 SORBENT VELOCITY= 0 FT/SEC SORBENT AIR FLOW= 0 SCFM [Ca]/[S]= 0.00 EXCESS AIR CURVE
VALID DATA POINT # 26 ELAPSED TIME, MIN 4 RECORD ON TRK 1 FILE 83

DATE	: 09-13-85	NOZZL. DES.	: FOR
SYSTEM	: LWS-TNS.	SEC. CONFGN	: ASP
BURNER	: DRB-80 MKB	SPREADER	: SWIRLER
FUEL	: OHIO-PITTS	OIL CHECK	: 2.37

PT#	TIME	LOAD MBTU/HR	TA	PRIM	V-2	V-3	V-4	V-5	V-6	TOTAL	PRIM	SEC1	SEC2	PRIM	SEC1	SEC2(TOTAL)	O2	CO	CO2	NO	SO2
OIL		CALC	SCFM				FLOW SCFM					TEMP (F)			SR (CUM)				MEASURED		
(%)	LOAD	MEAS					TEMP (F)					VELOCITY (FT/SEC)							CORR TO 0% O2		
																			CORR TO 3% O2		
207	09:21:40	78.5	13400	2429	3448	3485	3465	3449	0	16276	2429	4154	9693	0.18	0.49	1.21	3.8	30.0	15.0	295.8	2550.0
											149	555	555				0.0	36.6	18.3	360.2	3113.4
0.0	0.0	75.2		342	631	629	631	627	571		75	55	96				3.0	31.4	15.7	308.7	2668.6
K-TRON= 6500 LBS/HR SLEEVE = -1.00 in IN REG= 20 (CCW)DEG OUT REG = 15 (CW)DEG SPREADER = -10.0 in P WB(out)= 8.90 in H2O FURNACE P= 0.18 in H2O COAL P= 3.50 in H2O MILL IN= 290 F NOZZLE= 951 F																					
T WB(in)= 555 F T WB(out)= 555 F SAMPLE= 1118 F EXIT 1=1691 F EXIT 2=1674 F EXIT 3=1693 F EXIT 4=1637 F EXIT 5=1630 F EXIT 6=1689 F EXIT(27')= 1838 F LWS(8')=2209 F LWS(13')= 2052 F LWS(19')= 1982 F																					
SORBENT LBS/HR= 0 SORBENT VELOCITY= 0 FT/SEC SORBENT AIR FLOW= 0 SCFM [Ca]/[S]= 0.00 BASELINE FULL LOAD																					
VALID DATA POINT # 1 ELAPSED TIME, MIN 6 RECORD ON TRK 1 FILE 86																					
221	09:32:10	78.3	13357	2376	3378	3407	3418	3463	0	16042	2376	4100	9566	0.18	0.48	1.20	3.6	25.0	15.2	295.0	2650.0
											149	544	545				0.0	30.2	18.3	356.6	3198.3
0.0	0.0	75.2		341	633	631	633	629	572		73	54	94				3.0	25.9	15.7	305.2	2741.4
K-TRON= 6500 LBS/HR SLEEVE = -1.00 in IN REG= 20 (CCW)DEG OUT REG = 15 (CW)DEG SPREADER = -5.0 in P WB(out)= 8.60 in H2O FURNACE P= 0.18 in H2O COAL P= 3.25 in H2O MILL IN= 209 F NOZZLE= 879 F																					
T WB(in)= 544 F T WB(out)= 545 F SAMPLE= 1119 F EXIT 1=1676 F EXIT 2=1659 F EXIT 3=1686 F EXIT 4=1636 F EXIT 5=1630 F EXIT 6=1679 F EXIT(27')= 1742 F LWS(8')=2207 F LWS(13')= 2040 F LWS(19')= 1983 F																					
SORBENT LBS/HR= 0 SORBENT VELOCITY= 0 FT/SEC SORBENT AIR FLOW= 0 SCFM [Ca]/[S]= 0.00 SPREADER ADJ.																					
VALID DATA POINT # 2 ELAPSED TIME, MIN 5 RECORD ON TRK 1 FILE 87																					
235	09:41:22	78.7	13431	2359	3370	3411	3380	3344	0	15864	2359	4051	9453	0.18	0.48	1.18	3.3	30.0	15.6	280.0	2700.0
											148	548	548				0.0	35.6	18.5	332.2	3203.4
0.0	0.0	75.2		332	635	632	633	629	571		73	53	93				3.0	30.5	15.9	284.7	2745.8
K-TRON= 6500 LBS/HR SLEEVE = -1.00 in IN REG= 20 (CCW)DEG OUT REG = 15 (CW)DEG SPREADER = -1.0 in P WB(out)= 8.60 in H2O FURNACE P= 0.18 in H2O COAL P= 3.25 in H2O MILL IN= 199 F NOZZLE= 867 F																					
T WB(in)= 548 F T WB(out)= 548 F SAMPLE= 1115 F EXIT 1=1689 F EXIT 2=1680 F EXIT 3=1700 F EXIT 4=1650 F EXIT 5=1635 F EXIT 6=1694 F EXIT(27')= 1842 F LWS(8')=2220 F LWS(13')= 2056 F LWS(19')= 1975 F																					
SORBENT LBS/HR= 0 SORBENT VELOCITY= 0 FT/SEC SORBENT AIR FLOW= 0 SCFM [Ca]/[S]= 0.00 SPREADER ADJ.																					
VALID DATA POINT # 3 ELAPSED TIME, MIN 5 RECORD ON TRK 1 FILE 88																					
253	09:51:43	77.3	13196	2285	3501	3498	3462	3466	0	16212	2285	4178	9749	0.17	0.49	1.23	4.0	25.0	14.8	340.0	2600.0
											148	553	554				0.0	30.9	18.3	420.0	3211.8
0.0	0.0	75.2		310	634	631	632	628	567		70	55	96				3.0	26.5	15.7	360.0	2752.9
K-TRON= 6500 LBS/HR SLEEVE = -1.00 in IN REG= 20 (CCW)DEG OUT REG = 35 (CW)DEG SPREADER = -5.0 in P WB(out)= 8.60 in H2O FURNACE P= 0.18 in H2O COAL P= 3.25 in H2O MILL IN= 290 F NOZZLE= 872 F																					
T WB(in)= 553 F T WB(out)= 554 F SAMPLE= 1112 F EXIT 1=1631 F EXIT 2=1644 F EXIT 3=1655 F EXIT 4=1589 F EXIT 5=1658 F EXIT 6=1672 F EXIT(27')= 1789 F LWS(8')=2191 F LWS(13')= 2048 F LWS(19')= 1988 F																					
SORBENT LBS/HR= 0 SORBENT VELOCITY= 0 FT/SEC SORBENT AIR FLOW= 0 SCFM [Ca]/[S]= 0.00 OUTER REGISTER ADJ.																					
VALID DATA POINT # 4 ELAPSED TIME, MIN 4 RECORD ON TRK 1 FILE 89																					
275	10:06:48	79.6	13577	2494	3365	3408	3384	3385	0	16036	2494	4063	9479	0.18	0.48	1.18	3.3	30.0	15.4	280.0	2800.0
											148	552	553				0.0	35.6	18.3	332.2	3322.0
0.0	0.0	75.2		304	637	634	636	632	561		77	54	94				3.0	30.5	15.7	284.7	2847.5
K-TRON= 6500 LBS/HR SLEEVE = -1.00 in IN REG= 20 (CCW)DEG OUT REG = 55 (CW)DEG SPREADER = -5.0 in P WB(out)= 4.60 in H2O FURNACE P= 0.15 in H2O COAL P= 3.50 in H2O MILL IN= 174 F NOZZLE= 841 F																					
T WB(in)= 552 F T WB(out)= 553 F SAMPLE= 1128 F EXIT 1=1648 F EXIT 2=1662 F EXIT 3=1693 F EXIT 4=1661 F EXIT 5=1662 F EXIT 6=1696 F EXIT(27')= 1688 F LWS(8')=2171 F LWS(13')= 2034 F LWS(19')= 1964 F																					
SORBENT LBS/HR= 0 SORBENT VELOCITY= 0 FT/SEC SORBENT AIR FLOW= 0 SCFM [Ca]/[S]= 0.00 OUTER REGISTER ADJ.																					
VALID DATA POINT # 5 ELAPSED TIME, MIN 5 RECORD ON TRK 1 FILE 90																					
289	10:17:34	78.6	13418	2444	3418	3411	3407	3436	0	16115	2444	4101	9570	0.18	0.49	1.20	3.6	35.0	15.0	280.0	2750.0
											148	547	549				0.0	42.2	18.1	337.9	3319.0
0.0	0.0	75.2		283	637	633	635	631	560		75	54	94				3.0	36.2	15.5	289.7	2844.8
K-TRON= 6500 LBS/HR SLEEVE = -1.00 in IN REG= 90 (CW)DEG OUT REG = 55 (CW)DEG SPREADER = -5.0 in P WB(out)= 4.60 in H2O FURNACE P= 0.15 in H2O COAL P= 3.50 in H2O MILL IN= 155 F NOZZLE= 826 F																					
T WB(in)= 547 F T WB(out)= 549 F SAMPLE= 1125 F EXIT 1=1650 F EXIT 2=1668 F EXIT 3=1696 F EXIT 4=1664 F EXIT 5=1652 F EXIT 6=1687 F EXIT(27')= 1722 F LWS(8')=2197 F LWS(13')= 2064 F LWS(19')= 1996 F																					
SORBENT LBS/HR= 0 SORBENT VELOCITY= 0 FT/SEC SORBENT AIR FLOW= 0 SCFM [Ca]/[S]= 0.00 INNER REGISTER ADJ.																					
VALID DATA POINT # 6 ELAPSED TIME, MIN 7 RECORD ON TRK 1 FILE 91																					

DATE : 09-13-88 NOZZL. DES. : PSR
SYSTEM : LWS-INS. SEC. CONFGN : ASP
BURNER : DRB-80 MK3 SPREADER : SWIRLER
FUEL : OHIO-PITT8 OIL CHECK : 2.37

PT#	TIME	LOAD MBTU/HR	TA	PRIM	V-2	V-3	V-4	V-5	V-6	TOTAL	PRIM	SEC1	SEC2	PRIM	SEC1	SEC2(TOTAL)	O2	CO	CO2	NO	SO2
OIL		CALC	SCFM				FLOW SCFM					FLOW SCFM				SR (CUM)			MEASURED		
(%)	LOAD	MEAS					TEMP (F)					VELOCITY (FT/SEC)							CORR TO 0% O2		
																			CORR TO 3% O2		
299	10:26:00	77.7	13265	2487	3362	3347	3388	3347	0	15932	2487	4033	9411	0.19	0.49	1.20	3.6	35.0	15.0	300.0	2650.0
											148	548	549				0.0	42.2	18.1	362.1	3198.3
0.0	0.0	75.2		319	635	632	634	630	560		76	53	93				3.0	36.2	15.5	310.3	2741.4
K-TRON= 6500 LBS/HR SLEEVE = -1.00 in IN REG= 20 (CW)DEG OUT REG = 55 (CW)DEG SPREADER = -5.0 in P WB(out)= 4.80 in H2O FURNACE P= 0.17 in H2O COAL P= 3.20 in H2O MILL IN= 256 F NOZZLE= 767 F																					
T WB(in)= 548 F T WB(out)= 549 F SAMPLE= 1129 F EXIT 1=1664 F EXIT 2=1679 F EXIT 3=1696 F EXIT 4=1671 F EXIT 5=1675 F EXIT 6=1698 F EXIT(27')= 1723 F LWS(8')=2188 F LWS(13')= 2081 F LWS(19')= 1993 F																					
SORBENT LBS/HR= 0 SORBENT VELOCITY= 0 FT/SEC SORBENT AIR FLOW= 0 SCFM (Ca)/(S)= 0.00 INNER REGISTER ADJ.																					
VALID DATA POINT # 7 ELAPSED TIME, MIN 6 RECORD ON TRK 1 FILE 92																					
321	10:42:57	80.0	13660	2527	3445	3446	3491	3405	0	16315	2527	4136	9651	0.19	0.49	1.19	3.5	25.0	14.8	285.0	2650.0
											147	549	549				0.0	30.8	17.8	342.0	3180.0
0.0	0.0	75.2		311	630	628	630	626	568		78	54	95				3.0	25.7	15.2	293.1	2725.7
K-TRON= 6500 LBS/HR SLEEVE = -1.00 in IN REG= 20 (CW)DEG OUT REG = 15 (CW)DEG SPREADER = -5.0 in P WB(out)= 9.10 in H2O FURNACE P= 0.19 in H2O COAL P= 3.30 in H2O MILL IN= 251 F NOZZLE= 798 F																					
T WB(in)= 549 F T WB(out)= 549 F SAMPLE= 1146 F EXIT 1=1717 F EXIT 2=1696 F EXIT 3=1707 F EXIT 4=1701 F EXIT 5=1657 F EXIT 6=1703 F EXIT(27')= 1768 F LWS(8')=2197 F LWS(13')= 2096 F LWS(19')= 2010 F																					
SORBENT LBS/HR= 0 SORBENT VELOCITY= 0 FT/SEC SORBENT AIR FLOW= 0 SCFM (Ca)/(S)= 0.00																					
VALID DATA POINT # 8 ELAPSED TIME, MIN 6 RECORD ON TRK 1 FILE 93																					
68	11:37:59	78.0	13305	2439	3465	3520	3494	3523	0	16441	2439	4200	9804	0.18	0.50	1.24	4.1	20.0	14.4	325.0	2550.0
											149	549	550				0.0	24.9	17.9	403.8	3168.6
0.0	0.0	75.2		301	630	627	630	626	567		75	55	97				3.0	21.3	15.3	346.2	2716.0
K-TRON= 6500 LBS/HR SLEEVE = -1.00 in IN REG= 20 (CCW)DEG OUT REG = 15 (CW)DEG SPREADER = -5.0 in P WB(out)= 9.20 in H2O FURNACE P= 0.19 in H2O COAL P= 5.00 in H2O MILL IN= 258 F NOZZLE= 851 F																					
T WB(in)= 549 F T WB(out)= 550 F SAMPLE= 1135 F EXIT 1=1651 F EXIT 2=1667 F EXIT 3=1685 F EXIT 4=1621 F EXIT 5=1667 F EXIT 6=1684 F EXIT(27')= 1675 F LWS(8')=2205 F LWS(13')= 2083 F LWS(19')= 2000 F																					
SORBENT LBS/HR= 0 SORBENT VELOCITY= 0 FT/SEC SORBENT AIR FLOW= 0 SCFM (Ca)/(S)= 0.00 EXCESS AIR CURVE																					
VALID DATA POINT # 9 ELAPSED TIME, MIN 5 RECORD ON TRK 1 FILE 94																					
86	11:52:59	73.5	12545	2501	3775	3756	3750	3752	0	17534	2501	4510	10523	0.20	0.56	1.40	6.1	15.0	12.0	340.0	2150.0
											149	554	555				0.0	21.1	16.9	479.2	3030.2
0.0	0.0	75.2		276	628	625	627	623	568		77	60	104				3.0	18.1	14.5	410.7	2597.3
K-TRON= 6500 LBS/HR SLEEVE = -1.00 in IN REG= 20 (CCW)DEG OUT REG = 15 (CW)DEG SPREADER = -5.0 in P WB(out)= 10.30 in H2O FURNACE P= 0.20 in H2O COAL P= 5.00 in H2O MILL IN= 24 F NOZZLE= 801 F																					
T WB(in)= 554 F T WB(out)= 555 F SAMPLE= 1147 F EXIT 1=1633 F EXIT 2=1626 F EXIT 3=1651 F EXIT 4=1586 F EXIT 5=1640 F EXIT 6=1653 F EXIT(27')= 1660 F LWS(8')=2114 F LWS(13')= 2023 F LWS(19')= 1939 F																					
SORBENT LBS/HR= 0 SORBENT VELOCITY= 0 FT/SEC SORBENT AIR FLOW= 0 SCFM (Ca)/(S)= 0.00 EXCESS AIR CURVE																					
VALID DATA POINT # 10 ELAPSED TIME, MIN 2 RECORD ON TRK 1 FILE 95																					
97	12:01:33	78.9	13463	2470	3323	3352	3335	3334	0	15814	2470	4003	9341	0.18	0.48	1.17	3.2	20.0	14.8	300.0	2650.0
											150	553	555				0.0	23.6	17.5	353.9	3126.4
0.0	0.0	75.2		274	630	627	629	626	566		76	53	92				3.0	20.2	15.0	303.4	2679.8
K-TRON= 6500 LBS/HR SLEEVE = -1.00 in IN REG= 20 (CCW)DEG OUT REG = 15 (CW)DEG SPREADER = -5.0 in P WB(out)= 7.90 in H2O FURNACE P= 0.16 in H2O COAL P= 5.00 in H2O MILL IN= -20 F NOZZLE= 732 F																					
T WB(in)= 553 F T WB(out)= 555 F SAMPLE= 1133 F EXIT 1=1677 F EXIT 2=1689 F EXIT 3=1688 F EXIT 4=1621 F EXIT 5=1669 F EXIT 6=1695 F EXIT(27')= 250 F LWS(8')=2195 F LWS(13')= 2098 F LWS(19')= 1965 F																					
SORBENT LBS/HR= 0 SORBENT VELOCITY= 0 FT/SEC SORBENT AIR FLOW= 0 SCFM (Ca)/(S)= 0.00 EXCESS AIR CURVE																					
VALID DATA POINT # 11 ELAPSED TIME, MIN 2 RECORD ON TRK 1 FILE 97																					
136	12:28:51	76.6	13064	2412	3096	3105	3112	3133	0	14858	2412	3734	8712	0.18	0.47	1.14	2.6	20.0	14.6	275.0	2900.0
											148	545	544				0.0	22.8	16.7	313.9	3309.8
0.0	0.0	75.2		293	632	629	631	628	563		74	49	85				3.0	19.6	14.3	269.0	2837.0
K-TRON= 6500 LBS/HR SLEEVE = -1.00 in IN REG= 20 (CCW)DEG OUT REG = 15 (CW)DEG SPREADER = -5.0 in P WB(out)= 7.40 in H2O FURNACE P= 0.17 in H2O COAL P= 5.00 in H2O MILL IN= 0 F NOZZLE= 816 F																					
T WB(in)= 545 F T WB(out)= 544 F SAMPLE= 1114 F EXIT 1=1693 F EXIT 2=1685 F EXIT 3=1701 F EXIT 4=1634 F EXIT 5=1667 F EXIT 6=1713 F EXIT(27')= 1680 F LWS(8')=2202 F LWS(13')= 2147 F LWS(19')= 1995 F																					
SORBENT LBS/HR= 0 SORBENT VELOCITY= 0 FT/SEC SORBENT AIR FLOW= 0 SCFM (Ca)/(S)= 0.00 EXCESS AIR CURVE																					
VALID DATA POINT # 12 ELAPSED TIME, MIN 4 RECORD ON TRK 1 FILE 98																					

DATE	: 09-13-85	NOZZL. DES.	: FSR
SYSTEM	: LWS-INS.	SEC. CONFGN	: ASP
BURNER	: DRB-8D MK8	SPREADER	: SWIRLER
FUEL	: OHIO-PITT8	OIL CHECK	: 2.37

PT#	TIME	LOAD MBTU/HR	TA	PRIM	V-2	V-3	V-4	V-5	V-6	TOTAL	PRIM	SEC1	SEC2	PRIM	SEC1	SEC2(TOTAL)	O2	CO	CO2	NO	SO2
	OIL	CALC					FLOW SCFM					FLOW SCFM			SR (CUM)				MEASURED		
(%)	LOAD	MEAS	SCFM				TEMP (F)					TEMP (F)							CORR TO 0% O2		
												VELOCITY (FT/SEC)							CORR TO 3% O2		
146	12:32:43	75.3	12844	2444	2941	2985	2947	2922	0	14158	2444	3514	8280	0.19	0.46	1.10	2.0	260.0	15.8	240.0	3050.0
											149	543	542				0.0	287.4	17.5	265.3	3371.1
0.0	0.0	75.2		280	633	630	633	629	564		75	46	80				3.0	246.3	15.0	227.4	2889.5
K-TRON= 6500 LBS/HR SLEEVE = -1.00 in IN REG= 20 (CCW)DEG OUT REG = 15 (CW)DEG SPREADER = -5.0 in P WB(out)= 6.80 in H2O FURNACE P= 0.15 in H2O COAL P= 5.00 in H2O MILL IN= 0 F NOZZLE= 838 F																					
T WB(in)= 543 F T WB(out)= 542 F SAMPLE= 1095 F EXIT 1=1710 F EXIT 2=1714 F EXIT 3=1723 F EXIT 4=1650 F EXIT 5=1669 F EXIT 6=1719 F EXIT(27')= 1744 F LWS(8')=2233 F LWS(13')= 2178 F LWS(19')= 2017 F																					
SORBENT LBS/HR= 0 SORBENT VELOCITY= 0 FT/SEC SORBENT AIR FLOW= 0 SCFM [Ca]/[S]= 0.00 SMOKE POINT																					
VALID DATA POINT # 13 ELAPSED TIME, MIN 3 RECORD ON TRK 1 FILE 99																					
161	12:48:12	79.4	13551	2483	3458	3432	3456	3447	0	16275	2483	4138	9655	0.18	0.49	1.20	3.6	20.0	13.8	320.0	2650.0
											148	549	549				0.0	24.1	16.7	386.2	3198.3
0.0	0.0	75.2		312	632	628	630	627	566		76	54	95				3.0	20.7	14.3	331.0	2741.4
K-TRON= 6500 LBS/HR SLEEVE = -1.00 in IN REG= 20 (CCW)DEG OUT REG = 15 (CW)DEG SPREADER = -5.0 in P WB(out)= 9.20 in H2O FURNACE P= 0.19 in H2O COAL P= 5.00 in H2O MILL IN= 0 F NOZZLE= 860 F																					
T WB(in)= 549 F T WB(out)= 549 F SAMPLE= 1153 F EXIT 1=1669 F EXIT 2=1695 F EXIT 3=1707 F EXIT 4=1643 F EXIT 5=1702 F EXIT 6=1717 F EXIT(27')= 1652 F LWS(8')=2234 F LWS(13')= 2171 F LWS(19')= 2030 F																					
SORBENT LBS/HR= 0 SORBENT VELOCITY= 0 FT/SEC SORBENT AIR FLOW= 0 SCFM [Ca]/[S]= 0.00 BASELINE FULL LOAD																					
VALID DATA POINT # 14 ELAPSED TIME, MIN 7 RECORD ON TRK 1 FILE 100																					
175	12:56:34	77.8	13279	2487	3419	3436	3455	3423	0	16221	2487	4120	9613	0.19	0.50	1.22	3.9	20.0	13.4	310.0	2600.0
											149	553	554				0.0	24.6	16.5	380.7	3193.0
0.0	0.0	75.2		310	630	627	630	627	566		77	54	95				3.0	21.1	14.1	326.3	2736.8
K-TRON= 6500 LBS/HR SLEEVE = -0.50 in IN REG= 20 (CCW)DEG OUT REG = 15 (CW)DEG SPREADER = -5.0 in P WB(out)= 10.80 in H2O FURNACE P= 0.18 in H2O COAL P= 5.00 in H2O MILL IN= 0 F NOZZLE= 859 F																					
T WB(in)= 553 F T WB(out)= 554 F SAMPLE= 1146 F EXIT 1=1704 F EXIT 2=1677 F EXIT 3=1695 F EXIT 4=1678 F EXIT 5=1668 F EXIT 6=1688 F EXIT(27')= 1677 F LWS(8')=2164 F LWS(13')= 2127 F LWS(19')= 2017 F																					
SORBENT LBS/HR= 0 SORBENT VELOCITY= 0 FT/SEC SORBENT AIR FLOW= 0 SCFM [Ca]/[S]= 0.00 SLEEVE ADJ.																					
VALID DATA POINT # 15 ELAPSED TIME, MIN 4 RECORD ON TRK 1 FILE 101																					
259	13:51:51	60.7	10366	2308	2541	2532	2560	2508	0	12450	2308	3042	7099	0.22	0.52	1.20	3.6	30.0	15.0	260.0	2600.0
											149	530	530				0.0	36.2	18.1	313.8	3137.9
0.0	0.0	59.0		298	639	636	641	635	548		71	39	69				3.0	31.0	15.5	269.0	2689.7
K-TRON= 5100 LBS/HR SLEEVE = -1.00 in IN REG= 20 (CCW)DEG OUT REG = 15 (CW)DEG SPREADER = -5.0 in P WB(out)= 4.90 in H2O FURNACE P= 0.06 in H2O COAL P= 4.50 in H2O MILL IN= 243 F NOZZLE= 699 F																					
T WB(in)= 530 F T WB(out)= 530 F SAMPLE= 1028 F EXIT 1=1580 F EXIT 2=1576 F EXIT 3=1600 F EXIT 4=1565 F EXIT 5=1549 F EXIT 6=1595 F EXIT(27')= 1523 F LWS(8')=2104 F LWS(13')= 2080 F LWS(19')= 1894 F																					
SORBENT LBS/HR= 0 SORBENT VELOCITY= 0 FT/SEC SORBENT AIR FLOW= 0 SCFM [Ca]/[S]= 0.00 BASELINE - 60E6																					
VALID DATA POINT # 16 ELAPSED TIME, MIN 5 RECORD ON TRK 1 FILE 102																					
282	14:06:49	61.8	10547	2274	2444	2397	2434	2446	0	11995	2274	2916	6805	0.22	0.49	1.14	2.6	40.0	16.0	230.0	2950.0
											147	528	527				0.0	45.7	18.3	262.5	3366.8
0.0	0.0	59.0		278	640	638	644	639	546		70	38	66				3.0	39.1	15.7	225.0	2885.9
K-TRON= 5100 LBS/HR SLEEVE = -1.00 in IN REG= 20 (CCW)DEG OUT REG = 15 (CW)DEG SPREADER = -5.0 in P WB(out)= 4.50 in H2O FURNACE P= 0.08 in H2O COAL P= 5.00 in H2O MILL IN= 266 F NOZZLE= 695 F																					
T WB(in)= 528 F T WB(out)= 527 F SAMPLE= 1002 F EXIT 1=1606 F EXIT 2=1592 F EXIT 3=1618 F EXIT 4=1576 F EXIT 5=1563 F EXIT 6=1618 F EXIT(27')= 1587 F LWS(8')=2127 F LWS(13')= 2113 F LWS(19')= 1902 F																					
SORBENT LBS/HR= 0 SORBENT VELOCITY= 0 FT/SEC SORBENT AIR FLOW= 0 SCFM [Ca]/[S]= 0.00 EXCESS AIR CURVE																					
VALID DATA POINT # 17 ELAPSED TIME, MIN 5 RECORD ON TRK 1 FILE 103																					
304	14:22:38	62.2	10618	2279	2272	2258	2282	2264	0	11355	2279	2723	6353	0.21	0.47	1.07	1.4	250.0	16.2	170.0	3100.0
											147	527	527				0.0	267.9	17.4	182.1	3321.4
0.0	0.0	59.0		302	642	640	646	639	545		70	35	61				3.0	229.6	14.9	156.1	2846.9
K-TRON= 5100 LBS/HR SLEEVE = -1.00 in IN REG= 20 (CCW)DEG OUT REG = 15 (CW)DEG SPREADER = -5.0 in P WB(out)= 4.00 in H2O FURNACE P= 0.07 in H2O COAL P= 5.00 in H2O MILL IN= 257 F NOZZLE= 685 F																					
T WB(in)= 527 F T WB(out)= 527 F SAMPLE= 989 F EXIT 1=1616 F EXIT 2=1617 F EXIT 3=1662 F EXIT 4=1605 F EXIT 5=1569 F EXIT 6=1643 F EXIT(27')= 1594 F LWS(8')=2115 F LWS(13')= 2111 F LWS(19')= 1892 F																					
SORBENT LBS/HR= 0 SORBENT VELOCITY= 0 FT/SEC SORBENT AIR FLOW= 0 SCFM [Ca]/[S]= 0.00 SMOKE POINT																					
VALID DATA POINT # 18 ELAPSED TIME, MIN 2 RECORD ON TRK 1 FILE 104																					

DATE : 09-13-85 NOZZL.DES. : FSR
SYSTEM : LWS-INS. SEC.CONFGN : ASP
BURNER : DRB-80 MKB SPREADER : SWIRLER
FUEL : OHIO-PITT8 OIL CHECK : 2.37

PT#	TIME	LOAD MBTU/HR CALC	TA	PRIM	V-2	V-3	V-4	V-5	V-6	TOTAL	PRIM	SEC1	SEC2	PRIM	SEC1	SEC2(TOTAL)	O2	CO	CO2	NO	SO2
OIL							FLOW SCFM					FLOW SCFM			SR (CUM)				MEASURED		
(%)	LOAD	MEAS	SCFM				TEMP (F)					TEMP (F)							CORR TO 0% O2		
												VELOCITY (FT/SEC)							CORR TO 3% O2		
320	14:32:59	59.3	10120	2334	2771	2811	2793	2815	0	13524	2334	3357	7833	0.23	0.56	1.34	5.4	35.0	13.4	290.0	2700.0
											149	539	539				0.0	47.1	18.0	390.4	3634.6
0.0	0.0	59.0		288	639	638	642	637	553		72	44	76				3.0	40.4	15.5	334.6	3115.4
K-TRON= 5100 LBS/HR SLEEVE = -1.00 in IN REG= 20 (CCW)DEG OUT REG = 15 (CW)DEG SPREADER = -5.0 in P WB(out)= 6.00 in H2O FURNACE P= 0.10 in H2O COAL P= 4.50 in H2O MILL IN= 247 F NOZZLE= 685 F																					
T WB(in)= 539 F T WB(out)= 539 F SAMPLE= 1018 F EXIT 1=1562 F EXIT 2=1551 F EXIT 3=1578 F EXIT 4=1522 F EXIT 5=1531 F EXIT 6=1576 F EXIT(27')= 1566 F LWS(8')=2063 F LWS(13')= 2050 F LWS(19')= 1856 F																					
SORBENT LBS/HR= 0 SORBENT VELOCITY= 0 FT/SEC SORBENT AIR FLOW= 0 SCFM [Ca]/[S]= 0.00 EXCESS AIR CURVE																					
VALID DATA POINT # 19 ELAPSED TIME, MIN 8 RECORD ON TRK 1 FILE 105																					
346	14:51:47	60.6	10338	2297	2705	2701	2712	2663	0	13077	2297	3234	7546	0.22	0.54	1.26	4.5	30.0	15.0	280.0	2600.0
											149	533	534				0.0	38.2	19.1	356.4	3309.1
0.0	0.0	59.0		278	638	636	641	635	551		71	42	73				3.0	32.7	16.4	305.5	2836.4
K-TRON= 5100 LBS/HR SLEEVE = -1.00 in IN REG= 20 (CCW)DEG OUT REG = 15 (CW)DEG SPREADER = -5.0 in P WB(out)= 5.50 in H2O FURNACE P= 0.08 in H2O COAL P= 4.50 in H2O MILL IN= 254 F NOZZLE= 680 F																					
T WB(in)= 533 F T WB(out)= 534 F SAMPLE= 1041 F EXIT 1=1545 F EXIT 2=1546 F EXIT 3=1566 F EXIT 4=1514 F EXIT 5=1528 F EXIT 6=1561 F EXIT(27')= 1515 F LWS(8')=2081 F LWS(13')= 2080 F LWS(19')= 1870 F																					
SORBENT LBS/HR= 0 SORBENT VELOCITY= 0 FT/SEC SORBENT AIR FLOW= 0 SCFM [Ca]/[S]= 0.00 EXCESS AIR CURVE																					
VALID DATA POINT # 20 ELAPSED TIME, MIN 15 RECORD ON TRK 1 FILE 106																					
394	15:23:51	53.6	9148	2376	2001	1982	1985	2005	0	10349	2376	2392	5581	0.26	0.52	1.13	2.5	30.0	15.4	210.0	2850.0
											149	529	529				0.0	34.1	17.5	238.4	3235.1
0.0	0.0	50.9		248	646	645	649	643	530		73	31	54				3.0	29.2	15.0	204.3	2773.0
K-TRON= 4400 LBS/HR SLEEVE = -1.00 in IN REG= 20 (CCW)DEG OUT REG = 15 (CW)DEG SPREADER = -5.0 in P WB(out)= 3.20 in H2O FURNACE P= 0.02 in H2O COAL P= 4.20 in H2O MILL IN= 0 F NOZZLE= 688 F																					
T WB(in)= 529 F T WB(out)= 529 F SAMPLE= 951 F EXIT 1=1531 F EXIT 2=1524 F EXIT 3=1550 F EXIT 4=1536 F EXIT 5=1507 F EXIT 6=1557 F EXIT(27')= 1574 F LWS(8')=2024 F LWS(13')= 2045 F LWS(19')= 1815 F																					
SORBENT LBS/HR= 0 SORBENT VELOCITY= 0 FT/SEC SORBENT AIR FLOW= 0 SCFM [Ca]/[S]= 0.00 EXCESS AIR CURVE																					
VALID DATA POINT # 21 ELAPSED TIME, MIN 5 RECORD ON TRK 1 FILE 107																					
421	15:42:07	52.6	8975	2364	2102	2090	2098	2125	0	10779	2364	2525	5891	0.26	0.54	1.20	3.6	25.0	15.0	240.0	2600.0
											149	535	536				0.0	38.2	18.1	289.7	3137.9
0.0	0.0	50.9		251	645	646	650	645	529		73	33	57				3.0	25.9	15.5	248.3	2689.7
K-TRON= 4400 LBS/HR SLEEVE = -1.00 in IN REG= 20 (CCW)DEG OUT REG = 15 (CW)DEG SPREADER = -5.0 in P WB(out)= 3.50 in H2O FURNACE P= 0.03 in H2O COAL P= 4.50 in H2O MILL IN= 0 F NOZZLE= 717 F																					
T WB(in)= 535 F T WB(out)= 536 F SAMPLE= 982 F EXIT 1=1527 F EXIT 2=1520 F EXIT 3=1544 F EXIT 4=1508 F EXIT 5=1484 F EXIT 6=1542 F EXIT(27')= 1683 F LWS(8')=1995 F LWS(13')= 2009 F LWS(19')= 1798 F																					
SORBENT LBS/HR= 0 SORBENT VELOCITY= 0 FT/SEC SORBENT AIR FLOW= 0 SCFM [Ca]/[S]= 0.00 BASELINE - SOE6																					
VALID DATA POINT # 22 ELAPSED TIME, MIN 10 RECORD ON TRK 1 FILE 108																					
448	15:54:40	52.6	8983	2374	2329	2309	2346	2353	0	11711	2374	2801	6536	0.26	0.58	1.30	5.0	20.0	13.8	270.0	2500.0
											149	537	537				0.0	26.3	18.1	354.4	3281.3
0.0	0.0	50.9		288	644	645	649	644	535		73	36	64				3.0	22.5	15.5	303.8	2812.5
K-TRON= 4400 LBS/HR SLEEVE = -1.00 in IN REG= 20 (CCW)DEG OUT REG = 15 (CW)DEG SPREADER = -5.0 in P WB(out)= 4.20 in H2O FURNACE P= 0.06 in H2O COAL P= 4.50 in H2O MILL IN= 0 F NOZZLE= 777 F																					
T WB(in)= 537 F T WB(out)= 537 F SAMPLE= 997 F EXIT 1=1511 F EXIT 2=1505 F EXIT 3=1532 F EXIT 4=1507 F EXIT 5=1484 F EXIT 6=1529 F EXIT(27')= 0 F LWS(8')=1993 F LWS(13')= 1992 F LWS(19')= 1788 F																					
SORBENT LBS/HR= 0 SORBENT VELOCITY= 0 FT/SEC SORBENT AIR FLOW= 0 SCFM [Ca]/[S]= 0.00 EXCESS AIR CURVE																					
VALID DATA POINT # 23 ELAPSED TIME, MIN 6 RECORD ON TRK 1 FILE 109																					

DATE	: 09-16-85	NOZZL.DES.	: BASELINE
SYSTEM	: LWS-INS.	SEC.CONFGN	: BASELINE
BURNER	: DRB-80 MKB	SPREADER	: IMPELLER
FUEL	: OHIO-PITT8	OIL CHECK	: 4.27

PT#	TIME	LOAD MBTU/HR CALC	TA	PRIM	V-2	V-3	V-4	V-5	V-6	TOTAL	PRIM	SEC1	SEC2	PRIM	SEC1	SEC2(TOTAL)	O2	CO	CO2	NO	SO2
							FLOW SCFM					FLOW SCFM			SR (CUM)				MEASURED		
OIL												TEMP (F)							CORR TO 0% O2		
(%)	LOAD	MEAS	SCFM				TEMP (F)					VELOCITY (FT/SEC)							CORR TO 3% O2		
283	09:51:40	80.0	13659	2511	3460	3450	3437	3454	0	16313	2511	4141	9662	0.18	0.49	1.19	3.5	25.0	16.2	660.0	2650.0
											152	560	560				0.0	30.0	19.4	792.8	3180.0
0.0	0.0	74.1		320	647	643	645	641	505		70	55	96				3.0	25.7	16.7	678.9	2725.7

K-TRON= 6400 LBS/HR SLEEVE = -2.00 in IN REG= 20 (CCW)DEG OUT REG = 15 (CW)DEG SPREADER = 0.0 in P WB(out)= 6.30 in H20 FURNACE P= 0.20 in H20 COAL P= 8.00 in H20 MILL IN= 287 F NOZZLE= 818 F
T WB(in)= 560 F T WB(out)= 560 F SAMPLE= 1179 F EXIT 1=1703 F EXIT 2=1673 F EXIT 3=1700 F EXIT 4=1698 F EXIT 5=1696 F EXIT 6=1715 F EXIT(27')= 1682 F LWS(8')=2238 F LWS(13')= 2121 F LWS(19')= 2037 F
SORBENT LBS/HR= 0 SORBENT VELOCITY= 0 FT/SEC SORBENT AIR FLOW= 0 SCFM [Ca]/[S]= 0.00 BASELINE FULL LOAD
VALID DATA POINT # 1 ELAPSED TIME, MIN 5 RECORD ON TRK 1 FILE 84

455	11:33:15	78.6	13415	2607	3392	3378	3362	3372	0	16111	2607	4051	9453	0.19	0.50	1.20	3.6	22.5	16.2	620.0	2600.0
											150	555	555				0.0	27.2	19.6	748.3	3137.9
0.0	0.0	75.2		389	650	648	650	645	499		73	54	94				3.0	23.3	16.8	641.4	2689.7

K-TRON= 6500 LBS/HR SLEEVE = -2.00 in IN REG= 20 (CCW)DEG OUT REG = 15 (CW)DEG SPREADER = 0.0 in P WB(out)= 6.00 in H20 FURNACE P= 0.17 in H20 COAL P= 8.50 in H20 MILL IN= 20 F NOZZLE= 864 F
T WB(in)= 555 F T WB(out)= 555 F SAMPLE= 1183 F EXIT 1=1684 F EXIT 2=1694 F EXIT 3=1680 F EXIT 4=1695 F EXIT 5=1673 F EXIT 6=1700 F EXIT(27')= 1671 F LWS(8')=2206 F LWS(13')= 2173 F LWS(19')= 2027 F
SORBENT LBS/HR= 0 SORBENT VELOCITY= 0 FT/SEC SORBENT AIR FLOW= 0 SCFM [Ca]/[S]= 0.00 BASELINE FULL LOAD
VALID DATA POINT # 2 ELAPSED TIME, MIN 5 RECORD ON TRK 1 FILE 85

DATE : 09-17-85 NOZZL.DES. : BASELINE
SYSTEM : LWS-INS. SEC.CONFGN : BASELINE
BURNER : DRB-80 MKB SPREADER : IMPELLER
FUEL : OHIO-PITTS OIL CHECK : 1.90

PT#	TIME	LOAD MBTU/HR	TA	PRIM	V-2	V-3	V-4	V-5	V-6	TOTAL	PRIM	SEC1	SEC2	PRIM	SEC1	SEC2(TOTAL)	O2	CO	CO2	NO	SO2
	OIL	CALC	SCFM				FLOW SCFM					FLOW SCFM			SR (CUM)				MEASURED		
(%)	LOAD	MEAS					TEMP (F)					TEMP (F)							CORR TO 0% O2		
												VELOCITY (FT/SEC)							CORR TO 3% O2		
246	11:40:04	79.4	13548	2476	3441	3452	3437	3374	0	16180	2476	4111	9593	0.18	0.49	1.19	3.5	25.0	15.4	620.0	2500.0
											149	560	561				0.0	30.0	18.5	744.0	3000.0
0.0	0.0	72.9		328	655	652	654	650	520		69	55	96				3.0	25.7	15.8	637.7	2571.4
K-TRON= 6380 LBS/HR SLEEVE = -2.00 in IN REG= 20 (CCW)DEG OUT REG = 15 (CW)DEG SPREADER = 0.0 in P WB(out)= 6.20 in H2O FURNACE P= 0.19 in H2O COAL P= 7.50 in H2O MILL IN= 287 F NOZZLE= 724 F																					
T WB(in)= 560 F T WB(out)= 561 F SAMPLE= 1156 F EXIT 1=1595 F EXIT 2=1618 F EXIT 3=1621 F EXIT 4=1647 F EXIT 5=1614 F EXIT 6=1625 F EXIT(27')= 1608 F LWS(8')=2197 F LWS(13')= 2126 F LWS(19')= 2009 F																					
SORBENT LBS/HR= 0 SORBENT VELOCITY= 0 FT/SEC SORBENT AIR FLOW= 0 SCFM [Ca]/[S]= 0.00 BASELINE FULL LOAD																					
VALID DATA POINT # 1 ELAPSED TIME, MIN 7 RECORD ON TRK 0 FILE 6																					
265	11:52:34	74.4	12702	2449	3431	3405	3411	3370	0	16067	2449	4085	9533	0.19	0.51	1.26	4.5	25.0	15.4	620.0	900.0
											149	557	557				0.0	31.8	19.6	789.1	1145.5
0.0	0.0	72.9		342	654	651	653	649	519		68	54	95				3.0	27.3	16.8	676.4	981.8
K-TRON= 6300 LBS/HR SLEEVE = -2.00 in IN REG= 20 (CCW)DEG OUT REG = 15 (CW)DEG SPREADER = 0.0 in P WB(out)= 6.20 in H2O FURNACE P= 0.19 in H2O COAL P= 7.50 in H2O MILL IN= 276 F NOZZLE= 701 F																					
T WB(in)= 557 F T WB(out)= 557 F SAMPLE= 1210 F EXIT 1=1645 F EXIT 2=1680 F EXIT 3=1675 F EXIT 4=1694 F EXIT 5=1650 F EXIT 6=1662 F EXIT(27')= 1624 F LWS(8')=2170 F LWS(13')= 2115 F LWS(19')= 1955 F																					
SORBENT= VICRON BFT. INJECTION SORBENT LBS/HR=2693 SORBENT VELOCITY= 47 FT/SEC SORBENT AIR FLOW= 275 SCFM [Ca]/[S]= 3.73 TEMP INJ(8ft) 112 F LIMESTONE 8 FT LEVEL																					
VALID DATA POINT # 2 ELAPSED TIME, MIN 7 RECORD ON TRK 0 FILE 7																					
287	12:12:03	78.8	13450	2486	3454	3438	3455	3400	0	16153	2486	4124	9623	0.18	0.49	1.20	3.6	20.0	15.4	610.0	2500.0
											149	554	555				0.0	24.1	18.6	736.2	3017.2
0.0	0.0	72.9		295	649	647	648	645	508		67	55	95				3.0	20.7	15.9	631.0	2586.2
K-TRON= 6300 LBS/HR SLEEVE = -2.00 in IN REG= 20 (CCW)DEG OUT REG = 15 (CW)DEG SPREADER = 0.0 in P WB(out)= 6.20 in H2O FURNACE P= 0.19 in H2O COAL P= 7.50 in H2O MILL IN= 289 F NOZZLE= 674 F																					
T WB(in)= 554 F T WB(out)= 555 F SAMPLE= 1213 F EXIT 1=1712 F EXIT 2=1720 F EXIT 3=1714 F EXIT 4=1711 F EXIT 5=1688 F EXIT 6=1704 F EXIT(27')= 1699 F LWS(8')=2238 F LWS(13')= 2242 F LWS(19')= 2050 F																					
SORBENT LBS/HR= 0 SORBENT VELOCITY= 0 FT/SEC SORBENT AIR FLOW= 0 SCFM [Ca]/[S]= 0.00																					
VALID DATA POINT # 3 ELAPSED TIME, MIN 3 RECORD ON TRK 0 FILE 8																					
303	12:22:01	79.0	13476	2491	3433	3413	3439	3410	0	16185	2491	4108	9586	0.18	0.49	1.20	3.6	20.0	15.2	660.0	2250.0
											149	552	553				0.0	24.1	18.3	796.6	2715.5
0.0	0.0	72.9		329	649	648	649	645	504		69	54	95				3.0	20.7	15.7	682.8	2327.6
K-TRON= 6300 LBS/HR SLEEVE = -2.00 in IN REG= 20 (CCW)DEG OUT REG = 15 (CW)DEG SPREADER = 0.0 in P WB(out)= 6.20 in H2O FURNACE P= 0.19 in H2O COAL P= 7.50 in H2O MILL IN= 266 F NOZZLE= 676 F																					
T WB(in)= 552 F T WB(out)= 553 F SAMPLE= 1216 F EXIT 1=1669 F EXIT 2=1699 F EXIT 3=1690 F EXIT 4=1684 F EXIT 5=1675 F EXIT 6=1682 F EXIT(27')= 1670 F LWS(8')=2233 F LWS(13')= 2238 F LWS(19')= 2054 F																					
SORBENT= VICRON SEC. INJECTION SORBENT LBS/HR= 335 SORBENT VELOCITY= 238 FT/SEC SORBENT AIR FLOW= 288 SCFM [Ca]/[S]= 0.44 LIMESTONE AT THROAT																					
VALID DATA POINT # 4 ELAPSED TIME, MIN 5 RECORD ON TRK 0 FILE 9																					
311	12:35:55	80.2	13690	2476	3508	3417	3474	3383	0	16259	2476	4135	9648	0.18	0.48	1.19	3.4	20.0	15.6	630.0	2650.0
											149	550	550				0.0	23.9	18.6	751.7	3161.9
0.0	0.0	72.9		285	650	648	650	647	505		69	54	95				3.0	20.5	16.0	644.3	2710.2
K-TRON= 6300 LBS/HR SLEEVE = -2.00 in IN REG= 20 (CCW)DEG OUT REG = 15 (CW)DEG SPREADER = 0.0 in P WB(out)= 6.20 in H2O FURNACE P= 0.19 in H2O COAL P= 7.50 in H2O MILL IN= 278 F NOZZLE= 663 F																					
T WB(in)= 550 F T WB(out)= 550 F SAMPLE= 1220 F EXIT 1=1693 F EXIT 2=1713 F EXIT 3=1706 F EXIT 4=1703 F EXIT 5=1678 F EXIT 6=1697 F EXIT(27')= 1675 F LWS(8')=2246 F LWS(13')= 2289 F LWS(19')= 2065 F																					
SORBENT LBS/HR= 0 SORBENT VELOCITY= 0 FT/SEC SORBENT AIR FLOW= 0 SCFM [Ca]/[S]= 0.00 BASELINE																					
VALID DATA POINT # 5 ELAPSED TIME, MIN 3 RECORD ON TRK 0 FILE 10																					
355	13:02:54	80.1	13669	2477	3402	3348	3369	3372	0	15969	2477	4047	9444	0.18	0.48	1.17	3.1	25.0	16.2	650.0	1700.0
											150	550	550				0.0	29.3	19.0	762.6	1994.4
0.0	0.0	72.9		314	648	648	649	645	501		69	53	93				3.0	25.1	16.3	653.6	1709.5
K-TRON= 6300 LBS/HR SLEEVE = -2.00 in IN REG= 20 (CCW)DEG OUT REG = 15 (CW)DEG SPREADER = 0.0 in P WB(out)= 6.20 in H2O FURNACE P= 0.19 in H2O COAL P= 7.50 in H2O MILL IN= 260 F NOZZLE= 657 F																					
T WB(in)= 550 F T WB(out)= 550 F SAMPLE= 1253 F EXIT 1=1705 F EXIT 2=1734 F EXIT 3=1734 F EXIT 4=1716 F EXIT 5=1692 F EXIT 6=1721 F EXIT(27')= 1671 F LWS(8')=2252 F LWS(13')= 2186 F LWS(19')= 2044 F																					
SORBENT= VICRON SEC. INJECTION SORBENT LBS/HR=1261 SORBENT VELOCITY= 237 FT/SEC SORBENT AIR FLOW= 288 SCFM [Ca]/[S]= 1.62 LIMESTONE AT THROAT																					
VALID DATA POINT # 6 ELAPSED TIME, MIN 7 RECORD ON TRK 0 FILE 11																					

DATE : 09-17-85 NOZZL.DES. : BASELINE
SYSTEM : LWS-INS. SEC.CONFGN : BASELINE
BURNER : DRB-80 MKB SPREADER : IMPELLER
FUEL : OHIO-PITTS OIL CHECK : 1.90

PT#	TIME	LOAD MBTU/HR	TA	PRIM	V-2	V-3	V-4	V-5	V-6	TOTAL	PRIM	SEC1	SEC2	PRIM	SEC1	SEC2(TOTAL)	O2	CO	CO2	NO	SO2
	OIL	CALC	SCFM				FLOW SCFM					FLOW SCFM			SR (CUM)				MEASURED		
(Z)	LOAD	MEAS					TEMP (F)					TEMP (F)							CORR TO 0% O2		
												VELOCITY (FT/SEC)							CORR TO 3% O2		
403	13:41:48	75.2	12841	2443	3426	3397	3410	3377	0	16053	2443	4083	9527	0.19	0.51	1.25	4.3	20.0	14.6	650.0	2350.0
											149	553	554				0.0	25.1	18.4	817.4	2955.1
0.0	0.0	72.9		337	650	649	651	647	506		68	54	94				3.0	21.6	15.7	700.6	2532.9
K-TRON= 6300 LBS/HR SLEEVE = -2.00 in IN REG= 20 (CCW)DEG OUT REG = 15 (CW)DEG SPREADER = 0.0 in P WB(out)= 6.20 in H20 FURNACE P= 0.19 in H20 COAL P= 7.50 in H20 MILL IN= 278 F NOZZLE= 681 F																					
T WB(in)= 553 F T WB(out)= 554 F SAMPLE= 1216 F EXIT 1=1656 F EXIT 2=1677 F EXIT 3=1672 F EXIT 4=1661 F EXIT 5=1621 F EXIT 6=1670 F EXIT(27')= 1607 F LWS(8')=2210 F LWS(13')= 2245 F LWS(19')= 2048 F																					
SORBENT LBS/HR= 0 SORBENT VELOCITY= 0 FT/SEC SORBENT AIR FLOW= 0 SCFM [Ca]/[S]= 0.00 BASELINE																					
VALID DATA POINT # 7 ELAPSED TIME, MIN 5 RECORD ON TRK 0 FILE 12																					
427	13:57:08	78.7	13422	2446	3404	3410	3367	3403	0	16030	2446	4075	9509	0.18	0.49	1.19	3.5	25.0	15.6	640.0	1550.0
											150	555	555				0.0	30.0	18.7	768.0	1860.0
0.0	0.0	72.9		313	649	648	650	646	506		68	54	94				3.0	25.7	16.0	658.3	1594.3
K-TRON= 6300 LBS/HR SLEEVE = -2.00 in IN REG= 20 (CCW)DEG OUT REG = 15 (CW)DEG SPREADER = 0.0 in P WB(out)= 6.20 in H20 FURNACE P= 0.19 in H20 COAL P= 7.50 in H20 MILL IN= 268 F NOZZLE= 668 F																					
T WB(in)= 555 F T WB(out)= 555 F SAMPLE= 1245 F EXIT 1=1666 F EXIT 2=1705 F EXIT 3=1698 F EXIT 4=1687 F EXIT 5=1647 F EXIT 6=1699 F EXIT(27')= 1620 F LWS(8')=2230 F LWS(13')= 2197 F LWS(19')= 2039 F																					
SORBENT= VICRON SEC. INJECTION SORBENT LBS/HR=1227 SORBENT VELOCITY= 243 FT/SEC SORBENT AIR FLOW= 294 SCFM [Ca]/[S]= 1.61 LIMESTONE AT THROAT																					
VALID DATA POINT # 8 ELAPSED TIME, MIN 4 RECORD ON TRK 0 FILE 13																					
432	14:18:53	78.2	13341	2483	3401	3375	3398	3365	0	16022	2483	4062	9477	0.19	0.49	1.20	3.6	25.0	15.0	660.0	2450.0
											148	552	551				0.0	30.2	18.1	796.6	2956.9
0.0	0.0	72.9		320	652	650	652	649	512		69	54	94				3.0	25.9	15.5	682.8	2534.5
K-TRON= 6300 LBS/HR SLEEVE = -2.00 in IN REG= 20 (CCW)DEG OUT REG = 15 (CW)DEG SPREADER = 0.0 in P WB(out)= 6.10 in H20 FURNACE P= 0.20 in H20 COAL P= 7.50 in H20 MILL IN= 261 F NOZZLE= 664 F																					
T WB(in)= 552 F T WB(out)= 551 F SAMPLE= 1247 F EXIT 1=1680 F EXIT 2=1732 F EXIT 3=1722 F EXIT 4=1704 F EXIT 5=1673 F EXIT 6=1719 F EXIT(27')= 1651 F LWS(8')=2260 F LWS(13')= 2322 F LWS(19')= 2097 F																					
SORBENT LBS/HR= 0 SORBENT VELOCITY= 0 FT/SEC SORBENT AIR FLOW= 0 SCFM [Ca]/[S]= 0.00 BASELINE																					
VALID DATA POINT # 9 ELAPSED TIME, MIN 4 RECORD ON TRK 0 FILE 14																					
448	14:23:01	77.8	13283	2467	3404	3415	3396	3361	0	16043	2467	4073	9504	0.19	0.49	1.21	3.7	25.0	15.6	670.0	1350.0
											150	555	556				0.0	30.3	18.9	813.3	1638.7
0.0	0.0	72.9		309	650	649	651	649	512		69	54	94				3.0	26.0	16.2	697.1	1404.6
K-TRON= 6300 LBS/HR SLEEVE = -2.00 in IN REG= 20 (CCW)DEG OUT REG = 15 (CW)DEG SPREADER = 0.0 in P WB(out)= 6.10 in H20 FURNACE P= 0.20 in H20 COAL P= 7.50 in H20 MILL IN= 267 F NOZZLE= 663 F																					
T WB(in)= 555 F T WB(out)= 556 F SAMPLE= 1273 F EXIT 1=1674 F EXIT 2=1721 F EXIT 3=1721 F EXIT 4=1699 F EXIT 5=1669 F EXIT 6=1718 F EXIT(27')= 1628 F LWS(8')=2240 F LWS(13')= 2218 F LWS(19')= 2031 F																					
SORBENT= VICRON SEC. INJECTION SORBENT LBS/HR=1955 SORBENT VELOCITY= 242 FT/SEC SORBENT AIR FLOW= 294 SCFM [Ca]/[S]= 2.59 LIMESTONE AT THROAT																					
VALID DATA POINT # 10 ELAPSED TIME, MIN 4 RECORD ON TRK 0 FILE 15																					
495	14:55:57	78.7	13423	2436	3450	3456	3449	3331	0	16121	2436	4106	9580	0.18	0.49	1.20	3.6	20.0	15.2	720.0	2500.0
											147	546	546				0.0	24.1	18.3	869.0	3017.2
0.0	0.0	72.9		284	646	648	649	644	496		68	54	94				3.0	20.7	15.7	744.8	2586.2
K-TRON= 6300 LBS/HR SLEEVE = -2.00 in IN REG= 20 (CCW)DEG OUT REG = 15 (CW)DEG SPREADER = 0.0 in P WB(out)= 6.10 in H20 FURNACE P= 0.20 in H20 COAL P= 7.50 in H20 MILL IN= 241 F NOZZLE= 662 F																					
T WB(in)= 546 F T WB(out)= 546 F SAMPLE= 1257 F EXIT 1=1692 F EXIT 2=1712 F EXIT 3=1702 F EXIT 4=1681 F EXIT 5=1655 F EXIT 6=1700 F EXIT(27')= 1645 F LWS(8')=2248 F LWS(13')= 2284 F LWS(19')= 2087 F																					
SORBENT LBS/HR= 0 SORBENT VELOCITY= 0 FT/SEC SORBENT AIR FLOW= 0 SCFM [Ca]/[S]= 0.00 BASELINE																					
VALID DATA POINT # 11 ELAPSED TIME, MIN 4 RECORD ON TRK 0 FILE 16																					
517	15:11:37	78.6	13419	2423	3448	3414	3444	3386	0	16116	2423	4108	9585	0.18	0.49	1.20	3.6	20.0	15.6	660.0	1200.0
											146	544	544				0.0	24.1	18.8	796.6	1448.3
0.0	0.0	72.9		274	643	643	645	640	492		67	54	94				3.0	20.7	16.1	682.8	1241.4
K-TRON= 6300 LBS/HR SLEEVE = -2.00 in IN REG= 20 (CCW)DEG OUT REG = 15 (CW)DEG SPREADER = 0.0 in P WB(out)= 6.10 in H20 FURNACE P= 0.20 in H20 COAL P= 7.50 in H20 MILL IN= 280 F NOZZLE= 655 F																					
T WB(in)= 544 F T WB(out)= 544 F SAMPLE= 1318 F EXIT 1=1712 F EXIT 2=1770 F EXIT 3=1765 F EXIT 4=1744 F EXIT 5=1709 F EXIT 6=1769 F EXIT(27')= 1680 F LWS(8')=2293 F LWS(13')= 2281 F LWS(19')= 2054 F																					
SORBENT= VICRON SEC. INJECTION SORBENT LBS/HR=2488 SORBENT VELOCITY= 233 FT/SEC SORBENT AIR FLOW= 287 SCFM [Ca]/[S]= 3.26 LIMESTONE AT THROAT																					
VALID DATA POINT # 12 ELAPSED TIME, MIN 5 RECORD ON TRK 0 FILE 17																					

DATE : 09-17-85 NOZZL.DES. : BASELINE
SYSTEM : LWS-TNS. SEC.CONFGN : BASELINE
BURNER : DRB-4Bo MKB SPREADER : IMPELLER
FUEL : OHIO-PITT8 OIL CHECK : 1.90

PT#	TIME	LOAD MBTU/HR CALC MEAS	TA SCFM	PRIM	V-2	V-3	V-4	V-5	V-6	TOTAL	PRIM	SEC1	SEC2	PRIM	SEC1	SEC2(TOTAL)	O2	CO	CO2	NO	SO2
	OIL						FLOW SCFM					FLOW SCFM			SR (CUM)				MEASURED		
(%)	LOAD						TEMP (F)					TEMP (F)							CORR TO 0% O2		
												VELOCITY (FT/SEC)							CORR TO 3% O2		
541	15:28:48	79.7	13599	2446	3479	3425	3447	3445	0	16241	2446	4139	9657	0.18	0.48	1.19	3.5	20.0	15.2	650.0	2500.0
											145	543	544				0.0	24.0	18.2	780.0	3000.0
	0.0	72.9		289	636	638	639	635	482		68	54	95				3.0	20.6	15.6	668.6	2571.4
K-TRON= 6300 LBS/HR SLEEVE = -2.00 in IN REG= 20 (CCW)DEG OUT REG = 15 (CW)DEG SPREADER = 0.0 in P WB(out)= 6.10 in H20 FURNACE P= 0.20 in H20 COAL P= 7.50 in H20 MILL IN= 263 F NOZZLE= 647 F																					
T WB(in)= 543 F T WB(out)= 544 F SAMPLE= 1266 F EXIT 1=1652 F EXIT 2=1710 F EXIT 3=1708 F EXIT 4=1685 F EXIT 5=1643 F EXIT 6=1696 F EXIT(27')= 1620 F LWS(8')=2254 F LWS(13')= 2291 F LWS(19')= 2096 F																					
SORBENT LBS/HR= 0 SORBENT VELOCITY= 0 FT/SEC SORBENT AIR FLOW= 0 SCFM [Ca]/[S]= 0.00 BASELINE																					
VALID DATA POINT # 13 ELAPSED TIME, MIN 4 RECORD ON TRK 0 FILE 18																					
562	15:42:04	77.9	13299	2506	3512	3426	3430	3372	0	16246	2506	4122	9618	0.19	0.50	1.22	3.9	20.0	16.0	670.0	1350.0
											146	547	548				0.0	24.6	17.6	822.8	1657.9
	0.0	72.9		293	645	647	648	642	484		69	54	95				3.0	21.1	16.8	705.3	1421.1
K-TRON= 6300 LBS/HR SLEEVE = -2.00 in IN REG= 20 (CCW)DEG OUT REG = 15 (CW)DEG SPREADER = 0.0 in P WB(out)= 6.10 in H20 FURNACE P= 0.20 in H20 COAL P= 7.50 in H20 MILL IN= 280 F NOZZLE= 654 F																					
T WB(in)= 547 F T WB(out)= 548 F SAMPLE= 1308 F EXIT 1=1693 F EXIT 2=1748 F EXIT 3=1757 F EXIT 4=1706 F EXIT 5=1673 F EXIT 6=1733 F EXIT(27')= 1753 F LWS(8')=2299 F LWS(13')= 2311 F LWS(19')= 2088 F																					
SORBENT= VICRON 8FT. INJECTION SORBENT LBS/HR=2818 SORBENT VELOCITY= 48 FT/SEC SORBENT AIR FLOW= 284 SCFM [Ca]/[S]= 3.72 TEMP INJ(8ft) 114 F LIMESTONE 8FT LEVEL																					
VALID DATA POINT # 14 ELAPSED TIME, MIN 10 RECORD ON TRK 0 FILE 20																					
599	16:04:43	77.9	13291	2006	3492	3463	3491	3421	0	15873	2006	4160	9707	0.15	0.46	1.19	3.5	20.0	15.2	670.0	2500.0
											144	546	546				0.0	24.0	18.2	804.0	3000.0
	0.0	72.9		315	642	643	644	640	484		55	55	95				3.0	20.6	15.6	689.1	2571.4
K-TRON= 6300 LBS/HR SLEEVE = -2.00 in IN REG= 20 (CCW)DEG OUT REG = 15 (CW)DEG SPREADER = 0.0 in P WB(out)= 6.10 in H20 FURNACE P= 0.20 in H20 COAL P= 7.50 in H20 MILL IN= 280 F NOZZLE= 654 F																					
T WB(in)= 546 F T WB(out)= 546 F SAMPLE= 1262 F EXIT 1=1675 F EXIT 2=1735 F EXIT 3=1734 F EXIT 4=1702 F EXIT 5=1657 F EXIT 6=1714 F EXIT(27')= 918 F LWS(8')=2301 F LWS(13')= 2332 F LWS(19')= 2107 F																					
SORBENT LBS/HR= 0 SORBENT VELOCITY= 0 FT/SEC SORBENT AIR FLOW= 0 SCFM [Ca]/[S]= 0.00 BASELINE																					
VALID DATA POINT # 15 ELAPSED TIME, MIN 8 RECORD ON TRK 0 FILE 21																					
616	16:18:49	78.4	13380	2020	3460	3444	3459	3420	0	15803	2020	4135	9648	0.15	0.46	1.18	3.3	15.0	15.6	670.0	2100.0
											144	541	542				0.0	17.8	18.5	794.9	2491.5
	0.0	72.9		355	643	645	645	642	481		56	54	94				3.0	15.3	15.9	681.4	2135.6
K-TRON= 6300 LBS/HR SLEEVE = -2.00 in IN REG= 20 (CCW)DEG OUT REG = 15 (CW)DEG SPREADER = 0.0 in P WB(out)= 6.10 in H20 FURNACE P= 0.20 in H20 COAL P= 7.50 in H20 MILL IN= 280 F NOZZLE= 654 F																					
T WB(in)= 541 F T WB(out)= 542 F SAMPLE= 1274 F EXIT 1=1661 F EXIT 2=1713 F EXIT 3=1705 F EXIT 4=1688 F EXIT 5=1645 F EXIT 6=1697 F EXIT(27')= 1688 F LWS(8')=2250 F LWS(13')= 2277 F LWS(19')= 2051 F																					
SORBENT= VICRON MILL INJECTION SORBENT LBS/HR= 597 SORBENT VELOCITY= 56 FT/SEC SORBENT AIR FLOW= 267 SCFM [Ca]/[S]= 0.78 LIMESTONE AT MILL																					
VALID DATA POINT # 16 ELAPSED TIME, MIN 10 RECORD ON TRK 0 FILE 22																					
653	16:49:01	76.0	12971	2069	3497	3452	3507	3411	0	15936	2069	4160	9707	0.16	0.48	1.23	4.0	15.0	15.4	720.0	1350.0
											144	542	542				0.0	18.5	19.0	889.4	1667.6
	0.0	72.9		330	643	644	643	639	479		57	54	95				3.0	15.9	16.3	762.4	1429.4
K-TRON= 6300 LBS/HR SLEEVE = -2.00 in IN REG= 20 (CCW)DEG OUT REG = 15 (CW)DEG SPREADER = 0.0 in P WB(out)= 6.10 in H20 FURNACE P= 0.20 in H20 COAL P= 7.50 in H20 MILL IN= 280 F NOZZLE= 640 F																					
T WB(in)= 542 F T WB(out)= 542 F SAMPLE= 1295 F EXIT 1=1681 F EXIT 2=1705 F EXIT 3=1721 F EXIT 4=1682 F EXIT 5=1658 F EXIT 6=1707 F EXIT(27')= 1694 F LWS(8')=2224 F LWS(13')= 2222 F LWS(19')= 1977 F																					
SORBENT= VICRON MILL INJECTION SORBENT LBS/HR=2473 SORBENT VELOCITY= 57 FT/SEC SORBENT AIR FLOW= 269 SCFM [Ca]/[S]= 3.35 LIMESTONE AT MILL																					
VALID DATA POINT # 17 ELAPSED TIME, MIN 10 RECORD ON TRK 0 FILE 23																					
672	17:03:33	79.5	13563	1954	3547	3457	3506	3467	0	15931	1954	4193	9784	0.14	0.45	1.17	3.2	15.0	15.4	700.0	2500.0
											142	538	538				0.0	17.7	18.2	825.8	2949.4
	0.0	72.9		317	641	643	644	640	481		54	55	95				3.0	15.2	15.6	707.9	2528.1
K-TRON= 6300 LBS/HR SLEEVE = -2.00 in IN REG= 20 (CCW)DEG OUT REG = 15 (CW)DEG SPREADER = 0.0 in P WB(out)= 6.10 in H20 FURNACE P= 0.20 in H20 COAL P= 7.50 in H20 MILL IN= 285 F NOZZLE= 652 F																					
T WB(in)= 538 F T WB(out)= 538 F SAMPLE= 1304 F EXIT 1=1717 F EXIT 2=1745 F EXIT 3=1745 F EXIT 4=1719 F EXIT 5=1683 F EXIT 6=1740 F EXIT(27')= 1723 F LWS(8')=2301 F LWS(13')= 2328 F LWS(19')= 2109 F																					
SORBENT LBS/HR= 0 SORBENT VELOCITY= 0 FT/SEC SORBENT AIR FLOW= 0 SCFM [Ca]/[S]= 0.00 BASELINE																					
VALID DATA POINT # 18 ELAPSED TIME, MIN 5 RECORD ON TRK 0 FILE 24																					

APPENDIX C.2

80 x 10^6 Btu/HR BABCOCK-HITACHI NR BURNER VALID DATA SUMMARY

DATE : 09-20-88 NOZZL. DES. : PSR
SYSTEM : LWS-INS. SEC. CONFGN : ASP
BURNER : HNR-60 MK3 SPREADER : SWIRLER
FUEL : OHIO-PITTS OIL CHECK : -1. .42

PT#	TIME	LOAD MBTU/HR CALC	TA SCFM MEAS	PRIM	V-2	V-3	V-4	V-5	V-6	TOTAL	PRIM	SEC1	SEC2	PRIM	SEC1	SEC2(TOTAL)	O2	CO	CO2	NO	SO2
				FLOW SCFM							FLOW SCFM				SR (CUM)				MEASURED		
OIL (%)	LOAD			TEMP (F)							TEMP (F)								CORR TO 0% O2		
											VELOCITY (FT/SEC)								CORR TO 3% O2		
410	11:09:42	78.3	13364	2296	3446	3456	3460	3393	0	16051	2296	4126	9628	0.17	0.48	1.20	3.6	25.0	15.2	270.0	2600.0
											145	569	569				0.0	30.2	18.3	325.9	3137.9
0.0	0.0	72.9		328	648	645	646	642	527		70	55	97				3.0	25.9	15.7	279.3	2689.7
K-TRON= 6300 LBS/HR SLEEVE = -2.00 in IN REG= 20 (CCW)DEG OUT REG = 15 (CW)DEG SPREADER = -5.0 in P WB(out)= 6.50 in H20 FURNACE P= 0.40 in H20 COAL P= 4.60 in H20 MILL IN= 287 F MILL OUT= 152 F																					
T WB(in)= 569 F T WB(out)= 569 F SAMPLE= 1203 F EXIT 1=1746 F EXIT 2=1726 F EXIT 3=1725 F EXIT 4=1758 F EXIT 5=1711 F EXIT 6=1734 F EXIT(27')= 1572 F LWS(8')=2193 F LWS(13')= 2112 F LWS(19')= 2027 F																					
SORBENT LBS/HR= 0 SORBENT VELOCITY= 0 FT/SEC SORBENT AIR FLOW= 0 SCFM [Ca]/[S]= 0.00 BASELINE FULL LOAD																					
VALID DATA POINT # 1 ELAPSED TIME, MIN 5 RECORD ON TRK 0 FILE 25																					
446	11:34:51	78.9	13457	2335	3451	3465	3464	3357	0	16072	2335	4121	9616	0.17	0.48	1.19	3.5	15.0	15.4	305.0	2650.0
											148	578	578				0.0	18.0	18.5	366.0	3180.0
0.0	0.0	72.9		329	653	649	651	646	520		72	56	97				3.0	15.4	15.8	313.7	2725.7
K-TRON= 6300 LBS/HR SLEEVE = -2.00 in IN REG= 20 (CCW)DEG OUT REG = 30 (CW)DEG SPREADER = -5.0 in P WB(out)= 4.70 in H20 FURNACE P= 0.40 in H20 COAL P= 4.60 in H20 MILL IN= 291 F MILL OUT= 154 F																					
T WB(in)= 578 F T WB(out)= 578 F SAMPLE= 1186 F EXIT 1=1692 F EXIT 2=1669 F EXIT 3=1675 F EXIT 4=1679 F EXIT 5=1667 F EXIT 6=1677 F EXIT(27')= 1706 F LWS(8')=2162 F LWS(13')= 2075 F LWS(19')= 2001 F																					
SORBENT LBS/HR= 0 SORBENT VELOCITY= 0 FT/SEC SORBENT AIR FLOW= 0 SCFM [Ca]/[S]= 0.00 OUTER REGISTER ADJ.																					
VALID DATA POINT # 2 ELAPSED TIME, MIN 4 RECORD ON TRK 0 FILE 26																					
480	11:56:02	78.2	13342	2279	3483	3422	3464	3376	0	16023	2279	4123	9621	0.17	0.48	1.20	3.6	15.0	15.4	345.0	2600.0
											148	585	586				0.0	18.1	18.6	416.4	3137.9
0.0	0.0	72.9		333	655	652	655	650	511		70	56	98				3.0	15.5	15.9	356.9	2689.7
K-TRON= 6300 LBS/HR SLEEVE = -2.00 in IN REG= 20 (CCW)DEG OUT REG = 45 (CW)DEG SPREADER = -5.0 in P WB(out)= 4.70 in H20 FURNACE P= 0.40 in H20 COAL P= 4.60 in H20 MILL IN= 290 F MILL OUT= 152 F																					
T WB(in)= 585 F T WB(out)= 586 F SAMPLE= 1187 F EXIT 1=1686 F EXIT 2=1670 F EXIT 3=1682 F EXIT 4=1664 F EXIT 5=1685 F EXIT 6=1679 F EXIT(27')= 1787 F LWS(8')=2161 F LWS(13')= 2098 F LWS(19')= 1989 F																					
SORBENT LBS/HR= 0 SORBENT VELOCITY= 0 FT/SEC SORBENT AIR FLOW= 0 SCFM [Ca]/[S]= 0.00 OUTER REGISTER ADJ.																					
VALID DATA POINT # 3 ELAPSED TIME, MIN 4 RECORD ON TRK 0 FILE 27																					
506	12:12:28	79.3	13539	2314	3435	3489	3513	3418	0	16170	2314	4157	9699	0.17	0.48	1.19	3.5	15.0	15.4	280.0	2650.0
											148	586	586				0.0	18.0	18.5	336.0	3180.0
0.0	0.0	72.9		332	652	649	652	649	506		71	57	99				3.0	15.4	15.8	288.0	2725.7
K-TRON= 6300 LBS/HR SLEEVE = -2.00 in IN REG= 20 (CW)DEG OUT REG = 45 (CW)DEG SPREADER = -5.0 in P WB(out)= 4.70 in H20 FURNACE P= 0.40 in H20 COAL P= 4.60 in H20 MILL IN= 292 F MILL OUT= 153 F																					
T WB(in)= 586 F T WB(out)= 586 F SAMPLE= 1189 F EXIT 1=1674 F EXIT 2=1687 F EXIT 3=1678 F EXIT 4=1694 F EXIT 5=1696 F EXIT 6=1691 F EXIT(27')= 1756 F LWS(8')=2178 F LWS(13')= 2058 F LWS(19')= 2022 F																					
SORBENT LBS/HR= 0 SORBENT VELOCITY= 0 FT/SEC SORBENT AIR FLOW= 0 SCFM [Ca]/[S]= 0.00 INNER REGISTER ADJ.																					
VALID DATA POINT # 4 ELAPSED TIME, MIN 8 RECORD ON TRK 0 FILE 28																					
542	12:40:49	79.3	13527	2261	3509	3500	3523	3363	0	16156	2261	4168	9726	0.17	0.48	1.19	3.5	20.0	15.4	245.0	2750.0
											154	580	580				0.0	24.0	18.5	294.0	3300.0
0.0	0.0	72.9		341	654	650	652	649	509		70	56	99				3.0	20.6	15.8	252.0	2828.6
K-TRON= 6300 LBS/HR SLEEVE = -2.00 in IN REG= 20 (CW)DEG OUT REG = 30 (CW)DEG SPREADER = -5.0 in P WB(out)= 4.00 in H20 FURNACE P= 0.40 in H20 COAL P= 4.60 in H20 MILL IN= 299 F MILL OUT= 160 F																					
T WB(in)= 580 F T WB(out)= 580 F SAMPLE= 1194 F EXIT 1=1658 F EXIT 2=1683 F EXIT 3=1695 F EXIT 4=1701 F EXIT 5=1718 F EXIT 6=1713 F EXIT(27')= 1738 F LWS(8')=2214 F LWS(13')= 2202 F LWS(19')= 2063 F																					
SORBENT LBS/HR= 0 SORBENT VELOCITY= 0 FT/SEC SORBENT AIR FLOW= 0 SCFM [Ca]/[S]= 0.00 OUTER REGISTER ADJ.																					
VALID DATA POINT # 5 ELAPSED TIME, MIN 5 RECORD ON TRK 0 FILE 29																					
581	13:06:47	79.1	13502	2235	3473	3466	3517	3434	0	16126	2235	4167	9723	0.17	0.47	1.19	3.5	20.0	15.2	270.0	2600.0
											155	579	580				0.0	24.8	18.2	324.0	3120.0
0.0	0.0	72.9		341	649	646	648	645	517		69	56	99				3.0	20.6	15.6	277.7	2674.3
K-TRON= 6300 LBS/HR SLEEVE = -2.00 in IN REG= 20 (CW)DEG OUT REG = 15 (CW)DEG SPREADER = -5.0 in P WB(out)= 5.50 in H20 FURNACE P= 0.40 in H20 COAL P= 4.60 in H20 MILL IN= 300 F MILL OUT= 159 F																					
T WB(in)= 579 F T WB(out)= 580 F SAMPLE= 1227 F EXIT 1=1723 F EXIT 2=1777 F EXIT 3=1740 F EXIT 4=1772 F EXIT 5=1795 F EXIT 6=1776 F EXIT(27')= 1784 F LWS(8')=2242 F LWS(13')= 2207 F LWS(19')= 2076 F																					
SORBENT LBS/HR= 0 SORBENT VELOCITY= 0 FT/SEC SORBENT AIR FLOW= 0 SCFM [Ca]/[S]= 0.00 OUTER REGISTER ADJ.																					
VALID DATA POINT # 6 ELAPSED TIME, MIN 10 RECORD ON TRK 0 FILE 30																					

DATE	:	09-20-85	NOZZL. DES.	:	FSR
SYSTEM	:	LWS-INS.	SEC. CONFGN	:	ASP
BURNER	:	HNR-80 MK8	SPREADER	:	SWIRLER
FUEL	:	OHIO-PITT8	OIL CHECK	:	1.142

PT#	TIME	LOAD MBTU/HR CALC	TA SCFM	PRIM	V-2	V-3	V-4	V-5	V-6	TOTAL	PRIM	SEC1	SEC2	PRIM	SEC1	SEC2(TOTAL)	O2	CO	CO2	NO	SO2
	OIL						FLOW SCFM					FLOW SCFM			SR (CUM)				MEASURED		
(Z)	LOAD	MEAS					TEMP (F)					TEMP (F)							CORR TO 0Z O2		
												VELOCITY (FT/SEC)							CORR TO 3Z O2		
617	13:29:46	78.7	13427	2219	3463	3473	3465	3416	0	16036	2219	4145	9672	0.17	0.47	1.19	3.5	15.0	15.2	275.0	2550.0
											153	578	578				0.0	18.0	18.2	330.0	3060.0
0.0	0.0	72.9		343	647	645	647	644	515		69	56	98				3.0	15.4	15.6	282.9	2622.9
K-TRON= 6300 LBS/HR SLEEVE = -2.00 in IN REG= 20 (CW)DEG OUT REG = 15 (CW)DEG SPREADER = -10.0 in P WB(out)= 5.40 in H20 FURNACE P= 0.40 in H20 COAL P= 4.50 in H20 MILL IN= 300 F MILL OUT= 158 F																					
T WB(in)= 578 F T WB(out)= 578 F SAMPLE= 1204 F EXIT 1=1704 F EXIT 2=1746 F EXIT 3=1734 F EXIT 4=1760 F EXIT 5=1771 F EXIT 6=1769 F EXIT(27')= 1688 F LWS(8')=2222 F LWS(13')= 2182 F LWS(19')= 2067 F																					
SORBENT LBS/HR= 0 SORBENT VELOCITY= 0 FT/SEC SORBENT AIR FLOW= 0 SCFM [Ca]/[S]= 0.00 SPREADER ADJ.																					
VALID DATA POINT # 7 ELAPSED TIME, MIN 5 RECORD ON TRK 0 FILE 31																					
653	13:52:08	78.5	13395	2287	3485	3429	3469	3417	0	16087	2287	4140	9668	0.17	0.48	1.20	3.6	15.0	15.2	255.0	2500.0
											152	568	568				0.0	18.1	18.3	307.8	3017.2
0.0	0.0	72.9		343	649	645	647	644	507		71	55	97				3.0	15.5	15.7	263.8	2586.2
K-TRON= 6300 LBS/HR SLEEVE = -2.00 in IN REG= 20 (CW)DEG OUT REG = 30 (CW)DEG SPREADER = -10.0 in P WB(out)= 4.20 in H20 FURNACE P= 0.40 in H20 COAL P= 4.50 in H20 MILL IN= 298 F MILL OUT= 158 F																					
T WB(in)= 568 F T WB(out)= 568 F SAMPLE= 1190 F EXIT 1=1625 F EXIT 2=1671 F EXIT 3=1686 F EXIT 4=1692 F EXIT 5=1717 F EXIT 6=1706 F EXIT(27')= 1352 F LWS(8')=2221 F LWS(13')= 2204 F LWS(19')= 2069 F																					
SORBENT LBS/HR= 0 SORBENT VELOCITY= 0 FT/SEC SORBENT AIR FLOW= 0 SCFM [Ca]/[S]= 0.00 OUTER REGISTER ADJ.																					
VALID DATA POINT # 8 ELAPSED TIME, MIN 5 RECORD ON TRK 0 FILE 32																					
671	14:03:56	78.8	13451	2230	3485	3502	3484	3363	0	16065	2230	4150	9684	0.17	0.47	1.19	3.5	15.0	15.4	270.0	2550.0
											155	569	569				0.0	18.0	18.5	324.0	3060.0
0.0	0.0	72.9		347	648	645	647	644	502		69	56	97				3.0	15.4	15.8	277.7	2622.9
K-TRON= 6300 LBS/HR SLEEVE = -2.00 in IN REG= 20 (CW)DEG OUT REG = 45 (CW)DEG SPREADER = -10.0 in P WB(out)= 4.20 in H20 FURNACE P= 0.40 in H20 COAL P= 4.50 in H20 MILL IN= 303 F MILL OUT= 160 F																					
T WB(in)= 569 F T WB(out)= 569 F SAMPLE= 1213 F EXIT 1=1712 F EXIT 2=1719 F EXIT 3=1708 F EXIT 4=1737 F EXIT 5=1716 F EXIT 6=1732 F EXIT(27')= 1675 F LWS(8')=2213 F LWS(13')= 2200 F LWS(19')= 2038 F																					
SORBENT LBS/HR= 0 SORBENT VELOCITY= 0 FT/SEC SORBENT AIR FLOW= 0 SCFM [Ca]/[S]= 0.00 OUTER REGISTER ADJ.																					
VALID DATA POINT # 9 ELAPSED TIME, MIN 5 RECORD ON TRK 0 FILE 33																					
719	14:33:40	78.7	13432	2250	3489	3480	3507	3405	0	16132	2250	4164	9717	0.17	0.48	1.20	3.6	15.0	15.0	330.0	2550.0
											154	580	581				0.0	18.1	18.1	398.3	3077.6
0.0	0.0	72.9		343	645	643	646	643	501		70	56	99				3.0	15.5	15.5	341.4	2637.9
K-TRON= 6300 LBS/HR SLEEVE = -2.00 in IN REG= 20 (CCW)DEG OUT REG = 45 (CW)DEG SPREADER = -10.0 in P WB(out)= 4.20 in H20 FURNACE P= 0.40 in H20 COAL P= 4.50 in H20 MILL IN= 297 F MILL OUT= 159 F																					
T WB(in)= 580 F T WB(out)= 581 F SAMPLE= 1211 F EXIT 1=1721 F EXIT 2=1684 F EXIT 3=1708 F EXIT 4=1683 F EXIT 5=1718 F EXIT 6=1710 F EXIT(27')= 1710 F LWS(8')=2195 F LWS(13')= 2158 F LWS(19')= 2008 F																					
SORBENT LBS/HR= 0 SORBENT VELOCITY= 0 FT/SEC SORBENT AIR FLOW= 0 SCFM [Ca]/[S]= 0.00 INNER REGISTER ADJ.																					
VALID DATA POINT # 10 ELAPSED TIME, MIN 8 RECORD ON TRK 0 FILE 34																					
742	14:50:17	79.6	13589	2188	3525	3540	3538	3438	0	16229	2188	4212	9829	0.16	0.47	1.19	3.5	15.0	15.0	310.0	2550.0
											152	577	578				0.0	18.0	18.0	372.0	3060.0
0.0	0.0	72.9		346	646	643	646	642	507		68	57	100				3.0	15.4	15.4	318.9	2622.9
K-TRON= 6300 LBS/HR SLEEVE = -2.00 in IN REG= 20 (CCW)DEG OUT REG = 30 (CW)DEG SPREADER = -10.0 in P WB(out)= 4.40 in H20 FURNACE P= 0.40 in H20 COAL P= 4.50 in H20 MILL IN= 297 F MILL OUT= 156 F																					
T WB(in)= 577 F T WB(out)= 578 F SAMPLE= 1220 F EXIT 1=1733 F EXIT 2=1717 F EXIT 3=1718 F EXIT 4=1729 F EXIT 5=1719 F EXIT 6=1731 F EXIT(27')= 1705 F LWS(8')=2226 F LWS(13')= 2197 F LWS(19')= 2040 F																					
SORBENT LBS/HR= 0 SORBENT VELOCITY= 0 FT/SEC SORBENT AIR FLOW= 0 SCFM [Ca]/[S]= 0.00 OUTER REGISTER ADJ.																					
VALID DATA POINT # 11 ELAPSED TIME, MIN 5 RECORD ON TRK 0 FILE 35																					
753	14:59:32	79.1	13498	2257	3465	3481	3473	3444	0	16121	2257	4159	9704	0.17	0.48	1.19	3.5	15.0	14.6	275.0	2500.0
											153	573	573				0.0	18.0	17.5	330.0	3000.0
0.0	0.0	72.9		342	646	643	646	642	513		70	56	98				3.0	15.4	15.0	282.9	2571.4
K-TRON= 6300 LBS/HR SLEEVE = -2.00 in IN REG= 20 (CCW)DEG OUT REG = 15 (CW)DEG SPREADER = -10.0 in P WB(out)= 6.40 in H20 FURNACE P= 0.40 in H20 COAL P= 4.50 in H20 MILL IN= 294 F MILL OUT= 157 F																					
T WB(in)= 573 F T WB(out)= 573 F SAMPLE= 1223 F EXIT 1=1748 F EXIT 2=1707 F EXIT 3=1702 F EXIT 4=1735 F EXIT 5=1698 F EXIT 6=1716 F EXIT(27')= 1733 F LWS(8')=2220 F LWS(13')= 2192 F LWS(19')= 2051 F																					
SORBENT LBS/HR= 0 SORBENT VELOCITY= 0 FT/SEC SORBENT AIR FLOW= 0 SCFM [Ca]/[S]= 0.00 OUTER REGISTER ADJ.																					
VALID DATA POINT # 12 ELAPSED TIME, MIN 3 RECORD ON TRK 0 FILE 37																					

DATE	:	09-23-85	NOZZL. DES.	:	FSR
SYSTEM	:	LWS-INS.	SEC. CONFGN	:	ASP
BURNER	:	HNR-80 MKB	SPREADER	:	SWIRLER
FUEL	:	OHIO-PITT8	OIL CHECK	:	4.27

PT#	TIME	LOAD MBTU/HR	TA	PRIM	V-2	V-3	V-4	V-5	V-6	TOTAL	PRIM	SEC1	SEC2	PRIM	SEC1	SEC2(TOTAL)	O2	CO	CO2	NO	SO2
OIL		CALC	SCFM				FLOW SCFM					FLOW SCFM			SR (CUM)				MEASURED		
(%)	LOAD	MEAS					TEMP (F)					TEMP (F)							CORR TO 0% O2		
												VELOCITY (FT/SEC)							CORR TO 3% O2		
256	11:07:12	81.7	13949	2237	3384	3455	3471	3574	0	16121	2237	4165	9719	0.16	0.46	1.16	2.9	20.0	15.8	255.0	2650.0
											154	557	558				0.0	23.2	18.3	295.9	3074.6
0.0	0.0	71.8		342	629	627	630	627	498		69	55	97				3.0	19.9	15.7	253.6	2635.4
K-TRON= 6200 LBS/HR SLEEVE = -2.00 in IN REG= 20 (CCW)DEG OUT REG = 15 (CW)DEG SPREADER = -5.0 in P WB(out)= 6.00 in H20 FURNACE P= 0.30 in H20 COAL P= 4.50 in H20 MILL IN= 302 F MILL OUT= 159 F																					
T WB(in)= 557 F T WB(out)= 558 F SAMPLE= 1165 F EXIT 1=1622 F EXIT 2=1606 F EXIT 3=1631 F EXIT 4=1604 F EXIT 5=1635 F EXIT 6=1643 F EXIT(27')= 1619 F LWS(8')=2139 F LWS(13')= 2150 F LWS(19')= 1979 F																					
SORBENT LBS/HR= 0 SORBENT VELOCITY= 0 FT/SEC SORBENT AIR FLOW= 0 SCFM [Ca]/[S]= 0.00 FULL LOAD																					
VALID DATA POINT # 1 ELAPSED TIME, MIN 5 RECORD ON TRK 0 FILE 38																					
272	11:19:04	75.2	12826	2209	3448	3451	3498	3618	0	16224	2209	4205	9811	0.17	0.50	1.26	4.5	20.0	14.4	270.0	2350.0
											152	559	560				0.0	25.5	18.3	343.6	2990.9
0.0	0.0	71.8		355	624	622	625	622	495		68	56	98				3.0	21.8	15.7	294.5	2563.6
K-TRON= 6200 LBS/HR SLEEVE = -2.00 in IN REG= 20 (CCW)DEG OUT REG = 15 (CW)DEG SPREADER = -5.0 in P WB(out)= 6.00 in H20 FURNACE P= 0.30 in H20 COAL P= 4.50 in H20 MILL IN= 311 F MILL OUT= 159 F																					
T WB(in)= 559 F T WB(out)= 560 F SAMPLE= 1171 F EXIT 1=1659 F EXIT 2=1640 F EXIT 3=1677 F EXIT 4=1645 F EXIT 5=1656 F EXIT 6=1676 F EXIT(27')= 1679 F LWS(8')=2166 F LWS(13')= 2151 F LWS(19')= 1974 F																					
SORBENT LBS/HR= 0 SORBENT VELOCITY= 0 FT/SEC SORBENT AIR FLOW= 0 SCFM [Ca]/[S]= 0.00 FULL LOAD																					
VALID DATA POINT # 2 ELAPSED TIME, MIN 5 RECORD ON TRK 0 FILE 39																					
279	11:23:27	78.9	13468	2188	3396	3443	3475	3584	0	16085	2188	4169	9728	0.16	0.47	1.19	3.5	20.0	15.4	260.0	2650.0
											153	557	558				0.0	24.8	18.5	312.0	3180.0
0.0	0.0	71.8		365	624	622	624	622	493		68	55	97				3.0	20.6	15.8	267.4	2725.7
K-TRON= 6200 LBS/HR SLEEVE = -2.00 in IN REG= 20 (CCW)DEG OUT REG = 15 (CW)DEG SPREADER = -5.0 in P WB(out)= 6.00 in H20 FURNACE P= 0.30 in H20 COAL P= 4.50 in H20 MILL IN= 317 F MILL OUT= 158 F																					
T WB(in)= 557 F T WB(out)= 558 F SAMPLE= 1178 F EXIT 1=1677 F EXIT 2=1657 F EXIT 3=1676 F EXIT 4=1675 F EXIT 5=1668 F EXIT 6=1686 F EXIT(27')= 1658 F LWS(8')=2191 F LWS(13')= 2146 F LWS(19')= 1986 F																					
SORBENT LBS/HR= 0 SORBENT VELOCITY= 0 FT/SEC SORBENT AIR FLOW= 0 SCFM [Ca]/[S]= 0.00 BASELINE																					
VALID DATA POINT # 3 ELAPSED TIME, MIN 4 RECORD ON TRK 0 FILE 40																					
345	12:07:33	79.4	13548	2229	3459	3440	3457	3506	0	16091	2229	4159	9703	0.16	0.47	1.19	3.4	25.0	15.2	310.0	2650.0
											155	562	562				0.0	29.8	18.1	369.9	3161.9
0.0	0.0	71.8		343	630	628	631	628	483		69	55	97				3.0	25.6	15.5	317.0	2710.2
K-TRON= 6200 LBS/HR SLEEVE = -2.00 in IN REG= 20 (CCW)DEG OUT REG = 30 (CW)DEG SPREADER = -5.0 in P WB(out)= 4.60 in H20 FURNACE P= 0.25 in H20 COAL P= 4.50 in H20 MILL IN= 303 F MILL OUT= 161 F																					
T WB(in)= 562 F T WB(out)= 562 F SAMPLE= 1165 F EXIT 1=1660 F EXIT 2=1648 F EXIT 3=1670 F EXIT 4=1649 F EXIT 5=1633 F EXIT 6=1661 F EXIT(27')= 1666 F LWS(8')=2197 F LWS(13')= 2143 F LWS(19')= 1963 F																					
SORBENT LBS/HR= 0 SORBENT VELOCITY= 0 FT/SEC SORBENT AIR FLOW= 0 SCFM [Ca]/[S]= 0.00 OUTER REGISTER ADJ.																					
VALID DATA POINT # 4 ELAPSED TIME, MIN 5 RECORD ON TRK 0 FILE 41																					
366	12:20:42	79.4	13557	2195	3529	3511	3505	3542	0	16282	2195	4226	9861	0.16	0.47	1.20	3.6	25.0	14.6	275.0	2600.0
											156	567	567				0.0	30.2	17.6	331.9	3137.9
0.0	0.0	71.8		348	631	628	631	628	485		68	57	99				3.0	25.9	15.1	284.5	2689.7
K-TRON= 6200 LBS/HR SLEEVE = -2.00 in IN REG= 20 (CW)DEG OUT REG = 30 (CW)DEG SPREADER = -5.0 in P WB(out)= 4.60 in H20 FURNACE P= 0.25 in H20 COAL P= 4.50 in H20 MILL IN= 302 F MILL OUT= 161 F																					
T WB(in)= 567 F T WB(out)= 567 F SAMPLE= 1178 F EXIT 1=1667 F EXIT 2=1650 F EXIT 3=1659 F EXIT 4=1671 F EXIT 5=1655 F EXIT 6=1666 F EXIT(27')= 1678 F LWS(8')=2136 F LWS(13')= 2082 F LWS(19')= 1958 F																					
SORBENT LBS/HR= 0 SORBENT VELOCITY= 0 FT/SEC SORBENT AIR FLOW= 0 SCFM [Ca]/[S]= 0.00 INNER REGISTER ADJ.																					
VALID DATA POINT # 5 ELAPSED TIME, MIN 6 RECORD ON TRK 0 FILE 42																					
393	12:38:52	78.5	13405	2311	3426	3413	3479	3470	0	16099	2311	4136	9652	0.17	0.48	1.20	3.6	25.0	15.0	295.0	2600.0
											155	563	564				0.0	30.2	18.1	356.0	3137.9
0.0	0.0	71.8		334	624	623	625	623	490		72	55	96				3.0	25.9	15.5	305.2	2689.7
K-TRON= 6200 LBS/HR SLEEVE = -0.50 in IN REG= 20 (CW)DEG OUT REG = 15 (CW)DEG SPREADER = -10.0 in P WB(out)= 7.90 in H20 FURNACE P= 0.25 in H20 COAL P= 4.50 in H20 MILL IN= 300 F MILL OUT= 160 F																					
T WB(in)= 563 F T WB(out)= 564 F SAMPLE= 1177 F EXIT 1=1642 F EXIT 2=1670 F EXIT 3=1643 F EXIT 4=1682 F EXIT 5=1600 F EXIT 6=1655 F EXIT(27')= 849 F LWS(8')=2168 F LWS(13')= 2104 F LWS(19')= 1985 F																					
SORBENT LBS/HR= 0 SORBENT VELOCITY= 0 FT/SEC SORBENT AIR FLOW= 0 SCFM [Ca]/[S]= 0.00 ADJ. OUTER REG, SLEEVE, AND SPREADER																					
VALID DATA POINT # 6 ELAPSED TIME, MIN 10 RECORD ON TRK 0 FILE 43																					

DATE : 09-23-85 NOZZL.DES. : FSR
SYSTEM : LWS-INS. SEC.CONFGN : ASP
BURNER : HNR-80 MK3 SPREADER : SWIRLER
FUEL : OHIO-PITT8 OIL CHECK : 4.27

PT#	TIME	LOAD MBTU/HR CALC MEAS	TA SCFM	PRIM	V-2	V-3	V-4	V-5	V-6	TOTAL	PRIM	SEC1	SEC2	PRIM	SEC1	SEC2(TOTAL)	O2	CO	CO2	NO	SO2
				FLOW SCFM							FLOW SCFM			SR (CUM)			MEASURED				
OIL (%)	LOAD			TEMP (F)							TEMP (F)						CORR TO 0% O2				
											VELOCITY (FT/SEC)						CORR TO 3% O2				
513	13:53:14	78.8	13449	2393	3396	3413	3473	3477	0	16152	2393	4128	9631	0.18	0.48	1.20	3.6	20.0	15.0	305.0	2650.0
											149	563	564				0.0	24.1	18.1	368.1	3198.3
0.0	0.0	71.8		335	623	622	624	622	496		74	55	96				3.0	20.7	15.5	315.5	2741.4
K-TRON= 6200 LBS/HR SLEEVE = -0.50 in IN REG= 10 (CW)DEG OUT REG = 15 (CW)DEG SPREADER = -10.0 in P WB(out)= 7.90 in H20 FURNACE P= 0.38 in H20 COAL P= 4.50 in H20 MILL IN= 298 F MILL OUT= 156 F																					
T WB(in)= 563 F T WB(out)= 564 F SAMPLE= 1180 F EXIT 1=1640 F EXIT 2=1671 F EXIT 3=1644 F EXIT 4=1695 F EXIT 5=1594 F EXIT 6=1656 F EXIT(27')= 1619 F LWS(8')=2162 F LWS(13')= 2104 F LWS(19')= 2014 F																					
SORBENT LBS/HR= 0 SORBENT VELOCITY= 0 FT/SEC SORBENT AIR FLOW= 0 SCFM [Cal/IS]= 0.00 INNER REGISTER ADJ.																					
VALID DATA POINT # 7 ELAPSED TIME, MIN 5 RECORD ON TRK 0 FILE 44																					
552	14:23:18	78.3	13360	2318	3414	3413	3445	3454	0	16045	2318	4118	9609	0.17	0.48	1.20	3.6	20.0	14.8	300.0	2650.0
											155	568	569				0.0	24.1	17.9	362.1	3198.3
0.0	0.0	72.9		348	624	623	627	624	489		72	55	96				3.0	20.7	15.3	310.3	2741.4
K-TRON= 6300 LBS/HR SLEEVE = -0.50 in IN REG= 30 (CW)DEG OUT REG = 15 (CW)DEG SPREADER = -10.0 in P WB(out)= 7.70 in H20 FURNACE P= 0.38 in H20 COAL P= 4.50 in H20 MILL IN= 311 F MILL OUT= 161 F																					
T WB(in)= 568 F T WB(out)= 569 F SAMPLE= 1176 F EXIT 1=1637 F EXIT 2=1665 F EXIT 3=1633 F EXIT 4=1685 F EXIT 5=1599 F EXIT 6=1655 F EXIT(27')= 1629 F LWS(8')=2155 F LWS(13')= 2116 F LWS(19')= 2014 F																					
SORBENT LBS/HR= 0 SORBENT VELOCITY= 0 FT/SEC SORBENT AIR FLOW= 0 SCFM [Cal/IS]= 0.00 INNER REGISTER ADJ.																					
VALID DATA POINT # 8 ELAPSED TIME, MIN 5 RECORD ON TRK 0 FILE 45																					
593	14:47:15	79.8	13612	2347	3461	3460	3536	3544	0	16348	2347	4200	9801	0.17	0.48	1.20	3.6	20.0	14.6	340.0	2625.0
											157	561	562				0.0	24.1	17.6	410.3	3168.1
1.0	0.0	71.8		302	620	620	624	620	488		73	56	98				3.0	20.7	15.1	351.7	2715.5
K-TRON= 6200 LBS/HR SLEEVE = -0.25 in IN REG= 10 (CW)DEG OUT REG = 15 (CW)DEG SPREADER = -10.0 in P WB(out)= 8.90 in H20 FURNACE P= 0.38 in H20 COAL P= 4.50 in H20 MILL IN= 277 F MILL OUT= 162 F																					
T WB(in)= 561 F T WB(out)= 562 F SAMPLE= 1207 F EXIT 1=1685 F EXIT 2=1702 F EXIT 3=1684 F EXIT 4=1713 F EXIT 5=1601 F EXIT 6=1680 F EXIT(27')= 1612 F LWS(8')=2194 F LWS(13')= 2130 F LWS(19')= 2053 F																					
SORBENT LBS/HR= 0 SORBENT VELOCITY= 0 FT/SEC SORBENT AIR FLOW= 0 SCFM [Cal/IS]= 0.00 ADJUST SLEEVE																					
VALID DATA POINT # 9 ELAPSED TIME, MIN 5 RECORD ON TRK 0 FILE 46																					
644	15:21:04	79.7	13596	2428	3374	3391	3402	3464	0	16059	2428	4089	9542	0.18	0.48	1.18	3.3	15.0	15.4	335.0	2700.0
											153	559	559				0.0	17.8	18.3	397.5	3203.4
0.0	0.0	71.8		286	619	619	624	621	478		75	54	95				3.0	15.3	15.7	340.7	2745.8
K-TRON= 6200 LBS/HR SLEEVE = 0.00 in IN REG= 10 (CW)DEG OUT REG = 15 (CW)DEG SPREADER = -10.0 in P WB(out)= 8.90 in H20 FURNACE P= 0.30 in H20 COAL P= 4.50 in H20 MILL IN= 259 F MILL OUT= 154 F																					
T WB(in)= 559 F T WB(out)= 559 F SAMPLE= 1199 F EXIT 1=1665 F EXIT 2=1700 F EXIT 3=1685 F EXIT 4=1727 F EXIT 5=1613 F EXIT 6=1677 F EXIT(27')= 1615 F LWS(8')=2189 F LWS(13')= 2132 F LWS(19')= 2051 F																					
SORBENT LBS/HR= 0 SORBENT VELOCITY= 0 FT/SEC SORBENT AIR FLOW= 0 SCFM [Cal/IS]= 0.00 ADJUST SLEEVE																					
VALID DATA POINT # 10 ELAPSED TIME, MIN 7 RECORD ON TRK 0 FILE 47																					
659	15:31:25	79.0	13489	2336	3446	3395	3461	3472	0	16109	2336	4132	9642	0.17	0.48	1.19	3.5	15.0	15.0	290.0	2550.0
											152	555	555				0.0	18.0	18.0	348.0	3060.0
0.0	0.0	71.8		291	619	619	624	620	468		72	55	95				3.0	15.4	15.4	298.3	2622.9
K-TRON= 6200 LBS/HR SLEEVE = -1.00 in IN REG= 10 (CW)DEG OUT REG = 15 (CW)DEG SPREADER = -10.0 in P WB(out)= 7.20 in H20 FURNACE P= 0.30 in H20 COAL P= 4.50 in H20 MILL IN= 261 F MILL OUT= 152 F																					
T WB(in)= 555 F T WB(out)= 555 F SAMPLE= 1208 F EXIT 1=1698 F EXIT 2=1700 F EXIT 3=1744 F EXIT 4=1695 F EXIT 5=1610 F EXIT 6=1692 F EXIT(27')= 1659 F LWS(8')=2210 F LWS(13')= 2120 F LWS(19')= 2038 F																					
SORBENT LBS/HR= 0 SORBENT VELOCITY= 0 FT/SEC SORBENT AIR FLOW= 0 SCFM [Cal/IS]= 0.00 ADJUST SLEEVE																					
VALID DATA POINT # 11 ELAPSED TIME, MIN 5 RECORD ON TRK 0 FILE 48																					
687	15:49:59	79.1	13499	2328	3398	3423	3478	3495	0	16122	2328	4138	9656	0.17	0.48	1.19	3.5	15.0	15.0	270.0	2550.0
											151	558	559				0.0	18.0	18.0	324.0	3060.0
0.0	0.0	71.8		295	620	620	624	621	472		72	55	96				3.0	15.4	15.4	277.7	2622.9
K-TRON= 6200 LBS/HR SLEEVE = -2.00 in IN REG= 10 (CW)DEG OUT REG = 15 (CW)DEG SPREADER = -10.0 in P WB(out)= 6.00 in H20 FURNACE P= 0.25 in H20 COAL P= 4.50 in H20 MILL IN= 264 F MILL OUT= 151 F																					
T WB(in)= 558 F T WB(out)= 559 F SAMPLE= 1216 F EXIT 1=1703 F EXIT 2=1711 F EXIT 3=1743 F EXIT 4=1698 F EXIT 5=1596 F EXIT 6=1692 F EXIT(27')= 1680 F LWS(8')=2299 F LWS(13')= 2212 F LWS(19')= 2124 F																					
SORBENT LBS/HR= 0 SORBENT VELOCITY= 0 FT/SEC SORBENT AIR FLOW= 0 SCFM [Cal/IS]= 0.00 ADJUST SLEEVE																					
VALID DATA POINT # 12 ELAPSED TIME, MIN 5 RECORD ON TRK 0 FILE 49																					

DATE	: 09-24-85	NOZZL. DES.	: FSR
SYSTEM	: LWS-INS.	SEC. CONFGN	: ASP
BURNER	: HNR-80 MK8	SPREADER	: DIFFUSER
FUEL	: OHIO-PITTS	OIL CHECK	: 0.24

PT# OIL (%)	TIME LOAD	LOAD MBTU/HR CALC MEAS	TA SCFM	PRIM	V-2	V-3	V-4	V-5	V-6	TOTAL	PRIM	SEC1	SEC2	PRIM	SEC1	SEC2(TOTAL)	O2	CO	CO2	NO	SO2
				FLOW SCFM							FLOW SCFM				SR (CUM)		MEASURED				
				TEMP (F)							TEMP (F)						CORR TO 0% O2				
											VELOCITY (FT/SEC)						CORR TO 3% O2				
235	14:16:57	79.3	13532	2353	3499	3514	3425	3461	0	16252	2565	4151	9685	0.19	0.49	1.20	3.6	35.0	14.6	215.0	2550.0
											143	562	562				0.0	42.2	17.6	259.5	3077.6
0.0	0.0	72.9		292	625	624	626	624	529		78	55	97				3.0	36.2	15.1	222.4	2637.9

K-TRON= 6300 LBS/HR SLEEVE = -2.00 in IN REG= 10 (CW)DEG OUT REG = 15 (CW)DEG P WB(in)= 6.60 in H2O P WB(out)= 6.30 in H2O FURNACE P= 0.20 in H2O COAL P= 5.50 in H2O MILL IN= 267 F MILL OUT= 146 F
T WB(in)= 562 F T WB(out)= 562 F SAMPLE= 1169 F EXIT 1=1652 F EXIT 2=1646 F EXIT 3=1618 F EXIT 4=1660 F EXIT 5=1594 F EXIT 6=1640 F EXIT(27')= 1623 F LWS(8')=2102 F LWS(13')= 1986 F LWS(19')= 1910 F
SORBENT LBS/HR= 0 SORBENT VELOCITY= 0 FT/SEC SORBENT AIR FLOW= 0 SCFM (Ca)/(S)= 0.00
VALID DATA POINT # 1 ELAPSED TIME, MIN 5 RECORD ON TRK 0 FILE 50

264	14:32:42	77.9	13298	2498	3389	3407	3307	3369	0	15971	2498	4042	9431	0.19	0.49	1.20	3.6	45.0	14.8	230.0	2650.0
											139	542	542				0.0	54.3	17.9	277.6	3198.3
0.0	0.0	72.9		278	614	613	617	613	517		76	53	92				3.0	46.6	15.3	237.9	2741.4

K-TRON= 6300 LBS/HR SLEEVE = -0.50 in IN REG= 10 (CW)DEG OUT REG = 10 (CW)DEG P WB(in)= 9.80 in H2O P WB(out)= 9.60 in H2O FURNACE P= 0.19 in H2O COAL P= 5.30 in H2O MILL IN= 255 F MILL OUT= 144 F
T WB(in)= 542 F T WB(out)= 542 F SAMPLE= 1157 F EXIT 1=1613 F EXIT 2=1649 F EXIT 3=1615 F EXIT 4=1649 F EXIT 5=1538 F EXIT 6=1609 F EXIT(27')= 1590 F LWS(8')=2112 F LWS(13')= 2023 F LWS(19')= 1941 F
SORBENT LBS/HR= 0 SORBENT VELOCITY= 0 FT/SEC SORBENT AIR FLOW= 0 SCFM (Ca)/(S)= 0.00 SLEEVE ADJ. AND OUTER REG. ADJ.
VALID DATA POINT # 2 ELAPSED TIME, MIN 5 RECORD ON TRK 0 FILE 51

DATE	: 09-25-85	NOZ'L. DES.	:	FSR
SYSTEM	: LWS-INS.	SEC. CONFGN	:	ASP
BURNER	: HNR-80 MK3	SPREADER	:	DIFFUSER
FUEL	: OHIO-PITT8	OIL CHECK	:	4.2%

PT#	TIME	LOAD MBTU/HR CALC	TA SCFM	PRIM	V-2	V-3	V-4	V-5	V-6	TOTAL	PRIM	SEC1	SEC2	PRIM	SEC1	SEC2(TOTAL)	O2	CO	CO2	NO	SO2
OIL (%)	LOAD	MEAS		FLOW SCFM / TEMP (F)							FLOW SCFM / TEMP (F) / VELOCITY (FT/SEC)			SR (CUM)			MEASURED / CORR TO 0% O2 / CORR TO 3% O2				
261	09:54:02	77.9	13292	2349	3405	3402	3431	3377	0	15964	2349	4085	9531	0.18	0.48	1.20	3.6	25.0	15.4	235.0	2600.0
											153	593	593				0.0	30.2	18.6	283.6	3137.9
0.0	0.0	73.5		339	650	647	649	644	518		73	56	98				3.0	25.9	15.9	243.1	2689.7
K-TRON= 6350 LBS/HR SLEEVE = -0.50 in IN REG= 10 (CW)DEG OUT REG = 15 (CW)DEG P WB(in)= 8.70 in H20 P WB(out)= 8.50 in H20 FURNACE P= 0.19 in H20 COAL P= 6.20 in H20 MILL IN= 292 F MILL OUT= 158 F																					
T WB(in)= 593 F T WB(out)= 593 F SAMPLE= 1179 F EXIT 1=1694 F EXIT 2=1657 F EXIT 3=1634 F EXIT 4=1691 F EXIT 5=1606 F EXIT 6=1659 F EXIT(27')= 1761 F LWS(8')=2118 F LWS(13')= 2015 F LWS(19')= 1933 F																					
SORBENT LBS/HR= 0 SORBENT VELOCITY= 0 FT/SEC SORBENT AIR FLOW= 0 SCFM [Ca]/[S]= 0.00 FULL LOAD																					
VALID DATA POINT # 1 ELAPSED TIME, MIN 5 RECORD ON TRK 0 FILE 52																					
281	10:07:02	79.5	13563	2401	3452	3475	3457	3414	0	16198	2401	4139	9658	0.18	0.48	1.19	3.5	25.0	15.4	270.0	2550.0
											156	598	598				0.0	30.0	18.5	324.0	3060.0
0.0	0.0	73.5		327	654	651	653	649	516		75	57	110				3.0	25.7	15.8	277.7	2622.9
K-TRON= 6350 LBS/HR SLEEVE = -0.50 in IN REG= 10 (CW)DEG OUT REG = 30 (CW)DEG P WB(in)= 6.70 in H20 P WB(out)= 6.40 in H20 FURNACE P= 0.20 in H20 COAL P= 6.00 in H20 MILL IN= 285 F MILL OUT= 161 F																					
T WB(in)= 598 F T WB(out)= 598 F SAMPLE= 1191 F EXIT 1=1702 F EXIT 2=1655 F EXIT 3=1656 F EXIT 4=1700 F EXIT 5=1658 F EXIT 6=1667 F EXIT(27')= 1809 F LWS(8')=2107 F LWS(13')= 2041 F LWS(19')= 1941 F																					
SORBENT LBS/HR= 0 SORBENT VELOCITY= 0 FT/SEC SORBENT AIR FLOW= 0 SCFM [Ca]/[S]= 0.00 OUTER REGISTER ADJ.																					
VALID DATA POINT # 2 ELAPSED TIME, MIN 5 RECORD ON TRK 0 FILE 53																					
301	10:18:25	79.3	13541	2420	3424	3430	3474	3425	0	16172	2420	4126	9627	0.18	0.48	1.19	3.5	20.0	15.6	355.0	2500.0
											156	593	593				0.0	24.0	18.7	426.0	3000.0
0.0	0.0	73.5		302	648	645	647	644	504		75	57	99				3.0	20.6	16.0	365.1	2571.4
K-TRON= 6350 LBS/HR SLEEVE = -0.50 in IN REG= 10 (CW)DEG OUT REG = 55 (CW)DEG P WB(in)= 4.60 in H20 P WB(out)= 4.40 in H20 FURNACE P= 0.20 in H20 COAL P= 6.30 in H20 MILL IN= 264 F MILL OUT= 157 F																					
T WB(in)= 593 F T WB(out)= 593 F SAMPLE= 1194 F EXIT 1=1672 F EXIT 2=1659 F EXIT 3=1678 F EXIT 4=1664 F EXIT 5=1659 F EXIT 6=1665 F EXIT(27')= 1792 F LWS(8')=2132 F LWS(13')= 2037 F LWS(19')= 1943 F																					
SORBENT LBS/HR= 0 SORBENT VELOCITY= 0 FT/SEC SORBENT AIR FLOW= 0 SCFM [Ca]/[S]= 0.00 OUTER REGISTER ADJ.																					
VALID DATA POINT # 3 ELAPSED TIME, MIN 5 RECORD ON TRK 0 FILE 54																					
314	10:28:40	78.5	13401	2426	3373	3384	3426	3396	0	16005	2426	4074	9505	0.18	0.48	1.19	3.5	25.0	15.4	300.0	2500.0
											155	592	592				0.0	30.0	18.5	360.0	3000.0
0.0	0.0	73.5		298	649	646	648	644	500		75	56	98				3.0	25.7	15.8	308.6	2571.4
K-TRON= 6350 LBS/HR SLEEVE = -0.50 in IN REG= 10 (CW)DEG OUT REG = 55 (CW)DEG P WB(in)= 4.60 in H20 P WB(out)= 4.40 in H20 FURNACE P= 0.20 in H20 COAL P= 6.30 in H20 MILL IN= 259 F MILL OUT= 154 F																					
T WB(in)= 592 F T WB(out)= 592 F SAMPLE= 1176 F EXIT 1=1640 F EXIT 2=1612 F EXIT 3=1610 F EXIT 4=1641 F EXIT 5=1628 F EXIT 6=1638 F EXIT(27')= 1715 F LWS(8')=2111 F LWS(13')= 2018 F LWS(19')= 1935 F																					
SORBENT LBS/HR= 0 SORBENT VELOCITY= 0 FT/SEC SORBENT AIR FLOW= 0 SCFM [Ca]/[S]= 0.00 OUTER REGISTER ADJ.																					
VALID DATA POINT # 4 ELAPSED TIME, MIN 5 RECORD ON TRK 0 FILE 55																					
378	11:04:00	80.6	13752	2489	3484	3475	3497	3480	0	16423	2489	4180	9754	0.18	0.48	1.19	3.5	25.0	15.6	240.0	2500.0
											153	553	553				0.0	30.0	18.7	288.0	3000.0
0.0	0.0	73.5		289	610	609	611	607	479		77	55	96				3.0	25.7	16.0	246.9	2571.4
K-TRON= 6350 LBS/HR SLEEVE = -0.50 in IN REG= 10 (CW)DEG OUT REG = 10 (CW)DEG P WB(in)= 10.00 in H20 P WB(out)= 9.80 in H20 FURNACE P= 0.22 in H20 COAL P= 6.30 in H20 MILL IN= 257 F MILL OUT= 154 F																					
T WB(in)= 553 F T WB(out)= 553 F SAMPLE= 1188 F EXIT 1=1687 F EXIT 2=1702 F EXIT 3=1687 F EXIT 4=1693 F EXIT 5=1563 F EXIT 6=1647 F EXIT(27')= 1733 F LWS(8')=2166 F LWS(13')= 2088 F LWS(19')= 2015 F																					
SORBENT LBS/HR= 0 SORBENT VELOCITY= 0 FT/SEC SORBENT AIR FLOW= 0 SCFM [Ca]/[S]= 0.00 OUTER REGISTER ADJ.																					
VALID DATA POINT # 5 ELAPSED TIME, MIN 5 RECORD ON TRK 0 FILE 56																					
433	11:42:54	79.3	13537	2420	3468	3446	3505	3419	0	16258	2420	4151	9686	0.18	0.49	1.20	3.6	20.0	15.2	240.0	2258.0
											154	577	577				0.0	24.1	18.3	289.7	2725.2
0.0	0.0	73.5		310	629	628	630	627	494		75	56	98				3.0	20.7	15.7	248.3	2335.9
K-TRON= 6350 LBS/HR SLEEVE = -0.50 in IN REG= 10 (CW)DEG OUT REG = 20 (CW)DEG P WB(in)= 7.70 in H20 P WB(out)= 7.50 in H20 FURNACE P= 0.20 in H20 COAL P= 6.30 in H20 MILL IN= 272 F MILL OUT= 154 F																					
T WB(in)= 577 F T WB(out)= 577 F SAMPLE= 1189 F EXIT 1=1666 F EXIT 2=1674 F EXIT 3=1639 F EXIT 4=1703 F EXIT 5=1603 F EXIT 6=1653 F EXIT(27')= 1735 F LWS(8')=2129 F LWS(13')= 2040 F LWS(19')= 1973 F																					
SORBENT LBS/HR= 0 SORBENT VELOCITY= 0 FT/SEC SORBENT AIR FLOW= 0 SCFM [Ca]/[S]= 0.00 OUTER REGISTER ADJ.																					
VALID DATA POINT # 6 ELAPSED TIME, MIN 5 RECORD ON TRK 0 FILE 57																					

DATE	:	09-22-85	NOZZL. DES.	:	FSR
SYSTEM	:	LWS-INS.	SEC. CONFGN	:	ASP
BURNER	:	HNR-80 MKII	SPREADER	:	DIFFUSER
FUEL	:	OHIO-PITTS	OIL CHECK	:	4.27

PT#	TIME	LOAD	MBTU/HR	TA	PRIM	V-2	V-3	V-4	V-5	V-6	TOTAL	PRIM	SEC1	SEC2	PRIM	SEC1	SEC2(TOTAL)	O2	CO	CO2	NO	SO2
		OIL	CALC					FLOW SCFM					FLOW SCFM			SR (CUM)				MEASURED		
(%)		LOAD	MEAS	SCFM				TEMP (F)					TEMP (F)							CORR TO 0% O2		
													VELOCITY (FT/SEC)							CORR TO 3% O2		
462	12:01:46	79.8		13611	2380	3508	3489	3498	3472	0	16347	2380	4190	9777		0.17	0.48	1.20		3.6	20.0	15.2	245.0	2450.0
												152	569	571						0.0	24.1	18.3	295.7	2956.9
	0.0	0.0	73.5		313	627	627	630	627	478		74	56	98						3.0	20.7	15.7	253.4	2534.5
K-TRON= 6350 LBS/HR SLEEVE = -0.50 in IN REG= 20 (CW)DEG OUT REG = 20 (CW)DEG P WB(in)= 7.80 in H20 P WB(out)= 7.50 in H20 FURNACE P= 0.22 in H20 COAL P= 6.30 in H20 MILL IN= 271 F MILL OUT= 154 F																								
T WB(in)= 569 F T WB(out)= 571 F SAMPLE= 1196 F EXIT 1=1685 F EXIT 2=1662 F EXIT 3=1637 F EXIT 4=1691 F EXIT 5=1616 F EXIT 6=1651 F EXIT(27')= 1768 F LWS(8')=2121 F LWS(13')= 2084 F LWS(19')= 2022 F																								
SORBENT LBS/HR= 0 SORBENT VELOCITY= 0 FT/SEC SORBENT AIR FLOW= 0 SCFM [Ca]/[S]= 0.00 INNER REGISTER ADJ.																								
VALID DATA POINT # 7 ELAPSED TIME, MIN 8 RECORD ON TRK 0 FILE 58																								
491	12:23:57	79.8		13618	2394	3454	3492	3469	3455	0	16264	2394	4161	9709		0.18	0.48	1.19		3.5	25.0	15.2	235.0	2300.0
												153	578	578						0.0	30.0	18.2	282.0	2760.0
	0.0	0.0	73.5		316	631	630	632	631	484		74	56	98						3.0	25.7	15.6	241.7	2365.7
K-TRON= 6350 LBS/HR SLEEVE = -0.50 in IN REG= 30 (CW)DEG OUT REG = 20 (CW)DEG P WB(in)= 7.60 in H20 P WB(out)= 7.40 in H20 FURNACE P= 0.21 in H20 COAL P= 6.30 in H20 MILL IN= 275 F MILL OUT= 156 F																								
T WB(in)= 578 F T WB(out)= 578 F SAMPLE= 1205 F EXIT 1=1700 F EXIT 2=1700 F EXIT 3=1672 F EXIT 4=1726 F EXIT 5=1642 F EXIT 6=1692 F EXIT(27')= 1789 F LWS(8')=2132 F LWS(13')= 2061 F LWS(19')= 2034 F																								
SORBENT LBS/HR= 0 SORBENT VELOCITY= 0 FT/SEC SORBENT AIR FLOW= 0 SCFM [Ca]/[S]= 0.00 INNER REGISTER ADJ.																								
VALID DATA POINT # 8 ELAPSED TIME, MIN 6 RECORD ON TRK 0 FILE 59																								
518	12:38:45	78.9		13471	2408	3462	3463	3455	3391	0	16179	2408	4131	9640		0.18	0.49	1.20		3.6	25.0	15.2	250.0	2300.0
												153	577	578						0.0	30.2	18.3	301.7	2775.9
	0.0	0.0	73.5		319	632	632	634	637	482		75	56	98						3.0	25.9	15.7	258.6	2379.3
K-TRON= 6350 LBS/HR SLEEVE = -0.50 in IN REG= 50 (CW)DEG OUT REG = 20 (CW)DEG P WB(in)= 7.40 in H20 P WB(out)= 7.20 in H20 FURNACE P= 0.22 in H20 COAL P= 6.30 in H20 MILL IN= 278 F MILL OUT= 155 F																								
T WB(in)= 577 F T WB(out)= 578 F SAMPLE= 1196 F EXIT 1=1708 F EXIT 2=1681 F EXIT 3=1657 F EXIT 4=1706 F EXIT 5=1623 F EXIT 6=1673 F EXIT(27')= 1834 F LWS(8')=2102 F LWS(13')= 2052 F LWS(19')= 2009 F																								
SORBENT LBS/HR= 0 SORBENT VELOCITY= 0 FT/SEC SORBENT AIR FLOW= 0 SCFM [Ca]/[S]= 0.00 INNER REGISTER ADJ.																								
VALID DATA POINT # 9 ELAPSED TIME, MIN 5 RECORD ON TRK 0 FILE 36																								
548	13:08:25	79.8		13626	2415	3476	3466	3488	3428	0	16274	2415	4158	9701		0.18	0.48	1.19		3.5	25.0	15.2	245.0	2150.0
												153	566	566						0.0	30.0	18.2	294.0	2580.0
	0.0	0.0	73.5		309	625	626	628	627	479		75	56	97						3.0	25.7	15.6	252.0	2211.4
K-TRON= 6350 LBS/HR SLEEVE = -0.50 in IN REG= 50 (CW)DEG OUT REG = 20 (CW)DEG P WB(in)= 7.30 in H20 P WB(out)= 7.10 in H20 FURNACE P= 0.22 in H20 COAL P= 6.30 in H20 MILL IN= 271 F MILL OUT= 156 F																								
T WB(in)= 566 F T WB(out)= 566 F SAMPLE= 1192 F EXIT 1=1674 F EXIT 2=1669 F EXIT 3=1639 F EXIT 4=1693 F EXIT 5=1619 F EXIT 6=1655 F EXIT(27')= 1742 F LWS(8')=2112 F LWS(13')= 2040 F LWS(19')= 2010 F																								
SORBENT LBS/HR= 0 SORBENT VELOCITY= 0 FT/SEC SORBENT AIR FLOW= 0 SCFM [Ca]/[S]= 0.00 INNER REGISTER ADJ.																								
VALID DATA POINT # 10 ELAPSED TIME, MIN 5 RECORD ON TRK 0 FILE 60																								

DATE : 09-26-85 NOZZL. DES. : FSR
SYSTEM : LWS-INS. SEC. CONFGN : ASP
BURNER : HNR-80 MKII SPREADER : DIFFUSER
FUEL : OHIO-PITTS OIL CHECK : 3.08

PT#	TIME	LOAD OIL (%)	MBTU/HR CALC LOAD	MBTU/HR MEAS	TA SCFM	PRIM	V-2	V-3	V-4	V-5	V-6	TOTAL	PRIM	SEC1	SEC2	PRIM	SEC1	SEC2(TOTAL)	O2	CO	CO2	NO	SO2
						FLOW SCFM							FLOW SCFM			SR (CUM)			MEASURED				
						TEMP (F)							TEMP (F)						CORR TO 0% O2				
						VELOCITY (FT/SEC)													CORR TO 3% O2				
285	11:09:58		77.7		13254	2083	3460	3435	3412	3439	0	15829	2083	4124	9622	0.16	0.47	1.19	3.5	25.0	15.5	230.0	2600.0
													156	570	572				0.0	30.0	18.6	276.0	3120.0
	0.0	0.0	77.5			476	638	637	639	635	533		65	55	97				3.0	25.7	15.9	236.6	2674.3
K-TRON= 6700 LBS/HR SLEEVE = -0.50 in IN REG= 10 (CW)DEG OUT REG = 20 (CW)DEG P WB(in)= 8.20 in H20 P WB(out)= 7.90 in H20 FURNACE P= 0.18 in H20 COAL P= 6.00 in H20 MILL IN= 383 F MILL OUT= 169 F																							
T WB(in)= 570 F T WB(out)= 572 F SAMPLE= 1180 F EXIT 1=1626 F EXIT 2=1646 F EXIT 3=1611 F EXIT 4=1683 F EXIT 5=1589 F EXIT 6=1632 F EXIT(27')= 1575 F LWS(8')=2089 F LWS(13')= 2136 F LWS(19')= 1970 F																							
SORBENT LBS/HR= 0 SORBENT VELOCITY= 0 FT/SEC SORBENT AIR FLOW= 0 SCFM (Ca)/(S)= 0.00 FULL LOAD																							
VALID DATA POINT # 1 ELAPSED TIME, MIN 7 RECORD ON TRK 0 FILE 61																							
312	11:27:14		76.8		12978	2082	3379	3360	3378	3387	0	15586	2082	4051	9453	0.16	0.47	1.20	3.6	25.0	15.0	255.0	2600.0
													159	569	571				0.0	30.2	18.1	307.8	3137.9
	0.0	0.0	77.5			472	637	635	637	634	534		65	54	95				3.0	25.9	15.5	263.8	2689.7
K-TRON= 6700 LBS/HR SLEEVE = 0.00 in IN REG= 10 (CW)DEG OUT REG = 20 (CW)DEG P WB(in)= 8.20 in H20 P WB(out)= 7.90 in H20 FURNACE P= 0.18 in H20 COAL P= 6.00 in H20 MILL IN= 380 F MILL OUT= 171 F																							
T WB(in)= 569 F T WB(out)= 571 F SAMPLE= 1188 F EXIT 1=1657 F EXIT 2=1676 F EXIT 3=1636 F EXIT 4=1710 F EXIT 5=1620 F EXIT 6=1661 F EXIT(27')= 1588 F LWS(8')=2107 F LWS(13')= 2151 F LWS(19')= 1979 F																							
SORBENT LBS/HR= 0 SORBENT VELOCITY= 0 FT/SEC SORBENT AIR FLOW= 0 SCFM (Ca)/(S)= 0.00 SLEEVE ADJ.																							
VALID DATA POINT # 2 ELAPSED TIME, MIN 5 RECORD ON TRK 0 FILE 62																							
331	11:41:00		77.0		13135	2170	3445	3403	3420	3338	0	15775	2170	4082	9524	0.17	0.48	1.20	3.6	25.0	15.2	245.0	2700.0
													157	575	575				0.0	30.2	18.3	295.7	3258.6
	0.0	0.0	77.5			412	639	638	639	637	536		68	55	96								
K-TRON= 6700 LBS/HR SLEEVE = -0.25 in IN REG= 10 (CW)DEG OUT REG = 20 (CW)DEG P WB(in)= 8.50 in H20 P WB(out)= 8.20 in H20 FURNACE P= 0.19 in H20																							
T WB(in)= 575 F T WB(out)= 575 F SAMPLE= 1176 F EXIT 1=1613 F EXIT 2=1647 F EXIT 3=1607 F EXIT 4=1682 F EXIT 5=1596 F EXIT 6=1652 F EXIT(27')= 1555 F LWS(8')= LWS(13')= LWS(19')=																							
SORBENT LBS/HR= 0 SORBENT VELOCITY= 0 FT/SEC SORBENT AIR FLOW= 0 SCFM (Ca)/(S)= 0.00 SLEEVE ADJ.																							
VALID DATA POINT # 3 ELAPSED TIME, MIN 7 RECORD ON TRK 0 FILE 63																							
			77.1			2205	3370	3392	3348	0	15708	2202	4052	9454	0.17	0.48	1.19	3.5	25.0	15.4	215.0	2550.0
													152	561	562				0.0	30.0	18.5	258.0	3060.0
	0.0	0.0	77.5			381	634	634	635	633	521		68	54	95				3.0	25.7	15.8	221.1	2622.9
K-TRON= 6700 LBS/HR SLEEVE = -0.75 in IN REG= 10 (CW)DEG OUT REG = 20 (CW)DEG P WB(in)= 7.70 in H20 P WB(out)= 7.40 in H20 FURNACE P= 0.18 in H20 COAL P= 6.30 in H20 MILL IN= 320 F MILL OUT= 159 F																							
T WB(in)= 561 F T WB(out)= 562 F SAMPLE= 1193 F EXIT 1=1676 F EXIT 2=1628 F EXIT 3=1618 F EXIT 4=1690 F EXIT 5=1608 F EXIT 6=1650 F EXIT(27')= 1588 F LWS(8')=2098 F LWS(13')= 2144 F LWS(19')= 1998 F																							
SORBENT LBS/HR= 0 SORBENT VELOCITY= 0 FT/SEC SORBENT AIR FLOW= 0 SCFM (Ca)/(S)= 0.00 SLEEVE ADJ.																							
VALID DATA POINT # 4 ELAPSED TIME, MIN 7 RECORD ON TRK 0 FILE 64																							
387	12:16:29		77.5		13230	2161	3411	3412	3399	3418	0	15801	2161	4092	9548	0.16	0.47	1.19	3.5	25.0	15.4	220.0	2550.0
													150	561	561				0.0	30.0	18.5	264.0	3060.0
	0.0	0.0	77.5			394	635	634	635	634	525		67	54	95				3.0	25.7	15.8	226.3	2622.9
K-TRON= 6700 LBS/HR SLEEVE = -1.00 in IN REG= 10 (CW)DEG OUT REG = 20 (CW)DEG P WB(in)= 7.00 in H20 P WB(out)= 6.80 in H20 FURNACE P= 0.18 in H20 COAL P= 6.30 in H20 MILL IN= 326 F MILL OUT= 158 F																							
T WB(in)= 561 F T WB(out)= 561 F SAMPLE= 1201 F EXIT 1=1682 F EXIT 2=1667 F EXIT 3=1639 F EXIT 4=1701 F EXIT 5=1649 F EXIT 6=1678 F EXIT(27')= 1765 F LWS(8')=2120 F LWS(13')= 2144 F LWS(19')= 1986 F																							
SORBENT LBS/HR= 0 SORBENT VELOCITY= 0 FT/SEC SORBENT AIR FLOW= 0 SCFM (Ca)/(S)= 0.00 SLEEVE ADJ.																							
VALID DATA POINT # 5 ELAPSED TIME, MIN 7 RECORD ON TRK 0 FILE 65																							
413	12:33:50		77.6		13242	2198	3411	3433	3358	3416	0	15816	2198	4085	9532	0.17	0.47	1.19	3.5	25.0	15.4	220.0	2500.0
													152	562	562				0.0	30.0	18.5	264.0	3000.0
	0.0	0.0	77.5			381	634	634	635	633	521		68	54	95				3.0	25.7	15.8	226.3	2571.4
K-TRON= 6700 LBS/HR SLEEVE = -2.00 in IN REG= 10 (CW)DEG OUT REG = 20 (CW)DEG P WB(in)= 6.10 in H20 P WB(out)= 5.80 in H20 FURNACE P= 0.17 in H20 COAL P= 6.30 in H20 MILL IN= 320 F MILL OUT= 159 F																							
T WB(in)= 562 F T WB(out)= 562 F SAMPLE= 1208 F EXIT 1=1699 F EXIT 2=1661 F EXIT 3=1644 F EXIT 4=1700 F EXIT 5=1647 F EXIT 6=1672 F EXIT(27')= 1701 F LWS(8')=2124 F LWS(13')= 2154 F LWS(19')= 1990 F																							
SORBENT LBS/HR= 0 SORBENT VELOCITY= 0 FT/SEC SORBENT AIR FLOW= 0 SCFM (Ca)/(S)= 0.00 SLEEVE ADJ.																							
VALID DATA POINT # 6 ELAPSED TIME, MIN 6 RECORD ON TRK 0 FILE 66																							

DATE : 09-26-85 NOZZL. DES. : ESP
SYSTEM : LOWS-INS. SEC. CONFGN : ASP
BURNER : HNR-80 MKX SPREADER : DIFFUSER
FUEL : OHIO-PITTS8 OIL CHECK : 35.08

PT#	TIME	LOAD MBTU/HR	TA	PRIM	V-2	V-3	V-4	V-5	V-6	TOTAL	PRIM	SEC1	SEC2	NOX	SEC1	SEC2(TOTAL)	O2	CO	CO2	NO	SO2
OIL (%)	LOAD	CALC	SCFM	FLOW SCFM											SR (CUM)		MEASURED				
		MEAS		TEMP (F)								TEMP (F)					CORR TO 0% O2				
												VELOCITY (FT/SEC)					CORR TO 3% O2				
461	13:00:28	75.0	12800	2255	3386	3363	3354	3368	0	15726	2255	4041	9430	0.16	9.49	1.23	4.0	20.0	15.0	230.0	2400.0
											152	558	558				0.0	24.7	18.5	284.1	2964.7
0.0	0.0	77.5		383	628	627	629	627	525		70	54	94				3.0	21.2	15.9	243.5	2541.2
K-TRON= 6700 LBS/HR SLEEVE = -0.50 in IN REG= 10 (CW)DEG OUT REG = 20 (CW)DEG P WB(in)= 7.00 in H20 P WB(out)= 6.80 in H20 FURNACE P= 0.18 in H20 COAL P= 6.30 in H20 MILL IN= 317 F MILL OUT= 158 F																					
T WB(in)= 558 F T WB(out)= 558 F SAMPLE= 1196 F EXIT 1=1663 F EXIT 2=1637 F EXIT 3=1686 F EXIT 4=1687 F EXIT 5=1597 F EXIT 6=1638 F EXIT(27')= 1624 F LWS(8')=2098 F LWS(13')= 2121 F LWS(19')= 1965 F																					
SORBENT LBS/HR= 0 SORBENT VELOCITY= 0 FT/SEC SORBENT AIR FLOW= 0 SCFM (Ca)/(S)= 0.00 EXCESS AIR CURVE																					
VALID DATA POINT # 7 ELAPSED TIME, MIN 4 RECORD ON TRK 0 FILE 67																					
586	14:19:43	76.7	13097	2234	3616	3592	3569	3556	0	16567	2234	4300	10033	0.17	0.50	1.26	4.5	20.0	14.6	245.0	2350.0
											151	552	553				0.0	25.5	18.6	311.8	2990.9
0.0	0.0	76.4		376	621	619	621	619	511		69	57	99				3.0	21.8	15.9	267.3	2563.6
K-TRON= 6600 LBS/HR SLEEVE = -0.50 in IN REG= 10 (CW)DEG OUT REG = 20 (CW)DEG P WB(in)= 8.10 in H20 P WB(out)= 8.00 in H20 FURNACE P= 0.19 in H20 COAL P= 6.30 in H20 MILL IN= 314 F MILL OUT= 159 F																					
T WB(in)= 552 F T WB(out)= 553 F SAMPLE= 1214 F EXIT 1=1645 F EXIT 2=1646 F EXIT 3=1612 F EXIT 4=1674 F EXIT 5=1607 F EXIT 6=1643 F EXIT(27')= 1581 F LWS(8')=2085 F LWS(13')= 2107 F LWS(19')= 1947 F																					
SORBENT LBS/HR= 0 SORBENT VELOCITY= 0 FT/SEC SORBENT AIR FLOW= 0 SCFM (Ca)/(S)= 0.00 EXCESS AIR CURVE																					
VALID DATA POINT # 8 ELAPSED TIME, MIN 5 RECORD ON TRK 0 FILE 68																					
613	14:35:48	77.7	13262	2264	3432	3423	3361	3447	0	15927	2264	4099	9565	0.17	0.48	1.20	3.6	25.0	15.4	240.0	2450.0
											152	561	562				0.0	30.2	18.6	289.7	2956.9
0.0	0.0	77.5		381	637	636	638	633	521		70	55	95				3.0	25.9	15.9	248.3	2534.5
K-TRON= 6700 LBS/HR SLEEVE = -0.50 in IN REG= 10 (CW)DEG OUT REG = 20 (CW)DEG P WB(in)= 7.50 in H20 P WB(out)= 7.40 in H20 FURNACE P= 0.17 in H20 COAL P= 6.30 in H20 MILL IN= 315 F MILL OUT= 158 F																					
T WB(in)= 561 F T WB(out)= 562 F SAMPLE= 1216 F EXIT 1=1693 F EXIT 2=1648 F EXIT 3=1626 F EXIT 4=1695 F EXIT 5=1639 F EXIT 6=1666 F EXIT(27')= 1660 F LWS(8')=2088 F LWS(13')= 2109 F LWS(19')= 1953 F																					
SORBENT LBS/HR= 0 SORBENT VELOCITY= 0 FT/SEC SORBENT AIR FLOW= 0 SCFM (Ca)/(S)= 0.00 BASELINE FULL LOAD																					
VALID DATA POINT # 9 ELAPSED TIME, MIN 5 RECORD ON TRK 0 FILE 69																					
698	15:21:03	81.2	13855	2192	3272	3256	3237	3160	0	15117	2192	3877	9047	0.16	0.44	1.09	1.6	50.0	16.6	180.0	2350.0
											150	533	533				0.0	54.7	18.2	196.9	2570.3
0.0	0.0	77.5		393	607	605	605	601	477		68	50	88				3.0	46.9	15.6	168.8	2203.1
K-TRON= 6700 LBS/HR SLEEVE = -0.50 in IN REG= 10 (CW)DEG OUT REG = 20 (CW)DEG P WB(in)= 7.50 in H20 P WB(out)= 7.40 in H20 FURNACE P= 0.17 in H20 COAL P= 6.30 in H20 MILL IN= 323 F MILL OUT= 158 F																					
T WB(in)= 533 F T WB(out)= 533 F SAMPLE= 1213 F EXIT 1=1731 F EXIT 2=1701 F EXIT 3=1692 F EXIT 4=1737 F EXIT 5=1689 F EXIT 6=1714 F EXIT(27')= 1649 F LWS(8')= 0 F LWS(13')= 2138 F LWS(19')= 1981 F																					
SORBENT LBS/HR= 0 SORBENT VELOCITY= 0 FT/SEC SORBENT AIR FLOW= 0 SCFM (Ca)/(S)= 0.00 EXCESS AIR CURVE																					
VALID DATA POINT # 10 ELAPSED TIME, MIN 3 RECORD ON TRK 0 FILE 70																					
697	15:30:54	82.3	14043	2179	3242	3221	3245	3205	0	15093	2179	3874	9039	0.16	0.43	1.07	1.5	90.0	16.6	175.0	2750.0
											151	544	544				0.0	96.9	17.9	188.5	2961.5
0.0	0.0	77.5		382	620	618	620	617	491		67	51	89				3.0	83.1	15.3	161.5	2538.5
K-TRON= 6700 LBS/HR SLEEVE = -0.50 in IN REG= 10 (CW)DEG OUT REG = 20 (CW)DEG P WB(in)= 7.50 in H20 P WB(out)= 7.40 in H20 FURNACE P= 0.17 in H20 COAL P= 6.30 in H20 MILL IN= 317 F MILL OUT= 158 F																					
T WB(in)= 544 F T WB(out)= 544 F SAMPLE= 1188 F EXIT 1=1685 F EXIT 2=1682 F EXIT 3=1648 F EXIT 4=1713 F EXIT 5=1660 F EXIT 6=1685 F EXIT(27')= 1588 F LWS(8')= 0 F LWS(13')= 2140 F LWS(19')= 1984 F																					
SORBENT LBS/HR= 0 SORBENT VELOCITY= 0 FT/SEC SORBENT AIR FLOW= 0 SCFM (Ca)/(S)= 0.00 LOW EXCESS AIR																					
VALID DATA POINT # 11 ELAPSED TIME, MIN 2 RECORD ON TRK 0 FILE 71																					
715	15:41:19	80.1	13672	2231	3341	3329	3292	3274	0	15467	2231	3971	9266	0.16	0.45	1.13	2.5	30.0	16.2	200.0	2750.0
											151	554	555				0.0	34.1	18.4	227.0	3121.6
0.0	0.0	77.5		362	625	624	625	623	503		69	52	92				3.0	29.2	15.8	194.6	2675.7
K-TRON= 6700 LBS/HR SLEEVE = -0.50 in IN REG= 10 (CW)DEG OUT REG = 20 (CW)DEG P WB(in)= 7.10 in H20 P WB(out)= 6.80 in H20 FURNACE P= 0.16 in H20 COAL P= 6.30 in H20 MILL IN= 306 F MILL OUT= 159 F																					
T WB(in)= 554 F T WB(out)= 555 F SAMPLE= 1209 F EXIT 1=1714 F EXIT 2=1698 F EXIT 3=1667 F EXIT 4=1737 F EXIT 5=1683 F EXIT 6=1705 F EXIT(27')= 390 F LWS(8')= 0 F LWS(13')= 2125 F LWS(19')= 1986 F																					
SORBENT LBS/HR= 0 SORBENT VELOCITY= 0 FT/SEC SORBENT AIR FLOW= 0 SCFM (Ca)/(S)= 0.00 EXCESS AIR CURVE																					
VALID DATA POINT # 12 ELAPSED TIME, MIN 5 RECORD ON TRK 0 FILE 72																					

DATE	: 09-26-85	NOZZL. DES.	: FSR
SYSTEM	: LWS-INS.	SEC. CONFGN	: ASP
BURNER	: MNR-80 MK3	SPREADER	: DIFFUSER
FUEL	: OHIO-PITT8	OIL CHECK	: 3.08

PT#	TIME	LOAD MBTU/HR CALC / MEAS	TA SCFM	PRIM	V-2	V-3	V-4	V-5	V-6	TOTAL	PRIM	SEC1	SEC2	PRIM	SEC1	SEC2(TOTAL)	O2	CO	CO2	NO	SO2
				FLOW SCFM							FLOW SCFM			SR (CUM)			MEASURED				
OIL (%)	LOAD			TEMP (F)							TEMP (F)						CORR TO 0% O2				
											VELOCITY (FT/SEC)						CORR TO 3% O2				
751	16:07:31	78.3	13357	2254	3857	3815	3811	3782	0	17519	2254	4579	10685	0.17	0.51	1.31	5.1	20.0	13.7	280.0	1980.0
											150	558	559				0.0	26.4	18.1	369.8	2509.4
0.0	0.0	77.5		354	622	620	623	621	517		70	61	106				3.0	22.6	15.5	317.0	2150.9
K-TRON= 6700 LBS/HR SLEEVE = -0.50 in IN REG= 10 (CW)DEG OUT REG = 20 (CW)DEG P WB(in)= 8.90 in H2O P WB(out)= 8.60 in H2O FURNACE P= 0.24 in H2O COAL P= 6.30 in H2O MILL IN= 300 F MILL OUT= 158 F																					
T WB(in)= 558 F T WB(out)= 559 F SAMPLE= 1241 F EXIT 1=1673 F EXIT 2=1654 F EXIT 3=1614 F EXIT 4=1676 F EXIT 5=1630 F EXIT 6=1649 F EXIT(27')= 1632 F LWS(8')= 0 F LWS(13')= 2084 F LWS(19')= 1953 F																					
SORBENT LBS/HR= 0 SORBENT VELOCITY= 0 FT/SEC SORBENT AIR FLOW= 0 SCFM [Ca]/[S]= 0.00 EXCESS AIR CURVE																					
VALID DATA POINT # 13 ELAPSED TIME, MIN 6 RECORD ON TRK 0 FILE 73																					
757	16:11:59	74.1	12649	2283	3847	3855	3816	3762	0	17564	2283	4584	10696	0.18	0.54	1.39	6.0	20.0	12.8	280.0	1525.0
											151	558	558				0.0	28.0	17.9	392.0	2135.0
0.0	0.0	77.5		328	622	621	623	620	520		71	61	106				3.8	24.8	15.4	336.0	1830.0
K-TRON= 6700 LBS/HR SLEEVE = -0.50 in IN REG= 10 (CW)DEG OUT REG = 20 (CW)DEG P WB(in)= 8.90 in H2O P WB(out)= 8.60 in H2O FURNACE P= 0.24 in H2O COAL P= 6.30 in H2O MILL IN= 298 F MILL OUT= 159 F																					
T WB(in)= 558 F T WB(out)= 558 F SAMPLE= 1228 F EXIT 1=1635 F EXIT 2=1623 F EXIT 3=1578 F EXIT 4=1653 F EXIT 5=1606 F EXIT 6=1624 F EXIT(27')= 290 F LWS(8')= 0 F LWS(13')= 2067 F LWS(19')= 1947 F																					
SORBENT LBS/HR= 0 SORBENT VELOCITY= 0 FT/SEC SORBENT AIR FLOW= 0 SCFM [Ca]/[S]= 0.00 EXCESS AIR CURVE																					
VALID DATA POINT # 14 ELAPSED TIME, MIN 4 RECORD ON TRK 0 FILE 74																					
783	16:28:05	78.3	13362	2287	3471	3457	3416	3417	0	16048	2287	4128	9633	0.17	0.48	1.20	3.6	25.0	15.0	230.0	1750.0
											150	559	559				0.0	30.2	18.1	277.6	2112.1
0.0	0.0	77.5		368	628	627	629	626	517		71	55	96				3.0	25.9	15.5	237.9	1810.3
K-TRON= 6700 LBS/HR SLEEVE = -0.50 in IN REG= 10 (CW)DEG OUT REG = 20 (CW)DEG P WB(in)= 7.60 in H2O P WB(out)= 7.30 in H2O FURNACE P= 0.15 in H2O COAL P= 6.30 in H2O MILL IN= 298 F MILL OUT= 157 F																					
T WB(in)= 559 F T WB(out)= 559 F SAMPLE= 1216 F EXIT 1=1650 F EXIT 2=1628 F EXIT 3=1608 F EXIT 4=1679 F EXIT 5=1621 F EXIT 6=1647 F EXIT(27')= 322 F LWS(8')= 0 F LWS(13')= 2095 F LWS(19')= 1971 F																					
SORBENT LBS/HR= 0 SORBENT VELOCITY= 0 FT/SEC SORBENT AIR FLOW= 0 SCFM [Ca]/[S]= 0.00 BASELINE FULL LOAD																					
VALID DATA POINT # 15 ELAPSED TIME, MIN 5 RECORD ON TRK 0 FILE 75																					

DATE : 09-30-85 NOZZL. DES. : FSR
SYSTEM : LWS-ENS. SEC. CONFGN : ASP
BURNER : MNR-80 MK3 SPREADER : DIFFUSER
FUEL : OHIO-PITTS OIL CHECK : S.69

PT#	TIME	LOAD MBTU/HR	TA	PRIM	V-2	V-3	V-4	V-5	V-6	TOTAL	PRIM	SEC1	SEC2	PRIM	SEC1	SEC2(TOTAL)	O2	CO	CO2	NO	SO2
						FLOW SCFM						FLOW SCFM			DR (CUM)				MEASURED		
	OIL	CALC	SCFM									TEMP (F)							CORR TO 0% O2		
(%)	LOAD	MEAS				TEMP (F)						VELOCITY (FT/SEC)							CORR TO 3% O2		
36	14:38:39	79.7	13609	2341	3427	3525	3538	3422	0	16254	2341	4174	9739		0.17	0.48	1.19		3.5	25.0	14.4	205.0	2500.0
											143	519	520						0.0	30.0	17.3	246.0	3000.0
0.0	0.0	71.8		334	605	606	607	606	509		71	53	93						3.0	25.7	14.8	210.9	2571.4
K-TRON= 6200 LBS/HR SLEEVE = -0.50 in IN REG= 10 (CW)DEG OUT REG = 20 (CW)DEG P WB(in)= 7.70 in H20 P WB(out)= 7.50 in H20 FURNACE P= 0.18 in H20 COAL P= 5.90 in H20 MILL IN= 281 F MILL OUT= 150 F																							
T WB(in)= 519 F T WB(out)= 520 F SAMPLE= 1197 F EXIT 1=1601 F EXIT 2=1649 F EXIT 3=1691 F EXIT 4=1634 F EXIT 5=1561 F EXIT 6=1665 F EXIT(27')= 204 F LWS(8')=2197 F LWS(13')= 2182 F LWS(19')= 1964 F																							
SORBENT LBS/HR= 0 SORBENT VELOCITY= 0 FT/SEC SORBENT AIR FLOW= 0 SCFM [Ca]/[S]= 0.00 BASELINE FULL LOAD																							
VALID DATA POINT # 1 ELAPSED TIME, MIN 3 RECORD ON TRK 0 FILE 76																							
365	14:44:44	82.5	14075	2307	3343	3475	3452	3431	0	16007	2307	4110	9590		0.16	0.46	1.14		2.6	30.0	15.6	195.0	2700.0
											143	524	525						0.0	34.2	17.8	222.6	3081.5
0.0	0.0	71.8		340	617	618	620	618	508		70	53	92						3.0	29.3	15.3	190.8	2641.3
K-TRON= 6200 LBS/HR SLEEVE = -0.50 in IN REG= 10 (CW)DEG OUT REG = 20 (CW)DEG P WB(in)= 7.70 in H20 P WB(out)= 7.50 in H20 FURNACE P= 0.18 in H20 COAL P= 5.90 in H20 MILL IN= 282 F MILL OUT= 151 F																							
T WB(in)= 524 F T WB(out)= 525 F SAMPLE= 1215 F EXIT 1=1644 F EXIT 2=1700 F EXIT 3=1755 F EXIT 4=1692 F EXIT 5=1597 F EXIT 6=1718 F EXIT(27')= 1317 F LWS(8')=2287 F LWS(13')= 2272 F LWS(19')= 2047 F																							
SORBENT LBS/HR= 0 SORBENT VELOCITY= 0 FT/SEC SORBENT AIR FLOW= 0 SCFM [Ca]/[S]= 0.00 FULL LOAD																							
VALID DATA POINT # 2 ELAPSED TIME, MIN 5 RECORD ON TRK 0 FILE 77																							
374	14:49:19	78.5	13392	2323	3425	3504	3536	3478	0	16266	2323	4183	9760		0.17	0.49	1.21		3.8	25.0	14.8	205.0	2400.0
											144	524	525						0.0	30.5	18.1	250.3	2930.2
0.0	0.0	71.8		339	615	615	617	616	506		71	54	94						3.0	26.2	15.5	214.5	2511.6
K-TRON= 6200 LBS/HR SLEEVE = -0.50 in IN REG= 10 (CW)DEG OUT REG = 20 (CW)DEG P WB(in)= 7.70 in H20 P WB(out)= 7.50 in H20 FURNACE P= 0.18 in H20 COAL P= 5.90 in H20 MILL IN= 282 F MILL OUT= 152 F																							
T WB(in)= 524 F T WB(out)= 525 F SAMPLE= 1193 F EXIT 1=1585 F EXIT 2=1629 F EXIT 3=1706 F EXIT 4=1650 F EXIT 5=1576 F EXIT 6=1689 F EXIT(27')= 219 F LWS(8')=2228 F LWS(13')= 2172 F LWS(19')= 1979 F																							
SORBENT LBS/HR= 0 SORBENT VELOCITY= 0 FT/SEC SORBENT AIR FLOW= 0 SCFM [Ca]/[S]= 0.00 FULL LOAD																							
VALID DATA POINT # 3 ELAPSED TIME, MIN 3 RECORD ON TRK 0 FILE 78																							
392	15:02:48	78.5	13393	2276	3372	3483	3518	3443	0	16085	2276	4143	9666		0.17	0.48	1.20		3.6	25.0	15.2	210.0	2450.0
											145	529	530						0.0	30.2	18.3	253.4	2956.9
0.0	0.0	71.8		343	615	616	618	617	520		70	53	93						3.0	25.9	15.7	217.2	2534.5
K-TRON= 6200 LBS/HR SLEEVE = -0.50 in IN REG= 10 (CW)DEG OUT REG = 10 (CW)DEG P WB(in)= 13.20 in H20 P WB(out)= 13.10 in H20 FURNACE P= 0.18 in H20 COAL P= 5.90 in H20 MILL IN= 286 F MILL OUT= 153 F																							
T WB(in)= 529 F T WB(out)= 530 F SAMPLE= 1217 F EXIT 1=1630 F EXIT 2=1670 F EXIT 3=1702 F EXIT 4=1655 F EXIT 5=1678 F EXIT 6=1709 F EXIT(27')= 1156 F LWS(8')=2187 F LWS(13')= 2125 F LWS(19')= 1956 F																							
SORBENT LBS/HR= 0 SORBENT VELOCITY= 0 FT/SEC SORBENT AIR FLOW= 0 SCFM [Ca]/[S]= 0.00 OUTER REGISTER ADJ.																							
VALID DATA POINT # 4 ELAPSED TIME, MIN 5 RECORD ON TRK 0 FILE 79																							
419	15:18:37	79.2	13509	2302	3407	3507	3518	3408	0	16134	2302	4150	9682		0.17	0.48	1.19		3.5	20.0	15.4	210.0	2350.0
											145	532	532						0.0	24.0	18.5	252.0	2820.0
0.0	0.0	71.8		343	614	615	615	614	503		70	54	94						3.0	20.6	15.8	216.0	2417.1
K-TRON= 6200 LBS/HR SLEEVE = -0.50 in IN REG= 10 (CW)DEG OUT REG = 30 (CW)DEG P WB(in)= 6.80 in H20 P WB(out)= 6.50 in H20 FURNACE P= 0.16 in H20 COAL P= 5.90 in H20 MILL IN= 287 F MILL OUT= 153 F																							
T WB(in)= 532 F T WB(out)= 532 F SAMPLE= 1181 F EXIT 1=1645 F EXIT 2=1599 F EXIT 3=1618 F EXIT 4=1629 F EXIT 5=1549 F EXIT 6=1610 F EXIT(27')= 899 F LWS(8')=2034 F LWS(13')= 1991 F LWS(19')= 1883 F																							
SORBENT LBS/HR= 0 SORBENT VELOCITY= 0 FT/SEC SORBENT AIR FLOW= 0 SCFM [Ca]/[S]= 0.00 OUTER REGISTER ADJ.																							
VALID DATA POINT # 5 ELAPSED TIME, MIN 5 RECORD ON TRK 0 FILE 80																							
434	15:32:59	79.3	13536	2349	3409	3539	3502	3457	0	16257	2349	4172	9735		0.17	0.48	1.20		3.6	20.0	15.2	300.0	2400.0
											144	536	536						0.0	24.1	18.3	362.1	2896.6
0.0	0.0	71.8		343	615	616	618	616	487		72	54	95						3.0	20.7	15.7	310.3	2482.8
K-TRON= 6200 LBS/HR SLEEVE = -0.50 in IN REG= 10 (CW)DEG OUT REG = 50 (CW)DEG P WB(in)= 4.70 in H20 P WB(out)= 4.50 in H20 FURNACE P= 0.16 in H20 COAL P= 5.90 in H20 MILL IN= 288 F MILL OUT= 151 F																							
T WB(in)= 536 F T WB(out)= 536 F SAMPLE= 1179 F EXIT 1=1624 F EXIT 2=1603 F EXIT 3=1625 F EXIT 4=1620 F EXIT 5=1585 F EXIT 6=1620 F EXIT(27')= 1009 F LWS(8')=2055 F LWS(13')= 1956 F LWS(19')= 1851 F																							
SORBENT LBS/HR= 0 SORBENT VELOCITY= 0 FT/SEC SORBENT AIR FLOW= 0 SCFM [Ca]/[S]= 0.00 OUTER REGISTER ADJ.																							
VALID DATA POINT # 6 ELAPSED TIME, MIN 5 RECORD ON TRK 0 FILE 81																							

DATE : 09-30-85 NOZZL,DES, : FSSP
SYSTEM : LWS-INS, SEC,CONFGN : ASP
BURNER : HNR-00 MKB SPREADER : DIFFUSER
FUEL : OHIO-PITTS OIL CHECK : S,69

PT#	TIME	LOAD MBTU/HR CALC MEAS	TA SCFM	PRIM	V-2	V-3	V-4	V-5	V-6	TOTAL	PRIM	SEC1	SEC2	PRIM	SEC1	SEC2(TOTAL)	O2	CO	CO2	NO	SO2
				FLOW SCFM							FLOW SCFM			SR (CUM)			MEASURED				
OIL (%)	LOAD			TEMP (F)							TEMP (F) VELOCITY (FT/SEC)						CORR TO 0% O2 CORR TO 3% O2				
453	15:43:48	79.4	13553	2325	3440	3502	3514	3405	0	16186	2325	4158	9703	0.17	0.48	1.19	3.5	20.0	15.0	208.8	2250.0
											145	535	541				0.0	24.0	18.0	240.0	2700.0
0.0	0.0	71.8		341	614	615	615	614	498		71	54	95				3.0	20.6	15.4	205.7	2314.3
K-TRON= 6200 LBS/HR SLEEVE = -0.50 in IN REG= 10 (CW)DEG OUT REG = 20 (CW)DEG P WB(in)= 8.80 in H2O P WB(out)= 8.60 in H2O FURNACE P= 0.16 in H2O COAL P= 5.90 in H2O MILL IN= 284 F MILL OUT= 151 F																					
T WB(in)= 535 F T WB(out)= 541 F SAMPLE= 1178 F EXIT 1=1574 F EXIT 2=1609 F EXIT 3=1661 F EXIT 4=1637 F EXIT 5=1557 F EXIT 6=1646 F EXIT(27')= 1095 F LWS(8')=2197 F LWS(13')= 2098 F LWS(19')= 1939 F																					
SORBENT LBS/HR= 0 SORBENT VELOCITY= 0 FT/SEC SORBENT AIR FLOW= 0 SCFM (Ca)/(S)= 0.00 OUTER REGISTER ADJ.																					
VALID DATA POINT # 7 ELAPSED TIME, MIN 5 RECORD ON TRK 0 FILE 83																					
489	16:07:30	78.7	13429	2327	3390	3505	3497	3409	0	16128	2327	4140	9661	0.17	0.48	1.20	3.6	25.0	15.0	205.0	2450.0
											144	552	549				0.0	30.2	18.1	247.4	2956.9
0.0	0.0	71.8		342	614	615	615	614	498		71	55	95				3.0	25.9	15.5	212.1	2534.5
K-TRON= 6200 LBS/HR SLEEVE = -0.50 in IN REG= 10 (CW)DEG OUT REG = 20 (CW)DEG P WB(in)= 8.80 in H2O P WB(out)= 8.60 in H2O FURNACE P= 0.16 in H2O COAL P= 5.90 in H2O MILL IN= 280 F MILL OUT= 153 F																					
T WB(in)= 552 F T WB(out)= 549 F SAMPLE= 1188 F EXIT 1=1596 F EXIT 2=1635 F EXIT 3=1690 F EXIT 4=1645 F EXIT 5=1553 F EXIT 6=1661 F EXIT(27')= 225 F LWS(8')=2202 F LWS(13')= 2056 F LWS(19')= 1924 F																					
SORBENT LBS/HR= 0 SORBENT VELOCITY= 0 FT/SEC SORBENT AIR FLOW= 0 SCFM (Ca)/(S)= 0.00 SLEEVE ADJ.																					
VALID DATA POINT # 8 ELAPSED TIME, MIN 5 RECORD ON TRK 0 FILE 82																					
508	16:21:07	79.0	13489	2246	3418	3537	3518	3481	0	16200	2246	4186	9768	0.17	0.48	1.20	3.6	25.0	15.2	190.0	2300.0
											145	587	568				0.0	30.2	18.3	229.3	2775.9
0.0	0.0	71.8		345	613	614	613	613	494		69	57	98				3.0	25.9	15.7	196.6	2379.3
K-TRON= 6200 LBS/HR SLEEVE = -0.75 in IN REG= 10 (CW)DEG OUT REG = 20 (CW)DEG P WB(in)= 7.10 in H2O P WB(out)= 6.90 in H2O FURNACE P= 0.16 in H2O COAL P= 5.90 in H2O MILL IN= 285 F MILL OUT= 154 F																					
T WB(in)= 587 F T WB(out)= 568 F SAMPLE= 1201 F EXIT 1=1637 F EXIT 2=1659 F EXIT 3=1705 F EXIT 4=1655 F EXIT 5=1564 F EXIT 6=1662 F EXIT(27')= 0 F LWS(8')=2218 F LWS(13')= 2058 F LWS(19')= 1954 F																					
SORBENT LBS/HR= 0 SORBENT VELOCITY= 0 FT/SEC SORBENT AIR FLOW= 0 SCFM (Ca)/(S)= 0.00 SLEEVE ADJ.																					
VALID DATA POINT # 9 ELAPSED TIME, MIN 5 RECORD ON TRK 0 FILE 84																					
533	16:34:06	79.9	13632	2307	3343	3399	3443	3348	0	15839	2307	4060	9472	0.17	0.47	1.16	3.0	25.0	15.4	175.0	2200.0
											145	640	655				0.0	29.2	18.0	204.2	2566.7
0.0	0.0	71.8		344	613	614	616	613	489		71	58	103				3.0	25.0	15.4	175.0	2200.0
K-TRON= 6200 LBS/HR SLEEVE = -1.00 in IN REG= 10 (CW)DEG OUT REG = 20 (CW)DEG P WB(in)= 6.50 in H2O P WB(out)= 6.20 in H2O FURNACE P= 0.16 in H2O COAL P= 5.90 in H2O MILL IN= 290 F MILL OUT= 155 F																					
T WB(in)= 640 F T WB(out)= 655 F SAMPLE= 1195 F EXIT 1=1644 F EXIT 2=1675 F EXIT 3=1715 F EXIT 4=1686 F EXIT 5=1583 F EXIT 6=1678 F EXIT(27')= 0 F LWS(8')=2206 F LWS(13')= 2080 F LWS(19')= 1962 F																					
SORBENT LBS/HR= 0 SORBENT VELOCITY= 0 FT/SEC SORBENT AIR FLOW= 0 SCFM (Ca)/(S)= 0.00 SLEEVE ADJ.																					
VALID DATA POINT # 10 ELAPSED TIME, MIN 5 RECORD ON TRK 0 FILE 85																					
537	16:42:17	77.4	13202	2281	3394	3526	3497	3429	0	16127	2281	4154	9692	0.17	0.49	1.22	3.9	28.0	14.6	180.0	1950.0
											147	651	655				0.0	24.6	17.9	221.1	2394.7
0.0	0.0	71.8		345	611	612	611	610	489		70	60	105				3.0	21.1	15.4	189.5	2052.6
K-TRON= 6200 LBS/HR SLEEVE = -1.00 in IN REG= 10 (CW)DEG OUT REG = 20 (CW)DEG P WB(in)= 6.50 in H2O P WB(out)= 6.20 in H2O FURNACE P= 0.16 in H2O COAL P= 5.90 in H2O MILL IN= 286 F MILL OUT= 157 F																					
T WB(in)= 651 F T WB(out)= 655 F SAMPLE= 1200 F EXIT 1=1659 F EXIT 2=1678 F EXIT 3=1703 F EXIT 4=1673 F EXIT 5=1555 F EXIT 6=1645 F EXIT(27')= 0 F LWS(8')=2219 F LWS(13')= 2075 F LWS(19')= 1974 F																					
SORBENT LBS/HR= 0 SORBENT VELOCITY= 0 FT/SEC SORBENT AIR FLOW= 0 SCFM (Ca)/(S)= 0.00 SLEEVE ADJ.																					
VALID DATA POINT # 11 ELAPSED TIME, MIN 5 RECORD ON TRK 0 FILE 86																					
[illegible]	16:46:08	79.0	13476	2262	3384	3507	3522	3419	0	16094	2262	4150	9682	0.17	0.48	1.19	3.5	20.0	15.2	185.0	1800.0
											146	642	629				0.0	24.0	18.2	222.0	2160.0
0.0	0.0	71.8		344	613	614	614	612	486		69	60	103				3.0	20.6	15.6	190.3	1851.4
K-TRON= 6200 LBS/HR SLEEVE = -1.00 in IN REG= 10 (CW)DEG OUT REG = 20 (CW)DEG P WB(in)= 6.50 in H2O P WB(out)= 6.20 in H2O FURNACE P= 0.16 in H2O COAL P= 5.90 in H2O MILL IN= 286 F MILL OUT= 157 F																					
T WB(in)= 642 F T WB(out)= 629 F SAMPLE= 1210 F EXIT 1=1655 F EXIT 2=1703 F EXIT 3=1731 F EXIT 4=1678 F EXIT 5=1577 F EXIT 6=1677 F EXIT(27')= 0 F LWS(8')=2238 F LWS(13')= 2108 F LWS(19')= 1989 F																					
[illegible]SORBENT LBS/HR= 0 SORBENT VELOCITY= 0 FT/SEC SORBENT AIR FLOW= 0 SCFM (Ca)/(S)= 0.00 SLEEVE ADJ.																					
[illegible]VALID DATA POINT # 12 ELAPSED TIME, MIN 4 RECORD ON TRK 0 FILE 87																					

DATE	: 09-30-85	NOZ'L. DES.	: PSR	
SYSTEM	: LWS-INS.	SEC. CONFGN	: ASP	
BURNER	: HNR-80 MKB	SPREADER	: DIFFUSER	
FUEL	: OHIO-PITTS	OIL CHECK	: % .69	

PT#	TIME	LOAD MBTU/HR	TA	PRIM	V-2	V-3	V-4	V-5	V-6	TOTAL	PRIM	SEC1	SEC2	PRIM	SEC1	SEC2(TOTAL)	O2	CO	CO2	NO	SO2
OIL		CALC					FLOW SCFM					FLOW SCFM							MEASURED		
(%)	LOAD	MEAS	SCFM				TEMP (F)					TEMP (F)							CORR TO 0% O2		
												VELOCITY (FT/SEC)							CORR TO 3% O2		
588	17:15:57	79.8	13614	2269	3434	3553	3550	3452	0	16260	2269	4197	9793	0.17	0.47	1.19	3.5	25.0	15.0	190.0	1900.0
											146	649	671				0.0	30.0	18.0	228.0	2280.0
	0.0	0.0	71.8	345	618	628	621	619	514		70	61	108				3.0	25.7	15.4	195.4	1954.3
K-TRON= 6200 LBS/HR SLEEVE = -1.50 in IN REG= 10 (CW)DEG OUT REG = 20 (CW)DEG P WB(in)= 6.50 in H20 P WB(out)= 6.20 in H20 FURNACE P= 0.16 in H20 COAL P= 5.90 in H20 MILL IN= 287 F MILL OUT= 156 F																					
T WB(in)= 649 F T WB(out)= 671 F SAMPLE= 1195 F EXIT 1=1657 F EXIT 2=1645 F EXIT 3=1660 F EXIT 4=1633 F EXIT 5=1587 F EXIT 6=1653 F EXIT(27')= 1691 F LWS(8')=2121 F LWS(13')= 2001 F LWS(19')= 1915 F																					
SORBENT LBS/HR= 0 SORBENT VELOCITY= 0 FT/SEC SORBENT AIR FLOW= 0 SCFM [Ca]/[S]= 0.00 SLEEVE ADJ.																					
VALID DATA POINT # 13 ELAPSED TIME, MIN 4 RECORD ON TRK 0 FILE 88																					
613	17:27:36	79.1	13496	2227	3391	3521	3533	3447	0	16118	2227	4167	9724	0.16	0.47	1.19	3.5	20.0	15.0	185.0	1750.0
											146	569	581				0.0	24.0	18.0	222.0	2100.0
	0.0	0.0	71.8	349	618	619	619	619	505		68	56	99				3.0	20.6	15.4	190.3	1800.0
K-TRON= 6200 LBS/HR SLEEVE = -1.00 in IN REG= 10 (CW)DEG OUT REG = 20 (CW)DEG P WB(in)= 6.80 in H20 P WB(out)= 6.50 in H20 FURNACE P= 0.16 in H20 COAL P= 5.90 in H20 MILL IN= 287 F MILL OUT= 156 F																					
T WB(in)= 569 F T WB(out)= 581 F SAMPLE= 1194 F EXIT 1=1643 F EXIT 2=1670 F EXIT 3=1701 F EXIT 4=1670 F EXIT 5=1544 F EXIT 6=1652 F EXIT(27')= 1662 F LWS(8')=2224 F LWS(13')= 2075 F LWS(19')= 1971 F																					
SORBENT LBS/HR= 0 SORBENT VELOCITY= 0 FT/SEC SORBENT AIR FLOW= 0 SCFM [Ca]/[S]= 0.00 BASELINE FULL LOAD																					
VALID DATA POINT # 14 ELAPSED TIME, MIN 4 RECORD ON TRK 0 FILE 89																					
617	17:31:09	73.7	12585	2265	3452	3526	3573	3490	0	16306	2265	4212	9828	0.18	0.51	1.30	4.9	17.5	13.6	190.0	1850.0
											146	665	662				0.0	22.8	17.7	247.8	2413.0
	0.0	0.0	71.8	343	619	620	620	618	499		69	62	108				3.0	19.6	15.2	212.4	2068.3
K-TRON= 6200 LBS/HR SLEEVE = -1.00 in IN REG= 10 (CW)DEG OUT REG = 20 (CW)DEG P WB(in)= 6.50 in H20 P WB(out)= 6.20 in H20 FURNACE P= 0.16 in H20 COAL P= 5.90 in H20 MILL IN= 284 F MILL OUT= 152 F																					
T WB(in)= 665 F T WB(out)= 662 F SAMPLE= 1175 F EXIT 1=1559 F EXIT 2=1606 F EXIT 3=1660 F EXIT 4=1614 F EXIT 5=1516 F EXIT 6=1613 F EXIT(27')= 1587 F LWS(8')=2156 F LWS(13')= 1989 F LWS(19')= 1901 F																					
SORBENT LBS/HR= 0 SORBENT VELOCITY= 0 FT/SEC SORBENT AIR FLOW= 0 SCFM [Ca]/[S]= 0.00 EXCESS AIR																					
VALID DATA POINT # 15 ELAPSED TIME, MIN 4 RECORD ON TRK 0 FILE 90																					
625	17:41:59	78.9	13473	2253	3425	3519	3544	3441	0	16181	2253	4179	9750	0.17	0.48	1.20	3.6	20.0	14.8	185.0	2000.0
											142	651	653				0.0	24.1	17.9	223.3	2413.0
	0.0	0.0	71.8	345	618	620	619	619	498		69	60	106				3.0	20.7	15.3	191.4	2069.0
K-TRON= 6200 LBS/HR SLEEVE = -1.00 in TN REG= 10 (CW)DEG OUT REG = 20 (CW)DEG P WB(in)= 6.50 in H20 P WB(out)= 6.20 in H20 FURNACE P= 0.16 in H20 COAL P= 5.90 in H20 MILL IN= 284 F MILL OUT= 151 F																					
T WB(in)= 651 F T WB(out)= 653 F SAMPLE= 1198 F EXIT 1=1581 F EXIT 2=1649 F EXIT 3=1706 F EXIT 4=1651 F EXIT 5=1566 F EXIT 6=1658 F EXIT(27')= 1618 F LWS(8')=2197 F LWS(13')= 2050 F LWS(19')= 1964 F																					
SORBENT LBS/HR= 0 SORBENT VELOCITY= 0 FT/SEC SORBENT AIR FLOW= 0 SCFM [Ca]/[S]= 0.00 BASELINE FULL LOAD																					
VALID DATA POINT # 16 ELAPSED TIME, MIN 5 RECORD ON TRK 0 FILE 91																					
669	18:18:25	78.5	13393	2220	3382	3533	3521	3338	0	15995	2220	4133	9643	0.17	0.47	1.19	3.5	30.0	15.0	185.0	1700.0
											160	586	595				0.0	36.0	18.0	222.0	2040.0
	0.0	0.0	71.8	455	616	617	616	616	489		70	56	99				3.0	30.9	15.4	190.3	1748.6
K-TRON= 6200 LBS/HR SLEEVE = -1.00 in IN REG= 10 (CW)DEG OUT REG = 20 (CW)DEG P WB(in)= 6.70 in H20 P WB(out)= 6.50 in H20 FURNACE P= 0.16 in H20 COAL P= 5.90 in H20 MILL IN= 372 F MILL OUT= 177 F																					
T WB(in)= 586 F T WB(out)= 595 F SAMPLE= 1195 F EXIT 1=1626 F EXIT 2=1650 F EXIT 3=1691 F EXIT 4=1656 F EXIT 5=1529 F EXIT 6=1635 F EXIT(27')= 1642 F LWS(8')=2202 F LWS(13')= 2070 F LWS(19')= 1955 F																					
SORBENT LBS/HR= 0 SORBENT VELOCITY= 0 FT/SEC SORBENT AIR FLOW= 0 SCFM [Ca]/[S]= 0.00 MILL TEMP ADJ. AND COAL FINENESS ADJ.																					
VALID DATA POINT # 17 ELAPSED TIME, MIN 5 RECORD ON TRK 0 FILE 92																					
699	18:28:38	76.7	13085	2610	3414	3549	3567	3412	0	16552	2610	4183	9759	0.20	0.52	1.26	4.5	50.0	14.2	180.0	2050.0
											160	582	586				0.0	63.6	18.1	229.1	2609.1
	0.0	0.0	71.8	404	595	596	597	596	478		82	57	108				3.0	54.5	15.5	196.4	2236.4
K-TRON= 6200 LBS/HR SLEEVE = -1.00 in IN REG= 10 (CW)DEG OUT REG = 20 (CW)DEG P WB(in)= 6.70 in H20 P WB(out)= 6.50 in H20 FURNACE P= 0.16 in H20 COAL P= 5.90 in H20 MILL IN= 352 F MILL OUT= 175 F																					
T WB(in)= 582 F T WB(out)= 586 F SAMPLE= 1188 F EXIT 1=1636 F EXIT 2=1631 F EXIT 3=1671 F EXIT 4=1656 F EXIT 5=1549 F EXIT 6=1632 F EXIT(27')= 1654 F LWS(8')=2161 F LWS(13')= 2053 F LWS(19')= 1931 F																					
SORBENT LBS/HR= 0 SORBENT VELOCITY= 0 FT/SEC SORBENT AIR FLOW= 0 SCFM [Ca]/[S]= 0.00 EXCESS AIR																					
VALID DATA POINT # 18 ELAPSED TIME, MIN 5 RECORD ON TRK 0 FILE 93																					

DATE	:	09-30-85	NOZZL. DES.	:	FSR
SYSTEM	:	LWS-INS.	SEC. CONFGN	:	ASP
BURNER	:	HNR-80 MK3	SPREADER	:	DIFFUSER
FUEL	:	OHIO-PITT8	OIL CHECK	:	5.69

PT#	TIME	LOAD MBTU/HR	TA	PRIM	V-2	V-3	V-4	V-5	V-6	TOTAL	PRIM	SEC1	SEC2	PRIM	SEC1	SEC2(TOTAL)	O2	CO	CO2	NO	SO2
	OIL	CALC	SCFM	FLOW SCFM							FLOW SCFM			SR (CUM)			MEASURED				
(Z)	LOAD	MEAS		TEMP (F)							TEMP (F)						CORR TO 0% O2				
											VELOCITY (FT/SEC)						CORR TO 3% O2				
705	18:32:58	79.2	13519	2589	3337	3401	3463	3356	0	16146	2589	4067	9489	0.19	0.49	1.19	3.5	60.0	15.2	165.0	2200.0
											159	618	607				0.0	72.0	18.2	198.0	2640.0
0.0	0.0	71.8		408	623	623	624	622	486		81	57	99				3.0	61.7	15.6	169.7	2262.9
K-TRON= 6200 LBS/HR SLEEVE = -1.00 in IN REG= 10 (CW)DEG OUT REG = 20 (CW)DEG P WB(in)= 6.40 in H2O P WB(out)= 6.20 in H2O FURNACE P= 0.16 in H2O COAL P= 5.90 in H2O MILL IN= 353 F MILL OUT= 173 F																					
T WB(in)= 618 F T WB(out)= 607 F SAMPLE= 1194 F EXIT 1=1655 F EXIT 2=1672 F EXIT 3=1720 F EXIT 4=1708 F EXIT 5=1592 F EXIT 6=1673 F EXIT(27')= 1669 F LWS(8')=2165 F LWS(13')= 2062 F LWS(19')= 1962 F																					
SORBENT LBS/HR= 0 SORBENT VELOCITY= 0 FT/SEC SORBENT AIR FLOW= 0 SCFM [Ca]/[S]= 0.00 BASELINE																					
VALID DATA POINT # 19 ELAPSED TIME, MIN 5 RECORD ON TRK 0 FILE 94																					
724	18:43:47	80.0	13653	2021	3421	3597	3612	3476	0	16126	2021	4232	9874	0.15	0.46	1.18	3.3	60.0	15.4	180.0	2250.0
											159	603	614				0.0	71.2	18.3	213.6	2669.5
0.0	0.0	71.8		475	615	617	617	616	490		63	59	184				3.0	61.0	15.7	183.1	2288.1
K-TRON= 6200 LBS/HR SLEEVE = -1.00 in IN REG= 10 (CW)DEG OUT REG = 20 (CW)DEG P WB(in)= 7.10 in H2O P WB(out)= 6.90 in H2O FURNACE P= 0.16 in H2O COAL P= 5.90 in H2O MILL IN= 384 F MILL OUT= 175 F																					
T WB(in)= 603 F T WB(out)= 614 F SAMPLE= 1208 F EXIT 1=1622 F EXIT 2=1668 F EXIT 3=1726 F EXIT 4=1678 F EXIT 5=1575 F EXIT 6=1672 F EXIT(27')= 1624 F LWS(8')=2141 F LWS(13')= 2017 F LWS(19')= 1928 F																					
SORBENT LBS/HR= 0 SORBENT VELOCITY= 0 FT/SEC SORBENT AIR FLOW= 0 SCFM [Ca]/[S]= 0.00 LOWER PA																					
VALID DATA POINT # 20 ELAPSED TIME, MIN 3 RECORD ON TRK 0 FILE 95																					
727	18:49:02	79.9	13635	2007	3497	3614	3629	3537	0	16284	2007	4283	9994	0.15	0.46	1.19	3.5	60.0	15.0	205.0	2150.0
											160	605	606				0.0	72.0	18.0	246.0	2580.0
0.0	0.0	71.8		473	602	604	604	604	490		63	59	184				3.0	61.7	15.4	210.9	2211.4
K-TRON= 6200 LBS/HR SLEEVE = -1.00 in IN REG= 10 (CW)DEG OUT REG = 20 (CW)DEG P WB(in)= 7.10 in H2O P WB(out)= 6.90 in H2O FURNACE P= 0.16 in H2O COAL P= 5.90 in H2O MILL IN= 388 F MILL OUT= 176 F																					
T WB(in)= 605 F T WB(out)= 606 F SAMPLE= 1201 F EXIT 1=1568 F EXIT 2=1612 F EXIT 3=1675 F EXIT 4=1631 F EXIT 5=1552 F EXIT 6=1653 F EXIT(27')= 1586 F LWS(8')=2167 F LWS(13')= 2024 F LWS(19')= 1912 F																					
SORBENT LBS/HR= 0 SORBENT VELOCITY= 0 FT/SEC SORBENT AIR FLOW= 0 SCFM [Ca]/[S]= 0.00 BASELINE																					
VALID DATA POINT # 21 ELAPSED TIME, MIN 4 RECORD ON TRK 0 FILE 96																					

DATE	:	10-01-85	NOZZL. DES.	:	FSR
SYSTEM	:	LWS-INS.	SEC. CONFGN	:	ASP
BURNER	:	HNR-80 MKB	SPREADER	:	DIFFUSER
FUEL	:	OHIO-PITT8	OIL CHECK	:	4.5

PT#	TIME	LOAD MBTU/HR CALC	TA SCFM	PRIM	V-2	V-3	V-4	V-5	V-6	TOTAL	PRIM	SEC1	SEC2	PRIM	SEC1	SEC2(TOTAL)	O2	CO	CO2	NO	SO2
OIL						FLOW SCFM						FLOW SCFM			SR (CUM)				MEASURED		
(%)	LOAD	MEAS				TEMP (F)						TEMP (F)							CORR TO 0% O2		
												VELOCITY (FT/SEC)							CORR TO 3% O2		
159	09:43:26	79.5	13567	2376	3461	3487	3510	3460	0	16294	2376	4175	9742	0.18	0.48	1.20	3.6	25.0	15.4	190.0	0.0
											143	598	578				0.0	30.2	18.6	229.3	0.0
0.0	0.0	74.1		354	627	625	627	624	513		73	58	99				3.0	25.9	15.9	196.6	0.0
K-TRON= 6400 LBS/HR SLEEVE = -1.00 in IN REG= 10 (CW)DEG OUT REG = 20 (CW)DEG P WB(in)= 6.80 in H2O P WB(out)= 6.50 in H2O FURNACE P= 0.15 in H2O COAL P= 5.60 in H2O MILL IN= 292 F MILL OUT= 150 F																					
T WB(in)= 598 F T WB(out)= 578 F SAMPLE= 1161 F EXIT 1=1590 F EXIT 2=1655 F EXIT 3=1697 F EXIT 4=1642 F EXIT 5=1544 F EXIT 6=1646 F EXIT(27')= 1588 F LWS(8')=2188 F LWS(13')= 2179 F LWS(19')= 1947 F																					
SORBENT LBS/HR= 0 SORBENT VELOCITY= 0 FT/SEC SORBENT AIR FLOW= 0 SCFM [Ca]/[S]= 0.00 BASELINE FULL LOAD																					
VALID DATA POINT # 1 ELAPSED TIME, MIN 7 RECORD ON TRK 0 FILE 97																					
192	10:03:12	82.8	14132	2308	3307	3316	3330	3315	0	15577	2308	3981	9288	0.16	0.45	1.10	2.0	45.0	17.2	170.0	2900.0
											145	548	543				0.0	49.7	19.0	187.9	3205.3
0.0	0.0	74.1		365	637	635	637	633	510		71	52	91				3.0	42.6	16.3	161.1	2747.4
K-TRON= 6400 LBS/HR SLEEVE = -1.00 in IN REG= 10 (CW)DEG OUT REG = 20 (CW)DEG P WB(in)= 6.20 in H2O P WB(out)= 6.00 in H2O FURNACE P= 0.15 in H2O COAL P= 5.60 in H2O MILL IN= 300 F MILL OUT= 155 F																					
T WB(in)= 548 F T WB(out)= 543 F SAMPLE= 1140 F EXIT 1=1645 F EXIT 2=1716 F EXIT 3=1743 F EXIT 4=1679 F EXIT 5=1571 F EXIT 6=1682 F EXIT(27')= 1651 F LWS(8')=2222 F LWS(13')= 2238 F LWS(19')= 2022 F																					
SORBENT LBS/HR= 0 SORBENT VELOCITY= 0 FT/SEC SORBENT AIR FLOW= 0 SCFM [Ca]/[S]= 0.00 EXCESS AIR CURVE																					
VALID DATA POINT # 2 ELAPSED TIME, MIN 5 RECORD ON TRK 0 FILE 98																					
208	10:09:02	84.2	14366	2282	3254	3270	3275	3281	0	15363	2282	3924	9156	0.16	0.43	1.07	1.4	250.0	17.8	160.0	3000.0
											145	803	782				0.0	267.9	19.1	171.4	3214.3
0.0	0.0	74.1		365	636	635	637	634	508		70	65	111				3.0	229.6	16.3	146.9	2755.1
K-TRON= 6400 LBS/HR SLEEVE = -1.00 in IN REG= 10 (CW)DEG OUT REG = 20 (CW)DEG P WB(in)= 6.20 in H2O P WB(out)= 6.00 in H2O FURNACE P= 0.15 in H2O COAL P= 5.60 in H2O MILL IN= 299 F MILL OUT= 155 F																					
T WB(in)= 803 F T WB(out)= 782 F SAMPLE= 1161 F EXIT 1=1723 F EXIT 2=1763 F EXIT 3=1802 F EXIT 4=1740 F EXIT 5=1603 F EXIT 6=1735 F EXIT(27')= 1511 F LWS(8')=2220 F LWS(13')= 2247 F LWS(19')= 2049 F																					
SORBENT LBS/HR= 0 SORBENT VELOCITY= 0 FT/SEC SORBENT AIR FLOW= 0 SCFM [Ca]/[S]= 0.00 SMOKE POINT																					
VALID DATA POINT # 3 ELAPSED TIME, MIN 2 RECORD ON TRK 0 FILE 99																					
214	10:22:32	81.1	13841	2270	3359	3359	3357	3314	0	15658	2270	4016	9372	0.16	0.45	1.13	2.5	30.0	17.0	175.0	2850.0
											149	573	576				0.0	34.1	19.3	198.6	3235.1
0.0	0.0	74.1		366	634	632	633	631	510		70	54	95				3.0	29.2	16.5	170.3	2773.0
K-TRON= 6400 LBS/HR SLEEVE = -1.00 in IN REG= 10 (CW)DEG OUT REG = 20 (CW)DEG P WB(in)= 6.40 in H2O P WB(out)= 6.10 in H2O FURNACE P= 0.14 in H2O COAL P= 5.60 in H2O MILL IN= 303 F MILL OUT= 158 F																					
T WB(in)= 573 F T WB(out)= 576 F SAMPLE= 1163 F EXIT 1=1673 F EXIT 2=1708 F EXIT 3=1768 F EXIT 4=1716 F EXIT 5=1596 F EXIT 6=1718 F EXIT(27')= 1612 F LWS(8')=2235 F LWS(13')= 2242 F LWS(19')= 2074 F																					
SORBENT LBS/HR= 0 SORBENT VELOCITY= 0 FT/SEC SORBENT AIR FLOW= 0 SCFM [Ca]/[S]= 0.00 EXCESS AIR CURVE																					
VALID DATA POINT # 4 ELAPSED TIME, MIN 4 RECORD ON TRK 0 FILE 100																					
238	10:29:46	79.2	13521	2269	3381	3344	3369	3347	0	15710	2269	4032	9408	0.17	0.47	1.16	3.0	25.0	16.6	175.0	2700.0
											148	760	693				0.0	29.2	19.4	204.2	3150.0
0.0	0.0	74.1		365	631	630	632	628	509		70	64	106				3.0	25.0	16.6	175.0	2700.0
K-TRON= 6400 LBS/HR SLEEVE = -1.00 in IN REG= 10 (CW)DEG OUT REG = 20 (CW)DEG P WB(in)= 6.40 in H2O P WB(out)= 6.10 in H2O FURNACE P= 0.14 in H2O COAL P= 5.60 in H2O MILL IN= 301 F MILL OUT= 155 F																					
T WB(in)= 760 F T WB(out)= 693 F SAMPLE= 1144 F EXIT 1=1578 F EXIT 2=1629 F EXIT 3=1673 F EXIT 4=1630 F EXIT 5=1524 F EXIT 6=1626 F EXIT(27')= 1590 F LWS(8')=2193 F LWS(13')= 2174 F LWS(19')= 1984 F																					
SORBENT LBS/HR= 0 SORBENT VELOCITY= 0 FT/SEC SORBENT AIR FLOW= 0 SCFM [Ca]/[S]= 0.00 EXCESS AIR CURVE																					
VALID DATA POINT # 5 ELAPSED TIME, MIN 3 RECORD ON TRK 0 FILE 101																					
277	11:02:08	78.9	13465	2374	3708	3646	3664	3641	0	17033	2374	4398	10261	0.18	0.50	1.26	4.5	20.0	16.4	220.0	2400.0
											145	650	640				0.0	25.5	20.9	280.0	3054.5
0.0	0.0	72.9		302	624	622	624	622	510		73	64	110				3.0	21.8	17.9	240.0	2618.2
K-TRON= 6300 LBS/HR SLEEVE = -1.00 in IN REG= 10 (CW)DEG OUT REG = 20 (CW)DEG P WB(in)= 7.50 in H2O P WB(out)= 7.20 in H2O FURNACE P= 0.18 in H2O COAL P= 5.60 in H2O MILL IN= 259 F MILL OUT= 146 F																					
T WB(in)= 650 F T WB(out)= 640 F SAMPLE= 1172 F EXIT 1=1587 F EXIT 2=1643 F EXIT 3=1701 F EXIT 4=1653 F EXIT 5=1569 F EXIT 6=1664 F EXIT(27')= 1588 F LWS(8')=2158 F LWS(13')= 2151 F LWS(19')= 1959 F																					
SORBENT LBS/HR= 0 SORBENT VELOCITY= 0 FT/SEC SORBENT AIR FLOW= 0 SCFM [Ca]/[S]= 0.00 EXCESS AIR CURVE																					
VALID DATA POINT # 6 ELAPSED TIME, MIN 5 RECORD ON TRK 0 FILE 102																					

DATE	:	10-01-85	NOZZL.DES.	: FSR
SYSTEM	:	LWS-INS.	SEC.CONFGN	: ASP
BURNER	:	HNR-80 MK3	SPREADER	: DIFFUSER
FUEL	:	OHIO-PITT8	OIL CHECK	: 4.5

PT#	TIME	LOAD MBTU/HR	TA	PRIM	V-2	V-3	V-4	V-5	V-6	TOTAL	PRIM	SEC1	SEC2	PRIM	SEC1	SEC2(TOTAL)	O2	CO	CO2	NO	SO2
	OIL	CALC					FLOW SCFM					FLOW SCFM				SR (CUM)			MEASURED		
(%)	LOAD	MEAS	SCFM									TEMP (F)							· CORR TO 0% O2		
							TEMP (F)					VELOCITY (FT/SEC)							CORR TO 3% O2		
310	11:22:05	78.6	13416	2421	4026	3954	3974	4015	0	18390	2421	4791	11178	0.18	0.54	1.37	5.8	15.0	15.2	250.0	2350.0
											143	645	629				0.0	20.7	21.0	345.4	3246.7
0.0	0.0	72.9		296	620	618	620	618	514		74	69	119				3.0	17.8	18.0	296.1	2782.9
K-TRON= 6300 LBS/HR SLEEVE = -1.00 in IN REG= 10 (CW)DEG OUT REG = 20 (CW)DEG P WB(in)= 8.50 in H2O P WB(out)= 8.10 in H2O FURNACE P= 0.22 in H2O COAL P= 5.60 in H2O MILL IN= 254 F MILL OUT= 145 F																					
T WB(in)= 645 F T WB(out)= 629 F SAMPLE= 1196 F EXIT 1=1565 F EXIT 2=1623 F EXIT 3=1676 F EXIT 4=1628 F EXIT 5=1548 F EXIT 6=1651 F EXIT(27')= 1513 F LWS(8')=2106 F LWS(13')= 2089 F LWS(19')= 1986 F																					
SORBENT LBS/HR= 0 SORBENT VELOCITY= 0 FT/SEC SORBENT AIR FLOW= 0 SCFM [Ca]/[S]= 0.00 EXCESS AIR CURVE																					
VALID DATA POINT # 7 ELAPSED TIME, MIN 5 RECORD ON TRK 0 FILE 103																					
318	11:29:44	79.7	13594	2389	3835	3832	3833	3831	0	17721	2389	4600	10732	0.18	0.51	1.30	5.0	15.0	16.0	235.0	2450.0
											142	636	620				0.0	19.7	21.0	308.4	3215.6
0.0	0.0	72.9		299	622	620	622	619	514		73	66	113				3.0	16.9	18.0	264.4	2756.3
K-TRON= 6300 LBS/HR SLEEVE = -1.00 in IN REG= 10 (CW)DEG OUT REG = 20 (CW)DEG P WB(in)= 7.90 in H2O P WB(out)= 7.60 in H2O FURNACE P= 0.22 in H2O COAL P= 5.60 in H2O MILL IN= 256 F MILL OUT= 146 F																					
T WB(in)= 636 F T WB(out)= 620 F SAMPLE= 1199 F EXIT 1=1612 F EXIT 2=1675 F EXIT 3=1718 F EXIT 4=1663 F EXIT 5=1579 F EXIT 6=1675 F EXIT(27')= 1634 F LWS(8')=2137 F LWS(13')= 2105 F LWS(19')= 1944 F																					
SORBENT LBS/HR= 0 SORBENT VELOCITY= 0 FT/SEC SORBENT AIR FLOW= 0 SCFM [Ca]/[S]= 0.00 EXCESS AIR CURVE																					
VALID DATA POINT # 8 ELAPSED TIME, MIN 4 RECORD ON TRK 0 FILE 104																					
332	11:37:49	73.5	12546	2409	3107	3174	3140	3153	0	14984	2409	3772	8802	0.19	0.49	1.19	3.5	25.0	17.0	165.0	2650.0
											143	598	663				0.0	30.0	20.4	198.0	3180.0
0.0	0.0	66.8		299	624	622	624	621	505		73	52	96				3.0	25.7	17.5	169.7	2725.7
K-TRON= 5700 LBS/HR SLEEVE = -1.00 in IN REG= 10 (CW)DEG OUT REG = 20 (CW)DEG P WB(in)= 5.80 in H2O P WB(out)= 5.50 in H2O FURNACE P= 0.13 in H2O COAL P= 5.40 in H2O MILL IN= 257 F MILL OUT= 148 F																					
T WB(in)= 598 F T WB(out)= 663 F SAMPLE= 1128 F EXIT 1=1612 F EXIT 2=1642 F EXIT 3=1689 F EXIT 4=1648 F EXIT 5=1536 F EXIT 6=1628 F EXIT(27')= 1618 F LWS(8')=2124 F LWS(13')= 2118 F LWS(19')= 1928 F																					
SORBENT LBS/HR= 0 SORBENT VELOCITY= 0 FT/SEC SORBENT AIR FLOW= 0 SCFM [Ca]/[S]= 0.00 BASELINE 70MKB																					
VALID DATA POINT # 9 ELAPSED TIME, MIN 4 RECORD ON TRK 0 FILE 105																					
388	12:13:16	61.9	10569	2383	2535	2624	2622	2528	0	12693	2383	3093	7217	0.23	0.52	1.20	3.6	35.0	15.4	150.0	2650.0
											148	581	594				0.0	42.2	18.6	181.0	3198.3
0.0	0.0	56.7		300	632	630	633	632	497		73	42	74				3.0	36.2	15.9	155.2	2741.4
K-TRON= 4900 LBS/HR SLEEVE = -1.00 in IN REG= 10 (CW)DEG OUT REG = 20 (CW)DEG P WB(in)= 4.10 in H2O P WB(out)= 3.90 in H2O FURNACE P= 0.06 in H2O COAL P= 5.30 in H2O MILL IN= 260 F MILL OUT= 154 F																					
T WB(in)= 581 F T WB(out)= 594 F SAMPLE= 1021 F EXIT 1=1536 F EXIT 2=1528 F EXIT 3=1577 F EXIT 4=1561 F EXIT 5=1453 F EXIT 6=1531 F EXIT(27')= 1481 F LWS(8')=2002 F LWS(13')= 2021 F LWS(19')= 1829 F																					
SORBENT LBS/HR= 0 SORBENT VELOCITY= 0 FT/SEC SORBENT AIR FLOW= 0 SCFM [Ca]/[S]= 0.00 BASELINE 60MKB																					
VALID DATA POINT # 10 ELAPSED TIME, MIN 5 RECORD ON TRK 0 FILE 106																					
402	12:24:39	62.6	10687	2379	2360	2514	2465	2372	0	12091	2379	2913	6798	0.22	0.50	1.13	2.5	130.0	16.6	120.0	2850.0
											146	526	522				0.0	147.6	18.8	136.2	3235.1
0.0	0.0	56.7		306	633	631	635	632	485		73	37	65				3.0	126.5	16.2	116.8	2773.0
K-TRON= 4900 LBS/HR SLEEVE = -1.00 in IN REG= 10 (CW)DEG OUT REG = 20 (CW)DEG P WB(in)= 3.00 in H2O P WB(out)= 3.60 in H2O FURNACE P= 0.06 in H2O COAL P= 5.30 in H2O MILL IN= 263 F MILL OUT= 155 F																					
T WB(in)= 526 F T WB(out)= 522 F SAMPLE= 1037 F EXIT 1=1601 F EXIT 2=1607 F EXIT 3=1646 F EXIT 4=1622 F EXIT 5=1475 F EXIT 6=1572 F EXIT(27')= 1556 F LWS(8')=1998 F LWS(13')= 2020 F LWS(19')= 1865 F																					
SORBENT LBS/HR= 0 SORBENT VELOCITY= 0 FT/SEC SORBENT AIR FLOW= 0 SCFM [Ca]/[S]= 0.00 LOW EXCESS AIR																					
VALID DATA POINT # 11 ELAPSED TIME, MIN 2 RECORD ON TRK 0 FILE 107																					
432	12:45:47	64.1	10937	2349	2854	2885	2887	2860	0	13835	2349	3446	8040	0.21	0.53	1.26	4.5	30.0	15.0	155.0	2500.0
											148	563	559				0.0	38.2	19.1	197.3	3181.8
0.0	0.0	56.7		302	632	630	633	632	493		72	46	80				3.0	32.7	16.4	169.1	2727.3
K-TRON= 4900 LBS/HR SLEEVE = -1.00 in IN REG= 10 (CW)DEG OUT REG = 20 (CW)DEG P WB(in)= 4.80 in H2O P WB(out)= 4.60 in H2O FURNACE P= 0.07 in H2O COAL P= 5.30 in H2O MILL IN= 261 F MILL OUT= 154 F																					
T WB(in)= 563 F T WB(out)= 559 F SAMPLE= 1084 F EXIT 1=1552 F EXIT 2=1563 F EXIT 3=1622 F EXIT 4=1585 F EXIT 5=1483 F EXIT 6=1559 F EXIT(27')= 1543 F LWS(8')=1967 F LWS(13')= 1983 F LWS(19')= 1816 F																					
SORBENT LBS/HR= 0 SORBENT VELOCITY= 0 FT/SEC SORBENT AIR FLOW= 0 SCFM [Ca]/[S]= 0.00 EXCESS AIR CURVE																					
VALID DATA POINT # 12 ELAPSED TIME, MIN 5 RECORD ON TRK 0 FILE 108																					

DATE	:	10-01-85	NOZZL. DES.	: FSR
SYSTEM	:	LWS-INS.	SEC. CONFGN	: ASP
BURNER	:	HNR-80 MKB	SPREADER	: DIFFUSER
FUEL	:	OHIO-PITTS	OIL CHECK	: 4.5

PT#	TIME	LOAD MBTU/HR	TA	PRIM	V-2	V-3	V-4	V-5	V-6	TOTAL	PRIM	SEC1	SEC2	PRIM	SEC1	SEC2(TOTAL)	O2	CO	CO2	NO	SO2
	OIL	CALC					FLOW SCFM					FLOW SCFM			SR (CUM)				MEASURED		
(%)	LOAD	MEAS	SCFM				TEMP (F)					TEMP (F)							CORR TO 0% O2		
												VELOCITY (FT/SEC)							CORR TO 3% O2		
455	13:01:36	59.2	10097	2410	3086	3149	3138	3115	0	14897	2410	3746	8741	0.24	0.61	1.48	6.9	25.0	13.0	190.0	2100.0
											149	559	565				0.0	37.2	19.4	283.0	3127.7
0.0	0.0	56.7		296	629	628	631	631	495		74	50	87				3.0	31.9	16.6	242.6	2680.9
K-TRON= 4900 LBS/HR SLEEVE = -1.00 in IN REG= 10 (CW)DEG OUT REG = 20 (CW)DEG P WB(in)= 5.60 in H2O P WB(out)= 5.40 in H2O FURNACE P= 0.10 in H2O COAL P= 5.30 in H2O MILL IN= 258 F MILL OUT= 154 F																					
T WB(in)= 559 F T WB(out)= 565 F SAMPLE= 1075 F EXIT 1=1482 F EXIT 2=1491 F EXIT 3=1535 F EXIT 4=1506 F EXIT 5=1416 F EXIT 6=1495 F EXIT(27')= 1472 F LWS(8')=1930 F LWS(13')= 1944 F LWS(19')= 1748 F																					
SORBENT LBS/HR= 0 SORBENT VELOCITY= 0 FT/SEC SORBENT AIR FLOW= 0 SCFM (Ca)/(S)= 0.00 EXCESS AIR CURVE																					
VALID DATA POINT # 13 ELAPSED TIME, MIN 7 RECORD ON TRK 0 FILE 109																					
465	13:11:35	62.6	10684	2420	3098	3134	3114	3069	0	14835	2420	3725	8691	0.23	0.58	1.39	6.0	25.0	13.6	180.0	2250.0
											150	563	564				0.0	35.0	19.0	252.0	3150.0
0.0	0.0	56.7		294	625	625	627	628	495		75	50	87				3.0	30.0	16.3	216.0	2700.0
K-TRON= 4900 LBS/HR SLEEVE = -1.00 in IN REG= 10 (CW)DEG OUT REG = 20 (CW)DEG P WB(in)= 5.50 in H2O P WB(out)= 5.30 in H2O FURNACE P= 0.10 in H2O COAL P= 5.30 in H2O MILL IN= 256 F MILL OUT= 152 F																					
T WB(in)= 563 F T WB(out)= 564 F SAMPLE= 1095 F EXIT 1=1512 F EXIT 2=1515 F EXIT 3=1565 F EXIT 4=1532 F EXIT 5=1451 F EXIT 6=1519 F EXIT(27')= 1482 F LWS(8')=1933 F LWS(13')= 1949 F LWS(19')= 1766 F																					
SORBENT LBS/HR= 0 SORBENT VELOCITY= 0 FT/SEC SORBENT AIR FLOW= 0 SCFM (Ca)/(S)= 0.00 EXCESS AIR CURVE																					
VALID DATA POINT # 14 ELAPSED TIME, MIN 5 RECORD ON TRK 0 FILE 110																					
494	13:26:12	63.0	10759	2405	3003	3055	3034	2972	0	14468	2405	3619	8444	0.22	0.56	1.34	5.5	25.0	14.0	170.0	2300.0
											147	558	547				0.0	33.9	19.0	230.3	3116.1
0.0	0.0	56.7		293	627	627	629	628	490		74	48	83				3.0	29.0	16.3	197.4	2671.0
K-TRON= 4900 LBS/HR SLEEVE = -1.00 in IN REG= 10 (CW)DEG OUT REG = 20 (CW)DEG P WB(in)= 5.20 in H2O P WB(out)= 4.90 in H2O FURNACE P= 0.09 in H2O COAL P= 5.30 in H2O MILL IN= 253 F MILL OUT= 151 F																					
T WB(in)= 558 F T WB(out)= 547 F SAMPLE= 1086 F EXIT 1=1514 F EXIT 2=1524 F EXIT 3=1573 F EXIT 4=1535 F EXIT 5=1440 F EXIT 6=1523 F EXIT(27')= 1356 F LWS(8')=1954 F LWS(13')= 1995 F LWS(19')= 1781 F																					
SORBENT LBS/HR= 0 SORBENT VELOCITY= 0 FT/SEC SORBENT AIR FLOW= 0 SCFM (Ca)/(S)= 0.00 EXCESS AIR CURVE																					
VALID DATA POINT # 15 ELAPSED TIME, MIN 5 RECORD ON TRK 0 FILE 111																					
569	14:17:34	48.7	8307	2367	1960	2121	2095	1964	0	10507	2367	2442	5698	0.28	0.58	1.26	4.5	50.0	14.2	130.0	2350.0
											150	553	541				0.0	63.6	18.1	165.5	2990.9
0.0	0.0	46.3		296	638	638	641	637	457		73	32	56				3.0	54.5	15.5	141.8	2563.6
K-TRON= 4000 LBS/HR SLEEVE = -1.00 in IN REG= 10 (CW)DEG OUT REG = 20 (CW)DEG P WB(in)= 2.70 in H2O P WB(out)= 2.50 in H2O FURNACE P= 0.02 in H2O COAL P= 5.30 in H2O MILL IN= 256 F MILL OUT= 159 F																					
T WB(in)= 553 F T WB(out)= 541 F SAMPLE= 956 F EXIT 1=1485 F EXIT 2=1459 F EXIT 3=1475 F EXIT 4=1504 F EXIT 5=1395 F EXIT 6=1471 F EXIT(27')= 1479 F LWS(8')=1805 F LWS(13')= 1854 F LWS(19')= 1684 F																					
SORBENT LBS/HR= 0 SORBENT VELOCITY= 0 FT/SEC SORBENT AIR FLOW= 0 SCFM (Ca)/(S)= 0.00 40MKB EXCESS AIR CURVE																					
VALID DATA POINT # 16 ELAPSED TIME, MIN 5 RECORD ON TRK 0 FILE 112																					
577	14:22:50	51.0	8699	2358	1933	2100	2072	1926	0	10389	2358	2409	5621	0.27	0.55	1.19	3.5	115.0	14.8	120.0	2500.0
											151	546	536				0.0	138.8	17.8	144.0	3000.0
0.0	0.0	46.3		295	639	639	641	638	458		73	32	55				3.0	118.3	15.2	123.4	2571.4
K-TRON= 4000 LBS/HR SLEEVE = -1.00 in IN REG= 10 (CW)DEG OUT REG = 20 (CW)DEG P WB(in)= 2.70 in H2O P WB(out)= 2.50 in H2O FURNACE P= 0.02 in H2O COAL P= 5.30 in H2O MILL IN= 256 F MILL OUT= 157 F																					
T WB(in)= 546 F T WB(out)= 536 F SAMPLE= 953 F EXIT 1=1483 F EXIT 2=1463 F EXIT 3=1473 F EXIT 4=1506 F EXIT 5=1400 F EXIT 6=1474 F EXIT(27')= 1450 F LWS(8')=1806 F LWS(13')= 1852 F LWS(19')= 1689 F																					
SORBENT LBS/HR= 0 SORBENT VELOCITY= 0 FT/SEC SORBENT AIR FLOW= 0 SCFM (Ca)/(S)= 0.00 LOW EXCESS AIR																					
VALID DATA POINT # 17 ELAPSED TIME, MIN 2 RECORD ON TRK 0 FILE 113																					
587	14:33:15	49.7	8487	2354	2224	2343	2316	2176	0	11413	2354	2718	6341	0.28	0.60	1.34	5.5	35.0	13.6	145.0	2150.0
											151	533	541				0.0	47.4	18.4	196.5	2912.9
0.0	0.0	46.3		298	639	639	641	638	463		73	35	62				3.0	40.6	15.8	168.4	2496.8
K-TRON= 4000 LBS/HR SLEEVE = -1.00 in IN REG= 10 (CW)DEG OUT REG = 20 (CW)DEG P WB(in)= 3.20 in H2O P WB(out)= 3.00 in H2O FURNACE P= 0.03 in H2O COAL P= 5.30 in H2O MILL IN= 256 F MILL OUT= 157 F																					
T WB(in)= 533 F T WB(out)= 541 F SAMPLE= 984 F EXIT 1=1508 F EXIT 2=1479 F EXIT 3=1514 F EXIT 4=1510 F EXIT 5=1408 F EXIT 6=1483 F EXIT(27')= 1507 F LWS(8')=1795 F LWS(13')= 1852 F LWS(19')= 1675 F																					
SORBENT LBS/HR= 0 SORBENT VELOCITY= 0 FT/SEC SORBENT AIR FLOW= 0 SCFM (Ca)/(S)= 0.00 EXCESS AIR CURVE																					
VALID DATA POINT # 18 ELAPSED TIME, MIN 5 RECORD ON TRK 0 FILE 114																					

DATE	: 10-01-85	NOZZL. DES.	: FSR	
SYSTEM	: LWS-INS.	SEC. CONFGN	: ASP	
BURNER	: HNR-80 MKB	SPREADER	: DIFFUSER	
FUEL	: OHIO-PITTS	OIL CHECK	: 4.5	

PT#	TIME	LOAD MBTU/HR	TA	PRIM	V-2	V-3	V-4	V-5	V-6	TOTAL	PRIM	SEC1	SEC2	PRIM	SEC1	SEC2(TOTAL)	O2	CO	CO2	NO	SO2
	OIL	CALC	SCFM				FLOW SCFM					FLOW SCFM			SR (CUM)				MEASURED		
(%)	LOAD	MEAS					TEMP (F)					TEMP (F)							CORR TO 0% O2		
												VELOCITY (FT/SEC)							CORR TO 3% O2		
615	14:50:30	48.8	8191	2371	2267	2347	2394	2300	0	11679	2371	2793	6516	0.29	0.63	1.43	6.4	30.0	12.8	160.0	1850.0
											153	543	541				0.0	43.2	18.4	230.1	2661.0
0.0	0.0	46.3		296	634	636	638	634	467		73	37	64				3.0	37.0	15.8	197.3	2280.8

K-TRON= 4000 LBS/HR SLEEVE = -1.00 in IN REG= 10 (CW)DEG OUT REG = 20 (CW)DEG P WB(in)= 3.40 in H2O P WB(out)= 3.10 in H2O FURNACE P= 0.04 in H2O COAL P= 5.30 in H2O MILL IN= 256 F MILL OUT= 159 F
T WB(in)= 543 F T WB(out)= 541 F SAMPLE= 976 F EXIT 1=1433 F EXIT 2=1397 F EXIT 3=1435 F EXIT 4=1446 F EXIT 5=1342 F EXIT 6=1415 F EXIT(27')= 1397 F LWS(8')=1769 F LWS(13')= 1837 F LWS(19')= 1639 F
SORBENT LBS/HR= 0 SORBENT VELOCITY= 0 FT/SEC SORBENT AIR FLOW= 0 SCFM [Ca]/[S]= 0.00 EXCESS AIR CURVE
VALID DATA POINT # 19 ELAPSED TIME, MIN 5 RECORD ON TRK 1 FILE 1

DATE	: 10-022-85	NOZZL.DES.	: PSR
SYSTEM	: LWS-ENS.	SEC.CONFGN	: ASP
BURNER	: HNR-80 MK8	SPREADER	: DIFFUSER
FUEL	: OHIO-PITT8	OIL CHECK	: 2.84

PT#	TIME	LOAD MBTU/HR CALC MEAS	TA SCFM	PRIM	V-2	V-3	V-4	V-5	V-6	TOTAL	PRIM	SEC1	SEC2	PRIM	SEC1	SEC2(TOTAL)	O2	CO	CO2	NO	SO2
	OIL						FLOW SCFM					FLOW SCFM				SR (CUM)			MEASURED		
	(%) LOAD						TEMP (F)					TEMP (F)							CORR TO 0% O2		
												VELOCITY (FT/SEC)							CORR TO 3% O2		
283	11:43:19	79.6	13586	2402	3439	3427	3434	3524	0	16226	2402	4147	9676	0.18	0.48	1.19	3.5	25.0	15.0	190.0	2350.0
											150	589	593				0.0	30.0	18.0	228.0	2820.0
	0.0	0.0	71.8	314	626	625	627	623	514		74	57	99				3.0	25.7	15.4	195.4	2417.1
K-TRON= 6200 LBS/HR SLEEVE = -1.00 in IN REG= 10 (CW)DEG OUT REG = 20 (CW)DEG P WB(in)= 6.60 in H20 P WB(out)= 6.30 in H20 FURNACE P= 0.14 in H20 COAL P= 5.50 in H20 MILL IN= 269 F MILL OUT= 152 F																					
T WB(in)= 589 F T WB(out)= 593 F SAMPLE= 1206 F EXIT 1=1651 F EXIT 2=1688 F EXIT 3=1722 F EXIT 4=1674 F EXIT 5=1591 F EXIT 6=1675 F EXIT(27')= 1647 F LWS(8')=2218 F LWS(13')= 2137 F LWS(19')= 1960 F																					
SORBENT LBS/HR= 0 SORBENT VELOCITY= 0 FT/SEC SORBENT AIR FLOW= 0 SCFM [Ca]/[S]= 0.00 BASELINE FULL LOAD																					
VALID DATA POINT # 1 ELAPSED TIME, MIN 5 RECORD ON TRK 1 FILE 2																					
301	11:59:46	79.2	13511	2385	3423	3436	3418	3475	0	16137	2385	4125	9626	0.18	0.48	1.19	3.5	30.0	15.0	190.0	2350.0
											151	569	569				0.0	36.0	18.0	228.0	2820.0
	0.0	0.0	71.8	321	619	619	621	619	507		74	55	97				3.0	30.9	15.4	195.4	2417.1
K-TRON= 6200 LBS/HR SLEEVE = -1.00 in IN REG= 10 (CW)DEG OUT REG = 20 (CW)DEG P WB(in)= 6.60 in H20 P WB(out)= 6.30 in H20 FURNACE P= 0.14 in H20 COAL P= 5.50 in H20 MILL IN= 282 F MILL OUT= 153 F																					
T WB(in)= 569 F T WB(out)= 569 F SAMPLE= 1217 F EXIT 1=1664 F EXIT 2=1714 F EXIT 3=1747 F EXIT 4=1687 F EXIT 5=1597 F EXIT 6=1700 F EXIT(27')= 1647 F LWS(8')=2227 F LWS(13')= 2147 F LWS(19')= 1979 F																					
SORBENT LBS/HR= 0 SORBENT VELOCITY= 0 FT/SEC SORBENT AIR FLOW= 0 SCFM [Ca]/[S]= 0.00 BASELINE																					
VALID DATA POINT # 2 ELAPSED TIME, MIN 3 RECORD ON TRK 1 FILE 3																					
322	12:12:21	77.5	13222	2349	3451	3458	3426	3468	0	16152	2349	4141	9662	0.18	0.49	1.22	3.9	15.0	15.4	200.0	1200.0
											151	557	555				0.0	18.4	18.9	245.6	1473.7
	0.0	0.0	71.8	332	618	618	620	618	503		73	55	96				3.0	15.8	16.2	210.5	1263.2
K-TRON= 6200 LBS/HR SLEEVE = -1.00 in IN REG= 10 (CW)DEG OUT REG = 20 (CW)DEG P WB(in)= 6.60 in H20 P WB(out)= 6.30 in H20 FURNACE P= 0.14 in H20 COAL P= 5.50 in H20 MILL IN= 285 F MILL OUT= 153 F																					
T WB(in)= 557 F T WB(out)= 555 F SAMPLE= 1227 F EXIT 1=1645 F EXIT 2=1707 F EXIT 3=1728 F EXIT 4=1681 F EXIT 5=1586 F EXIT 6=1679 F EXIT(27')= 1668 F LWS(8')=2210 F LWS(13')= 2113 F LWS(19')= 1966 F																					
SORBENT= Ca(OH)2 8FT. INJECTION SORBENT LBS/HR=1295 SORBENT VELOCITY= 43 FT/SEC SORBENT AIR FLOW= 234 SCFM [Ca]/[S]= 2.25 TEMP INJ(8ft) 162 F LIME AT 8FT LEVEL																					
VALID DATA POINT # 3 ELAPSED TIME, MIN 4 RECORD ON TRK 1 FILE 4																					
350	12:31:16	77.8	13277	2396	3423	3419	3385	3504	0	16127	2396	4119	9612	0.18	0.49	1.21	3.8	20.0	15.2	190.0	2550.0
											152	634	630				0.0	24.4	18.6	232.0	3113.4
	0.0	0.0	71.8	337	616	615	618	615	504		74	59	102				3.0	20.9	15.9	198.8	2668.6
K-TRON= 6200 LBS/HR SLEEVE = -1.00 in IN REG= 10 (CW)DEG OUT REG = 20 (CW)DEG P WB(in)= 6.60 in H20 P WB(out)= 6.30 in H20 FURNACE P= 0.14 in H20 COAL P= 5.50 in H20 MILL IN= 288 F MILL OUT= 155 F																					
T WB(in)= 634 F T WB(out)= 630 F SAMPLE= 1209 F EXIT 1=1646 F EXIT 2=1680 F EXIT 3=1704 F EXIT 4=1665 F EXIT 5=1574 F EXIT 6=1665 F EXIT(27')= 1640 F LWS(8')=2181 F LWS(13')= 2073 F LWS(19')= 1912 F																					
SORBENT LBS/HR= 0 SORBENT VELOCITY= 0 FT/SEC SORBENT AIR FLOW= 0 SCFM [Ca]/[S]= 0.00 BASELINE																					
VALID DATA POINT # 4 ELAPSED TIME, MIN 2 RECORD ON TRK 1 FILE 5																					
370	12:44:38	77.1	13151	2314	3459	3390	3414	3488	0	16065	2314	4125	9626	0.18	0.49	1.22	3.9	20.0	14.4	200.0	1550.0
											152	613	606				0.0	24.6	17.7	245.6	1903.5
	0.0	0.0	71.8	338	614	613	615	613	503		72	58	100				3.0	21.1	15.2	210.5	1631.6
K-TRON= 6200 LBS/HR SLEEVE = -1.00 in IN REG= 10 (CW)DEG OUT REG = 20 (CW)DEG P WB(in)= 6.60 in H20 P WB(out)= 6.30 in H20 FURNACE P= 0.14 in H20 COAL P= 5.50 in H20 MILL IN= 289 F MILL OUT= 154 F																					
T WB(in)= 613 F T WB(out)= 606 F SAMPLE= 1228 F EXIT 1=1675 F EXIT 2=1698 F EXIT 3=1719 F EXIT 4=1691 F EXIT 5=1585 F EXIT 6=1673 F EXIT(27')= 1687 F LWS(8')=2235 F LWS(13')= 2126 F LWS(19')= 1976 F																					
SORBENT= Ca(OH)2 8FT. INJECTION SORBENT LBS/HR=1145 SORBENT VELOCITY= 44 FT/SEC SORBENT AIR FLOW= 236 SCFM [Ca]/[S]= 2.00 TEMP INJ(8ft) 162 F LIME AT 8FT LEVEL																					
VALID DATA POINT # 5 ELAPSED TIME, MIN 5 RECORD ON TRK 1 FILE 6																					
433	13:33:22	78.4	13381	2376	3417	3400	3410	3467	0	16071	2376	4108	9586	0.18	0.48	1.20	3.6	20.0	14.2	185.0	2350.0
											152	625	630				0.0	24.1	17.1	223.3	2836.2
	0.0	0.0	72.3	319	613	613	615	613	503		74	58	102				3.0	20.7	14.7	191.4	2431.0
K-TRON= 6250 LBS/HR SLEEVE = -1.00 in IN REG= 10 (CW)DEG OUT REG = 20 (CW)DEG P WB(in)= 6.60 in H20 P WB(out)= 6.30 in H20 FURNACE P= 0.14 in H20 COAL P= 5.50 in H20 MILL IN= 272 F MILL OUT= 155 F																					
T WB(in)= 625 F T WB(out)= 630 F SAMPLE= 1213 F EXIT 1=1654 F EXIT 2=1647 F EXIT 3=1669 F EXIT 4=1655 F EXIT 5=1576 F EXIT 6=1636 F EXIT(27')= 1656 F LWS(8')=2199 F LWS(13')= 2063 F LWS(19')= 1919 F																					
SORBENT LBS/HR= 0 SORBENT VELOCITY= 0 FT/SEC SORBENT AIR FLOW= 0 SCFM [Ca]/[S]= 0.00 BASELINE																					
VALID DATA POINT # 6 ELAPSED TIME, MIN 3 RECORD ON TRK 1 FILE 7																					

DATE : 10-02-85 NOZZL.DES. : FSR
SYSTEM : LWS-INS. SEC.CONFGN : ASP
BURNER : HNR-80 MKII SPREADER : DIFFUSER
FUEL : OHIO-PITT8 OIL CHECK : 2.84

PT#	TIME	LOAD MBTU/HR CALC	TA SCFM	PRIM	V-2	V-3	V-4	V-5	V-6	TOTAL	PRIM	SEC1	SEC2	PRIM	SEC1	SEC2(TOTAL)	O2	CO	CO2	NO	SO2
OIL							FLOW SCFM					FLOW SCFM			SR (CUM)				MEASURED		
(%)	LOAD	MEAS					TEMP (F)					TEMP (F)							CORR TO 0% O2		
												VELOCITY (FT/SEC)							CORR TO 3% O2		
455	13:49:26	80.7	13768	2328	3439	3348	3391	3491	0	15998	2328	4101	9568	0.17	0.47	1.16	3.0	20.0	15.6	190.0	1400.0
											149	577	581				0.0	23.3	18.2	221.7	1633.3
0.0	0.0	72.3		332	613	611	614	612	502		72	55	97				3.0	20.0	15.6	190.0	1400.0
K-TRON= 6250 LBS/HR SLEEVE = -1.00 in IN REG= 10 (CW)DEG OUT REG = 20 (CW)DEG P WB(in)= 6.60 in H20 P WB(out)= 6.30 in H20 FURNACE P= 0.14 in H20 COAL P= 5.50 in H20 MILL IN= 281 F MILL OUT= 153 F																					
T WB(in)= 577 F T WB(out)= 581 F SAMPLE= 1252 F EXIT 1=1714 F EXIT 2=1703 F EXIT 3=1730 F EXIT 4=1709 F EXIT 5=1636 F EXIT 6=1698 F EXIT(27')= 1686 F LWS(8')=2260 F LWS(13')= 2245 F LWS(19')= 2015 F																					
SORBENT= Ca(OH)2 8FT. INJECTION SORBENT LBS/HR=2254 SORBENT VELOCITY= 43 FT/SEC SORBENT AIR FLOW= 233 SCFM [Ca]/[S]= 3.76 TEMP INJ(8ft) 162 F LIME AT 8FT LEVEL																					
VALID DATA POINT # 7 ELAPSED TIME, MIN 5 RECORD ON TRK 1 FILE 8																					
478	14:07:03	79.1	13491	2360	3444	3424	3423	3460	0	16112	2360	4125	9626	0.17	0.48	1.19	3.5	20.0	15.4	190.0	2600.0
											153	561	561				0.0	24.0	18.5	228.0	3120.0
0.0	0.0	72.3		315	612	611	613	612	503		73	55	96				3.0	20.6	15.8	195.4	2674.3
K-TRON= 6250 LBS/HR SLEEVE = -1.00 in IN REG= 10 (CW)DEG OUT REG = 20 (CW)DEG P WB(in)= 6.60 in H20 P WB(out)= 6.30 in H20 FURNACE P= 0.14 in H20 COAL P= 5.50 in H20 MILL IN= 274 F MILL OUT= 154 F																					
T WB(in)= 561 F T WB(out)= 561 F SAMPLE= 1224 F EXIT 1=1664 F EXIT 2=1654 F EXIT 3=1674 F EXIT 4=1659 F EXIT 5=1581 F EXIT 6=1641 F EXIT(27')= 1629 F LWS(8')=2247 F LWS(13')= 2227 F LWS(19')= 1958 F																					
SORBENT LBS/HR= 0 SORBENT VELOCITY= 0 FT/SEC SORBENT AIR FLOW= 0 SCFM [Ca]/[S]= 0.00 BASELINE																					
VALID DATA POINT # 8 ELAPSED TIME, MIN 4 RECORD ON TRK 1 FILE 9																					
497	14:19:41	75.2	12838	2325	3447	3397	3457	3518	0	16143	2325	4146	9673	0.18	0.50	1.26	4.4	15.0	14.6	200.0	1900.0
											150	545	546				0.0	19.8	18.5	253.0	2403.6
0.0	0.0	72.3		307	607	606	608	607	508		72	54	95				3.0	16.3	15.8	216.9	2060.2
K-TRON= 6250 LBS/HR SLEEVE = -1.00 in IN REG= 10 (CW)DEG OUT REG = 20 (CW)DEG P WB(in)= 6.60 in H20 P WB(out)= 6.30 in H20 FURNACE P= 0.14 in H20 COAL P= 5.50 in H20 MILL IN= 279 F MILL OUT= 154 F																					
T WB(in)= 545 F T WB(out)= 546 F SAMPLE= 1231 F EXIT 1=1612 F EXIT 2=1627 F EXIT 3=1658 F EXIT 4=1628 F EXIT 5=1576 F EXIT 6=1628 F EXIT(27')= 1644 F LWS(8')=2235 F LWS(13')= 2198 F LWS(19')= 1964 F																					
SORBENT= Ca(OH)2 8FT. INJECTION SORBENT LBS/HR= 679 SORBENT VELOCITY= 44 FT/SEC SORBENT AIR FLOW= 241 SCFM [Ca]/[S]= 1.21 TEMP INJ(8ft) 159 F LIME AT 8FT LEVEL																					
VALID DATA POINT # 9 ELAPSED TIME, MIN 5 RECORD ON TRK 1 FILE 10																					
546	14:54:15	77.9	13294	2319	3443	3400	3399	3496	0	16056	2319	4121	9616	0.17	0.48	1.21	3.7	15.0	15.2	190.0	2575.0
											152	541	547				0.0	18.2	18.5	230.6	3125.7
0.0	0.0	73.5		321	604	603	605	603	497		72	54	94				3.0	15.6	15.8	197.7	2679.2
K-TRON= 6350 LBS/HR SLEEVE = -1.00 in IN REG= 10 (CW)DEG OUT REG = 20 (CW)DEG P WB(in)= 6.60 in H20 P WB(out)= 6.30 in H20 FURNACE P= 0.14 in H20 COAL P= 5.50 in H20 MILL IN= 276 F MILL OUT= 155 F																					
T WB(in)= 541 F T WB(out)= 547 F SAMPLE= 1198 F EXIT 1=1644 F EXIT 2=1657 F EXIT 3=1686 F EXIT 4=1666 F EXIT 5=1608 F EXIT 6=1666 F EXIT(27')= 1596 F LWS(8')=2250 F LWS(13')= 2201 F LWS(19')= 1968 F																					
SORBENT LBS/HR= 0 SORBENT VELOCITY= 0 FT/SEC SORBENT AIR FLOW= 0 SCFM [Ca]/[S]= 0.00 BASELINE																					
VALID DATA POINT # 10 ELAPSED TIME, MIN 3 RECORD ON TRK 1 FILE 11																					
566	15:07:26	78.1	13328	2360	3502	3454	3462	3504	0	16281	2360	4176	9745	0.18	0.49	1.22	3.9	15.0	14.6	195.0	1550.0
											152	555	553				0.0	18.4	17.9	239.5	1983.5
0.0	0.0	73.5		322	605	604	606	605	497		73	55	96				3.0	15.8	15.4	205.3	1631.6
K-TRON= 6350 LBS/HR SLEEVE = -1.00 in IN REG= 10 (CW)DEG OUT REG = 20 (CW)DEG P WB(in)= 6.60 in H20 P WB(out)= 6.30 in H20 FURNACE P= 0.14 in H20 COAL P= 5.50 in H20 MILL IN= 276 F MILL OUT= 154 F																					
T WB(in)= 555 F T WB(out)= 553 F SAMPLE= 1226 F EXIT 1=1631 F EXIT 2=1647 F EXIT 3=1677 F EXIT 4=1649 F EXIT 5=1589 F EXIT 6=1647 F EXIT(27')= 1583 F LWS(8')=2251 F LWS(13')= 2201 F LWS(19')= 1977 F																					
SORBENT= Ca(OH)2 8FT. INJECTION SORBENT LBS/HR=1226 SORBENT VELOCITY= 44 FT/SEC SORBENT AIR FLOW= 241 SCFM [Ca]/[S]= 2.11 TEMP INJ(8ft) 160 F LIME AT 8FT LEVEL																					
VALID DATA POINT # 11 ELAPSED TIME, MIN 10 RECORD ON TRK 1 FILE 12																					
584	15:21:28	76.0	12977	2368	3441	3455	3427	3438	0	16129	2368	4128	9632	0.18	0.50	1.24	4.2	15.0	14.8	200.0	2350.0
											152	557	565				0.0	18.8	18.5	250.0	2937.5
0.0	0.0	73.5		306	607	607	609	607	497		73	55	96				3.0	16.1	15.9	214.3	2517.9
K-TRON= 6350 LBS/HR SLEEVE = -1.00 in IN REG= 10 (CW)DEG OUT REG = 20 (CW)DEG P WB(in)= 6.60 in H20 P WB(out)= 6.30 in H20 FURNACE P= 0.14 in H20 COAL P= 5.50 in H20 MILL IN= 277 F MILL OUT= 154 F																					
T WB(in)= 557 F T WB(out)= 565 F SAMPLE= 1229 F EXIT 1=1651 F EXIT 2=1639 F EXIT 3=1664 F EXIT 4=1651 F EXIT 5=1611 F EXIT 6=1642 F EXIT(27')= 1626 F LWS(8')=2256 F LWS(13')= 2203 F LWS(19')= 1967 F																					
SORBENT LBS/HR= 0 SORBENT VELOCITY= 0 FT/SEC SORBENT AIR FLOW= 0 SCFM [Ca]/[S]= 0.00 BASELINE																					
VALID DATA POINT # 12 ELAPSED TIME, MIN 4 RECORD ON TRK 1 FILE 13																					

DATE	: 10-04-85	NOZZL. DES.	: FSR
SYSTEM	: LWS-INS.	SEC. CONFGN	: ASP
BURNER	: HNR-80 MKII	SPREADER	: DIFFUSER
FUEL	: OHIO-PITTS	OIL CHECK	: 0.95

PT#	TIME	LOAD MBTU/HR CALC	TA SCFM	PRIM	V-2	V-3	V-4	V-5	V-6	TOTAL	PRIM	SEC1	SEC2	PRIM	SEC1	SEC2(TOTAL)	O2	CO	CO2	NO	SO2
OIL							FLOW SCFM					FLOW SCFM			SR (CUM)				MEASURED		
(%)	LOAD	MEAS					TEMP (F)					TEMP (F)							CORR TO 0% O2		
												VELOCITY (FT/SEC)							CORR TO 3% O2		
185	09:26:38	80.0	13660	2564	3478	3376	3458	3446	0	16314	2564	4125	9625	0.19	0.49	1.19	3.5	25.0	14.6	200.0	2650.0
											146	586	582				0.0	30.0	17.5	240.0	3180.0
0.0	0.0	74.1		305	631	628	629	626	528		79	56	98				3.0	25.7	15.0	205.7	2725.7
K-TRON= 6400 LBS/HR SLEEVE = -1.00 in IN REG= 10 (CW)DEG OUT REG = 20 (CW)DEG P WB(in)= 6.50 in H2O P WB(out)= 6.20 in H2O FURNACE P= 0.17 in H2O COAL P= 5.80 in H2O MILL IN= 261 F MILL OUT= 145 F																					
T WB(in)= 586 F T WB(out)= 582 F SAMPLE= 1185 F EXIT 1=1649 F EXIT 2=1662 F EXIT 3=1702 F EXIT 4=1653 F EXIT 5=1554 F EXIT 6=1646 F EXIT(27')= 1649 F LWS(8')=2184 F LWS(13')= 2177 F LWS(19')= 2001 F																					
SORBENT LBS/HR= 0 SORBENT VELOCITY= 0 FT/SEC SORBENT AIR FLOW= 0 SCFM [Ca]/[S]= 0.00 BASELINE FULL LOAD																					
VALID DATA POINT # 1 ELAPSED TIME, MIN 5 RECORD ON TRK 1 FILE 14																					
269	10:20:00	79.5	13573	2460	3472	3395	3451	3433	0	16210	2460	4125	9625	0.18	0.49	1.19	3.5	25.0	15.2	195.0	2600.0
											149	578	580				0.0	30.0	18.2	234.0	3120.0
0.0	0.0	74.1		321	639	638	639	637	524		76	56	98				3.0	25.7	15.6	200.6	2674.3
K-TRON= 6400 LBS/HR SLEEVE = -1.00 in IN REG= 10 (CW)DEG OUT REG = 20 (CW)DEG P WB(in)= 6.50 in H2O P WB(out)= 6.20 in H2O FURNACE P= 0.17 in H2O COAL P= 5.80 in H2O MILL IN= 273 F MILL OUT= 149 F																					
T WB(in)= 578 F T WB(out)= 580 F SAMPLE= 1211 F EXIT 1=1662 F EXIT 2=1674 F EXIT 3=1706 F EXIT 4=1663 F EXIT 5=1569 F EXIT 6=1655 F EXIT(27')= 1651 F LWS(8')=2203 F LWS(13')= 2220 F LWS(19')= 2013 F																					
SORBENT LBS/HR= 0 SORBENT VELOCITY= 0 FT/SEC SORBENT AIR FLOW= 0 SCFM [Ca]/[S]= 0.00 BASELINE																					
VALID DATA POINT # 2 ELAPSED TIME, MIN 5 RECORD ON TRK 1 FILE 15																					
293	10:34:18	77.7	13255	2446	3475	3431	3522	3412	0	16285	2446	4152	9688	0.18	0.50	1.23	4.0	25.0	15.0	210.0	1600.0
											150	568	571				0.0	30.9	18.5	259.4	1976.5
0.0	0.0	74.1		320	634	632	635	632	516		75	56	97				3.0	26.5	15.9	222.4	1694.1
K-TRON= 6400 LBS/HR SLEEVE = -1.00 in IN REG= 10 (CW)DEG OUT REG = 20 (CW)DEG P WB(in)= 6.50 in H2O P WB(out)= 6.20 in H2O FURNACE P= 0.17 in H2O COAL P= 5.80 in H2O MILL IN= 272 F MILL OUT= 150 F																					
T WB(in)= 568 F T WB(out)= 571 F SAMPLE= 1231 F EXIT 1=1700 F EXIT 2=1707 F EXIT 3=1732 F EXIT 4=1689 F EXIT 5=1598 F EXIT 6=1680 F EXIT(27')= 1641 F LWS(8')=2221 F LWS(13')= 2176 F LWS(19')= 1996 F																					
SORBENT= VICRON 8FT. INJECTION SORBENT LBS/HR=1733 SORBENT VELOCITY= 37 FT/SEC SORBENT AIR FLOW= 220 SCFM [Ca]/[S]= 2.30 TEMP INJ(8ft) 113 F LIMESTONE AT 8FT LEVEL																					
VALID DATA POINT # 3 ELAPSED TIME, MIN 5 RECORD ON TRK 1 FILE 16																					
311	10:51:38	78.3	13356	2436	3549	3437	3510	3478	0	16409	2436	4192	9781	0.18	0.50	1.23	4.0	20.0	14.4	205.0	2450.0
											152	575	579				0.0	24.7	17.8	253.2	3026.5
0.0	0.0	74.1		324	621	620	621	620	511		75	57	99				3.0	21.2	15.2	217.1	2594.1
K-TRON= 6400 LBS/HR SLEEVE = -1.00 in IN REG= 10 (CW)DEG OUT REG = 20 (CW)DEG P WB(in)= 6.50 in H2O P WB(out)= 6.20 in H2O FURNACE P= 0.17 in H2O COAL P= 5.80 in H2O MILL IN= 276 F MILL OUT= 155 F																					
T WB(in)= 575 F T WB(out)= 579 F SAMPLE= 1230 F EXIT 1=1695 F EXIT 2=1693 F EXIT 3=1713 F EXIT 4=1680 F EXIT 5=1588 F EXIT 6=1664 F EXIT(27')= 1638 F LWS(8')=2215 F LWS(13')= 2177 F LWS(19')= 1991 F																					
SORBENT LBS/HR= 0 SORBENT VELOCITY= 0 FT/SEC SORBENT AIR FLOW= 0 SCFM [Ca]/[S]= 0.00 BASELINE																					
VALID DATA POINT # 4 ELAPSED TIME, MIN 5 RECORD ON TRK 1 FILE 17																					
329	11:02:22	76.6	13071	2510	3491	3392	3469	3382	0	16246	2510	4121	9615	0.19	0.51	1.24	4.2	20.0	14.6	210.0	2150.0
											151	579	579				0.0	25.0	18.3	262.5	2687.5
0.0	0.0	74.1		317	635	633	635	632	514		78	56	97				3.0	21.4	15.6	225.0	2303.6
K-TRON= 6400 LBS/HR SLEEVE = -1.00 in IN REG= 10 (CW)DEG OUT REG = 20 (CW)DEG P WB(in)= 6.50 in H2O P WB(out)= 6.20 in H2O FURNACE P= 0.17 in H2O COAL P= 5.80 in H2O MILL IN= 271 F MILL OUT= 152 F																					
T WB(in)= 579 F T WB(out)= 579 F SAMPLE= 1216 F EXIT 1=1653 F EXIT 2=1644 F EXIT 3=1680 F EXIT 4=1655 F EXIT 5=1555 F EXIT 6=1630 F EXIT(27')= 1626 F LWS(8')=2191 F LWS(13')= 2161 F LWS(19')= 1974 F																					
SORBENT= VICRON 8FT. INJECTION SORBENT LBS/HR= 821 SORBENT VELOCITY= 38 FT/SEC SORBENT AIR FLOW= 220 SCFM [Ca]/[S]= 1.10 TEMP INJ(8ft) 119 F LIMESTONE AT 8FT LEVEL																					
VALID DATA POINT # 5 ELAPSED TIME, MIN 5 RECORD ON TRK 1 FILE 18																					
347	11:20:17	79.1	13504	2478	3466	3426	3501	3438	0	16309	2478	4150	9682	0.18	0.49	1.21	3.7	25.0	14.0	195.0	2500.0
											151	569	569				0.0	30.3	17.0	236.7	3034.7
0.0	0.0	74.1		319	633	631	634	631	514		77	56	97				3.0	26.0	14.6	202.9	2601.2
K-TRON= 6400 LBS/HR SLEEVE = -1.00 in IN REG= 10 (CW)DEG OUT REG = 20 (CW)DEG P WB(in)= 6.50 in H2O P WB(out)= 6.20 in H2O FURNACE P= 0.17 in H2O COAL P= 5.80 in H2O MILL IN= 272 F MILL OUT= 154 F																					
T WB(in)= 569 F T WB(out)= 569 F SAMPLE= 1230 F EXIT 1=1698 F EXIT 2=1693 F EXIT 3=1715 F EXIT 4=1695 F EXIT 5=1619 F EXIT 6=1684 F EXIT(27')= 1674 F LWS(8')=2233 F LWS(13')= 2206 F LWS(19')= 2029 F																					
SORBENT LBS/HR= 0 SORBENT VELOCITY= 0 FT/SEC SORBENT AIR FLOW= 0 SCFM [Ca]/[S]= 0.00 BASELINE																					
VALID DATA POINT # 6 ELAPSED TIME, MIN 3 RECORD ON TRK 1 FILE 19																					

DATE	: 10-04-85	NOZZL.DES.	:	FSR
SYSTEM	: LWS-INS.	SEC.CONFGN	:	ASP
BURNER	: HNR-80 MK8	SPREADER	:	DIFFUSER
FUEL	: OHIO-PITT8	OIL CHECK	:	0.95

PT#	TIME	LOAD MBTU/HR CALC	TA	PRIM	V-2	V-3	V-4	V-5	V-6	TOTAL	PRIM	SEC1	SEC2	PRIM	SEC1	SEC2(TOTAL)	O2	CO	CO2	NO	SO2
				FLOW SCFM							FLOW SCFM			SR (CUM)			MEASURED				
OIL (%)	LOAD	MEAS	SCFM	TEMP (F)							TEMP (F)						CORR TO 0% O2				
											VELOCITY (FT/SEC)						CORR TO 3% O2				
363	11:29:24	81.3	13871	2462	3512	3434	3486	3399	0	16294	2462	4149	9682	0.18	0.48	1.17	3.2	25.0	15.2	200.0	1450.0
											151	570	570				0.0	29.5	17.9	236.0	1710.7
0.0	0.0	74.1		316	630	627	629	628	510		76	56	97				3.0	25.3	15.4	202.2	1466.3
K-TRON= 6400 LBS/HR SLEEVE = -1.00 in IN REG= 10 (CW)DEG OUT REG = 20 (CW)DEG P WB(in)= 6.50 in H2O P WB(out)= 6.20 in H2O FURNACE P= 0.17 in H2O COAL P= 5.80 in H2O MILL IN= 272 F MILL OUT= 155 F																					
T WB(in)= 570 F T WB(out)= 570 F SAMPLE= 1239 F EXIT 1=1700 F EXIT 2=1666 F EXIT 3=1712 F EXIT 4=1682 F EXIT 5=1591 F EXIT 6=1671 F EXIT(27')= 1641 F LWS(8')=2218 F LWS(13')= 2192 F LWS(19')= 1988 F																					
SORBENT= VICRON 8FT. INJECTION SORBENT LBS/HR=2293 SORBENT VELOCITY= 40 FT/SEC SORBENT AIR FLOW= 235 SCFM (Ca)/(S)= 2.91 TEMP INJ(8ft) 113 F LIMESTONE AT 8FT LEVEL																					
VALID DATA POINT # 7 ELAPSED TIME, MIN 5 RECORD ON TRK 1 FILE 20																					
398	11:53:43	81.2	13858	2431	3512	3422	3491	3422	0	16279	2431	4154	9693	0.18	0.48	1.17	3.2	27.5	14.8	180.0	2650.0
											150	566	569				0.0	32.4	17.5	212.4	3126.4
0.0	0.0	74.1		319	632	631	633	631	506		75	56	97				3.0	27.8	15.0	182.0	2679.8
K-TRON= 6400 LBS/HR SLEEVE = -1.00 in IN REG= 10 (CW)DEG OUT REG = 20 (CW)DEG P WB(in)= 6.50 in H2O P WB(out)= 6.20 in H2O FURNACE P= 0.17 in H2O COAL P= 5.80 in H2O MILL IN= 270 F MILL OUT= 152 F																					
T WB(in)= 566 F T WB(out)= 569 F SAMPLE= 1230 F EXIT 1=1681 F EXIT 2=1658 F EXIT 3=1693 F EXIT 4=1694 F EXIT 5=1634 F EXIT 6=1687 F EXIT(27')= 1643 F LWS(8')=2197 F LWS(13')= 2207 F LWS(19')= 2003 F																					
SORBENT LBS/HR= 0 SORBENT VELOCITY= 0 FT/SEC SORBENT AIR FLOW= 0 SCFM (Ca)/(S)= 0.00 BASELINE																					
VALID DATA POINT # 8 ELAPSED TIME, MIN 5 RECORD ON TRK 1 FILE 21																					
419	12:06:06	79.2	13513	2476	3518	3413	3477	3436	0	16320	2476	4153	9691	0.18	0.49	1.21	3.7	20.0	15.0	195.0	2000.0
											151	573	575				0.0	24.3	18.2	236.7	2427.7
0.0	0.0	74.1		320	630	629	632	630	507		76	56	98				3.0	20.8	15.6	202.9	2080.9
K-TRON= 6400 LBS/HR SLEEVE = -1.00 in IN REG= 10 (CW)DEG OUT REG = 20 (CW)DEG P WB(in)= 6.50 in H2O P WB(out)= 6.20 in H2O FURNACE P= 0.17 in H2O COAL P= 5.80 in H2O MILL IN= 272 F MILL OUT= 154 F																					
T WB(in)= 573 F T WB(out)= 575 F SAMPLE= 1242 F EXIT 1=1686 F EXIT 2=1687 F EXIT 3=1712 F EXIT 4=1687 F EXIT 5=1594 F EXIT 6=1673 F EXIT(27')= 1650 F LWS(8')=2212 F LWS(13')= 2199 F LWS(19')= 2007 F																					
SORBENT= VICRON SEC. INJECTION SORBENT LBS/HR= 837 SORBENT VELOCITY= 193 FT/SEC SORBENT AIR FLOW= 220 SCFM (Ca)/(S)= 1.09 LIMESTONE AT THROAT																					
VALID DATA POINT # 9 ELAPSED TIME, MIN 7 RECORD ON TRK 1 FILE 22																					
441	12:21:49	79.7	13598	2471	3504	3394	3458	3414	0	16240	2471	4131	9639	0.18	0.49	1.19	3.5	25.0	14.0	180.0	2525.0
											152	575	581				0.0	30.0	16.8	216.0	3030.0
0.0	0.0	74.1		319	630	628	630	629	512		76	56	98				3.0	25.7	14.4	185.1	2597.1
K-TRON= 6400 LBS/HR SLEEVE = -1.00 in IN REG= 10 (CW)DEG OUT REG = 20 (CW)DEG P WB(in)= 6.50 in H2O P WB(out)= 6.20 in H2O FURNACE P= 0.17 in H2O COAL P= 5.80 in H2O MILL IN= 274 F MILL OUT= 153 F																					
T WB(in)= 575 F T WB(out)= 581 F SAMPLE= 1217 F EXIT 1=1640 F EXIT 2=1630 F EXIT 3=1659 F EXIT 4=1656 F EXIT 5=1594 F EXIT 6=1642 F EXIT(27')= 1615 F LWS(8')=2165 F LWS(13')= 2198 F LWS(19')= 1979 F																					
SORBENT LBS/HR= 0 SORBENT VELOCITY= 0 FT/SEC SORBENT AIR FLOW= 0 SCFM (Ca)/(S)= 0.00 BASELINE																					
VALID DATA POINT # 10 ELAPSED TIME, MIN 3 RECORD ON TRK 1 FILE 23																					
475	12:44:49	77.4	13210	2479	3487	3412	3455	3396	0	16230	2479	4125	9625	0.19	0.50	1.23	4.0	25.0	14.2	195.0	1750.0
											152	578	577				0.0	30.9	17.5	240.9	2161.8
0.0	0.0	74.1		321	628	626	628	625	518		77	56	97				3.0	26.5	15.8	206.5	1852.9
K-TRON= 6400 LBS/HR SLEEVE = -1.00 in IN REG= 10 (CW)DEG OUT REG = 20 (CW)DEG P WB(in)= 6.50 in H2O P WB(out)= 6.20 in H2O FURNACE P= 0.17 in H2O COAL P= 5.80 in H2O MILL IN= 276 F MILL OUT= 155 F																					
T WB(in)= 578 F T WB(out)= 577 F SAMPLE= 1222 F EXIT 1=1697 F EXIT 2=1679 F EXIT 3=1708 F EXIT 4=1688 F EXIT 5=1631 F EXIT 6=1680 F EXIT(27')= 1654 F LWS(8')=2217 F LWS(13')= 2211 F LWS(19')= 1991 F																					
SORBENT= VICRON SEC. INJECTION SORBENT LBS/HR=1667 SORBENT VELOCITY= 194 FT/SEC SORBENT AIR FLOW= 222 SCFM (Ca)/(S)= 2.22 LIMESTONE AT THROAT																					
VALID DATA POINT # 11 ELAPSED TIME, MIN 3 RECORD ON TRK 1 FILE 24																					
535	13:26:51	79.0	13482	2440	3544	3433	3495	3465	0	16376	2440	4181	9755	0.18	0.49	1.21	3.8	20.0	15.6	205.0	2600.0
											151	595	602				0.0	24.4	19.0	250.3	3174.4
0.0	0.0	74.1		318	630	628	630	627	563		75	57	101				3.0	20.9	16.3	214.5	2720.9
K-TRON= 6400 LBS/HR SLEEVE = -1.00 in IN REG= 10 (CW)DEG OUT REG = 20 (CW)DEG P WB(in)= 6.80 in H2O P WB(out)= 6.50 in H2O FURNACE P= 0.22 in H2O COAL P= 5.80 in H2O MILL IN= 271 F MILL OUT= 154 F																					
T WB(in)= 595 F T WB(out)= 602 F SAMPLE= 1230 F EXIT 1=1663 F EXIT 2=1649 F EXIT 3=1681 F EXIT 4=1650 F EXIT 5=1592 F EXIT 6=1644 F EXIT(27')= 1636 F LWS(8')=2232 F LWS(13')= 2203 F LWS(19')= 1983 F																					
SORBENT LBS/HR= 0 SORBENT VELOCITY= 0 FT/SEC SORBENT AIR FLOW= 0 SCFM (Ca)/(S)= 0.00 BASELINE																					
VALID DATA POINT # 12 ELAPSED TIME, MIN 3 RECORD ON TRK 1 FILE 25																					

DATE	: 10-04-85	NOZZL. DES.	: FSR
SYSTEM	: LWS-INS.	SEC. CONFGN	: ASP
BURNER	: MNR-80 MKII	SPREADER	: DIFFUSER
FUEL	: OHIO-PITTS	OIL CHECK	: 0.95

PT#	TIME	LOAD OIL (%)	MBTU/HR CALC LOAD	TA MEAS	PRIM	V-2	V-3	V-4	V-5	V-6	TOTAL	PRIM	SEC1	SEC2	PRIM	SEC1	SEC2(TOTAL)	O2	CO	CO2	NO	SO2
				SCFM	FLOW SCFM							FLOW SCFM			SR (CUM)			MEASURED				
					TEMP (F)							TEMP (F)						CORR TO 0% O2				
												VELOCITY (FT/SEC)						CORR TO 3% O2				
579	13:54:51	79.5	13575		2332	3542	3452	3538	3439	0	16303	2332	4191	9780	0.17	0.48	1.20	3.6	20.0	15.0	200.0	2650.0
												147	627	622				0.0	24.1	18.1	241.4	3198.3
		0.0	0.0	74.1		324	628	625	628	624	528		72	59	103				3.0	20.7	15.5	206.9	2741.4
K-TRON= 6400 LBS/HR SLEEVE = -1.00 in IN REG= 10 (CW)DEG OUT REG = 20 (CW)DEG P WB(in)= 6.80 in H2O P WB(out)= 6.50 in H2O FURNACE P= 0.22 in H2O COAL P= 5.80 in H2O MILL IN= 274 F MILL OUT= 152 F																						
T WB(in)= 627 F T WB(out)= 622 F SAMPLE= 1243 F EXIT 1=1686 F EXIT 2=1667 F EXIT 3=1693 F EXIT 4=1666 F EXIT 5=1610 F EXIT 6=1655 F EXIT(27')= 1653 F LWS(8')=2226 F LWS(13')= 2196 F LWS(19')= 1986 F																						
SORBENT LBS/HR= 0 SORBENT VELOCITY= 0 FT/SEC SORBENT AIR FLOW= 0 SCFM [Ca]/[S]= 0.00 BASELINE																						
VALID DATA POINT # 13 ELAPSED TIME, MIN 5 RECORD ON TRK 1 FILE 26																						
599	14:05:04	78.3	13367		2340	3359	3215	3298	3236	0	15447	2340	3932	9175	0.18	0.47	1.16	2.9	15.0	16.0	190.0	1950.0
												147	644	647				0.0	17.4	18.6	220.4	2262.4
		0.0	0.0	74.1		327	637	634	636	632	520		72	57	99				3.0	14.9	15.9	189.0	1939.2
K-TRON= 6400 LBS/HR SLEEVE = -1.00 in IN REG= 10 (CW)DEG OUT REG = 20 (CW)DEG P WB(in)= 6.80 in H2O P WB(out)= 6.50 in H2O FURNACE P= 0.22 in H2O COAL P= 5.80 in H2O MILL IN= 276 F MILL OUT= 150 F																						
T WB(in)= 644 F T WB(out)= 647 F SAMPLE= 1259 F EXIT 1=1689 F EXIT 2=1684 F EXIT 3=1710 F EXIT 4=1676 F EXIT 5=1621 F EXIT 6=1658 F EXIT(27')= 1659 F LWS(8')=2155 F LWS(13')= 2157 F LWS(19')= 1931 F																						
SORBENT= VICRON MILL INJECTION SORBENT LBS/HR=1647 SORBENT VELOCITY= 72 FT/SEC SORBENT AIR FLOW= 234 SCFM [Ca]/[S]= 2.17 LIMESTONE AT MILL																						
VALID DATA POINT # 14 ELAPSED TIME, MIN 7 RECORD ON TRK 1 FILE 27																						
618	14:22:17	78.0	13305		2352	3528	3436	3526	3505	0	16346	2352	4198	9796	0.18	0.49	1.23	4.0	15.0	14.6	195.0	2450.0
												148	649	640				0.0	18.5	18.0	240.9	3026.5
		0.0	0.0	74.1		327	629	627	630	627	516		72	61	105				3.0	15.9	15.5	206.5	2594.1
K-TRON= 6400 LBS/HR SLEEVE = -1.00 in IN REG= 10 (CW)DEG OUT REG = 20 (CW)DEG P WB(in)= 6.80 in H2O P WB(out)= 6.50 in H2O FURNACE P= 0.22 in H2O COAL P= 5.80 in H2O MILL IN= 279 F MILL OUT= 151 F																						
T WB(in)= 649 F T WB(out)= 640 F SAMPLE= 1249 F EXIT 1=1634 F EXIT 2=1646 F EXIT 3=1671 F EXIT 4=1638 F EXIT 5=1600 F EXIT 6=1620 F EXIT(27')= 1630 F LWS(8')=2216 F LWS(13')= 2221 F LWS(19')= 2001 F																						
SORBENT LBS/HR= 0 SORBENT VELOCITY= 0 FT/SEC SORBENT AIR FLOW= 0 SCFM [Ca]/[S]= 0.00 BASELINE																						
VALID DATA POINT # 15 ELAPSED TIME, MIN 4 RECORD ON TRK 1 FILE 28																						
636	14:32:46	75.4	12866		2316	3313	3208	3297	3233	0	15365	2316	3915	9135	0.18	0.48	1.19	3.5	15.0	14.4	185.0	1600.0
												148	610	614				0.0	18.0	17.3	222.0	1920.0
		0.0	0.0	74.1		327	631	628	631	628	513		71	55	96				3.0	15.4	14.8	190.3	1645.7
K-TRON= 6400 LBS/HR SLEEVE = -1.00 in IN REG= 10 (CW)DEG OUT REG = 20 (CW)DEG P WB(in)= 6.80 in H2O P WB(out)= 6.50 in H2O FURNACE P= 0.22 in H2O COAL P= 5.80 in H2O MILL IN= 278 F MILL OUT= 153 F																						
T WB(in)= 610 F T WB(out)= 614 F SAMPLE= 1250 F EXIT 1=1625 F EXIT 2=1632 F EXIT 3=1663 F EXIT 4=1633 F EXIT 5=1584 F EXIT 6=1604 F EXIT(27')= 1593 F LWS(8')=2147 F LWS(13')= 2137 F LWS(19')= 1888 F																						
SORBENT= VICRON MILL INJECTION SORBENT LBS/HR=2247 SORBENT VELOCITY= 71 FT/SEC SORBENT AIR FLOW= 233 SCFM [Ca]/[S]= 3.07 LIMESTONE AT MILL																						
VALID DATA POINT # 16 ELAPSED TIME, MIN 5 RECORD ON TRK 1 FILE 29																						
655	14:49:54	79.3	13525		2399	3523	3399	3482	3441	0	16243	2399	4153	9691	0.18	0.48	1.20	3.6	15.0	15.4	190.0	2500.0
												149	605	617				0.0	18.1	18.6	229.3	3017.2
		0.0	0.0	74.1		323	631	628	630	626	515		74	58	102				3.0	15.5	15.9	196.6	2586.2
K-TRON= 6400 LBS/HR SLEEVE = -1.00 in IN REG= 10 (CW)DEG OUT REG = 20 (CW)DEG P WB(in)= 6.80 in H2O P WB(out)= 6.50 in H2O FURNACE P= 0.22 in H2O COAL P= 5.80 in H2O MILL IN= 276 F MILL OUT= 151 F																						
T WB(in)= 605 F T WB(out)= 617 F SAMPLE= 1256 F EXIT 1=1641 F EXIT 2=1673 F EXIT 3=1693 F EXIT 4=1645 F EXIT 5=1606 F EXIT 6=1631 F EXIT(27')= 1629 F LWS(8')=2249 F LWS(13')= 2206 F LWS(19')= 1985 F																						
SORBENT LBS/HR= 0 SORBENT VELOCITY= 0 FT/SEC SORBENT AIR FLOW= 0 SCFM [Ca]/[S]= 0.00 BASELINE																						
VALID DATA POINT # 17 ELAPSED TIME, MIN 2 RECORD ON TRK 1 FILE 30																						
688	15:09:59	78.8	13452		2498	3470	3340	3476	3372	0	16156	2498	4097	9561	0.19	0.49	1.20	3.6	20.0	15.2	195.0	2675.0
												150	620	624				0.0	24.1	18.3	235.3	3228.4
		0.0	0.0	74.1		315	631	628	631	628	514		77	58	101				3.0	20.7	15.7	201.7	2767.2
K-TRON= 6400 LBS/HR SLEEVE = -1.00 in IN REG= 10 (CW)DEG OUT REG = 20 (CW)DEG P WB(in)= 6.60 in H2O P WB(out)= 6.40 in H2O FURNACE P= 0.21 in H2O COAL P= 5.80 in H2O MILL IN= 269 F MILL OUT= 153 F																						
T WB(in)= 620 F T WB(out)= 624 F SAMPLE= 1248 F EXIT 1=1613 F EXIT 2=1651 F EXIT 3=1669 F EXIT 4=1619 F EXIT 5=1596 F EXIT 6=1626 F EXIT(27')= 1606 F LWS(8')=2273 F LWS(13')= 2204 F LWS(19')= 1993 F																						
SORBENT LBS/HR= 0 SORBENT VELOCITY= 0 FT/SEC SORBENT AIR FLOW= 0 SCFM [Ca]/[S]= 0.00 BASELINE																						
VALID DATA POINT # 18 ELAPSED TIME, MIN 5 RECORD ON TRK 1 FILE 31																						

DATE	: 10-04-85	NOZZL. DES.	:	FSR
SYSTEM	: LWS-INS.	SEC. CONFGN	:	ASP
BURNER	: HNR-80 MKII	SPREADER	:	DIFFUSER
FUEL	: OHIO-PITTS	OIL CHECK	:	0.95

PT#	TIME	LOAD MBTU/HR CALC MEAS	TA SCFM	PRIM	V-2	V-3	V-4	V-5	V-6	TOTAL	PRIM	SEC1	SEC2	PRIM	SEC1	SEC2(TOTAL)	O2	CO	CO2	NO	SO2
				FLOW SCFM							FLOW SCFM			SR (CUM)			MEASURED				
OIL (%)	LOAD			TEMP (F)							TEMP (F)						CORR TO 0% O2				
											VELOCITY (FT/SEC)						CORR TO 3% O2				
706	15:24:58	78.1	13323	2511	3495	3373	3426	3377	0	16182	2511	4101	9570	0.19	0.50	1.21	3.8	20.0	14.8	200.0	1600.0
											149	619	621				0.0	24.4	18.1	244.2	1953.5
0.0	0.0	74.1		312	632	629	631	628	514		77	58	101				3.0	20.9	15.5	209.3	1674.4
K-TRON= 6400 LBS/HR SLEEVE = -1.00 in IN REG= 10 (CW)DEG OUT REG = 20 (CW)DEG P WB(in)= 6.60 in H2O P WB(out)= 6.40 in H2O FURNACE P= 0.21 in H2O COAL P= 5.80 in H2O MILL IN= 268 F MILL OUT= 150 F																					
T WB(in)= 619 F T WB(out)= 621 F SAMPLE= 1269 F EXIT 1=1620 F EXIT 2=1669 F EXIT 3=1683 F EXIT 4=1629 F EXIT 5=1610 F EXIT 6=1645 F EXIT(27')= 1605 F LWS(8')=2270 F LWS(13')= 2192 F LWS(19')= 2017 F																					
SORBENT= Ca(OH)2 19FT. INJECTION SORBENT LBS/HR=1189 SORBENT VELOCITY= 44 FT/SEC SORBENT AIR FLOW= 223 SCFM [Ca]/[S]= 2.05 TEMP INJ(19ft)= 126 F LIME AT 19FT LEVEL																					
VALID DATA POINT # 19 ELAPSED TIME, MIN 7 RECORD ON TRK 1 FILE 32																					
733	15:44:03	77.8	13141	2551	3340	3254	3347	3291	0	15782	2551	3969	9262	0.19	0.50	1.20	3.6	20.0	16.0	185.0	2700.0
											150	616	624				0.0	24.1	19.3	223.3	3258.6
0.0	0.0	74.1		314	632	629	632	630	515		79	56	98				3.0	20.7	16.6	191.4	2793.1
K-TRON= 6400 LBS/HR SLEEVE = -1.00 in IN REG= 10 (CW)DEG OUT REG = 20 (CW)DEG P WB(in)= 6.60 in H2O P WB(out)= 6.40 in H2O FURNACE P= 0.21 in H2O COAL P= 5.80 in H2O MILL IN= 270 F MILL OUT= 150 F																					
T WB(in)= 616 F T WB(out)= 624 F SAMPLE= 1236 F EXIT 1=1612 F EXIT 2=1653 F EXIT 3=1669 F EXIT 4=1621 F EXIT 5=1605 F EXIT 6=1633 F EXIT(27')= 1610 F LWS(8')=2246 F LWS(13')= 2201 F LWS(19')= 1992 F																					
SORBENT LBS/HR= 0 SORBENT VELOCITY= 0 FT/SEC SORBENT AIR FLOW= 0 SCFM [Ca]/[S]= 0.00 BASELINE																					
VALID DATA POINT # 20 ELAPSED TIME, MIN 5 RECORD ON TRK 1 FILE 33																					
745	15:50:51	75.1	12808	2523	3328	3276	3329	3280	0	15736	2523	3964	9249	0.20	0.51	1.23	4.0	25.0	15.6	195.0	1375.0
											151	640	638				0.0	30.9	19.3	240.9	1698.5
0.0	0.0	74.1		314	633	630	632	630	512		78	57	99				3.0	26.5	16.5	206.5	1455.9
K-TRON= 6400 LBS/HR SLEEVE = -1.00 in IN REG= 10 (CW)DEG OUT REG = 20 (CW)DEG P WB(in)= 6.60 in H2O P WB(out)= 6.40 in H2O FURNACE P= 0.21 in H2O COAL P= 5.80 in H2O MILL IN= 269 F MILL OUT= 152 F																					
T WB(in)= 640 F T WB(out)= 638 F SAMPLE= 1255 F EXIT 1=1611 F EXIT 2=1662 F EXIT 3=1673 F EXIT 4=1628 F EXIT 5=1590 F EXIT 6=1623 F EXIT(27')= 1608 F LWS(8')=2253 F LWS(13')= 2195 F LWS(19')= 2017 F																					
SORBENT= Ca(OH)2 19FT. INJECTION SORBENT LBS/HR=1741 SORBENT VELOCITY= 44 FT/SEC SORBENT AIR FLOW= 223 SCFM [Ca]/[S]= 3.12 TEMP INJ(19ft)= 126 F LIME AT 19FT LEVEL																					
VALID DATA POINT # 21 ELAPSED TIME, MIN 7 RECORD ON TRK 1 FILE 34																					
761	16:07:28	78.0	13304	2518	3376	3284	3404	3307	0	15889	2518	4011	9360	0.19	0.49	1.19	3.5	20.0	16.2	195.0	2500.0
											150	641	639				0.0	24.0	19.4	234.0	3000.0
0.0	0.0	74.1		316	633	630	633	629	513		78	58	100				3.0	20.6	16.7	200.6	2571.4
K-TRON= 6400 LBS/HR SLEEVE = -1.00 in IN REG= 10 (CW)DEG OUT REG = 20 (CW)DEG P WB(in)= 6.60 in H2O P WB(out)= 6.40 in H2O FURNACE P= 0.21 in H2O COAL P= 5.80 in H2O MILL IN= 269 F MILL OUT= 152 F																					
T WB(in)= 641 F T WB(out)= 639 F SAMPLE= 1253 F EXIT 1=1620 F EXIT 2=1666 F EXIT 3=1683 F EXIT 4=1632 F EXIT 5=1603 F EXIT 6=1648 F EXIT(27')= 1614 F LWS(8')=2257 F LWS(13')= 2234 F LWS(19')= 1997 F																					
SORBENT LBS/HR= 0 SORBENT VELOCITY= 0 FT/SEC SORBENT AIR FLOW= 0 SCFM [Ca]/[S]= 0.00 BASELINE																					
VALID DATA POINT # 22 ELAPSED TIME, MIN 2 RECORD ON TRK 1 FILE 35																					
772	16:15:56	79.7	13608	2494	3400	3287	3397	3320	0	15898	2494	4021	9382	0.18	0.48	1.17	3.1	25.0	16.2	195.0	1575.0
											149	639	636				0.0	29.3	19.0	228.8	1847.8
0.0	0.0	74.1		315	632	630	632	628	512		77	58	100				3.0	25.1	16.3	196.1	1583.8
K-TRON= 6400 LBS/HR SLEEVE = -1.00 in IN REG= 10 (CW)DEG OUT REG = 20 (CW)DEG P WB(in)= 6.60 in H2O P WB(out)= 6.40 in H2O FURNACE P= 0.21 in H2O COAL P= 5.80 in H2O MILL IN= 269 F MILL OUT= 151 F																					
T WB(in)= 639 F T WB(out)= 636 F SAMPLE= 1275 F EXIT 1=1628 F EXIT 2=1672 F EXIT 3=1687 F EXIT 4=1637 F EXIT 5=1592 F EXIT 6=1628 F EXIT(27')= 1615 F LWS(8')=2276 F LWS(13')= 2218 F LWS(19')= 2001 F																					
SORBENT= Ca(OH)2 19FT. INJECTION SORBENT LBS/HR=1169 SORBENT VELOCITY= 44 FT/SEC SORBENT AIR FLOW= 223 SCFM [Ca]/[S]= 1.97 TEMP INJ(19ft)= 127 F LIME AT 19FT LEVEL																					
VALID DATA POINT # 23 ELAPSED TIME, MIN 4 RECORD ON TRK 1 FILE 36																					
780	16:25:37	75.0	12804	2527	3498	3386	3482	3400	0	16293	2527	4130	9636	0.20	0.52	1.27	4.6	20.0	15.2	200.0	2400.0
											148	644	638				0.0	25.6	19.5	256.1	3073.2
0.0	0.0	74.1		311	630	628	630	627	513		78	59	103				3.0	22.0	16.7	219.5	2634.1
K-TRON= 6400 LBS/HR SLEEVE = -1.00 in IN REG= 10 (CW)DEG OUT REG = 20 (CW)DEG P WB(in)= 6.60 in H2O P WB(out)= 6.40 in H2O FURNACE P= 0.21 in H2O COAL P= 5.80 in H2O MILL IN= 267 F MILL OUT= 148 F																					
T WB(in)= 644 F T WB(out)= 638 F SAMPLE= 1253 F EXIT 1=1594 F EXIT 2=1634 F EXIT 3=1652 F EXIT 4=1608 F EXIT 5=1594 F EXIT 6=1623 F EXIT(27')= 1584 F LWS(8')=2220 F LWS(13')= 2222 F LWS(19')= 1980 F																					
SORBENT LBS/HR= 0 SORBENT VELOCITY= 0 FT/SEC SORBENT AIR FLOW= 0 SCFM [Ca]/[S]= 0.00 BASELINE																					
VALID DATA POINT # 24 ELAPSED TIME, MIN 5 RECORD ON TRK 1 FILE 37																					

APPENDIX C.3

80×10^6 BTU/HR XCL BURNER VALID DATA SUMMARY

DATE	10-06-85	NOZZL. DES.	FSR
SYSTEM	LWS-ENS.	SEC. CONFGN	ASP
BURNER	XCL-60 MKII	SPREADER	DIFFUSER
FUEL	OHIO-PITTS	OIL CHECK	4.74

PT#	TIME	LOAD MBTU/HR CALC	TA	PRIM	V-2	V-3	V-4	V-5	V-6	TOTAL	PRIM	SEC1	SEC2	PRIM	SEC1	SEC2(TOTAL)	O2	CO	CO2	NO	SO2
OIL							FLOW SCFM				FLOW SCFM	PRES (in H2O)			SR (CUM)				MEASURED		
(%)	LOAD	MEAS	SCFM				TEMP (F)					TEMP (F)							CORR TO 0% O2		
												VELOCITY (FT/SEC)							CORR TO 3% O2		
290	12:08:04	78.3	13360	2323	3390	3446	3491	3395	0	16045	2323	0.1	0.8	0.17	0.48	1.20	3.6	25.0	15.6	230.0	0.0
											145	517	517				0.0	30.2	18.8	277.6	0.0
0.0	0.0	76.4		343	633	629	633	628	515		64	52	92				3.0	25.9	16.1	237.9	0.0
KTRON = 6600 LBS/HR SLEEVE = -5.00 in OUT REG= 50 (CW)DEG IN REG = 20 (CW)DEG P WB(in)= 0.90 in H2O PITOT 3= 1.00 in H2O FURNACE P= 0.18 in H2O COAL P= 5.60 in H2O MILL IN= 282 F MILL OUT= 147 F																					
T WB(in)= 517 F T WB(out)= 517 F SAMPLE= 1144 F EXIT 1=1633 F EXIT 2=1631 F EXIT 3=1648 F EXIT 4=1635 F EXIT 5=1588 F EXIT 6=1646 F EXIT(27')= 1651 F LWS(8')=2121 F LWS(13')= 1947 F LWS(19')= 1950 F																					
SORBENT LBS/HR= 0 SORBENT VELOCITY= 0 FT/SEC SORBENT AIR FLOW= 0 SCFM [Ca]/[S]= 0.00 FULL LOAD																					
VALID DATA POINT # 1 ELAPSED TIME, MIN 7 RECORD ON TRK 1 FILE 45																					
355	12:48:19	78.8	13316	2294	3420	3448	3495	3336	0	15993	2294	0.0	0.0	0.17	0.48	1.20	3.6	35.0	14.8	175.0	2450.0
											145	519	520				0.0	42.2	17.9	211.2	2956.9
0.0	0.0	77.5		343	628	626	628	623	523		63	52	92				3.0	36.2	15.3	181.0	2534.5
KTRON = 6700 LBS/HR SLEEVE = -5.00 in OUT REG= 30 (CW)DEG IN REG = 20 (CW)DEG P WB(in)= 9.10 in H2O PITOT 3= 0.00 in H2O FURNACE P= 0.17 in H2O COAL P= 5.60 in H2O MILL IN= 285 F MILL OUT= 146 F																					
T WB(in)= 519 F T WB(out)= 520 F SAMPLE= 1162 F EXIT 1=1704 F EXIT 2=1677 F EXIT 3=1675 F EXIT 4=1682 F EXIT 5=1586 F EXIT 6=1636 F EXIT(27')= 1602 F LWS(8')=2110 F LWS(13')= 2041 F LWS(19')= 1997 F																					
SORBENT LBS/HR= 0 SORBENT VELOCITY= 0 FT/SEC SORBENT AIR FLOW= 0 SCFM [Ca]/[S]= 0.00 OUTER REGISTER ADJ.																					
VALID DATA POINT # 2 ELAPSED TIME, MIN 5 RECORD ON TRK 1 FILE 46																					
382	13:06:35	79.9	13635	2282	3503	3538	3586	3467	0	16376	2282	0.0	0.0	0.17	0.48	1.20	3.6	25.0	14.8	220.0	2500.0
											145	521	521				0.0	30.2	17.9	265.5	3017.2
0.0	0.0	76.4		343	625	622	624	621	531		63	54	94				3.0	25.9	15.3	227.6	2586.2
KTRON = 6600 LBS/HR SLEEVE = -5.00 in OUT REG= 20 (CW)DEG IN REG = 20 (CW)DEG P WB(in)= 12.50 in H2O PITOT 3= 0.00 in H2O FURNACE P= 0.20 in H2O COAL P= 5.60 in H2O MILL IN= 285 F MILL OUT= 146 F																					
T WB(in)= 521 F T WB(out)= 521 F SAMPLE= 1174 F EXIT 1=1529 F EXIT 2=1619 F EXIT 3=1697 F EXIT 4=1643 F EXIT 5=1612 F EXIT 6=1693 F EXIT(27')= 1541 F LWS(8')=2198 F LWS(13')= 2102 F LWS(19')= 2076 F																					
SORBENT LBS/HR= 0 SORBENT VELOCITY= 0 FT/SEC SORBENT AIR FLOW= 0 SCFM [Ca]/[S]= 0.00 OUTER REGISTER ADJ.																					
VALID DATA POINT # 3 ELAPSED TIME, MIN 5 RECORD ON TRK 1 FILE 47																					
409	13:23:03	78.8	13306	2320	3392	3440	3463	3366	0	15981	2320	0.0	0.0	0.17	0.48	1.20	3.6	35.0	14.4	200.0	2550.0
											145	518	519				0.0	42.2	17.4	241.4	3077.6
0.0	0.0	76.4		346	628	624	628	623	514		64	52	91				3.0	36.2	14.9	206.9	2637.9
KTRON = 6600 LBS/HR SLEEVE = -5.00 in OUT REG= 40 (CW)DEG IN REG = 20 (CW)DEG P WB(in)= 2.80 in H2O PITOT 3= 0.00 in H2O FURNACE P= 0.20 in H2O COAL P= 5.60 in H2O MILL IN= 288 F MILL OUT= 145 F																					
T WB(in)= 518 F T WB(out)= 519 F SAMPLE= 1169 F EXIT 1=1663 F EXIT 2=1640 F EXIT 3=1668 F EXIT 4=1635 F EXIT 5=1603 F EXIT 6=1653 F EXIT(27')= 1664 F LWS(8')=2091 F LWS(13')= 2038 F LWS(19')= 1951 F																					
SORBENT LBS/HR= 0 SORBENT VELOCITY= 0 FT/SEC SORBENT AIR FLOW= 0 SCFM [Ca]/[S]= 0.00 OUTER REGISTER ADJ.																					
VALID DATA POINT # 4 ELAPSED TIME, MIN 5 RECORD ON TRK 1 FILE 48																					
505	14:21:35	79.7	13604	2391	3433	3467	3456	3411	0	16157	2391	0.0	1.6	0.18	0.48	1.19	3.4	27.0	15.2	270.0	2400.0
											145	501	501				0.0	32.2	18.1	322.2	2863.6
0.0	0.0	75.2		337	613	611	615	610	481		66	52	90				3.0	27.6	15.5	276.1	2454.5
KTRON = 6500 LBS/HR SLEEVE = -5.00 in OUT REG= 90 (CW)DEG IN REG = 20 (CW)DEG P WB(in)= 1.20 in H2O PITOT 3= 0.75 in H2O FURNACE P= 0.19 in H2O COAL P= 5.60 in H2O MILL IN= 280 F MILL OUT= 148 F																					
T WB(in)= 501 F T WB(out)= 501 F SAMPLE= 1172 F EXIT 1=1653 F EXIT 2=1621 F EXIT 3=1643 F EXIT 4=1631 F EXIT 5=1592 F EXIT 6=1641 F EXIT(27')= 1660 F LWS(8')=2065 F LWS(13')= 1936 F LWS(19')= 1901 F																					
SORBENT LBS/HR= 0 SORBENT VELOCITY= 0 FT/SEC SORBENT AIR FLOW= 0 SCFM [Ca]/[S]= 0.00 OUTER REGISTER ADJ.																					
VALID DATA POINT # 5 ELAPSED TIME, MIN 5 RECORD ON TRK 1 FILE 49																					
567	15:03:22	79.3	13531	2447	3425	3443	3464	3381	0	16160	2447	0.0	0.8	0.18	0.48	1.19	3.5	30.0	15.0	200.0	2450.0
											145	521	522				0.0	36.0	18.0	240.0	2940.0
0.0	0.0	75.2		336	632	628	631	626	503		68	53	92				3.0	30.9	15.4	205.7	2520.0
KTRON = 6500 LBS/HR SLEEVE = -5.00 in OUT REG= 40 (CW)DEG IN REG = 20 (CW)DEG P WB(in)= 3.80 in H2O PITOT 3= 0.45 in H2O FURNACE P= 0.18 in H2O COAL P= 5.60 in H2O MILL IN= 278 F MILL OUT= 149 F																					
T WB(in)= 521 F T WB(out)= 522 F SAMPLE= 1179 F EXIT 1=1662 F EXIT 2=1646 F EXIT 3=1658 F EXIT 4=1635 F EXIT 5=1606 F EXIT 6=1655 F EXIT(27')= 1666 F LWS(8')=2105 F LWS(13')= 1982 F LWS(19')= 1963 F																					
SORBENT LBS/HR= 0 SORBENT VELOCITY= 0 FT/SEC SORBENT AIR FLOW= 0 SCFM [Ca]/[S]= 0.00 OUTER REGISTER AND INNER SLEEVE ADJ.																					
VALID DATA POINT # 6 ELAPSED TIME, MIN 5 RECORD ON TRK 1 FILE 50																					

DATE	10-08-85	NOZZL. DES.	FSR
SYSTEM	LWS-INS.	SEC. CONFGN	ASP
BURNER	XCL-80 MKII	SPREADER	DIFFUSER
FUEL	OHIO-PITTS	OIL CHECK	4.74

PT#	TIME	LOAD MBTU/HR	TA	PRIM	V-2	V-3	V-4	V-5	V-6	TOTAL	PRIM	SEC1	SEC2	PRIM	SEC1	SEC2(TOTAL)	O2	CO	CO2	NO	SO2
OIL		CALC	SCFM	FLOW SCFM							FLOW SCFM	PRES (in H20)		SR (CUM)			MEASURED				
(%)	LOAD	MEAS		TEMP (F)							TEMP (F)						CORR TO 0% O2				
											VELOCITY (FT/SEC)						CORR TO 3% O2				
589	15:19:53	79.0	13484	2451	3403	3464	3478	3399	0	16195	2451	0.1	0.9	0.18	0.49	1.20	3.6	25.0	16.0	200.0	2450.0
											145	517	518				0.0	30.2	19.3	241.4	2956.9
0.0	0.0	75.2		333	631	628	631	627	508		68	53	92				3.0	25.9	16.6	206.9	2534.5
KTRON = 6500 LBS/HR SLEEVE = -5.00 in OUT REG= 40 (CW)DEG IN REG = 20 (CW)DEG P WB(in)= 5.50 in H20 PITOT 3= 0.65 in H20 FURNACE P= 0.18 in H20 COAL P= 5.60 in H20 MILL IN= 280 F MILL OUT= 150 F																					
T WB(in)= 517 F T WB(out)= 518 F SAMPLE= 1185 F EXIT 1=1626 F EXIT 2=1649 F EXIT 3=1657 F EXIT 4=1609 F EXIT 5=1636 F EXIT 6=1655 F EXIT(27')= 1631 F LWS(8')=2107 F LWS(13')= 1994 F LWS(19')= 1962 F																					
SORBENT LBS/HR= 0 SORBENT VELOCITY= 0 FT/SEC SORBENT AIR FLOW= 0 SCFM (Ca)/(S)= 0.00 INNER SLEEVE ADJ.																					
VALID DATA POINT # 7 ELAPSED TIME, MIN 5 RECORD ON TRK 1 FILE 51																					
610	15:35:15	77.6	13242	2459	3343	3427	3413	3352	0	15993	2459	0.1	0.8	0.19	0.49	1.21	3.7	25.0	16.0	200.0	2475.0
											145	517	517				0.0	30.3	19.4	242.8	3004.3
0.0	0.0	75.2		335	630	628	628	624	515		68	52	90				3.0	26.0	16.6	208.1	2575.1
KTRON = 6500 LBS/HR SLEEVE = -5.00 in OUT REG= 40 (CW)DEG IN REG = 20 (CW)DEG P WB(in)= 6.50 in H20 PITOT 3= 0.75 in H20 FURNACE P= 0.18 in H20 COAL P= 5.60 in H20 MILL IN= 277 F MILL OUT= 147 F																					
T WB(in)= 517 F T WB(out)= 517 F SAMPLE= 1184 F EXIT 1=1666 F EXIT 2=1645 F EXIT 3=1657 F EXIT 4=1627 F EXIT 5=1603 F EXIT 6=1652 F EXIT(27')= 1662 F LWS(8')=2101 F LWS(13')= 1993 F LWS(19')= 1957 F																					
SORBENT LBS/HR= 0 SORBENT VELOCITY= 0 FT/SEC SORBENT AIR FLOW= 0 SCFM (Ca)/(S)= 0.00 INNER SLEEVE ADJ.																					
VALID DATA POINT # 8 ELAPSED TIME, MIN 5 RECORD ON TRK 1 FILE 52																					
676	16:15:02	78.2	13337	2442	3398	3441	3437	3299	0	16018	2442	0.0	0.8	0.18	0.49	1.20	3.6	35.0	15.4	210.0	2480.0
											145	521	521				0.0	42.2	18.6	253.4	2896.6
0.0	0.0	75.2		334	630	629	629	624	512		68	52	91				3.0	36.2	15.9	217.2	2482.8
KTRON = 6500 LBS/HR SLEEVE = -5.00 in OUT REG= 40 (CW)DEG IN REG = 10 (CW)DEG P WB(in)= 5.20 in H20 PITOT 3= 0.30 in H20 FURNACE P= 0.15 in H20 COAL P= 5.60 in H20 MILL IN= 278 F MILL OUT= 148 F																					
T WB(in)= 521 F T WB(out)= 521 F SAMPLE= 1183 F EXIT 1=1658 F EXIT 2=1643 F EXIT 3=1663 F EXIT 4=1613 F EXIT 5=1640 F EXIT 6=1656 F EXIT(27')= 1645 F LWS(8')=2100 F LWS(13')= 1972 F LWS(19')= 1938 F																					
SORBENT LBS/HR= 0 SORBENT VELOCITY= 0 FT/SEC SORBENT AIR FLOW= 0 SCFM (Ca)/(S)= 0.00 INNER REGISTER ADJ.																					
VALID DATA POINT # 9 ELAPSED TIME, MIN 5 RECORD ON TRK 1 FILE 53																					
705	16:33:46	78.0	13308	2469	3316	3391	3392	3325	0	15893	2469	0.2	0.8	0.19	0.49	1.19	3.5	30.0	15.8	185.0	2500.0
											145	520	521				0.0	36.0	19.0	222.0	3000.0
0.0	0.0	75.2		335	632	630	631	626	510		68	51	90				3.0	30.9	16.3	190.3	2571.4
KTRON = 6500 LBS/HR SLEEVE = -5.00 in OUT REG= 40 (CW)DEG IN REG = 30 (CW)DEG P WB(in)= 3.10 in H20 PITOT 3= 0.50 in H20 FURNACE P= 0.15 in H20 COAL P= 5.60 in H20 MILL IN= 278 F MILL OUT= 150 F																					
T WB(in)= 520 F T WB(out)= 521 F SAMPLE= 1175 F EXIT 1=1651 F EXIT 2=1638 F EXIT 3=1650 F EXIT 4=1629 F EXIT 5=1606 F EXIT 6=1637 F EXIT(27')= 1654 F LWS(8')=2083 F LWS(13')= 1996 F LWS(19')= 1938 F																					
SORBENT LBS/HR= 0 SORBENT VELOCITY= 0 FT/SEC SORBENT AIR FLOW= 0 SCFM (Ca)/(S)= 0.00 INNER REGISTER ADJ.																					
VALID DATA POINT # 10 ELAPSED TIME, MIN 5 RECORD ON TRK 1 FILE 54																					
722	16:47:09	78.0	13314	2462	3366	3408	3410	3344	0	15990	2462	0.4	0.7	0.18	0.49	1.20	3.6	33.0	15.6	185.0	2500.0
											145	523	523				0.0	39.0	18.8	223.3	3017.2
0.0	0.0	75.2		334	633	630	631	626	508		68	52	91				3.0	34.1	16.1	191.4	2586.2
KTRON = 6500 LBS/HR SLEEVE = -5.00 in OUT REG= 40 (CW)DEG IN REG = 50 (CW)DEG P WB(in)= 3.10 in H20 PITOT 3= 0.55 in H20 FURNACE P= 0.15 in H20 COAL P= 5.60 in H20 MILL IN= 279 F MILL OUT= 149 F																					
T WB(in)= 523 F T WB(out)= 523 F SAMPLE= 1179 F EXIT 1=1679 F EXIT 2=1664 F EXIT 3=1660 F EXIT 4=1637 F EXIT 5=1628 F EXIT 6=1656 F EXIT(27')= 1671 F LWS(8')=2100 F LWS(13')= 2002 F LWS(19')= 1954 F																					
SORBENT LBS/HR= 0 SORBENT VELOCITY= 0 FT/SEC SORBENT AIR FLOW= 0 SCFM (Ca)/(S)= 0.00 INNER REGISTER ADJ.																					
VALID DATA POINT # 11 ELAPSED TIME, MIN 5 RECORD ON TRK 1 FILE 55																					

DATE	: 10-09-85	NOZZL.DES.	:	FSR
SYSTEM	: LWS-INS.	SEC.CONFGN	:	ASP
BURNER	: XCL-80 MKII	SPREADER	:	DIFFUSER
FUEL	: OHIO-PITTS	OIL CHECK	:	35.29

PT#	TIME	LOAD MBTU/HR CALC	TA SCFM	PRIM	V-2	V-3	V-4	V-5	V-6	TOTAL	PRIM	SEC1	SEC2	PRIM	SEC1	SEC2(TOTAL)	O2	CO	CO2	NO	SO2
OIL (%)	LOAD	MEAS		FLOW SCFM / TEMP (F)							FLOW SCFM / PRES (in H20) / TEMP (F) / VELOCITY (FT/SEC)			SR (CUM)			MEASURED / CORR TO 0% O2 / CORR TO 3% O2				
179	10:34:33	79.3	13538	2504	3404	3362	3455	3443	0	16169	2504	0.00	1.05	0.18	0.49	1.19	3.5	40.0	15.4	180.0	0.0
											145	516	516				0.0	48.0	18.5	216.0	0.0
0.0	0.0	75.2		323	636	634	636	632	521		69	52	91				3.0	41.1	15.8	185.1	0.0
SLEEVE #1 = 1.00 in SLEEVE #2 = -5.50 in OUT REG= 40 (CW)DEG IN REG = 20 (CW)DEG P WBOX= 3.20 in H20 PITOT 3= 0.65 in H20 FURNACE P= 0.15 in H20 COAL P= 6.30 in H20 MILL IN= 269 F MILL OUT= 148 F																					
T WB(in)= 516 F T WB(out)= 516 F SAMPLE= 1151 F EXIT 1=1653 F EXIT 2=1625 F EXIT 3=1635 F EXIT 4=1649 F EXIT 5=1590 F EXIT 6=1633 F EXIT(27')= 1635 F LWS(8')=2055 F LWS(13')= 1925 F LWS(19')= 1888 F																					
SORBENT LBS/HR= 0 SORBENT VELOCITY= 0 FT/SEC SORBENT AIR FLOW= 0 SCFM [Ca]/[S]= 0.00 BASELINE FULL LOAD																					
VALID DATA POINT # 1 ELAPSED TIME, MIN 5 RECORD ON TRK 1 FILE 38																					
226	10:58:52	78.7	13422	2457	3414	3350	3447	3362	0	16030	2457	0.00	0.30	0.18	0.49	1.19	3.5	35.0	15.4	215.0	2100.0
											145	514	515				0.0	42.0	18.5	258.0	2520.0
0.0	0.0	75.2		323	634	632	633	630	528		68	52	90				3.0	36.0	15.8	221.1	2160.0
SLEEVE #1 = 1.00 in SLEEVE #2 = -5.50 in OUT REG= 30 (CW)DEG IN REG = 20 (CW)DEG P WBOX= 5.00 in H20 PITOT 3= 0.10 in H20 FURNACE P= 0.18 in H20 COAL P= 6.20 in H20 MILL IN= 271 F MILL OUT= 147 F																					
T WB(in)= 514 F T WB(out)= 515 F SAMPLE= 1151 F EXIT 1=1658 F EXIT 2=1624 F EXIT 3=1622 F EXIT 4=1622 F EXIT 5=1552 F EXIT 6=1611 F EXIT(27')= 1648 F LWS(8')=2117 F LWS(13')= 1950 F LWS(19')= 1903 F																					
SORBENT LBS/HR= 0 SORBENT VELOCITY= 0 FT/SEC SORBENT AIR FLOW= 0 SCFM [Ca]/[S]= 0.00 OUTER REGISTER ADJ.																					
VALID DATA POINT # 2 ELAPSED TIME, MIN 5 RECORD ON TRK 1 FILE 39																					
247	11:21:39	77.9	13302	2522	3381	3345	3404	3415	0	16066	2522	0.00	0.00	0.19	0.50	1.21	3.7	30.0	15.0	220.0	2350.0
											145	521	522				0.0	36.4	18.2	267.1	2852.6
0.0	0.0	75.2		320	629	626	629	625	540		70	52	91				3.0	31.2	15.6	228.9	2445.1
SLEEVE #1 = 1.00 in SLEEVE #2 = -5.50 in OUT REG= 20 (CW)DEG IN REG = 20 (CW)DEG P WBOX= 12.00 in H20 PITOT 3= 0.00 in H20 FURNACE P= 0.18 in H20 COAL P= 6.20 in H20 MILL IN= 269 F MILL OUT= 148 F																					
T WB(in)= 521 F T WB(out)= 522 F SAMPLE= 1142 F EXIT 1=1614 F EXIT 2=1601 F EXIT 3=1621 F EXIT 4=1618 F EXIT 5=1518 F EXIT 6=1581 F EXIT(27')= 1609 F LWS(8')=2140 F LWS(13')= 2015 F LWS(19')= 1961 F																					
SORBENT LBS/HR= 0 SORBENT VELOCITY= 0 FT/SEC SORBENT AIR FLOW= 0 SCFM [Ca]/[S]= 0.00 OUTER REGISTER ADJ.																					
VALID DATA POINT # 3 ELAPSED TIME, MIN 5 RECORD ON TRK 1 FILE 40																					
267	11:33:07	78.5	13399	2510	3388	3384	3435	3376	0	16092	2510	0.00	1.60	0.19	0.49	1.20	3.6	25.0	15.2	260.0	2350.0
											145	517	517				0.0	30.2	18.3	313.8	2836.2
0.0	0.0	75.2		325	630	628	631	625	522		69	52	91				3.0	25.9	15.7	269.0	2431.0
SLEEVE #1 = 1.00 in SLEEVE #2 = -5.50 in OUT REG= 60 (CW)DEG IN REG = 20 (CW)DEG P WBOX= 1.20 in H20 PITOT 3= 0.85 in H20 FURNACE P= 0.17 in H20 COAL P= 6.20 in H20 MILL IN= 274 F MILL OUT= 150 F																					
T WB(in)= 517 F T WB(out)= 517 F SAMPLE= 1164 F EXIT 1=1605 F EXIT 2=1622 F EXIT 3=1639 F EXIT 4=1617 F EXIT 5=1624 F EXIT 6=1642 F EXIT(27')= 1601 F LWS(8')=2161 F LWS(13')= 2007 F LWS(19')= 1899 F																					
SORBENT LBS/HR= 0 SORBENT VELOCITY= 0 FT/SEC SORBENT AIR FLOW= 0 SCFM [Ca]/[S]= 0.00 OUTER REGISTER ADJ.																					
VALID DATA POINT # 4 ELAPSED TIME, MIN 5 RECORD ON TRK 1 FILE 41																					
301	11:56:52	79.2	13513	2482	3422	3369	3432	3434	0	16138	2482	0.00	0.00	0.18	0.49	1.19	3.5	28.0	15.4	215.0	2400.0
											145	517	517				0.0	33.6	18.5	258.0	2880.0
0.0	0.0	75.2		322	624	622	625	620	524		69	52	91				3.0	28.8	15.8	221.1	2468.6
SLEEVE #1 = 1.00 in SLEEVE #2 = -5.50 in OUT REG= 30 (CW)DEG IN REG = 10 (CW)DEG P WBOX= 6.60 in H20 PITOT 3= 0.00 in H20 FURNACE P= 0.18 in H20 COAL P= 6.20 in H20 MILL IN= 271 F MILL OUT= 148 F																					
T WB(in)= 517 F T WB(out)= 517 F SAMPLE= 1156 F EXIT 1=1671 F EXIT 2=1651 F EXIT 3=1657 F EXIT 4=1642 F EXIT 5=1570 F EXIT 6=1626 F EXIT(27')= 1660 F LWS(8')=2145 F LWS(13')= 2002 F LWS(19')= 1920 F																					
SORBENT LBS/HR= 0 SORBENT VELOCITY= 0 FT/SEC SORBENT AIR FLOW= 0 SCFM [Ca]/[S]= 0.00 INNER REGISTER ADJ.																					
VALID DATA POINT # 5 ELAPSED TIME, MIN 5 RECORD ON TRK 1 FILE 42																					
331	12:18:07	77.3	13188	2456	3388	3326	3419	3339	0	15928	2456	0.18	0.00	0.19	0.49	1.21	3.7	33.0	15.2	215.0	2425.0
											145	515	515				0.0	40.1	18.5	261.0	2943.6
0.0	0.0	75.2		321	628	626	628	624	515		68	51	90				3.0	34.3	15.8	223.7	2523.1
SLEEVE #1 = 1.00 in SLEEVE #2 = -5.50 in OUT REG= 30 (CW)DEG IN REG = 30 (CW)DEG P WBOX= 5.00 in H20 PITOT 3= 0.20 in H20 FURNACE P= 0.19 in H20 COAL P= 6.20 in H20 MILL IN= 270 F MILL OUT= 146 F																					
T WB(in)= 515 F T WB(out)= 515 F SAMPLE= 1152 F EXIT 1=1641 F EXIT 2=1622 F EXIT 3=1624 F EXIT 4=1625 F EXIT 5=1594 F EXIT 6=1621 F EXIT(27')= 1637 F LWS(8')=2100 F LWS(13')= 1977 F LWS(19')= 1892 F																					
SORBENT LBS/HR= 0 SORBENT VELOCITY= 0 FT/SEC SORBENT AIR FLOW= 0 SCFM [Ca]/[S]= 0.00 INNER REGISTER ADJ.																					
VALID DATA POINT # 6 ELAPSED TIME, MIN 5 RECORD ON TRK 1 FILE 43																					

DATE	: 10-09-85	NOZ'L. DES.	: FSR
SYSTEM	: LWS-INS.	SEC. CONFGN	: ASP
BURNER	: XCL-80 MK II	SPREADER	: DIFFUSER
FUEL	: OHIO-PITTS	OIL CHECK	: 3.79

PT#	TIME	LOAD MBTU/HR	TA	PRIM	V-2	V-3	V-4	V-5	V-6	TOTAL	PRIM	SEC1	SEC2	PRIM	SEC1	SEC2(TOTAL)	O2	CO	CO2	NO	SO2
OIL		CALC	SCFM	FLOW SCFM							FLOW SCFM	PRES (in H2O)			SR (CUM)			MEASURED			
(%)	LOAD	MEAS		TEMP (F)							TEMP (F)							CORR TO 0% O2			
											VELOCITY (FT/SEC)							CORR TO 3% O2			
352	12:32:59	78.4	13380	2439	3399	3351	3427	3364	0	15980	2439	0.00	1.00	0.18	0.49	1.19	3.5	30.0	15.4	205.0	2300.0
											145	516	516				0.0	36.0	18.5	246.0	2760.0
0.0	0.0	75.2		325	630	629	632	627	513		67	52	90				3.0	30.9	15.8	210.9	2365.7

SLEEVE #1 = 1.00 in SLEEVE #2 = -5.50 in OUT REG= 40 (CW)DEG IN REG = 20 (CW)DEG P WBOX= 4.00 in H2O PITOT 3= 0.55 in H2O FURNACE P= 3.20 in H2O COAL P= 6.20 in H2O MILL IN= 276 F MILL OUT= 151 F
T WB(in)= 516 F T WB(out)= 516 F SAMPLE= 1163 F EXIT 1=1637 F EXIT 2=1614 F EXIT 3=1618 F EXIT 4=1622 F EXIT 5=1592 F EXIT 6=1626 F EXIT(27')= 1614 F LWS(8')=2091 F LWS(13')= 1984 F LWS(19')= 1912 F
SORBENT LBS/HR= 0 SORBENT VELOCITY= 0 FT/SEC SORBENT AIR FLOW= 0 SCFM (Ca)/(S)= 0.00 OUTER AND INNER REGISTER ADJ.
VALID DATA POINT # 7 ELAPSED TIME, MIN 4 RECORD ON TRK 1 FILE 44

DATE	: 10-10-85	NOZZL. DES.	: BASELINE		
SYSTEM	: LWS-TNS.	SEC. CONFGN	: ASP		
BURNER	: XCL-80 MKB	SPREADER	: DIFFUSER		
FUEL	: OHIO-PITTS	OIL CHECK	: 0.00		

PT#	TIME	LOAD MBTU/HR CALC MEAS	TA SCFM	PRIM	V-2	V-3	V-4	V-5	V-6	TOTAL	PRIM	SEC1	SEC2	PRIM	SEC1	SEC2(TOTAL)	O2	CO	CO2	NO	SO2
				FLOW SCFM							FLOW SCFM	PRES (in H2O)			SR (CUM)		MEASURED				
OIL												TEMP (F)					CORR TO 0% O2				
(%)	LOAD			TEMP (F)								VELOCITY (FT/SEC)					CORR TO 3% O2				
282	09:56:18	77.4	13214	2230	3539	3484	3505	3477	0	16235	2223	0.25	0.65	0.17	0.59	1.23	4.0	30.0	15.0	185.0	0.0
											140	511	511				0.0	37.1	18.5	228.5	0.0
0.0	0.0	75.2		351	601	601	604	601	499		61	46	80				3.0	31.8	15.9	195.9	0.0

SLEEVE #1 = 1.00 in SLEEVE #2 = -4.00 in OUT REG= 30 (CW)DEG IN REG = 30 (CW)DEG P WBOX= 6.00 in H2O PITOT 3= 0.35 in H2O FURNACE P= 0.21 in H2O COAL P= 6.30 in H2O MILL IN= 292 F MILL OUT= 141 F
T WB(in)= 511 F T WB(out)= 511 F SAMPLE= 1131 F EXIT 1=1645 F EXIT 2=1611 F EXIT 3=1633 F EXIT 4=1615 F EXIT 5=1580 F EXIT 6=1623 F EXIT(27')= 1623 F LWS(8')=2123 F LWS(13')= 1940 F LWS(19')= 1849 F
SORBENT LBS/HR= 0 SORBENT VELOCITY= 0 FT/SEC SORBENT AIR FLOW= 0 SCFM [Ca]/[S]= 0.00 BASELINE FULL LOAD
VALID DATA POINT # 1 ELAPSED TIME, MIN 4 RECORD ON TRK 1 FILE 56

209	10:02:19	74.8	12760	2285	3293	3273	3306	3255	0	15412	2285	0.00	0.00	0.18	0.49	1.21	3.7	30.0	15.2	200.0	0.0
											140	511	511				0.0	36.4	18.5	242.8	0.0
0.0	0.0	75.2		342	594	594	597	594	501		63	50	87				3.0	31.2	15.8	208.1	0.0

SLEEVE #1 = 1.00 in SLEEVE #2 = -5.50 in OUT REG= 20 (CW)DEG IN REG = 30 (CW)DEG P WBOX= 9.50 in H2O PITOT 3= 0.00 in H2O FURNACE P= 0.21 in H2O COAL P= 6.30 in H2O MILL IN= 288 F MILL OUT= 141 F
T WB(in)= 511 F T WB(out)= 511 F SAMPLE= 1164 F EXIT 1=1636 F EXIT 2=1672 F EXIT 3=1694 F EXIT 4=1638 F EXIT 5=1569 F EXIT 6=1646 F EXIT(27')= 1625 F LWS(8')=2192 F LWS(13')= 1947 F LWS(19')= 1910 F
SORBENT LBS/HR= 0 SORBENT VELOCITY= 0 FT/SEC SORBENT AIR FLOW= 0 SCFM [Ca]/[S]= 0.00 OUTER REG AND OUTER SLEEVE ADJ.
VALID DATA POINT # 2 ELAPSED TIME, MIN 7 RECORD ON TRK 1 FILE 57

DATE : 10-11-89 | NOZZL. DES. : DNS
SYSTEM : LWS-INS. | SEC. CONFGN : ASP
BURNER : XCL-80 MKB | SPREADER : NONE
FUEL : OHIO-PITTS | OIL CHECK : 4.74

PT#	TIME	LOAD MBTU/HR	TA	PRIM	V-2	V-3	V-4	V-5	V-6	TOTAL	PRIM	SEC1	SEC2	PRIM	SEC1	SEC2(TOTAL)	O2	CO	CO2	NO	SO2
OIL		CALC	SCFM	FLOW SCFM							FLOW SCFM	PRES (in H20)		SR (CUM)			MEASURED				
(%)	LOAD	MEAS		TEMP (F)							TEMP (F)						CORR TO 0% O2				
											VELOCITY (FT/SEC)						CORR TO 3% O2				
218	09:18:35	79.6	13591	2318	3448	3488	3488	3498	0	16232	2318	0.25	0.40	0.17	0.48	1.19	3.5	35.0	15.2	210.0	2675.0
											145	520	521				0.0	42.8	18.2	252.0	3210.0
0.0	0.0	76.4		347	606	604	606	603	516		64	53	93				3.0	36.0	15.6	216.0	2751.4
SLEEVE #1 = 1.00 in SLEEVE #2 = -6.50 in OUT REG= 30 (CW)DEG IN REG = 30 (CW)DEG P WBOX= 5.40 in H20 PITOT 3= 0.30 in H20 FURNACE P= 0.23 in H20 COAL P= 5.10 in H20 MILL IN= 286 F MILL OUT= 141 F																					
T WB(in)= 520 F T WB(out)= 521 F SAMPLE= 1170 F EXIT 1=1650 F EXIT 2=1618 F EXIT 3=1631 F EXIT 4=1615 F EXIT 5=1567 F EXIT 6=1612 F EXIT(27')= 1619 F LWS(8')=2016 F LWS(13')= 1832 F LWS(19')= 1794 F																					
SORBENT LBS/HR= 0 SORBENT VELOCITY= 0 FT/SEC SORBENT AIR FLOW= 0 SCFM (Ca)/(S)= 0.00 BASELINE FULL LOAD																					
VALID DATA POINT # 1 ELAPSED TIME, MIN 5 RECORD ON TRK 1 FILE 58																					
244	09:38:14	79.5	13562	2332	3489	3486	3483	3499	0	16287	2332	0.35	0.00	0.17	0.48	1.20	3.6	40.0	15.2	205.0	2800.0
											145	519	519				0.0	48.3	18.3	247.4	3379.3
0.0	0.0	76.4		342	601	600	603	600	528		65	53	93				3.0	41.4	15.7	212.1	2896.6
SLEEVE #1 = 1.00 in SLEEVE #2 = -6.50 in OUT REG= 20 (CW)DEG IN REG = 30 (CW)DEG P WBOX= 13.00 in H20 PITOT 3= 0.00 in H20 FURNACE P= 0.24 in H20 COAL P= 5.00 in H20 MILL IN= 283 F MILL OUT= 143 F																					
T WB(in)= 519 F T WB(out)= 519 F SAMPLE= 1177 F EXIT 1=1617 F EXIT 2=1630 F EXIT 3=1649 F EXIT 4=1600 F EXIT 5=1543 F EXIT 6=1619 F EXIT(27')= 1591 F LWS(8')=2081 F LWS(13')= 1917 F LWS(19')= 1874 F																					
SORBENT LBS/HR= 0 SORBENT VELOCITY= 0 FT/SEC SORBENT AIR FLOW= 0 SCFM (Ca)/(S)= 0.00 OUTER REGISTER ADJ.																					
VALID DATA POINT # 2 ELAPSED TIME, MIN 5 RECORD ON TRK 1 FILE 59																					
276	10:00:05	78.6	13414	2253	3480	3457	3454	3466	0	16110	2253	0.15	1.30	0.17	0.48	1.20	3.6	37.0	15.0	210.0	2750.0
											145	519	519				0.0	44.7	18.1	253.4	3319.0
0.0	0.0	76.4		347	603	603	605	603	499		62	53	93				3.0	38.3	15.5	217.2	2844.8
SLEEVE #1 = 1.00 in SLEEVE #2 = -6.50 in OUT REG= 50 (CW)DEG IN REG = 30 (CW)DEG P WBOX= 3.10 in H20 PITOT 3= 0.75 in H20 FURNACE P= 0.22 in H20 COAL P= 5.10 in H20 MILL IN= 289 F MILL OUT= 144 F																					
T WB(in)= 519 F T WB(out)= 519 F SAMPLE= 1174 F EXIT 1=1621 F EXIT 2=1604 F EXIT 3=1633 F EXIT 4=1595 F EXIT 5=1579 F EXIT 6=1641 F EXIT(27')= 1585 F LWS(8')=2032 F LWS(13')= 1893 F LWS(19')= 1794 F																					
SORBENT LBS/HR= 0 SORBENT VELOCITY= 0 FT/SEC SORBENT AIR FLOW= 0 SCFM (Ca)/(S)= 0.00 OUTER REGISTER ADJ.																					
VALID DATA POINT # 3 ELAPSED TIME, MIN 8 RECORD ON TRK 1 FILE 60																					
299	10:16:07	78.3	13361	2281	3427	3379	3429	3442	0	15957	2281	0.20	0.10	0.17	0.48	1.19	3.5	35.0	15.2	200.0	2550.0
											145	520	520				0.0	42.8	18.2	240.0	3060.0
0.0	0.0	76.4		351	604	604	607	603	502		63	52	92				3.0	36.0	15.6	205.7	2622.9
SLEEVE #1 = 1.00 in SLEEVE #2 = -6.50 in OUT REG= 30 (CW)DEG IN REG = 30 (CW)DEG P WBOX= 5.50 in H20 PITOT 3= 0.15 in H20 FURNACE P= 0.24 in H20 COAL P= 5.10 in H20 MILL IN= 293 F MILL OUT= 147 F																					
T WB(in)= 520 F T WB(out)= 520 F SAMPLE= 1162 F EXIT 1=1623 F EXIT 2=1590 F EXIT 3=1607 F EXIT 4=1593 F EXIT 5=1548 F EXIT 6=1591 F EXIT(27')= 1593 F LWS(8')=2006 F LWS(13')= 1860 F LWS(19')= 1794 F																					
SORBENT LBS/HR= 0 SORBENT VELOCITY= 0 FT/SEC SORBENT AIR FLOW= 0 SCFM (Ca)/(S)= 0.00 BASELINE																					
VALID DATA POINT # 4 ELAPSED TIME, MIN 4 RECORD ON TRK 1 FILE 61																					
336	10:40:24	79.0	13483	2302	3420	3434	3459	3488	0	16103	2302	0.00	0.10	0.17	0.48	1.19	3.5	30.0	15.2	215.0	2450.0
											145	519	519				0.0	36.8	18.2	258.0	2940.0
0.0	0.0	76.4		355	598	598	600	597	502		64	53	92				3.0	30.9	15.6	221.1	2520.0
SLEEVE #1 = 1.00 in SLEEVE #2 = -6.50 in OUT REG= 30 (CW)DEG IN REG = 20 (CW)DEG P WBOX= 6.30 in H20 PITOT 3= 0.00 in H20 FURNACE P= 0.23 in H20 COAL P= 5.00 in H20 MILL IN= 297 F MILL OUT= 149 F																					
T WB(in)= 519 F T WB(out)= 519 F SAMPLE= 1175 F EXIT 1=1648 F EXIT 2=1612 F EXIT 3=1625 F EXIT 4=1616 F EXIT 5=1556 F EXIT 6=1607 F EXIT(27')= 1615 F LWS(8')=2020 F LWS(13')= 1882 F LWS(19')= 1812 F																					
SORBENT LBS/HR= 0 SORBENT VELOCITY= 0 FT/SEC SORBENT AIR FLOW= 0 SCFM (Ca)/(S)= 0.00 INNER REGISTER ADJ.																					
VALID DATA POINT # 5 ELAPSED TIME, MIN 6 RECORD ON TRK 1 FILE 62																					
382	11:09:27	78.7	13428	2241	3436	3414	3451	3494	0	16037	2241	0.60	0.10	0.17	0.48	1.19	3.5	50.0	15.2	190.0	2600.0
											145	522	522				0.0	60.0	18.2	228.0	3120.0
0.0	0.0	76.4		358	605	605	607	605	502		62	53	93				3.0	51.4	15.6	195.4	2674.3
SLEEVE #1 = 1.00 in SLEEVE #2 = -6.50 in OUT REG= 30 (CW)DEG IN REG = 50 (CW)DEG P WBOX= 4.60 in H20 PITOT 3= 0.30 in H20 FURNACE P= 0.23 in H20 COAL P= 5.00 in H20 MILL IN= 300 F MILL OUT= 148 F																					
T WB(in)= 522 F T WB(out)= 522 F SAMPLE= 1161 F EXIT 1=1671 F EXIT 2=1630 F EXIT 3=1627 F EXIT 4=1621 F EXIT 5=1551 F EXIT 6=1587 F EXIT(27')= 1633 F LWS(8')=2025 F LWS(13')= 1858 F LWS(19')= 1790 F																					
SORBENT LBS/HR= 0 SORBENT VELOCITY= 0 FT/SEC SORBENT AIR FLOW= 0 SCFM (Ca)/(S)= 0.00 INNER REGISTER ADJ.																					
VALID DATA POINT # 6 ELAPSED TIME, MIN 4 RECORD ON TRK 1 FILE 63																					

DATE	: 10-11-95	NOZZL. DES.	: DNS
SYSTEM	: LWS-INS.	SEC. CONFGN	: ASP
BURNER	: XCL-80 MKB	SPREADER	: NONE
FUEL	: OHIO-PITT8	OIL CHECK	: 4.74

PT#	TIME	LOAD MBTU/HR CALC	TA SCFM	PRIM	V-2	V-3	V-4	V-5	V-6	TOTAL	PRIM	SEC1	SEC2	PRIM	SEC1	SEC2(TOTAL)	O2	CO	CO2	NO	SO2
	OIL						FLOW SCFM					PRES (in H2O)				SR (CUM)			MEASURED		
												TEMP (F)							CORR TO 0% O2		
(%)	LOAD	MEAS					TEMP (F)					VELOCITY (FT/SEC)							CORR TO 3% O2		
418	11:35:37	78.0	13305	2257	3448	3438	3417	3418	0	15979	2257	0.00	0.80	0.17	0.48	1.20	3.6	30.0	15.0	210.0	2550.0
											145	517	517				0.0	36.2	18.1	253.4	3077.6
0.0	0.0	76.4		358	600	599	602	599	494		62	52	92				3.0	31.0	15.5	217.2	2637.9
SLEEVE #1 = 1.00 in SLEEVE #2 = -6.50 in OUT REG= 40 (CW)DEG IN REG = 20 (CW)DEG P WBOX= 4.40 in H2O PITOT 3= 0.30 in H2O FURNACE P= 0.22 in H2O COAL P= 5.00 in H2O MILL IN= 298 F MILL OUT= 148 F																					
T WB(in)= 517 F T WB(out)= 517 F SAMPLE= 1175 F EXIT 1=1637 F EXIT 2=1609 F EXIT 3=1616 F EXIT 4=1622 F EXIT 5=1592 F EXIT 6=1625 F EXIT(27')= 1591 F LWS(8')=2004 F LWS(13')= 1841 F LWS(19')= 1782 F																					
SORBENT LBS/HR= 0 SORBENT VELOCITY= 0 FT/SEC SORBENT AIR FLOW= 0 SCFM [Ca]/[S]= 0.00 INNER AND OUTER REGISTER ADJ.																					
VALID DATA POINT # 7 ELAPSED TIME, MIN 7 RECORD ON TRK 1 FILE 64																					
454	12:01:36	78.1	13334	2272	3414	3382	3407	3449	0	15924	2272	0.00	0.85	0.17	0.48	1.19	3.5	32.0	15.2	220.0	2525.0
											145	525	525				0.0	38.4	18.2	264.0	3030.0
0.0	0.0	76.4		354	606	605	607	605	497		63	53	92				3.0	32.9	15.6	226.3	2597.1
SLEEVE #1 = 1.00 in SLEEVE #2 = -6.50 in OUT REG= 40 (CW)DEG IN REG = 10 (CW)DEG P WBOX= 4.10 in H2O PITOT 3= 0.25 in H2O FURNACE P= 0.24 in H2O COAL P= 5.00 in H2O MILL IN= 296 F MILL OUT= 150 F																					
T WB(in)= 525 F T WB(out)= 525 F SAMPLE= 1172 F EXIT 1=1652 F EXIT 2=1595 F EXIT 3=1616 F EXIT 4=1633 F EXIT 5=1563 F EXIT 6=1614 F EXIT(27')= 1610 F LWS(8')=2015 F LWS(13')= 1871 F LWS(19')= 1810 F																					
SORBENT LBS/HR= 0 SORBENT VELOCITY= 0 FT/SEC SORBENT AIR FLOW= 0 SCFM [Ca]/[S]= 0.00 INNER REGISTER ADJ.																					
VALID DATA POINT # 8 ELAPSED TIME, MIN 6 RECORD ON TRK 1 FILE 65																					
484	12:28:03	79.4	13543	2291	3497	3454	3476	3456	0	16174	2291	0.00	0.00	0.17	0.48	1.19	3.5	32.0	15.2	235.0	2500.0
											145	519	519				0.0	38.4	18.2	282.0	3000.0
0.0	0.0	76.4		353	598	598	599	598	506		63	53	93				3.0	32.9	15.6	241.7	2571.4
SLEEVE #1 = 1.00 in SLEEVE #2 = -6.50 in OUT REG= 30 (CW)DEG IN REG = 10 (CW)DEG P WBOX= 9.10 in H2O PITOT 3= 0.00 in H2O FURNACE P= 0.24 in H2O COAL P= 5.00 in H2O MILL IN= 297 F MILL OUT= 152 F																					
T WB(in)= 519 F T WB(out)= 519 F SAMPLE= 1186 F EXIT 1=1657 F EXIT 2=1618 F EXIT 3=1637 F EXIT 4=1642 F EXIT 5=1555 F EXIT 6=1621 F EXIT(27')= 1624 F LWS(8')=2078 F LWS(13')= 1911 F LWS(19')= 1865 F																					
SORBENT LBS/HR= 0 SORBENT VELOCITY= 0 FT/SEC SORBENT AIR FLOW= 0 SCFM [Ca]/[S]= 0.00 OUTER REGISTER ADJ.																					
VALID DATA POINT # 9 ELAPSED TIME, MIN 5 RECORD ON TRK 1 FILE 66																					
517	12:42:41	79.8	13618	2268	3507	3495	3500	3494	0	16264	2268	0.00	0.30	0.17	0.47	1.19	3.5	35.0	15.3	230.0	2475.0
											145	498	499				0.0	42.0	18.4	276.0	2970.0
0.0	0.0	76.4		351	601	601	603	600	498		63	52	92				3.0	36.0	15.7	236.6	2545.7
SLEEVE #1 = 4.00 in SLEEVE #2 = -6.50 in OUT REG= 40 (CW)DEG IN REG = 20 (CW)DEG P WBOX= 5.20 in H2O PITOT 3= 0.00 in H2O FURNACE P= 0.24 in H2O COAL P= 5.00 in H2O MILL IN= 294 F MILL OUT= 152 F																					
T WB(in)= 498 F T WB(out)= 499 F SAMPLE= 1189 F EXIT 1=1650 F EXIT 2=1622 F EXIT 3=1634 F EXIT 4=1635 F EXIT 5=1581 F EXIT 6=1617 F EXIT(27')= 1616 F LWS(8')=2040 F LWS(13')= 1891 F LWS(19')= 1809 F																					
SORBENT LBS/HR= 0 SORBENT VELOCITY= 0 FT/SEC SORBENT AIR FLOW= 0 SCFM [Ca]/[S]= 0.00 INNER SLEEVE ADJ.																					
VALID DATA POINT # 10 ELAPSED TIME, MIN 5 RECORD ON TRK 1 FILE 67																					
530	12:52:52	79.8	13622	2269	3515	3469	3460	3556	0	16269	2269	0.00	0.00	0.17	0.47	1.19	3.5	35.0	15.2	255.0	2400.0
											145	498	499				0.0	42.0	18.2	306.0	2880.0
0.0	0.0	76.4		353	608	600	602	601	505		63	52	92				3.0	36.0	15.6	262.3	2468.6
SLEEVE #1 = 4.00 in SLEEVE #2 = -6.50 in OUT REG= 30 (CW)DEG IN REG = 20 (CW)DEG P WBOX= 7.50 in H2O PITOT 3= 0.00 in H2O FURNACE P= 0.25 in H2O COAL P= 5.00 in H2O MILL IN= 295 F MILL OUT= 151 F																					
T WB(in)= 498 F T WB(out)= 499 F SAMPLE= 1192 F EXIT 1=1671 F EXIT 2=1648 F EXIT 3=1663 F EXIT 4=1670 F EXIT 5=1591 F EXIT 6=1644 F EXIT(27')= 1643 F LWS(8')=2116 F LWS(13')= 1887 F LWS(19')= 1833 F																					
SORBENT LBS/HR= 0 SORBENT VELOCITY= 0 FT/SEC SORBENT AIR FLOW= 0 SCFM [Ca]/[S]= 0.00 OUTER REGISTER ADJ.																					
VALID DATA POINT # 11 ELAPSED TIME, MIN 5 RECORD ON TRK 1 FILE 68																					
569	13:17:10	79.4	13547	2301	3486	3472	3466	3454	0	16179	2301	0.00	0.00	0.17	0.48	1.19	3.5	35.0	15.2	240.0	2100.0
											145	497	497				0.0	42.0	18.2	288.0	2520.0
0.0	0.0	76.4		353	599	599	601	599	500		64	52	91				3.0	36.0	15.6	246.9	2160.0
SLEEVE #1 = 2.00 in SLEEVE #2 = -6.50 in OUT REG= 30 (CW)DEG IN REG = 20 (CW)DEG P WBOX= 7.00 in H2O PITOT 3= 0.00 in H2O FURNACE P= 0.24 in H2O COAL P= 5.00 in H2O MILL IN= 297 F MILL OUT= 154 F																					
T WB(in)= 497 F T WB(out)= 497 F SAMPLE= 1188 F EXIT 1=1653 F EXIT 2=1618 F EXIT 3=1637 F EXIT 4=1648 F EXIT 5=1580 F EXIT 6=1626 F EXIT(27')= 1634 F LWS(8')=2099 F LWS(13')= 1896 F LWS(19')= 1844 F																					
SORBENT LBS/HR= 0 SORBENT VELOCITY= 0 FT/SEC SORBENT AIR FLOW= 0 SCFM [Ca]/[S]= 0.00 INNER SLEEVE ADJ.																					
VALID DATA POINT # 12 ELAPSED TIME, MIN 5 RECORD ON TRK 1 FILE 69																					

DATE	1.0---1.1.---85	NOZZL. DES.	DNS
SYSTEM	L.WS---INS.	SEC. CONFGN	ASP
BURNER	XCL---80 MKB	SPREADER	NONE
FUEL	OHIO---PITTS	OIL CHECK	4.74

PT#	TIME	LOAD MBTU/HR	TA	PRIM	V-2	V-3	V-4	V-5	V-6	TOTAL	PRIM	SEC1	SEC2	PRIM	SEC1	SEC2(TOTAL)	O2	CO	CO2	NO	SO2
OIL		CALC		FLOW SCFM							FLOW SCFM	PRES (in H2O)		SR (CUM)			MEASURED				
												TEMP (F)					CORR TO 0% O2				
(%)	LOAD	MEAS	SCFM	TEMP (F)							VELOCITY (FT/SEC)						CORR TO 3% O2				
633	13:57:39	78.2	13341	2278	3456	3434	3451	3403	0	16022	2278	0.00	0.00	0.17	0.48	1.20	3.6	30.0	15.0	210.0	2150.0
											145	505	505				0.0	36.2	18.1	253.4	2594.8
0.0	0.0	76.4		351	598	598	602	599	493		63	52	91				3.0	31.0	15.5	217.2	2224.1
SLEEVE #1 = 1.00 in SLEEVE #2 = -6.50 in OUT REG= 30 (CW)DEG IN REG = 20 (CW)DEG P WBOX= 11.40 in H20 PITOT 3= 0.00 in H20 FURNACE P= 0.24 in H20 COAL P= 5.00 in H20 MILL IN= 292 F MILL OUT= 149 F																					
T WB(in)= 505 F T WB(out)= 505 F SAMPLE= 1185 F EXIT 1=1663 F EXIT 2=1623 F EXIT 3=1638 F EXIT 4=1636 F EXIT 5=1572 F EXIT 6=1618 F EXIT(27')= 1630 F LWS(8')=2442 F LWS(13')= 1904 F LWS(19')= 1832 F																					
SORBENT LBS/HR= 0 SORBENT VELOCITY= 0 FT/SEC SORBENT AIR FLOW= 0 SCFM [Ca]/[S]= 0.00 INNER SLEEVE ADJ.																					
VALID DATA POINT # 13 ELAPSED TIME, MIN 4 RECORD ON TRK 1 FILE 70																					
661	14:16:57	77.8	13280	2253	3412	3399	3389	3407	0	15861	2253	0.00	0.00	0.17	0.48	1.19	3.5	30.0	15.0	240.0	2100.0
											145	487	488				0.0	36.0	18.0	288.0	2520.0
0.0	0.0	76.4		351	599	599	602	599	481		62	50	88				3.0	30.9	15.4	246.9	2160.0
SLEEVE #1 = 3.00 in SLEEVE #2 = -6.50 in OUT REG= 30 (CW)DEG IN REG = 20 (CW)DEG P WBOX= 8.20 in H20 PITOT 3= 0.00 in H20 FURNACE P= 0.24 in H20 COAL P= 5.00 in H20 MILL IN= 290 F MILL OUT= 148 F																					
T WB(in)= 487 F T WB(out)= 488 F SAMPLE= 1182 F EXIT 1=1653 F EXIT 2=1607 F EXIT 3=1622 F EXIT 4=1625 F EXIT 5=1559 F EXIT 6=1600 F EXIT(27')= 1621 F LWS(8')= 0 F LWS(13')= 1875 F LWS(19')= 1802 F																					
SORBENT LBS/HR= 0 SORBENT VELOCITY= 0 FT/SEC SORBENT AIR FLOW= 0 SCFM [Ca]/[S]= 0.00 INNER SLEEVE ADJ.																					
VALID DATA POINT # 14 ELAPSED TIME, MIN 5 RECORD ON TRK 1 FILE 71																					
689	14:35:08	78.7	13423	2764	3330	3344	3301	3292	0	16031	2764	0.00	0.00	0.21	0.50	1.19	3.5	30.0	15.4	230.0	2150.0
											145	475	476				0.0	36.0	18.5	276.0	2580.0
0.0	0.0	76.4		387	603	603	605	603	480		76	48	85				3.0	30.9	15.8	236.6	2211.4
SLEEVE #1 = 3.00 in SLEEVE #2 = -6.50 in OUT REG= 30 (CW)DEG IN REG = 20 (CW)DEG P WBOX= 7.90 in H20 PITOT 3= 0.00 in H20 FURNACE P= 0.23 in H20 COAL P= 5.00 in H20 MILL IN= 276 F MILL OUT= 151 F																					
T WB(in)= 475 F T WB(out)= 476 F SAMPLE= 1183 F EXIT 1=1674 F EXIT 2=1639 F EXIT 3=1652 F EXIT 4=1649 F EXIT 5=1567 F EXIT 6=1615 F EXIT(27')= 1634 F LWS(8')=2402 F LWS(13')= 1858 F LWS(19')= 1787 F																					
SORBENT LBS/HR= 0 SORBENT VELOCITY= 0 FT/SEC SORBENT AIR FLOW= 0 SCFM [Ca]/[S]= 0.00 INCREASE PRIMARY AIR																					
VALID DATA POINT # 15 ELAPSED TIME, MIN 5 RECORD ON TRK 1 FILE 72																					
739	15:03:20	80.5	13731	1802	3610	3566	3572	3578	0	16129	1802	0.00	0.00	0.13	0.44	1.17	3.2	30.0	15.8	240.0	2750.0
											145	477	477				0.0	35.4	18.6	283.1	3244.4
0.0	0.0	76.4		386	595	595	598	596	482		50	52	92				3.0	30.3	16.0	242.7	2780.9
SLEEVE #1 = 3.00 in SLEEVE #2 = -6.50 in OUT REG= 30 (CW)DEG IN REG = 20 (CW)DEG P WBOX= 9.50 in H20 PITOT 3= 0.00 in H20 FURNACE P= 0.24 in H20 COAL P= 5.00 in H20 MILL IN= 313 F MILL OUT= 147 F																					
T WB(in)= 477 F T WB(out)= 477 F SAMPLE= 1204 F EXIT 1=1707 F EXIT 2=1665 F EXIT 3=1686 F EXIT 4=1688 F EXIT 5=1599 F EXIT 6=1659 F EXIT(27')= 1655 F LWS(8')=2328 F LWS(13')= 1860 F LWS(19')= 1837 F																					
SORBENT LBS/HR= 0 SORBENT VELOCITY= 0 FT/SEC SORBENT AIR FLOW= 0 SCFM [Ca]/[S]= 0.00 LOWER PRIMARY AIR																					
VALID DATA POINT # 16 ELAPSED TIME, MIN 5 RECORD ON TRK 1 FILE 73																					
743	15:10:04	77.5	13221	1869	3762	3689	3705	3699	0	16724	1869	0.00	0.00	0.14	0.48	1.26	4.5	20.0	14.8	260.0	2350.0
											145	484	484				0.0	25.5	18.8	330.9	2990.9
0.0	0.0	76.4		382	594	594	598	595	481		52	55	96				3.0	21.8	16.1	283.6	2563.6
SLEEVE #1 = 3.00 in SLEEVE #2 = -6.50 in OUT REG= 30 (CW)DEG IN REG = 20 (CW)DEG P WBOX= 9.50 in H20 PITOT 3= 0.00 in H20 FURNACE P= 0.24 in H20 COAL P= 5.00 in H20 MILL IN= 314 F MILL OUT= 150 F																					
T WB(in)= 484 F T WB(out)= 484 F SAMPLE= 1195 F EXIT 1=1644 F EXIT 2=1603 F EXIT 3=1621 F EXIT 4=1638 F EXIT 5=1574 F EXIT 6=1618 F EXIT(27')= 1605 F LWS(8')=2307 F LWS(13')= 1869 F LWS(19')= 1826 F																					
SORBENT LBS/HR= 0 SORBENT VELOCITY= 0 FT/SEC SORBENT AIR FLOW= 0 SCFM [Ca]/[S]= 0.00 LOW PA																					
VALID DATA POINT # 17 ELAPSED TIME, MIN 4 RECORD ON TRK 1 FILE 74																					
747	15:13:45	81.9	13973	1895	3706	3698	3723	3665	0	16688	1895	0.00	0.00	0.14	0.45	1.19	3.5	20.0	15.4	255.0	2600.0
											145	485	485				0.0	24.0	18.5	306.0	3120.0
0.0	0.0	76.4		380	598	597	600	597	479		52	55	95				3.0	20.6	15.8	262.3	2674.3
SLEEVE #1 = 3.00 in SLEEVE #2 = -6.50 in OUT REG= 30 (CW)DEG IN REG = 20 (CW)DEG P WBOX= 9.50 in H20 PITOT 3= 0.00 in H20 FURNACE P= 0.24 in H20 COAL P= 5.00 in H20 MILL IN= 312 F MILL OUT= 148 F																					
T WB(in)= 485 F T WB(out)= 485 F SAMPLE= 1209 F EXIT 1=1676 F EXIT 2=1641 F EXIT 3=1653 F EXIT 4=1662 F EXIT 5=1593 F EXIT 6=1644 F EXIT(27')= 1637 F LWS(8')=2308 F LWS(13')= 1851 F LWS(19')= 1828 F																					
SORBENT LBS/HR= 0 SORBENT VELOCITY= 0 FT/SEC SORBENT AIR FLOW= 0 SCFM [Ca]/[S]= 0.00 LOW PA																					
VALID DATA POINT # 18 ELAPSED TIME, MIN 4 RECORD ON TRK 1 FILE 75																					

DATE	10-11-85	NOZZL. DES.	DNS
SYSTEM	LOWS-INS.	SEC. CONFGN	ASP
BURNER	XCL-80 MKII	SPREADER	NONE
FUEL	OHIO-PITTS	OIL CHECK	4.74

PT#	TIME	LOAD MBTU/HR CALC	TA SCFM	PRIM	V-2	V-3	V-4	V-5	V-6	TOTAL	PRIM	SEC1	SEC2	PRIM	SEC1	SEC2(TOTAL)	O2	CO	CO2	NO	SO2
OIL (%)	LOAD	MEAS		FLOW SCFM TEMP (F)							FLOW SCFM PRES (in H2O) TEMP (F) VELOCITY (FT/SEC)			SR (CUR)			MEASURED CORR TO 0% O2 CORR TO 3% O2				
764	15:23:02	79.3	13533	1902	3633	3621	3644	3638	0	16437	1902	0.00	0.00	0.14	0.46	1.21	3.8	27.0	15.0	250.0	2650.0
											145	490	491				0.0	33.0	18.3	305.2	3235.5
0.0	0.0	76.4		382	596	597	600	598	477		53	54	94				3.0	28.3	15.7	261.6	2773.3

SLEEVE #1 = 3.00 in SLEEVE #2 = -6.50 in OUT REG= 40 (CW)DEG IN REG = 20 (CW)DEG P WBOX= 8.40 in H2O PITOT 3= 0.00 in H2O FURNACE P= 0.24 in H2O COAL P= 5.00 in H2O MILL IN= 317 F MILL OUT= 149 F
T WB(in)= 498 F T WB(out)= 491 F SAMPLE= 1190 F EXIT 1=1660 F EXIT 2=1614 F EXIT 3=1628 F EXIT 4=1635 F EXIT 5=1561 F EXIT 6=1615 F EXIT(27')= 1623 F LWS(8')=2422 F LWS(13')= 1846 F LWS(19')= 1817 F
SORBENT LBS/HR= 0 SORBENT VELOCITY= 0 FT/SEC SORBENT AIR FLOW= 0 SCFM [Ca]/[S]= 0.00 OUTER REGISTER ADJ.
VALID DATA POINT # 19 ELAPSED TIME, MIN 7 RECORD ON TRK 1 FILE 76

DATE : 10-16-85 NOZZL.DES. : BASELINE
SYSTEM : LWS-INS. SEC.CONFGN : ASP
BURNER : XCL-80 MK8 SPREADER : IMPELLER
FUEL : OHIO-PITT8 OIL CHECK : 3.322

PT#	TIME	LOAD MBTU/HR CALC	TA	PRIM	V-2	V-3	V-4	V-5	V-6	TOTAL	PRIM	SEC1	SEC2	PRIM	SEC1	SEC2(TOTAL)	O2	CO	CO2	NO	SO2
	OIL						FLOW SCFM				FLOW SCFM	PRES (in H2O)			SR (CUM)				MEASURED		
												TEMP (F)							CORR TO 0% O2		
(%)	LOAD	MEAS	SCFM				TEMP (F)					VELOCITY (FT/SEC)							CORR TO 3% O2		
198	09:16:46	80.0	13656	2509	3468	3424	3471	3438	0	16309	2509	0.00	1.05	0.18	0.49	1.19	3.5	25.0	15.0	425.0	2400.0
											145	511	511				0.0	30.0	18.0	510.0	2880.0
0.0	0.0	74.1		307	631	629	631	627	519		69	52	91				3.0	25.7	15.4	437.1	2468.6
SLEEVE #1 = 3.00 in SLEEVE #2 = -6.50 in SPREADER = 0.0 in OUT REG= 40 (CW)DEG IN REG = 20 (CW)DEG P WBOX= 5.40 in H20 PITOT 3= 0.50 in H20 FURNACE P= 0.21 in H20 COAL P= 4.90 in H20 MILL OUT= 146 F																					
T WB(in)= 511 F T WB(out)= 511 F SAMPLE= 1178 F EXIT 1=1650 F EXIT 2=1653 F EXIT 3=1645 F EXIT 4=1638 F EXIT 5=1634 F EXIT 6=1657 F EXIT(27')= 1467 F LWS(8')=2244 F LWS(13')= 1785 F LWS(19')= 1977 F																					
SORBENT LBS/HR= 0 SORBENT VELOCITY= 0 FT/SEC SORBENT AIR FLOW= 0 SCFM (Ca)/(S)= 0.00 BASELINE FULL LOAD																					
VALID DATA POINT # 1 ELAPSED TIME, MIN 7 RECORD ON TRK 1 FILE 77																					
232	09:39:36	79.5	13567	2433	3443	3457	3469	3401	0	16203	2433	0.00	1.05	0.18	0.48	1.19	3.5	22.0	15.2	525.0	2450.0
											145	510	510				0.0	26.4	18.2	630.0	2940.0
0.0	0.0	74.1		318	633	630	632	629	515		67	52	91				3.0	22.6	15.6	540.0	2520.0
SLEEVE #1 = 3.00 in SLEEVE #2 = -6.50 in SPREADER = -2.0 in OUT REG= 40 (CW)DEG IN REG = 20 (CW)DEG P WBOX= 5.30 in H20 PITOT 3= 0.50 in H20 FURNACE P= 0.22 in H20 COAL P= 5.70 in H20 MILL OUT= 150 F																					
T WB(in)= 510 F T WB(out)= 510 F SAMPLE= 1191 F EXIT 1=1660 F EXIT 2=1655 F EXIT 3=1664 F EXIT 4=1662 F EXIT 5=1647 F EXIT 6=1602 F EXIT(27')= 1130 F LWS(8')=2255 F LWS(13')= 1828 F LWS(19')= 1979 F																					
SORBENT LBS/HR= 0 SORBENT VELOCITY= 0 FT/SEC SORBENT AIR FLOW= 0 SCFM (Ca)/(S)= 0.00 SPREADER ADJ.																					
VALID DATA POINT # 2 ELAPSED TIME, MIN 10 RECORD ON TRK 1 FILE 78																					
265	10:02:17	80.1	13666	2311	3462	3478	3487	3493	0	16231	2311	0.00	1.05	0.17	0.47	1.19	3.4	26.0	14.6	215.0	2350.0
											145	500	501				0.0	31.0	17.4	256.5	2804.0
0.0	0.0	74.1		326	632	630	632	628	515		64	52	91				3.0	26.6	14.9	219.9	2403.4
SLEEVE #1 = 3.00 in SLEEVE #2 = -6.50 in SPREADER = -6.0 in OUT REG= 40 (CW)DEG IN REG = 20 (CW)DEG P WBOX= 5.50 in H20 PITOT 3= 0.45 in H20 FURNACE P= 0.21 in H20 COAL P= 6.30 in H20 MILL OUT= 149 F																					
T WB(in)= 500 F T WB(out)= 501 F SAMPLE= 1173 F EXIT 1=1646 F EXIT 2=1668 F EXIT 3=1674 F EXIT 4=1624 F EXIT 5=1579 F EXIT 6=1639 F EXIT(27')= 512 F LWS(8')=2298 F LWS(13')= 1864 F LWS(19')= 1999 F																					
SORBENT LBS/HR= 0 SORBENT VELOCITY= 0 FT/SEC SORBENT AIR FLOW= 0 SCFM (Ca)/(S)= 0.00 SPREADER ADJ.																					
VALID DATA POINT # 3 ELAPSED TIME, MIN 5 RECORD ON TRK 1 FILE 79																					
293	10:22:37	79.7	13597	2335	3505	3498	3496	3405	0	16239	2335	0.00	1.05	0.17	0.48	1.19	3.5	20.0	15.0	220.0	2400.0
											145	506	507				0.0	24.0	18.0	264.0	2880.0
0.0	0.0	72.9		324	628	625	627	624	514		65	53	92				3.0	20.6	15.4	226.3	2468.6
SLEEVE #1 = 3.00 in SLEEVE #2 = -6.50 in SPREADER = -4.0 in OUT REG= 40 (CW)DEG IN REG = 20 (CW)DEG P WBOX= 5.50 in H20 PITOT 3= 0.45 in H20 FURNACE P= 0.21 in H20 COAL P= 6.00 in H20 MILL OUT= 150 F																					
T WB(in)= 506 F T WB(out)= 507 F SAMPLE= 1196 F EXIT 1=1660 F EXIT 2=1698 F EXIT 3=1713 F EXIT 4=1656 F EXIT 5=1594 F EXIT 6=1673 F EXIT(27')= 1368 F LWS(8')=2337 F LWS(13')= 1883 F LWS(19')= 2031 F																					
SORBENT LBS/HR= 0 SORBENT VELOCITY= 0 FT/SEC SORBENT AIR FLOW= 0 SCFM (Ca)/(S)= 0.00 SPREADER ADJ.																					
VALID DATA POINT # 4 ELAPSED TIME, MIN 5 RECORD ON TRK 1 FILE 80																					
348	11:01:18	79.9	13635	2360	3471	3506	3506	3441	0	16284	2360	0.00	1.05	0.17	0.48	1.19	3.5	23.0	15.0	520.0	2250.0
											145	509	510				0.0	27.6	18.0	624.0	2700.0
0.0	0.0	75.2		328	626	624	626	624	514		65	53	92				3.0	23.7	15.4	534.9	2314.3
SLEEVE #1 = 3.00 in SLEEVE #2 = -6.50 in SPREADER = -3.0 in OUT REG= 40 (CW)DEG IN REG = 20 (CW)DEG P WBOX= 5.30 in H20 PITOT 3= 0.50 in H20 FURNACE P= 0.24 in H20 COAL P= 6.40 in H20 MILL OUT= 154 F																					
T WB(in)= 509 F T WB(out)= 510 F SAMPLE= 1200 F EXIT 1=1670 F EXIT 2=1642 F EXIT 3=1656 F EXIT 4=1646 F EXIT 5=1601 F EXIT 6=1651 F EXIT(27')= 1509 F LWS(8')=2202 F LWS(13')= 1879 F LWS(19')= 1961 F																					
SORBENT LBS/HR= 0 SORBENT VELOCITY= 0 FT/SEC SORBENT AIR FLOW= 0 SCFM (Ca)/(S)= 0.00 SPREADER ADJ.																					
VALID DATA POINT # 5 ELAPSED TIME, MIN 5 RECORD ON TRK 1 FILE 81																					
371	11:15:55	80.4	13726	2301	3491	3487	3537	3485	0	16302	2301	0.00	1.05	0.17	0.47	1.19	3.4	23.0	15.2	500.0	2450.0
											145	510	511				0.0	27.4	18.1	596.6	2923.3
0.0	0.0	74.7		329	630	627	629	626	513		64	53	93				3.0	23.5	15.5	511.4	2505.7
SLEEVE #1 = 3.00 in SLEEVE #2 = -6.50 in SPREADER = -4.0 in OUT REG= 40 (CW)DEG IN REG = 20 (CW)DEG P WBOX= 5.30 in H20 PITOT 3= 0.50 in H20 FURNACE P= 0.24 in H20 COAL P= 6.40 in H20 MILL OUT= 156 F																					
T WB(in)= 510 F T WB(out)= 511 F SAMPLE= 1216 F EXIT 1=1697 F EXIT 2=1688 F EXIT 3=1697 F EXIT 4=1693 F EXIT 5=1651 F EXIT 6=1692 F EXIT(27')= 1127 F LWS(8')=2263 F LWS(13')= 1894 F LWS(19')= 2001 F																					
SORBENT LBS/HR= 0 SORBENT VELOCITY= 0 FT/SEC SORBENT AIR FLOW= 0 SCFM (Ca)/(S)= 0.00 SPREADER ADJ.																					
VALID DATA POINT # 6 ELAPSED TIME, MIN 4 RECORD ON TRK 1 FILE 82																					

DATE	10-16-85	NOZZL. DES.	BASELINE
SYSTEM	LWS-INS.	SEC. CONFGN	ASP
BURNER	XCL-80 MKB	SPREADER	IMPELLER
FUEL	OHIO-PITT8	OIL CHECK	3.332

PT#	TIME	LOAD MBTU/HR CALC	TA SCFM	PRIM	V-2	V-3	V-4	V-5	V-6	TOTAL	PRIM	SEC1	SEC2	PRIM	SEC1	SEC2(TOTAL)	O2	CO	CO2	NO	SO2
				FLOW SCFM							FLOW SCFM	PRES (in H2O)			SR (CUM)		MEASURED				
OIL (%)	LOAD	MEAS		TEMP (F)								TEMP (F)					CORR TO 0% O2				
												VELOCITY (FT/SEC)					CORR TO 3% O2				
400	11:34:35	80.3	13699	2410	3452	3495	3532	3471	0	16361	2410	0.00	1.05	0.18	0.48	1.19	3.5	25.0	15.2	210.0	2500.0
											145	504	504				0.0	30.0	18.2	252.0	3000.0
0.0	0.0	74.7		325	628	627	629	626	513		67	53	92				3.0	25.7	15.6	216.0	2571.4
SLEEVE #1 = 3.00 in SLEEVE #2 = -6.50 in SPREADER = -5.0 in OUT REG= 40 (CW)DEG IN REG = 20 (CW)DEG P WBOX= 5.30 in H20 PITOT 3= 0.50 in H20 FURNACE P= 0.23 in H20 COAL P= 6.60 in H20 MILL OUT= 153 F																					
T WB(in)= 504 F T WB(out)= 504 F SAMPLE= 1201 F EXIT 1=1648 F EXIT 2=1684 F EXIT 3=1701 F EXIT 4=1656 F EXIT 5=1610 F EXIT 6=1654 F EXIT(27')= 1656 F LWS(8')=2308 F LWS(13')= 1897 F LWS(19')= 2004 F																					
SORBENT LBS/HR= 0 SORBENT VELOCITY= 0 FT/SEC SORBENT AIR FLOW= 0 SCFM (Ca)/(S)= 0.00 SPREADER ADJ.																					
VALID DATA POINT # 7 ELAPSED TIME, MIN 7 RECORD ON TRK 1 FILE 83																					
434	11:57:30	80.1	13662	2507	3469	3450	3453	3438	0	16317	2507	0.00	1.05	0.18	0.49	1.19	3.5	25.0	15.4	220.0	2650.0
											145	508	508				0.0	30.0	18.5	264.0	3180.0
0.0	0.0	74.7		262	628	626	628	625	512		69	52	91				3.0	25.7	15.8	226.3	2725.7
SLEEVE #1 = 3.00 in SLEEVE #2 = -6.50 in SPREADER = -4.0 in OUT REG= 40 (CW)DEG IN REG = 20 (CW)DEG P WBOX= 5.60 in H20 PITOT 3= 0.50 in H20 FURNACE P= 0.20 in H20 COAL P= 6.40 in H20 MILL OUT= 145 F																					
T WB(in)= 508 F T WB(out)= 508 F SAMPLE= 1194 F EXIT 1=1641 F EXIT 2=1657 F EXIT 3=1667 F EXIT 4=1635 F EXIT 5=1579 F EXIT 6=1620 F EXIT(27')= 1664 F LWS(8')=2260 F LWS(13')= 1876 F LWS(19')= 2002 F																					
SORBENT LBS/HR= 0 SORBENT VELOCITY= 0 FT/SEC SORBENT AIR FLOW= 0 SCFM (Ca)/(S)= 0.00 SPREADER ADJ.(IN)																					
VALID DATA POINT # 8 ELAPSED TIME, MIN 5 RECORD ON TRK 1 FILE 84																					
454	12:12:22	80.2	13688	2593	3436	3457	3471	3481	0	16439	2593	1.05	1.05	0.19	0.49	1.20	3.6	25.0	15.3	230.0	2550.0
											145	503	505				0.0	30.2	18.5	277.6	3077.6
0.0	0.0	74.7		248	628	626	628	625	509		72	52	91				3.0	25.9	15.8	237.9	2637.9
SLEEVE #1 = 3.00 in SLEEVE #2 = -6.50 in SPREADER = -3.0 in OUT REG= 40 (CW)DEG IN REG = 20 (CW)DEG P WBOX= 5.60 in H20 PITOT 3= 0.50 in H20 FURNACE P= 0.23 in H20 COAL P= 6.20 in H20 MILL OUT= 141 F																					
T WB(in)= 503 F T WB(out)= 505 F SAMPLE= 1201 F EXIT 1=1662 F EXIT 2=1634 F EXIT 3=1658 F EXIT 4=1636 F EXIT 5=1621 F EXIT 6=1650 F EXIT(27')= 1694 F LWS(8')=2189 F LWS(13')= 1913 F LWS(19')= 1975 F																					
SORBENT LBS/HR= 0 SORBENT VELOCITY= 0 FT/SEC SORBENT AIR FLOW= 0 SCFM (Ca)/(S)= 0.00 SPREADER ADJ.(IN)																					
VALID DATA POINT # 9 ELAPSED TIME, MIN 6 RECORD ON TRK 1 FILE 85																					
484	12:33:24	80.3	13700	2719	3406	3415	3416	3406	0	16362	2719	0.00	1.00	0.20	0.50	1.19	3.5	25.0	15.4	250.0	2550.0
											145	492	492				0.0	30.0	18.5	300.0	3060.0
0.0	0.0	74.7		237	627	624	628	625	503		75	51	89				3.0	25.7	15.8	257.1	2622.9
SLEEVE #1 = 3.00 in SLEEVE #2 = -6.50 in SPREADER = -2.0 in OUT REG= 40 (CW)DEG IN REG = 20 (CW)DEG P WBOX= 5.20 in H20 PITOT 3= 0.50 in H20 FURNACE P= 0.22 in H20 COAL P= 5.60 in H20 MILL OUT= 138 F																					
T WB(in)= 492 F T WB(out)= 492 F SAMPLE= 1194 F EXIT 1=1644 F EXIT 2=1630 F EXIT 3=1649 F EXIT 4=1634 F EXIT 5=1633 F EXIT 6=1635 F EXIT(27')= 1656 F LWS(8')=2162 F LWS(13')= 1901 F LWS(19')= 1945 F																					
SORBENT LBS/HR= 0 SORBENT VELOCITY= 0 FT/SEC SORBENT AIR FLOW= 0 SCFM (Ca)/(S)= 0.00 SPREADER ADJ.(IN)																					
VALID DATA POINT # 10 ELAPSED TIME, MIN 7 RECORD ON TRK 1 FILE 86																					
507	12:48:22	79.7	13604	2727	3357	3439	3401	3415	0	16339	2727	0.00	1.00	0.20	0.50	1.20	3.6	25.0	15.2	440.0	2550.0
											145	500	500				0.0	30.2	18.3	531.0	3077.6
0.0	0.0	74.1		283	627	625	627	607	502		75	51	89				3.0	25.9	15.7	455.2	2637.9
SLEEVE #1 = 3.00 in SLEEVE #2 = -6.50 in SPREADER = 0.0 in OUT REG= 40 (CW)DEG IN REG = 20 (CW)DEG P WBOX= 5.30 in H20 PITOT 3= 0.50 in H20 FURNACE P= 0.24 in H20 COAL P= 4.70 in H20 MILL OUT= 146 F																					
T WB(in)= 500 F T WB(out)= 500 F SAMPLE= 1213 F EXIT 1=1663 F EXIT 2=1670 F EXIT 3=1666 F EXIT 4=1663 F EXIT 5=1663 F EXIT 6=1673 F EXIT(27')= 1651 F LWS(8')=2182 F LWS(13')= 1891 F LWS(19')= 1959 F																					
SORBENT LBS/HR= 0 SORBENT VELOCITY= 0 FT/SEC SORBENT AIR FLOW= 0 SCFM (Ca)/(S)= 0.00 SPREADER ADJ.(IN)																					
VALID DATA POINT # 11 ELAPSED TIME, MIN 6 RECORD ON TRK 1 FILE 87																					
525	12:58:45	79.8	13620	2710	3413	3421	3454	3361	0	16358	2710	0.00	1.00	0.20	0.50	1.20	3.6	25.0	15.3	410.8	2550.0
											145	499	499				0.0	30.2	18.5	494.8	3077.6
0.0	0.0	74.1		284	628	625	628	625	501		75	51	89				3.0	25.9	15.8	424.1	2637.9
SLEEVE #1 = 3.00 in SLEEVE #2 = -6.50 in SPREADER = 2.0 in OUT REG= 40 (CW)DEG IN REG = 20 (CW)DEG P WBOX= 5.30 in H20 PITOT 3= 0.50 in H20 FURNACE P= 0.23 in H20 COAL P= 4.70 in H20 MILL OUT= 147 F																					
T WB(in)= 499 F T WB(out)= 499 F SAMPLE= 1205 F EXIT 1=1646 F EXIT 2=1657 F EXIT 3=1658 F EXIT 4=1659 F EXIT 5=1653 F EXIT 6=1670 F EXIT(27')= 1684 F LWS(8')=2186 F LWS(13')= 1858 F LWS(19')= 1942 F																					
SORBENT LBS/HR= 0 SORBENT VELOCITY= 0 FT/SEC SORBENT AIR FLOW= 0 SCFM (Ca)/(S)= 0.00 SPREADER ADJ.(IN)																					
VALID DATA POINT # 12 ELAPSED TIME, MIN 6 RECORD ON TRK 1 FILE 88																					

DATE	: 10-16-85	NOZZL. DES.	:	BASELINE
SYSTEM	: LWS-INS.	SEC. CONFGN	:	ASP
BURNER	: XCL-80 MK8	SPREADER	:	IMPELLER
FUEL	: OHIO-PITT8	OIL CHECK	:	33.32

PT#	TIME	LOAD MBTU/HR	TA	PRIM	V-2	V-3	V-4	V-5	V-6	TOTAL	PRIM	SEC1	SEC2	PRIM	SEC1	SEC2(TOTAL)	O2	CO	CO2	NO	SO2
	OIL	CALC	SCFM				FLOW SCFM				FLOW SCFM	PRES (in H20)			SR (CUM)				MEASURED		
												TEMP (F)							CORR TO 0% O2		
(%)	LOAD	MEAS					TEMP (F)					VELOCITY (FT/SEC)							CORR TO 3% O2		
550	13:19:16	79.7	13601	2713	3399	3392	3388	3354	0	16244	2713	0.00	1.00	0.20	0.50	1.19	3.5	25.0	15.4	385.0	2450.0
											145	490	491				0.0	30.0	18.5	462.0	2940.0
0.0	0.0	74.1		284	628	625	628	624	501		75	50	88				3.0	25.7	15.8	396.0	2520.0

SLEEVE #1 = 3.00 in SLEEVE #2 = -6.50 in SPREADER = 2.0 in OUT REG= 40 (CW)DEG IN REG = 20 (CW)DEG P WBOX= 5.30 in H20 PITOT 3= 0.50 in H20 FURNACE P= 0.23 in H20 COAL P= 4.70 in H20 MILL OUT= 146 F
T WB(in)= 490 F T WB(out)= 491 F SAMPLE= 1207 F EXIT 1=1661 F EXIT 2=1655 F EXIT 3=1668 F EXIT 4=1632 F EXIT 5=1677 F EXIT 6=1673 F EXIT(27')= 1678 F LWS(8')=2190 F LWS(13')= 1867 F LWS(19')= 1946 F
SORBENT LBS/HR= 0 SORBENT VELOCITY= 0 FT/SEC SORBENT AIR FLOW= 0 SCFM (Ca)/(S)= 0.00 SPREADER ADJ.(IN)
VALID DATA POINT # 13 ELAPSED TIME, MIN 6 RECORD ON TRK 1 FILE 89

564	13:30:56	80.1	13665	2738	3392	3434	3406	3350	0	16320	2738	0.00	1.00	0.20	0.50	1.19	3.5	25.0	15.2	355.0	2500.0
											145	505	506				0.0	30.0	18.2	426.0	3000.0
0.0	0.0	74.1		283	629	627	629	624	501		76	51	90				3.0	25.7	15.6	365.1	2571.4

SLEEVE #1 = 3.00 in SLEEVE #2 = -6.50 in SPREADER = 6.0 in OUT REG= 40 (CW)DEG IN REG = 20 (CW)DEG P WBOX= 5.30 in H20 PITOT 3= 0.50 in H20 FURNACE P= 0.22 in H20 COAL P= 4.20 in H20 MILL OUT= 146 F
T WB(in)= 505 F T WB(out)= 506 F SAMPLE= 1196 F EXIT 1=1651 F EXIT 2=1653 F EXIT 3=1664 F EXIT 4=1642 F EXIT 5=1652 F EXIT 6=1663 F EXIT(27')= 1666 F LWS(8')=2184 F LWS(13')= 1882 F LWS(19')= 1948 F
SORBENT LBS/HR= 0 SORBENT VELOCITY= 0 FT/SEC SORBENT AIR FLOW= 0 SCFM (Ca)/(S)= 0.00 SPREADER ADJ.(IN)
VALID DATA POINT # 14 ELAPSED TIME, MIN 7 RECORD ON TRK 1 FILE 90

592	13:47:28	78.8	13450	2700	3406	3430	3376	3333	0	16245	2700	0.00	1.30	0.20	0.50	1.21	3.7	25.0	15.2	395.0	2600.0
											145	505	505				0.0	30.3	18.5	479.5	3156.1
0.0	0.0	74.1		285	628	626	628	623	499		75	51	89				3.0	26.0	15.8	411.0	2705.2

SLEEVE #1 = 3.00 in SLEEVE #2 = -6.50 in SPREADER = 0.0 in OUT REG= 50 (CW)DEG IN REG = 20 (CW)DEG P WBOX= 4.10 in H20 PITOT 3= 0.60 in H20 FURNACE P= 0.22 in H20 COAL P= 4.90 in H20 MILL OUT= 146 F
T WB(in)= 505 F T WB(out)= 505 F SAMPLE= 1206 F EXIT 1=1649 F EXIT 2=1642 F EXIT 3=1652 F EXIT 4=1665 F EXIT 5=1634 F EXIT 6=1667 F EXIT(27')= 1662 F LWS(8')=2176 F LWS(13')= 1871 F LWS(19')= 1932 F
SORBENT LBS/HR= 0 SORBENT VELOCITY= 0 FT/SEC SORBENT AIR FLOW= 0 SCFM (Ca)/(S)= 0.00 OUTER REGISTER ADJ.
VALID DATA POINT # 15 ELAPSED TIME, MIN 7 RECORD ON TRK 1 FILE 91

641	14:21:55	80.2	13686	2726	3427	3454	3457	3373	0	16437	2726	0.00	1.75	0.20	0.50	1.20	3.6	20.0	15.0	350.0	2550.0
											145	500	501				0.0	24.1	18.1	422.4	3077.6
0.0	0.0	74.1		283	628	626	628	624	492		75	51	90				3.0	20.7	15.5	362.1	2637.9

SLEEVE #1 = 3.00 in SLEEVE #2 = -6.50 in SPREADER = 0.0 in OUT REG= 70 (CW)DEG IN REG = 20 (CW)DEG P WBOX= 3.00 in H20 PITOT 3= 0.85 in H20 FURNACE P= 0.24 in H20 COAL P= 5.00 in H20 MILL OUT= 146 F
T WB(in)= 500 F T WB(out)= 501 F SAMPLE= 1211 F EXIT 1=1658 F EXIT 2=1641 F EXIT 3=1653 F EXIT 4=1651 F EXIT 5=1688 F EXIT 6=1655 F EXIT(27')= 1640 F LWS(8')=2166 F LWS(13')= 1828 F LWS(19')= 1865 F
SORBENT LBS/HR= 0 SORBENT VELOCITY= 0 FT/SEC SORBENT AIR FLOW= 0 SCFM (Ca)/(S)= 0.00 OUTER REGISTER ADJ.
VALID DATA POINT # 16 ELAPSED TIME, MIN 7 RECORD ON TRK 1 FILE 92

660	14:33:39	79.4	13544	2748	3312	3383	3413	3411	0	16267	2748	0.00	0.05	0.20	0.50	1.20	3.6	17.0	15.0	580.0	2600.0
											145	493	494				0.0	20.5	18.1	700.0	3137.9
0.0	0.0	74.1		283	628	626	628	623	507		76	50	88				3.0	17.6	15.5	600.0	2689.7

SLEEVE #1 = 3.00 in SLEEVE #2 = -6.50 in SPREADER = 0.0 in OUT REG= 50 (CCW)DEG IN REG = 20 (CW)DEG P WBOX= 8.90 in H20 PITOT 3= 0.00 in H20 FURNACE P= 0.25 in H20 COAL P= 4.60 in H20 MILL OUT= 145 F
T WB(in)= 493 F T WB(out)= 494 F SAMPLE= 1206 F EXIT 1=1688 F EXIT 2=1624 F EXIT 3=1639 F EXIT 4=1670 F EXIT 5=1601 F EXIT 6=1643 F EXIT(27')= 1708 F LWS(8')=2153 F LWS(13')= 1829 F LWS(19')= 1901 F
SORBENT LBS/HR= 0 SORBENT VELOCITY= 0 FT/SEC SORBENT AIR FLOW= 0 SCFM (Ca)/(S)= 0.00 OUTER REGISTER ADJ.
VALID DATA POINT # 17 ELAPSED TIME, MIN 6 RECORD ON TRK 1 FILE 93

687	14:52:00	80.2	13694.	2681	3441	3440	3464	3420	0	16446	2681	0.00	0.00	0.20	0.50	1.20	3.6	15.0	15.0	570.0	2600.0
											145	485	486				0.0	18.1	18.1	687.9	3137.9
0.0	0.0	74.1		282	628	626	628	624	521		74	51	89				3.0	15.5	15.5	589.7	2689.7

SLEEVE #1 = 3.00 in SLEEVE #2 = -6.50 in SPREADER = 0.0 in OUT REG= 30 (CW)DEG IN REG = 20 (CW)DEG P WBOX= 10.60 in H20 PITOT 3= 0.00 in H20 FURNACE P= 0.25 in H20 COAL P= 4.80 in H20 MILL OUT= 146 F
T WB(in)= 485 F T WB(out)= 486 F SAMPLE= 1245 F EXIT 1=1711 F EXIT 2=1702 F EXIT 3=1710 F EXIT 4=1718 F EXIT 5=1688 F EXIT 6=1722 F EXIT(27')= 1710 F LWS(8')=2224 F LWS(13')= 1864 F LWS(19')= 1972 F
SORBENT LBS/HR= 0 SORBENT VELOCITY= 0 FT/SEC SORBENT AIR FLOW= 0 SCFM (Ca)/(S)= 0.00 OUTER REGISTER ADJ.
VALID DATA POINT # 18 ELAPSED TIME, MIN 6 RECORD ON TRK 1 FILE 94

DATE : 10-16-85 NOZZL. DES. : BASELINE
SYSTEM : LWS-ING. SEC. CONFGN : ASP
BURNER : XCL-80 MKX SPREADER : TEMPELLER
FUEL : OHIO-PETTB OIL CHECK : 35.32

PT#	TIME	LOAD MBTU/HR	TA	PRIM	V-2	V-3	V-4	V-5	V-6	TOTAL	PRIM	SEC1	SEC2	PRIM	SEC1	SEC2(TOTAL)	O2	CO	CO2	NO	SO2
	OIL	CALC					FLOW SCFM				FLOW SCFM	PRES (in H20)			SR (CUM)				MEASURED		
	(%) LOAD	MEAS	SCFM				TEMP (F)					TEMP (F)							CORR TO 0% O2		
							VELOCITY (FT/SEC)					VELOCITY (FT/SEC)							CORR TO 3% O2		
746	15:30:40	81.2	13860	2660	3459	3511	3482	3440	0	16553	2660	0.00	1.60	0.19	0.49	1.19	3.5	15.0	15.0	395.0	2550.0
											145	522	523				0.0	18.0	18.0	474.0	3060.0
0.0	0.0	74.1		283	626	624	627	622	496		74	53	93				3.0	15.4	15.4	406.3	2622.9
SLEEVE #1 = 3.00 in SLEEVE #2 = -6.50 in SPREADER = 0.0 in OUT REG= 60 (CW)DEG IN REG = 20 (CW)DEG P WBOX= 3.80 in H20 PITOT 3= 0.70 in H20 FURNACE P= 0.24 in H20 COAL P= 4.80 in H20 MILL OUT= 143 F																					
T WB(in)= 522 F T WB(out)= 523 F SAMPLE= 1224 F EXIT 1=1693 F EXIT 2=1670 F EXIT 3=1676 F EXIT 4=1703 F EXIT 5=1631 F EXIT 6=1668 F EXIT(27')= 1673 F LWS(8')=2198 F LWS(13')= 1842 F LWS(19')= 1940 F																					
SORBENT LBS/HR= 0 SORBENT VELOCITY= 0 FT/SEC SORBENT AIR FLOW= 0 SCFM (Ca)/(S)= 0.00 OUTER REGISTER ADJ.																					
VALID DATA POINT # 19 ELAPSED TIME, MIN 5 RECORD ON TRK 1 FILE 95																					
774	15:47:53	77.7	13252	2690	3315	3355	3338	3308	0	16005	2690	0.25	1.35	0.20	0.50	1.21	3.7	12.0	14.8	370.0	2400.0
											145	542	542				0.0	14.6	18.0	449.1	2913.3
0.0	0.0	74.1		283	640	637	639	635	497		74	52	91				3.0	12.5	15.4	385.0	2497.1
SLEEVE #1 = 3.00 in SLEEVE #2 = -6.50 in SPREADER = 0.0 in OUT REG= 60 (CW)DEG IN REG = 30 (CW)DEG P WBOX= 3.50 in H20 PITOT 3= 0.80 in H20 FURNACE P= 0.22 in H20 COAL P= 4.80 in H20 MILL OUT= 145 F																					
T WB(in)= 542 F T WB(out)= 542 F SAMPLE= 1204 F EXIT 1=1658 F EXIT 2=1641 F EXIT 3=1642 F EXIT 4=1668 F EXIT 5=1631 F EXIT 6=1648 F EXIT(27')= 1671 F LWS(8')=2175 F LWS(13')= 1851 F LWS(19')= 1916 F																					
SORBENT LBS/HR= 0 SORBENT VELOCITY= 0 FT/SEC SORBENT AIR FLOW= 0 SCFM (Ca)/(S)= 0.00 INNER REGISTER ADJ.																					
VALID DATA POINT # 20 ELAPSED TIME, MIN 5 RECORD ON TRK 1 FILE 96																					
817	16:20:54	78.2	13344	2634	3378	3379	3351	3373	0	16116	2634	0.60	1.25	0.20	0.50	1.21	3.7	22.0	14.8	380.0	2450.0
											145	530	531				0.0	26.7	18.0	461.3	2974.0
0.0	0.0	74.1		284	639	637	638	634	496		73	52	91				3.0	22.9	15.4	395.4	2549.1
SLEEVE #1 = 3.00 in SLEEVE #2 = -6.50 in SPREADER = 0.0 in OUT REG= 60 (CW)DEG IN REG = 70 (CW)DEG P WBOX= 2.50 in H20 PITOT 3= 0.90 in H20 FURNACE P= 0.23 in H20 COAL P= 5.00 in H20 MILL OUT= 143 F																					
T WB(in)= 530 F T WB(out)= 531 F SAMPLE= 1203 F EXIT 1=1631 F EXIT 2=1649 F EXIT 3=1628 F EXIT 4=1667 F EXIT 5=1686 F EXIT 6=1654 F EXIT(27')= 1631 F LWS(8')=2140 F LWS(13')= 1865 F LWS(19')= 1882 F																					
SORBENT LBS/HR= 0 SORBENT VELOCITY= 0 FT/SEC SORBENT AIR FLOW= 0 SCFM (Ca)/(S)= 0.00 INNER REGISTER ADJ.																					
VALID DATA POINT # 21 ELAPSED TIME, MIN 5 RECORD ON TRK 1 FILE 97																					
836	16:33:20	80.0	13661	2602	3411	3429	3405	3377	0	16225	2602	0.55	1.35	0.19	0.49	1.19	3.4	20.0	15.2	380.0	2400.0
											145	529	530				0.0	23.9	18.1	453.4	2863.6
0.0	0.0	74.1		284	635	633	634	630	494		72	53	92				3.0	20.5	15.5	388.6	2454.5
SLEEVE #1 = 3.00 in SLEEVE #2 = -6.50 in SPREADER = 0.0 in OUT REG= 60 (CW)DEG IN REG = 50 (CW)DEG P WBOX= 3.60 in H20 PITOT 3= 0.95 in H20 FURNACE P= 0.25 in H20 COAL P= 5.00 in H20 MILL OUT= 140 F																					
T WB(in)= 529 F T WB(out)= 530 F SAMPLE= 1227 F EXIT 1=1695 F EXIT 2=1676 F EXIT 3=1666 F EXIT 4=1704 F EXIT 5=1664 F EXIT 6=1673 F EXIT(27')= 1676 F LWS(8')=2180 F LWS(13')= 1863 F LWS(19')= 1903 F																					
SORBENT LBS/HR= 0 SORBENT VELOCITY= 0 FT/SEC SORBENT AIR FLOW= 0 SCFM (Ca)/(S)= 0.00 INNER REGISTER ADJ.																					
VALID DATA POINT # 22 ELAPSED TIME, MIN 5 RECORD ON TRK 1 FILE 98																					
855	16:44:43	81.0	13819	2623	3488	3494	3498	3493	0	16597	2623	0.55	1.35	0.19	0.49	1.20	3.6	20.0	15.0	415.0	2250.0
											145	533	533				0.0	24.1	18.1	500.9	2715.5
0.0	0.0	74.1		286	635	633	635	631	497		73	54	95				3.0	20.7	15.5	429.3	2327.6
SLEEVE #1 = 4.00 in SLEEVE #2 = -6.50 in SPREADER = 0.0 in OUT REG= 60 (CW)DEG IN REG = 30 (CW)DEG P WBOX= 3.60 in H20 PITOT 3= 0.95 in H20 FURNACE P= 0.25 in H20 COAL P= 5.00 in H20 MILL OUT= 140 F																					
T WB(in)= 533 F T WB(out)= 533 F SAMPLE= 1218 F EXIT 1=1715 F EXIT 2=1649 F EXIT 3=1686 F EXIT 4=1696 F EXIT 5=1590 F EXIT 6=1638 F EXIT(27')= 1725 F LWS(8')=2209 F LWS(13')= 1870 F LWS(19')= 1944 F																					
SORBENT LBS/HR= 0 SORBENT VELOCITY= 0 FT/SEC SORBENT AIR FLOW= 0 SCFM (Ca)/(S)= 0.00 INNER SLEEVE ADJ.																					
VALID DATA POINT # 23 ELAPSED TIME, MIN 5 RECORD ON TRK 1 FILE 99																					
873	17:01:26	78.5	13399	2660	3352	3376	3346	3269	0	16003	2660	0.15	1.60	0.20	0.50	1.19	3.5	25.0	15.2	330.0	2350.0
											145	527	526				0.0	30.0	18.2	396.0	2820.0
0.0	0.0	74.1		283	637	634	636	631	500		74	51	90				3.0	25.7	15.6	339.4	2417.1
SLEEVE #1 = 1.00 in SLEEVE #2 = -6.50 in SPREADER = 0.0 in OUT REG= 60 (CW)DEG IN REG = 30 (CW)DEG P WBOX= 3.50 in H20 PITOT 3= 1.05 in H20 FURNACE P= 0.22 in H20 COAL P= 5.00 in H20 MILL OUT= 141 F																					
T WB(in)= 527 F T WB(out)= 526 F SAMPLE= 1201 F EXIT 1=1622 F EXIT 2=1641 F EXIT 3=1628 F EXIT 4=1669 F EXIT 5=1675 F EXIT 6=1647 F EXIT(27')= 1614 F LWS(8')=2135 F LWS(13')= 1845 F LWS(19')= 1876 F																					
SORBENT LBS/HR= 0 SORBENT VELOCITY= 0 FT/SEC SORBENT AIR FLOW= 0 SCFM (Ca)/(S)= 0.00 INNER SLEEVE ADJ.																					
VALID DATA POINT # 24 ELAPSED TIME, MIN 5 RECORD ON TRK 1 FILE 100																					

DATE	: 10-16-85	NOZZL. DES.	: BASELINE
SYSTEM	: LWS-INS.	SEC. CONFGN	: ASP
BURNER	: XCL-80 MK3	SPREADER	: IMPELLER
FUEL	: OHIO-PITTS	OIL CHECK	: 3.32

PT#	TIME	LOAD MBTU/HR	TA	PRIM	V-2	V-3	V-4	V-5	V-6	TOTAL	PRIM	SEC1	SEC2	PRIM	SEC1	SFC2(TOTAL)	O2	CO	CO2	NO	SO2
OIL		CALC	SCFM	FLOW SCFM							FLOW SCFM	PRES (in H20)		SR (CUM)			MEASURED				
(%)	LOAD	MEAS		TEMP (F)							TEMP (F)						CORR TO 0% O2				
											VELOCITY (FT/SEC)						CORR TO 3% O2				
883	17:13:36	79.0	13486	2586	3376	3411	3400	3334	0	16107	2586	0.20	1.50	0.19	0.49	1.19	3.5	25.0	15.0	340.0	2050.0
											145	528	528				0.0	30.0	18.0	408.0	2460.0
0.0	0.0	74.1		285	636	634	637	631	499		72	52	91				3.0	25.7	15.4	349.7	2108.6

SLEEVE #1 = 2.00 in SLEEVE #2 = -6.50 in SPREADER = 0.0 in OUT REG= 60 (CW)DEG IN REG = 30 (CW)DEG P WBOX= 3.40 in H20 PITOT 3= 1.05 in H20 FURNACE P= 0.21 in H20 COAL P= 5.00 in H20 MILL OUT= 143 F
T WB(in)= 528 F T WB(out)= 528 F SAMPLE= 1215 F EXIT 1=1665 F EXIT 2=1656 F EXIT 3=1645 F EXIT 4=1692 F EXIT 5=1690 F EXIT 6=1668 F EXIT(27')= 1632 F LWS(8')=2146 F LWS(13')= 1851 F LWS(19')= 1885 F
SORBENT LBS/HR= 0 SORBENT VELOCITY= 0 FT/SEC SORBENT AIR FLOW= 0 SCFM [Ca]/[S]= 0.00 INNER SLEEVE ADJ.
VALID DATA POINT # 25 ELAPSED TIME, MIN 6 RECORD ON TRK 1 FILE 101

DATE	10-17-85	NOZZL. DES.	BASELINE
SYSTEM	LWS-ENS.	SEC. CONFGN	ASP
BURNER	XCL-80 MK4	SPREADER	IMPELLER
FUEL	OHIO-PITTS	OIL CHECK	S. 2%

PT#	TIME	LOAD MBTU/HR CALC	TA SCFM	PRIM	V-2	V-3	V-4	V-5	V-6	TOTAL	PRIM	SEC1	SEC2	PRIM	SEC1	SEC2(TOTAL)	O2	CO	CO2	NO	SO2
	OIL				FLOW SCFM							PRES (in H2O)			SR (CUM)				MEASURED		
												TEMP (F)							CORR TO 0% O2		
(%)	LOAD	MEAS			TEMP (F)							VELOCITY (FT/SEC)							CORR TO 3% O2		
298	11:12:44	79.8	13623	2393	3522	3479	3479	3397	0	16271	2393	0.15	1.45	0.18	0.48	1.19	3.5	35.0	15.6	310.0	2750.0
											145	509	510				0.0	42.8	18.7	372.0	3300.0
0.0	0.0	74.7		326	618	617	619	616	495		66	53	92				3.0	36.0	16.0	318.9	2828.6
SLEEVE #1 = 3.00 in SLEEVE #2 = -6.50 in SPREADER = -3.0 in OUT REG= 60 (CW)DEG IN REG = 30 (CW)DEG P WBOX= 3.20 in H2O PITOT 3= 0.75 in H2O FURNACE P= 0.21 in H2O COAL P= 6.30 in H2O MILL OUT= 150 F																					
T WB(in)= 509 F T WB(out)= 510 F SAMPLE= 1185 F EXIT 1=1603 F EXIT 2=1635 F EXIT 3=1664 F EXIT 4=1629 F EXIT 5=1658 F EXIT 6=1656 F EXIT(27')= 1624 F LWS(8')=2215 F LWS(13')= 1912 F LWS(19')= 1893 F																					
SORBENT LBS/HR= 0 SORBENT VELOCITY= 0 FT/SEC SORBENT AIR FLOW= 0 SCFM (Ca)/(S)= 0.00 BASELINE FULL LOAD																					
VALID DATA POINT # 1 ELAPSED TIME, MIN 7 RECORD ON TRK 1 FILE 102																					
344	11:42:58	79.9	13629	2392	3509	3521	3472	3383	0	16277	2392	0.10	1.45	0.18	0.48	1.19	3.5	25.0	15.4	300.0	2250.0
											145	499	499				0.0	30.0	18.5	360.0	2700.0
0.0	0.0	74.7		325	622	621	624	620	493		66	52	91				3.0	25.7	15.8	308.6	2314.3
SLEEVE #1 = 3.00 in SLEEVE #2 = -6.50 in SPREADER = -5.0 in OUT REG= 60 (CW)DEG IN REG = 30 (CW)DEG P WBOX= 3.30 in H2O PITOT 3= 0.75 in H2O FURNACE P= 0.22 in H2O COAL P= 6.40 in H2O MILL OUT= 150 F																					
T WB(in)= 499 F T WB(out)= 499 F SAMPLE= 1184 F EXIT 1=1570 F EXIT 2=1619 F EXIT 3=1652 F EXIT 4=1624 F EXIT 5=1657 F EXIT 6=1649 F EXIT(27')= 1606 F LWS(8')=2222 F LWS(13')= 1926 F LWS(19')= 1894 F																					
SORBENT LBS/HR= 0 SORBENT VELOCITY= 0 FT/SEC SORBENT AIR FLOW= 0 SCFM (Ca)/(S)= 0.00 SPREADER ADJ.(OUT)																					
VALID DATA POINT # 2 ELAPSED TIME, MIN 7 RECORD ON TRK 1 FILE 103																					
384	12:14:44	80.2	13685	2396	3544	3481	3498	3424	0	16343	2396	0.00	0.95	0.18	0.48	1.19	3.5	32.0	15.4	220.0	2600.0
											145	507	508				0.0	30.4	18.5	264.0	3120.0
0.0	0.0	74.7		321	625	622	627	623	494		66	53	92				3.0	32.9	15.8	226.3	2674.3
SLEEVE #1 = 3.00 in SLEEVE #2 = -6.50 in SPREADER = -5.0 in OUT REG= 40 (CW)DEG IN REG = 30 (CW)DEG P WBOX= 4.70 in H2O PITOT 3= 0.60 in H2O FURNACE P= 0.22 in H2O COAL P= 6.40 in H2O MILL OUT= 154 F																					
T WB(in)= 507 F T WB(out)= 508 F SAMPLE= 1180 F EXIT 1=1618 F EXIT 2=1598 F EXIT 3=1627 F EXIT 4=1590 F EXIT 5=1636 F EXIT 6=1611 F EXIT(27')= 1636 F LWS(8')=2147 F LWS(13')= 1920 F LWS(19')= 1878 F																					
SORBENT LBS/HR= 0 SORBENT VELOCITY= 0 FT/SEC SORBENT AIR FLOW= 0 SCFM (Ca)/(S)= 0.00 OUTER REGISTER ADJ.																					
VALID DATA POINT # 3 ELAPSED TIME, MIN 5 RECORD ON TRK 1 FILE 104																					
433	12:45:56	79.5	13564	2553	3436	3439	3386	3295	0	16109	2553	0.40	0.00	0.19	0.49	1.19	3.4	35.0	15.6	280.0	2600.0
											145	511	516				0.0	41.8	18.6	334.1	3102.3
0.0	0.0	74.7		321	618	617	620	617	506		71	51	90				3.0	35.8	16.0	286.4	2659.1
SLEEVE #1 = 3.00 in SLEEVE #2 = -6.50 in SPREADER = -5.0 in OUT REG= 20 (CW)DEG IN REG = 30 (CW)DEG P WBOX= 9.20 in H2O PITOT 3= 0.00 in H2O FURNACE P= 0.23 in H2O COAL P= 6.40 in H2O MILL OUT= 132 F																					
T WB(in)= 511 F T WB(out)= 516 F SAMPLE= 1188 F EXIT 1=1661 F EXIT 2=1645 F EXIT 3=1676 F EXIT 4=1630 F EXIT 5=1611 F EXIT 6=1642 F EXIT(27')= 1657 F LWS(8')=2262 F LWS(13')= 1931 F LWS(19')= 1915 F																					
SORBENT LBS/HR= 0 SORBENT VELOCITY= 0 FT/SEC SORBENT AIR FLOW= 0 SCFM (Ca)/(S)= 0.00 OUTER REGISTER ADJ.																					
VALID DATA POINT # 4 ELAPSED TIME, MIN 5 RECORD ON TRK 1 FILE 105																					
475	13:14:10	78.8	13449	2529	3472	3430	3421	3391	0	16243	2529	0.10	1.60	0.19	0.49	1.21	3.7	32.0	15.2	245.0	2550.0
											145	512	513				0.0	30.8	18.5	297.4	3095.4
0.0	0.0	74.7		307	616	616	619	616	468		70	52	91				3.0	33.3	15.8	254.9	2653.2
SLEEVE #1 = 3.00 in SLEEVE #2 = -6.50 in SPREADER = -5.0 in OUT REG= 70 (CW)DEG IN REG = 30 (CW)DEG P WBOX= 2.80 in H2O PITOT 3= 0.85 in H2O FURNACE P= 0.20 in H2O COAL P= 6.40 in H2O MILL OUT= 140 F																					
T WB(in)= 512 F T WB(out)= 513 F SAMPLE= 1171 F EXIT 1=1588 F EXIT 2=1575 F EXIT 3=1598 F EXIT 4=1583 F EXIT 5=1619 F EXIT 6=1584 F EXIT(27')= 1600 F LWS(8')=2147 F LWS(13')= 1870 F LWS(19')= 1825 F																					
SORBENT LBS/HR= 0 SORBENT VELOCITY= 0 FT/SEC SORBENT AIR FLOW= 0 SCFM (Ca)/(S)= 0.00 OUTER REGISTER ADJ.																					
VALID DATA POINT # 5 ELAPSED TIME, MIN 5 RECORD ON TRK 1 FILE 106																					
497	13:29:17	79.7	13602	2407	3529	3524	3489	3388	0	16336	2407	0.10	1.50	0.18	0.48	1.20	3.6	35.0	15.3	320.0	2550.0
											145	511	512				0.0	42.2	18.5	386.2	3077.6
0.0	0.0	74.7		323	619	618	621	618	476		67	53	92				3.0	36.2	15.8	331.0	2637.9
SLEEVE #1 = 3.00 in SLEEVE #2 = -6.50 in SPREADER = -5.0 in OUT REG= 50 (CW)DEG IN REG = 30 (CW)DEG P WBOX= 3.20 in H2O PITOT 3= 0.75 in H2O FURNACE P= 0.22 in H2O COAL P= 6.40 in H2O MILL OUT= 150 F																					
T WB(in)= 511 F T WB(out)= 512 F SAMPLE= 1204 F EXIT 1=1610 F EXIT 2=1654 F EXIT 3=1711 F EXIT 4=1663 F EXIT 5=1717 F EXIT 6=1709 F EXIT(27')= 1606 F LWS(8')=2249 F LWS(13')= 1891 F LWS(19')= 1888 F																					
SORBENT LBS/HR= 0 SORBENT VELOCITY= 0 FT/SEC SORBENT AIR FLOW= 0 SCFM (Ca)/(S)= 0.00 OUTER REGISTER ADJ.																					
VALID DATA POINT # 6 ELAPSED TIME, MIN 5 RECORD ON TRK 1 FILE 107																					

DATE : 10-17-95 | NOZZL. DES. : BASELINE
SYSTEM : LWS-ENS. | SEC. CONFGN : ASP
BURNER : XCL-80 MK8 | SPREADER : IMPELLER
FUEL : CHICO-PITTS | OIL CHECK : S. 21

PT#	TIME	LOAD MBTU/HR CALC	TA SCFM	PRIM	V-2	V-3	V-4	V-5	V-6	TOTAL	PRIM	SEC1	SEC2	PRIM	SEC1	SEC2(TOTAL)	O2	CO	CO2	NO	SO2
				FLOW SCFM							FLOW SCFM	PRES (in H2O)			SR (CUM)		MEASURED				
OIL (%)	LOAD	MEAS		TEMP (F)							TEMP (F) VELOCITY (FT/SEC)						CORR TO 0% O2				
																	CORR TO 3% O2				
528	13:51:31	80.3	13705	2407	3527	3481	3439	3423	0	16277	2407	0.20	0.95	0.18	0.48	1.19	3.4	40.0	15.4	235.0	2550.0
											145	498	497				0.0	47.7	18.4	280.4	3042.6
0.0	0.0	74.7		322	618	617	621	618	482		67	52	91				3.0	40.9	15.8	240.3	2608.0
SLEEVE #1 = 3.00 in SLEEVE #2 = -6.50 in SPREADER = -5.0 in OUT REG= 40 (CW)DEG IN REG = 30 (CW)DEG P WBOX= 4.70 in H2O PITOT 3= 0.55 in H2O FURNACE P= 0.20 in H2O COAL P= 6.40 in H2O MILL OUT= 151 F																					
T WB(in)= 498 F T WB(out)= 497 F SAMPLE= 1201 F EXIT 1=1666 F EXIT 2=1667 F EXIT 3=1688 F EXIT 4=1650 F EXIT 5=1631 F EXIT 6=1660 F EXIT(27')= 1657 F LWS(8')=2201 F LWS(13')= 1988 F LWS(19')= 1899 F																					
SORBENT LBS/HR= 0 SORBENT VELOCITY= 0 FT/SEC SORBENT AIR FLOW= 0 SCFM [Ca]/[S]= 0.00 OUTER REGISTER ADJ.																					
VALID DATA POINT # 7 ELAPSED TIME, MIN 5 RECORD ON TRK 1 FILE 108																					
602	14:38:51	80.1	13669	2492	3521	3536	3464	3404	0	16416	2492	0.00	1.55	0.18	0.49	1.20	3.6	25.0	15.0	270.0	2550.0
											145	497	497				0.0	30.2	18.1	325.9	3077.6
0.0	0.0	74.7		318	617	615	619	613	471		69	52	91				3.0	25.9	15.5	279.3	2637.9
SLEEVE #1 = 3.00 in SLEEVE #2 = -6.50 in SPREADER = -5.0 in OUT REG= 60 (CW)DEG IN REG = 20 (CW)DEG P WBOX= 3.80 in H2O PITOT 3= 0.70 in H2O FURNACE P= 0.21 in H2O COAL P= 6.40 in H2O MILL OUT= 149 F																					
T WB(in)= 497 F T WB(out)= 497 F SAMPLE= 1193 F EXIT 1=1600 F EXIT 2=1637 F EXIT 3=1679 F EXIT 4=1622 F EXIT 5=1633 F EXIT 6=1671 F EXIT(27')= 1609 F LWS(8')=2229 F LWS(13')= 1999 F LWS(19')= 1930 F																					
SORBENT LBS/HR= 0 SORBENT VELOCITY= 0 FT/SEC SORBENT AIR FLOW= 0 SCFM [Ca]/[S]= 0.00 INNER REGISTER ADJ.																					
VALID DATA POINT # 8 ELAPSED TIME, MIN 5 RECORD ON TRK 1 FILE 109																					
625	14:55:30	79.2	13513	2428	3502	3477	3457	3366	0	16229	2428	0.55	1.20	0.18	0.49	1.20	3.6	25.0	15.2	250.0	2550.0
											145	497	497				0.0	30.2	18.3	301.7	3077.6
0.0	0.0	74.7		318	618	616	619	613	466		67	52	90				3.0	25.7	15.7	258.6	2637.9
SLEEVE #1 = 3.00 in SLEEVE #2 = -6.50 in SPREADER = -5.0 in OUT REG= 60 (CW)DEG IN REG = 50 (CW)DEG P WBOX= 3.00 in H2O PITOT 3= 0.90 in H2O FURNACE P= 0.20 in H2O COAL P= 6.40 in H2O MILL OUT= 151 F																					
T WB(in)= 497 F T WB(out)= 497 F SAMPLE= 1186 F EXIT 1=1588 F EXIT 2=1637 F EXIT 3=1661 F EXIT 4=1624 F EXIT 5=1632 F EXIT 6=1656 F EXIT(27')= 1622 F LWS(8')=2218 F LWS(13')= 2004 F LWS(19')= 1923 F																					
SORBENT LBS/HR= 0 SORBENT VELOCITY= 0 FT/SEC SORBENT AIR FLOW= 0 SCFM [Ca]/[S]= 0.00 INNER REGISTER ADJ.																					
VALID DATA POINT # 9 ELAPSED TIME, MIN 8 RECORD ON TRK 1 FILE 110																					
657	15:16:30	81.0	13829	2385	3577	3596	3514	3444	0	16517	2385	0.25	1.40	0.17	0.48	1.19	3.5	20.0	15.2	290.0	2588.0
											145	494	495				0.0	24.8	18.2	340.0	3000.0
0.0	0.0	74.7		325	619	618	621	615	470		66	53	92				3.0	20.6	15.6	298.3	2571.4
SLEEVE #1 = 4.00 in SLEEVE #2 = -6.50 in SPREADER = -5.0 in OUT REG= 60 (CW)DEG IN REG = 30 (CW)DEG P WBOX= 3.40 in H2O PITOT 3= 0.80 in H2O FURNACE P= 0.22 in H2O COAL P= 6.40 in H2O MILL OUT= 153 F																					
T WB(in)= 494 F T WB(out)= 495 F SAMPLE= 1218 F EXIT 1=1618 F EXIT 2=1671 F EXIT 3=1709 F EXIT 4=1659 F EXIT 5=1694 F EXIT 6=1702 F EXIT(27')= 1628 F LWS(8')=2257 F LWS(13')= 1999 F LWS(19')= 1920 F																					
SORBENT LBS/HR= 0 SORBENT VELOCITY= 0 FT/SEC SORBENT AIR FLOW= 0 SCFM [Ca]/[S]= 0.00 INNER SLEEVE ADJ.																					
VALID DATA POINT # 10 ELAPSED TIME, MIN 5 RECORD ON TRK 1 FILE 111																					
675	15:30:57	79.6	13582	2397	3535	3527	3492	3360	0	16312	2397	0.25	1.70	0.18	0.48	1.20	3.6	20.0	15.2	270.0	2588.0
											145	490	499				0.0	24.1	18.3	325.9	3017.2
0.0	0.0	74.7		324	618	618	619	615	475		66	52	91				3.0	20.7	15.7	279.3	2586.2
SLEEVE #1 = 1.00 in SLEEVE #2 = -6.50 in SPREADER = -5.0 in OUT REG= 60 (CW)DEG IN REG = 30 (CW)DEG P WBOX= 3.90 in H2O PITOT 3= 1.15 in H2O FURNACE P= 0.22 in H2O COAL P= 6.40 in H2O MILL OUT= 150 F																					
T WB(in)= 498 F T WB(out)= 499 F SAMPLE= 1191 F EXIT 1=1576 F EXIT 2=1626 F EXIT 3=1660 F EXIT 4=1631 F EXIT 5=1666 F EXIT 6=1665 F EXIT(27')= 1580 F LWS(8')=2212 F LWS(13')= 1979 F LWS(19')= 1892 F																					
SORBENT LBS/HR= 0 SORBENT VELOCITY= 0 FT/SEC SORBENT AIR FLOW= 0 SCFM [Ca]/[S]= 0.00 INNER SLEEVE ADJ.																					
VALID DATA POINT # 11 ELAPSED TIME, MIN 5 RECORD ON TRK 1 FILE 112																					
714	15:54:05	80.0	13655	2474	3524	3487	3453	3370	0	16308	2474	0.25	1.45	0.18	0.47	1.19	3.5	20.0	15.2	300.0	2550.0
											145	490	498				0.0	24.8	18.2	360.0	3060.0
0.0	0.0	74.7		319	619	619	622	617	476		68	52	91				3.0	20.6	15.6	308.6	2622.9
SLEEVE #1 = 3.00 in SLEEVE #2 = -6.50 in SPREADER = -5.0 in OUT REG= 60 (CW)DEG IN REG = 30 (CW)DEG P WBOX= 3.30 in H2O PITOT 3= 0.05 in H2O FURNACE P= 0.22 in H2O COAL P= 6.40 in H2O MILL OUT= 149 F																					
T WB(in)= 498 F T WB(out)= 498 F SAMPLE= 1165 F EXIT 1=1573 F EXIT 2=1636 F EXIT 3=1677 F EXIT 4=1644 F EXIT 5=1603 F EXIT 6=1671 F EXIT(27')= 1602 F LWS(8')=2232 F LWS(13')= 1985 F LWS(19')= 1909 F																					
SORBENT LBS/HR= 0 SORBENT VELOCITY= 0 FT/SEC SORBENT AIR FLOW= 0 SCFM [Ca]/[S]= 0.00 BASELINE FULL LOAD																					
VALID DATA POINT # 12 ELAPSED TIME, MIN 10 RECORD ON TRK 1 FILE 113																					

DATE	: 10-17-85	NOZZL. DES.	: BASELINE
SYSTEM	: LWS-INS.	SEC. CONFGN	: ASP
BURNER	: XCL-80 MKII	SPREADER	: IMPELLER
FUEL	: OHIO-PITTS	OIL CHECK	: 5.21

PT#	TIME	LOAD MBTU/HR CALC MEAS	TA SCFM	PRIM	V-2	V-3	V-4	V-5	V-6	TOTAL	PRIM	SEC1	SEC2	PRIM	SEC1	SEC2(TOTAL)	O2	CO	CO2	NO	SO2
				FLOW SCFM							FLOW SCFM	PRES (in H2O)			CR (CUM)		MEASURED				
OIL (%)		LOAD		TEMP (F)							TEMP (F) VELOCITY (FT/SEC)						CORR TO 0% O2 CORR TO 3% O2				
773	16:25:24	79.6	13579	2905	3427	3417	3347	3303	0	16400	2905	0.25	1.30	0.21	0.51	1.21	3.7	25.0	15.0	285.0	2650.0
											145	490	490				0.0	30.3	18.2	346.0	3216.8
0.0	0.0	74.7		298	618	618	621	617	477		08	50	88				3.0	26.0	15.6	296.5	2757.2

SLEEVE #1 = 3.00 in SLEEVE #2 = -6.50 in SPREADER = -5.0 in OUT REG= 60 (CW)DEG IN REG = 30 (CW)DEG P WBOX= 2.90 in H2O PITOT 3= 0.00 in H2O FURNACE P= 0.20 in H2O COAL P= 6.40 in H2O MILL OUT= 148 F
T WB(in)= 490 F T WB(out)= 490 F SAMPLE= 1185 F EXIT 1=1586 F EXIT 2=1634 F EXIT 3=1673 F EXIT 4=1625 F EXIT 5=1664 F EXIT 6=1659 F EXIT(27')= 1577 F LWS(0')=2176 F LWS(13')= 1969 F LWS(19')= 1875 F
SORBENT LBS/HR= 0 SORBENT VELOCITY= 0 FT/SEC SORBENT AIR FLOW= 0 SCFM (Ca)/(S)= 0.00 INCREASE PRIMARY AIR
VALID DATA POINT # 13 ELAPSED TIME, MIN 5 RECORD ON TRK 1 FILE 114

780	16:38:25	78.4	13377	2922	3322	3316	3288	3218	0	16066	2922	0.25	1.30	0.22	0.51	1.20	3.6	25.0	15.2	275.0	2700.0
											145	498	499				0.0	30.2	18.3	331.9	3258.6
0.0	0.0	74.7		286	621	619	622	618	473		01	49	86				3.0	25.9	15.7	284.5	2793.1

SLEEVE #1 = 3.00 in SLEEVE #2 = -6.50 in SPREADER = -5.0 in OUT REG= 60 (CW)DEG IN REG = 30 (CW)DEG P WBOX= 2.90 in H2O PITOT 3= 0.80 in H2O FURNACE P= 0.20 in H2O COAL P= 6.40 in H2O MILL OUT= 146 F
T WB(in)= 498 F T WB(out)= 499 F SAMPLE= 1186 F EXIT 1=1576 F EXIT 2=1633 F EXIT 3=1675 F EXIT 4=1618 F EXIT 5=1646 F EXIT 6=1668 F EXIT(27')= 1505 F LWS(0')=2189 F LWS(13')= 1977 F LWS(19')= 1882 F
SORBENT LBS/HR= 0 SORBENT VELOCITY= 0 FT/SEC SORBENT AIR FLOW= 0 SCFM (Ca)/(S)= 0.00 PRIMARY AIR INCREASED
VALID DATA POINT # 14 ELAPSED TIME, MIN 5 RECORD ON TRK 0 FILE 1

809	16:57:57	81.0	13821	2041	3684	3655	3666	3553	0	16599	2041	0.25	1.30	0.15	0.46	1.20	3.6	23.0	15.0	280.0	2600.0
											145	495	496				0.0	27.8	18.1	337.9	3137.9
0.0	0.0	74.7		355	616	615	617	613	482		56	54	95				3.0	23.8	15.5	289.7	2689.7

SLEEVE #1 = 3.00 in SLEEVE #2 = -6.50 in SPREADER = -5.0 in OUT REG= 60 (CW)DEG IN REG = 30 (CW)DEG P WBOX= 2.90 in H2O PITOT 3= 0.80 in H2O FURNACE P= 0.20 in H2O COAL P= 6.40 in H2O MILL OUT= 145 F
T WB(in)= 495 F T WB(out)= 496 F SAMPLE= 1201 F EXIT 1=1595 F EXIT 2=1640 F EXIT 3=1608 F EXIT 4=1646 F EXIT 5=1604 F EXIT 6=1678 F EXIT(27')= 1604 F LWS(0')=2177 F LWS(13')= 1929 F LWS(19')= 1859 F
SORBENT LBS/HR= 0 SORBENT VELOCITY= 0 FT/SEC SORBENT AIR FLOW= 0 SCFM (Ca)/(S)= 0.00 PRIMARY AIR LOWERED
VALID DATA POINT # 15 ELAPSED TIME, MIN 4 RECORD ON TRK 0 FILE 2

DATE	:	10-18-95	NOZZL. DES.	:	BASELINE
SYSTEM	:	LWS-ENS.	SEC. CONFGN	:	ASP
BURNER	:	XCL-80 MKB	SPREADER	:	DIFFUSER
FUEL	:	OHIO-PITTB	COAL CHECK	:	2.1.35

PT#	TIME	LOAD MBTU/HR	TA	PRIM	V-2	V-3	V-4	V-5	V-6	TOTAL	PRIM	SEC1	SEC2	PRIM	SEC1	SEC2(TOTAL)	O2	CO	CO2	NO	SO2
	OIL	CALC	SCFM	FLOW SCFM							FLOW SCFM	PRES (in H2O)			SR (CUM)		MEASURED				
												TEMP (F)					CORR TO 0% O2				
(%)	LOAD	MEAS		TEMP (F)							VELOCITY (FT/SEC)						CORR TO 3% O2				
238	10:21:56	79.7	13609	2377	3479	3429	3485	3483	0	16253	2377	0.20	1.45	0.17	0.48	1.19	3.5	35.0	15.2	248.0	2650.0
											145	503	504				0.0	42.0	18.2	297.6	3180.0
0.0	0.0	74.7		319	619	617	620	617	487		66	52	91				3.0	36.0	15.6	255.1	2725.7
SLEEVE #1 = 3.00 in SLEEVE #2 = -6.50 in OUT REG= 60 (CW)DEG IN REG = 30 (CW)DEG P WBOX= 3.30 in H2O PITOT 3= 0.85 in H2O FURNACE P= 0.21 in H2O COAL P= 4.60 in H2O MILL IN= 273 F MILL OUT= 150 F																					
T WB(in)= 503 F T WB(out)= 504 F SAMPLE= 1142 F EXIT 1=1573 F EXIT 2=1595 F EXIT 3=1594 F EXIT 4=1623 F EXIT 5=1626 F EXIT 6=1608 F EXIT(27')= 1552 F LWS(8')=1689 F LWS(13')= 1909 F LWS(19')= 1779 F																					
SORBENT LBS/HR= 0 SORBENT VELOCITY= 0 FT/SEC SORBENT AIR FLOW= 0 SCFM [Ca]/[S]= 0.00																					
VALID DATA POINT # 1 ELAPSED TIME, MIN 7 RECORD ON TRK 0 FILE 3																					
287	10:54:03	79.7	13605	2389	3426	3444	3454	3534	0	16248	2389	0.35	0.90	0.18	0.48	1.19	3.5	32.0	15.0	240.0	2575.0
											145	516	517				0.0	38.4	18.0	288.0	3090.0
0.0	0.0	74.7		316	617	616	618	615	495		66	53	92				3.0	32.9	15.4	246.9	2648.6
SLEEVE #1 = 3.00 in SLEEVE #2 = -6.50 in OUT REG= 40 (CW)DEG IN REG = 30 (CW)DEG P WBOX= 4.60 in H2O PITOT 3= 0.60 in H2O FURNACE P= 0.22 in H2O COAL P= 4.60 in H2O MILL IN= 276 F MILL OUT= 151 F																					
T WB(in)= 516 F T WB(out)= 517 F SAMPLE= 1165 F EXIT 1=1646 F EXIT 2=1644 F EXIT 3=1676 F EXIT 4=1631 F EXIT 5=1658 F EXIT 6=1677 F EXIT(27')= 1636 F LWS(8')=1879 F LWS(13')= 1961 F LWS(19')= 1872 F																					
SORBENT LBS/HR= 0 SORBENT VELOCITY= 0 FT/SEC SORBENT AIR FLOW= 0 SCFM [Ca]/[S]= 0.00 OUTER REGISTER ADJ.																					
VALID DATA POINT # 2 ELAPSED TIME, MIN 5 RECORD ON TRK 0 FILE 4																					
308	11:12:55	80.2	13684	2453	3476	3463	3480	3473	0	16346	2453	0.65	0.00	0.18	0.48	1.19	3.5	26.6	15.0	303.6	2475.0
											145	512	516				0.0	31.9	18.0	364.4	2970.7
0.0	0.0	74.7		313	616	614	618	615	509		68	53	93				3.0	27.3	15.4	312.3	2546.3
SLEEVE #1 = 3.00 in SLEEVE #2 = -6.50 in OUT REG= 20 (CW)DEG IN REG = 30 (CW)DEG P WBOX= 9.50 in H2O PITOT 3= 0.00 in H2O FURNACE P= 0.22 in H2O COAL P= 4.60 in H2O MILL IN= 271 F MILL OUT= 152 F																					
T WB(in)= 512 F T WB(out)= 516 F SAMPLE= 1180 F EXIT 1=1630 F EXIT 2=1639 F EXIT 3=1653 F EXIT 4=1604 F EXIT 5=1627 F EXIT 6=1657 F EXIT(27')= 1632 F LWS(8')=2003 F LWS(13')= 1997 F LWS(19')= 1907 F																					
SORBENT LBS/HR= 0 SORBENT VELOCITY= 0 FT/SEC SORBENT AIR FLOW= 0 SCFM [Ca]/[S]= 0.00																					
VALID DATA POINT # 4 ELAPSED TIME, MIN 5 RECORD ON TRK 0 FILE 5																					
342	11:32:20	80.5	13733	2443	3502	3480	3523	3545	0	16493	2443	0.15	1.60	0.18	0.48	1.20	3.6	35.0	14.8	285.0	2550.0
											145	509	510				0.0	42.2	17.9	247.4	3077.6
0.0	0.0	74.7		320	615	614	617	614	484		68	53	93				3.0	36.2	15.3	212.1	2637.9
SLEEVE #1 = 3.00 in SLEEVE #2 = -6.50 in OUT REG= 70 (CW)DEG IN REG = 30 (CW)DEG P WBOX= 2.80 in H2O PITOT 3= 0.90 in H2O FURNACE P= 0.23 in H2O COAL P= 4.60 in H2O MILL IN= 278 F MILL OUT= 152 F																					
T WB(in)= 509 F T WB(out)= 510 F SAMPLE= 1154 F EXIT 1=1618 F EXIT 2=1587 F EXIT 3=1598 F EXIT 4=1586 F EXIT 5=1591 F EXIT 6=1583 F EXIT(27')= 1614 F LWS(8')=1843 F LWS(13')= 1920 F LWS(19')= 1783 F																					
SORBENT LBS/HR= 0 SORBENT VELOCITY= 0 FT/SEC SORBENT AIR FLOW= 0 SCFM [Ca]/[S]= 0.00 OUTER REGISTER ADJ.																					
VALID DATA POINT # 4 ELAPSED TIME, MIN 5 RECORD ON TRK 0 FILE 6																					
406	12:12:02	79.3	13538	2412	3482	3464	3448	3453	0	16259	2412	0.70	0.80	0.18	0.49	1.20	3.6	40.0	15.0	190.0	2600.0
											145	500	501				0.0	48.3	18.1	229.3	3137.9
0.0	0.0	74.7		325	611	610	613	611	485		67	52	91				3.0	41.4	15.5	196.6	2689.7
SLEEVE #1 = 3.00 in SLEEVE #2 = -6.50 in OUT REG= 40 (CW)DEG IN REG = 50 (CW)DEG P WBOX= 4.20 in H2O PITOT 3= 0.60 in H2O FURNACE P= 0.20 in H2O COAL P= 4.60 in H2O MILL IN= 278 F MILL OUT= 155 F																					
T WB(in)= 500 F T WB(out)= 501 F SAMPLE= 1179 F EXIT 1=1653 F EXIT 2=1633 F EXIT 3=1662 F EXIT 4=1634 F EXIT 5=1612 F EXIT 6=1661 F EXIT(27')= 1664 F LWS(8')=1904 F LWS(13')= 1923 F LWS(19')= 1877 F																					
SORBENT LBS/HR= 0 SORBENT VELOCITY= 0 FT/SEC SORBENT AIR FLOW= 0 SCFM [Ca]/[S]= 0.00 INNER REGISTER ADJ.																					
VALID DATA POINT # 5 ELAPSED TIME, MIN 5 RECORD ON TRK 0 FILE 7																					
441	12:34:29	81.6	13929	2594	3504	3511	3477	3550	0	16635	2594	0.00	1.00	0.19	0.49	1.19	3.5	40.0	15.0	225.0	2850.0
											145	496	497				0.0	48.0	18.0	270.0	3420.0
0.0	0.0	74.7		316	610	609	611	609	487		72	52	92				3.0	41.1	15.4	231.4	2931.4
SLEEVE #1 = 3.00 in SLEEVE #2 = -6.50 in OUT REG= 40 (CW)DEG IN REG = 20 (CW)DEG P WBOX= 5.90 in H2O PITOT 3= 0.40 in H2O FURNACE P= 0.20 in H2O COAL P= 4.60 in H2O MILL IN= 276 F MILL OUT= 151 F																					
T WB(in)= 496 F T WB(out)= 497 F SAMPLE= 1197 F EXIT 1=1679 F EXIT 2=1658 F EXIT 3=1686 F EXIT 4=1671 F EXIT 5=1647 F EXIT 6=1677 F EXIT(27')= 1678 F LWS(8')=1924 F LWS(13')= 1973 F LWS(19')= 1902 F																					
SORBENT LBS/HR= 0 SORBENT VELOCITY= 0 FT/SEC SORBENT AIR FLOW= 0 SCFM [Ca]/[S]= 0.00 INNER REGISTER ADJ.																					
VALID DATA POINT # 6 ELAPSED TIME, MIN 5 RECORD ON TRK 0 FILE 8																					

DATE : 4.0 — 4.8 — 95 NOZZL. DES. : BASELINE
SYSTEM : LWS — ENS. SEC. CONFIGN : ASP
BURNER : XCL — 90 MKII SPREADER : DIFFUSER
FUEL : OHIO — PITTS OIL CHECK : 2.43

PT#	TIME	LOAD MBTU/HR	TA	PRIM	V-2	V-3	V-4	V-5	V-6	TOTAL	PRIM	SEC1	SEC2	PRIM	SEC1	SEC2(TOTAL)	O2	CO	CO2	NO	SO2
OIL		CALC	SCFM	FLOW SCFM							FLOW SCFM	PRES (in H2O)		SR (CUM)			MEASURED				
(%)	LOAD	MEAS		TEMP (F)							TEMP (F)						CORR TO 0% O2				
											VELOCITY (FT/SEC)						CORR TO 3% O2				
491	13:08:21	78.4	13372	2552	3321	3288	3345	3375	0	15881	2552	0.15	1.00	0.19	0.49	1.19	3.4	50.0	15.0	210.0	2650.0
											145	492	493				0.0	59.7	17.9	250.6	3161.9
0.0	0.0	74.7		311	611	610	613	610	489		71	50	87				3.0	51.1	15.3	214.8	2710.2
SLEEVE #1 = 1.00 in SLEEVE #2 = -6.50 in OUT REG= 40 (CW)DEG IN REG = 30 (CW)DEG P WBOX= 5.60 in H2O PITOT 3= 0.70 in H2O FURNACE P= 0.22 in H2O COAL P= 4.60 in H2O MILL IN= 270 F MILL OUT= 152 F																					
T WB(in)= 492 F T WB(out)= 493 F SAMPLE= 1179 F EXIT 1=1676 F EXIT 2=1671 F EXIT 3=1697 F EXIT 4=1677 F EXIT 5=1626 F EXIT 6=1666 F EXIT(27')= 1680 F LWS(8')=1853 F LWS(13')= 1959 F LWS(19')= 1876 F																					
SORBENT LBS/HR= 0 SORBENT VELOCITY= 0 FT/SEC SORBENT AIR FLOW= 0 SCFM [Ca]/[S]= 0.00 INNER SLEEVE ADJ.																					
VALID DATA POINT # 7 ELAPSED TIME, MIN 7 RECORD ON TRK 0 FILE 9																					
514	13:25:36	79.8	13623	2563	3455	3392	3442	3509	0	16361	2563	0.10	0.90	0.19	0.49	1.20	3.6	40.0	14.8	235.0	2550.0
											145	497	497				0.0	48.3	17.9	283.6	3077.6
0.0	0.0	74.7		307	610	609	612	610	489		71	52	90				3.0	41.4	15.3	243.1	2637.9
SLEEVE #1 = 4.00 in SLEEVE #2 = -6.50 in OUT REG= 40 (CW)DEG IN REG = 30 (CW)DEG P WBOX= 5.00 in H2O PITOT 3= 0.45 in H2O FURNACE P= 0.24 in H2O COAL P= 4.60 in H2O MILL IN= 267 F MILL OUT= 150 F																					
T WB(in)= 497 F T WB(out)= 497 F SAMPLE= 1183 F EXIT 1=1633 F EXIT 2=1607 F EXIT 3=1649 F EXIT 4=1623 F EXIT 5=1626 F EXIT 6=1645 F EXIT(27')= 1637 F LWS(8')=1864 F LWS(13')= 1974 F LWS(19')= 1877 F																					
SORBENT LBS/HR= 0 SORBENT VELOCITY= 0 FT/SEC SORBENT AIR FLOW= 0 SCFM [Ca]/[S]= 0.00 INNER SLEEVE ADJ.																					
VALID DATA POINT # 8 ELAPSED TIME, MIN 5 RECORD ON TRK 0 FILE 10																					
564	13:57:30	80.8	13781	2599	3471	3455	3455	3479	0	16459	2599	0.15	0.90	0.19	0.49	1.19	3.5	40.0	14.8	230.0	2650.0
											145	497	497				0.0	48.0	17.8	276.0	3180.0
0.0	0.0	74.7		308	611	610	613	611	478		72	52	91				3.0	41.1	15.2	236.6	2725.7
SLEEVE #1 = 3.00 in SLEEVE #2 = -6.50 in OUT REG= 40 (CW)DEG IN REG = 30 (CW)DEG P WBOX= 5.10 in H2O PITOT 3= 0.50 in H2O FURNACE P= 0.22 in H2O COAL P= 4.60 in H2O MILL IN= 267 F MILL OUT= 150 F																					
T WB(in)= 497 F T WB(out)= 497 F SAMPLE= 1182 F EXIT 1=1663 F EXIT 2=1636 F EXIT 3=1664 F EXIT 4=1653 F EXIT 5=1648 F EXIT 6=1668 F EXIT(27')= 968 F LWS(8')=1908 F LWS(13')= 1950 F LWS(19')= 1878 F																					
SORBENT LBS/HR= 0 SORBENT VELOCITY= 0 FT/SEC SORBENT AIR FLOW= 0 SCFM [Ca]/[S]= 0.00 BASELINE FULL LOAD																					
VALID DATA POINT # 9 ELAPSED TIME, MIN 7 RECORD ON TRK 0 FILE 11																					
591	14:16:09	78.2	13344	2539	3235	3218	3206	3306	0	15505	2539	0.15	0.85	0.19	0.48	1.16	3.0	50.0	15.2	210.0	2750.0
											145	490	490				0.0	58.3	17.7	245.0	3208.3
0.0	0.0	74.7		315	613	612	616	613	479		71	48	84				3.0	50.1	15.2	210.0	2750.0
SLEEVE #1 = 3.00 in SLEEVE #2 = -6.50 in OUT REG= 40 (CW)DEG IN REG = 30 (CW)DEG P WBOX= 4.50 in H2O PITOT 3= 0.45 in H2O FURNACE P= 0.22 in H2O COAL P= 4.60 in H2O MILL IN= 272 F MILL OUT= 151 F																					
T WB(in)= 490 F T WB(out)= 490 F SAMPLE= 1151 F EXIT 1=1641 F EXIT 2=1632 F EXIT 3=1656 F EXIT 4=1631 F EXIT 5=1621 F EXIT 6=1645 F EXIT(27')= 851 F LWS(8')=1909 F LWS(13')= 1955 F LWS(19')= 1880 F																					
SORBENT LBS/HR= 0 SORBENT VELOCITY= 0 FT/SEC SORBENT AIR FLOW= 0 SCFM [Ca]/[S]= 0.00 LOW EXCESS AIR																					
VALID DATA POINT # 10 ELAPSED TIME, MIN 5 RECORD ON TRK 0 FILE 12																					
603	14:26:22	80.2	13683	2569	3144	3118	3124	3126	0	15082	2569	0.15	0.75	0.19	0.46	1.10	2.0	150.0	15.8	130.0	2900.0
											145	494	494				0.0	165.8	17.5	143.7	3205.3
0.0	0.0	74.7		316	616	616	620	616	473		71	47	82				3.0	142.1	15.0	123.2	2747.4
SLEEVE #1 = 3.00 in SLEEVE #2 = -6.50 in OUT REG= 40 (CW)DEG IN REG = 30 (CW)DEG P WBOX= 4.20 in H2O PITOT 3= 0.45 in H2O FURNACE P= 0.19 in H2O COAL P= 4.60 in H2O MILL IN= 273 F MILL OUT= 153 F																					
T WB(in)= 494 F T WB(out)= 494 F SAMPLE= 1156 F EXIT 1=1612 F EXIT 2=1601 F EXIT 3=1637 F EXIT 4=1615 F EXIT 5=1610 F EXIT 6=1624 F EXIT(27')= 383 F LWS(8')=1911 F LWS(13')= 1958 F LWS(19')= 1897 F																					
SORBENT LBS/HR= 0 SORBENT VELOCITY= 0 FT/SEC SORBENT AIR FLOW= 0 SCFM [Ca]/[S]= 0.00 LOW EXCESS AIR																					
VALID DATA POINT # 11 ELAPSED TIME, MIN 2 RECORD ON TRK 0 FILE 13																					
607	14:31:05	78.0	13315	2549	3126	3077	3110	3201	0	15063	2549	0.15	0.75	0.19	0.47	1.13	2.5	65.0	15.6	145.0	2850.0
											145	495	495				0.0	73.8	17.7	164.6	3235.1
0.0	0.0	74.7		319	618	618	622	619	469		71	47	82				3.0	63.2	15.2	141.1	2773.0
SLEEVE #1 = 3.00 in SLEEVE #2 = -6.50 in OUT REG= 40 (CW)DEG IN REG = 30 (CW)DEG P WBOX= 4.20 in H2O PITOT 3= 0.45 in H2O FURNACE P= 0.19 in H2O COAL P= 4.60 in H2O MILL IN= 274 F MILL OUT= 153 F																					
T WB(in)= 495 F T WB(out)= 495 F SAMPLE= 1160 F EXIT 1=1659 F EXIT 2=1649 F EXIT 3=1671 F EXIT 4=1647 F EXIT 5=1621 F EXIT 6=1655 F EXIT(27')= 1308 F LWS(8')=1919 F LWS(13')= 1967 F LWS(19')= 1901 F																					
SORBENT LBS/HR= 0 SORBENT VELOCITY= 0 FT/SEC SORBENT AIR FLOW= 0 SCFM [Ca]/[S]= 0.00 LOW EXCESS AIR																					
VALID DATA POINT # 12 ELAPSED TIME, MIN 4 RECORD ON TRK 0 FILE 14																					

DATE	:	10-16-85	NOZZL. DES.	: BASELINE
SYSTEM	:	LWS-INS.	SEC. CONFGN	: ASP
BURNER	:	XCL-80 MKB	SPREADER	: DIFFUSER
FUEL	:	OHIO-PITTS	OIL CHECK	: 2.13

PT#	TIME	LOAD MBTU/HR CALC	TA SCFM	PRIM	V-2	V-3	V-4	V-5	V-6	TOTAL	PRIM	SEC1	SEC2	PRIM	SEC1	SEC2(TOTAL)	O2	CO	CO2	NO	SO2
		OIL					FLOW SCFM					PRES (in H2O)							MEASURED		
												TEMP (F)							CORR TO 0% O2		
(%)	LOAD	MEAS					TEMP (F)					VELOCITY (FT/SEC)				SR (CUM)			CORR TO 3% O2		
636	14:49:13	79.3	13529	2569	3790	3795	3718	3764	0	17636	2569	0.20	1.05	0.19	0.52	1.30	5.0	20.0	13.6	260.0	2450.0
											145	496	497				0.0	26.3	17.9	341.3	3215.6
0.0	0.0	74.7		312	607	608	611	609	478		71	56	98				3.0	22.5	15.3	292.5	2756.3
SLEEVE #1 = 3.00 in SLEEVE #2 = -6.50 in OUT REG= 40 (CW)DEG IN REG = 30 (CW)DEG P WBOX= 6.00 in H2O PITOT 3= 0.55 in H2O FURNACE P= 0.25 in H2O COAL P= 4.60 in H2O MILL IN= 271 F MILL OUT= 152 F																					
T WB(in)= 496 F T WB(out)= 497 F SAMPLE= 1209 F EXIT 1=1605 F EXIT 2=1611 F EXIT 3=1640 F EXIT 4=1614 F EXIT 5=1626 F EXIT 6=1633 F EXIT(27')= 237 F LWS(8')=1834 F LWS(13')= 1942 F LWS(19')= 1848 F																					
SORBENT LBS/HR= 0 SORBENT VELOCITY= 0 FT/SEC SORBENT AIR FLOW= 0 SCFM [Ca]/[S]= 0.00 HIGH EXCESS AIR																					
VALID DATA POINT # 13 ELAPSED TIME, MIN 7 RECORD ON TRK 0 FILE 15																					
659	15:04:00	78.9	13458	2605	4012	4003	4019	4049	0	18688	2605	0.15	1.10	0.19	0.55	1.39	6.0	15.0	13.0	290.0	2250.0
											145	500	499				0.0	21.0	18.2	406.0	3150.0
0.0	0.0	74.7		309	602	603	605	605	477		72	60	105				3.0	18.0	15.6	348.0	2700.0
SLEEVE #1 = 3.00 in SLEEVE #2 = -6.50 in OUT REG= 40 (CW)DEG IN REG = 30 (CW)DEG P WBOX= 6.80 in H2O PITOT 3= 0.60 in H2O FURNACE P= 0.25 in H2O COAL P= 4.60 in H2O MILL IN= 266 F MILL OUT= 151 F																					
T WB(in)= 500 F T WB(out)= 499 F SAMPLE= 1222 F EXIT 1=1613 F EXIT 2=1588 F EXIT 3=1617 F EXIT 4=1607 F EXIT 5=1623 F EXIT 6=1614 F EXIT(27')= 1067 F LWS(8')=1767 F LWS(13')= 1914 F LWS(19')= 1820 F																					
SORBENT LBS/HR= 0 SORBENT VELOCITY= 0 FT/SEC SORBENT AIR FLOW= 0 SCFM [Ca]/[S]= 0.00 HIGH EXCESS AIR																					
VALID DATA POINT # 14 ELAPSED TIME, MIN 7 RECORD ON TRK 0 FILE 16																					
673	15:16:13	80.5	13742	2548	3680	3611	3632	3710	0	17180	2548	0.15	0.90	0.19	0.50	1.25	4.3	23.0	14.2	250.0	2600.0
											145	494	494				0.0	28.9	17.9	314.4	3269.5
0.0	0.0	74.7		315	602	603	605	604	477		70	55	95				3.0	24.8	15.3	269.5	2802.4
SLEEVE #1 = 3.00 in SLEEVE #2 = -6.50 in OUT REG= 40 (CW)DEG IN REG = 30 (CW)DEG P WBOX= 5.70 in H2O PITOT 3= 0.50 in H2O FURNACE P= 0.23 in H2O COAL P= 4.60 in H2O MILL IN= 271 F MILL OUT= 150 F																					
T WB(in)= 494 F T WB(out)= 494 F SAMPLE= 1208 F EXIT 1=1649 F EXIT 2=1625 F EXIT 3=1658 F EXIT 4=1638 F EXIT 5=1643 F EXIT 6=1654 F EXIT(27')= 1359 F LWS(8')=1796 F LWS(13')= 1889 F LWS(19')= 1834 F																					
SORBENT LBS/HR= 0 SORBENT VELOCITY= 0 FT/SEC SORBENT AIR FLOW= 0 SCFM [Ca]/[S]= 0.00 HIGH EXCESS AIR																					
VALID DATA POINT # 15 ELAPSED TIME, MIN 5 RECORD ON TRK 0 FILE 17																					
686	15:26:51	79.2	13517	2572	3409	3385	3392	3474	0	16233	2572	0.15	0.95	0.19	0.49	1.20	3.6	30.0	15.0	230.0	2600.0
											145	490	491				0.0	36.2	18.1	277.6	3137.9
0.0	0.0	74.7		315	606	607	609	608	472		71	51	89				3.0	31.0	15.5	237.9	2689.7
SLEEVE #1 = 3.00 in SLEEVE #2 = -6.50 in OUT REG= 40 (CW)DEG IN REG = 30 (CW)DEG P WBOX= 4.80 in H2O PITOT 3= 0.45 in H2O FURNACE P= 0.22 in H2O COAL P= 4.60 in H2O MILL IN= 270 F MILL OUT= 151 F																					
T WB(in)= 490 F T WB(out)= 491 F SAMPLE= 1194 F EXIT 1=1645 F EXIT 2=1646 F EXIT 3=1679 F EXIT 4=1633 F EXIT 5=1655 F EXIT 6=1666 F EXIT(27')= 1077 F LWS(8')=1835 F LWS(13')= 1904 F LWS(19')= 1857 F																					
SORBENT LBS/HR= 0 SORBENT VELOCITY= 0 FT/SEC SORBENT AIR FLOW= 0 SCFM [Ca]/[S]= 0.00 BASELINE FULL LOAD																					
VALID DATA POINT # 16 ELAPSED TIME, MIN 4 RECORD ON TRK 0 FILE 18																					
718	15:46:34	79.2	13517	3089	3316	3256	3270	3303	0	16233	3089	0.15	0.80	0.23	0.52	1.20	3.6	35.0	15.0	220.0	2600.0
											145	492	493				0.0	42.2	18.1	265.5	3137.9
0.0	0.0	74.7		275	608	609	612	611	463		85	49	86				3.0	36.2	15.5	227.6	2689.7
SLEEVE #1 = 3.00 in SLEEVE #2 = -6.50 in OUT REG= 40 (CW)DEG IN REG = 30 (CW)DEG P WBOX= 4.80 in H2O PITOT 3= 0.45 in H2O FURNACE P= 0.22 in H2O COAL P= 4.60 in H2O MILL IN= 257 F MILL OUT= 147 F																					
T WB(in)= 492 F T WB(out)= 493 F SAMPLE= 1186 F EXIT 1=1662 F EXIT 2=1622 F EXIT 3=1658 F EXIT 4=1647 F EXIT 5=1647 F EXIT 6=1642 F EXIT(27')= 1572 F LWS(8')=1818 F LWS(13')= 1902 F LWS(19')= 1853 F																					
SORBENT LBS/HR= 0 SORBENT VELOCITY= 0 FT/SEC SORBENT AIR FLOW= 0 SCFM [Ca]/[S]= 0.00 HIGH PRIMARY AIR																					
VALID DATA POINT # 17 ELAPSED TIME, MIN 5 RECORD ON TRK 0 FILE 19																					
765	16:15:23	79.9	13640	2030	3599	3551	3575	3536	0	16291	2030	0.15	0.90	0.15	0.46	1.19	3.5	25.0	15.0	260.0	2550.0
											145	497	497				0.0	30.0	18.0	312.0	3060.0
0.0	0.0	74.7		346	603	605	607	607	463		56	53	93				3.0	25.7	15.4	267.4	2622.9
SLEEVE #1 = 3.00 in SLEEVE #2 = -6.50 in OUT REG= 40 (CW)DEG IN REG = 30 (CW)DEG P WBOX= 5.30 in H2O PITOT 3= 0.50 in H2O FURNACE P= 0.23 in H2O COAL P= 4.60 in H2O MILL IN= 299 F MILL OUT= 150 F																					
T WB(in)= 497 F T WB(out)= 497 F SAMPLE= 1187 F EXIT 1=1596 F EXIT 2=1591 F EXIT 3=1609 F EXIT 4=1606 F EXIT 5=1621 F EXIT 6=1621 F EXIT(27')= 1258 F LWS(8')=1853 F LWS(13')= 1906 F LWS(19')= 1882 F																					
SORBENT LBS/HR= 0 SORBENT VELOCITY= 0 FT/SEC SORBENT AIR FLOW= 0 SCFM [Ca]/[S]= 0.00 HIGH PRIMARY AIR																					
VALID DATA POINT # 18 ELAPSED TIME, MIN 5 RECORD ON TRK 0 FILE 20																					

DATE	: 10-22-85	NOZZL. DES.	: BASELINE	
SYSTEM	: LWS-INS.	SEC. CONFGN	: ASP	
BURNER	: XCL-80 MKII	SPREADER	: DIFFUSER	
FUEL	: OHIO-PITTS	OIL CHECK	: -22.43	

PT#	TIME	LOAD MBTU/HR CALC	TA SCFM	PRIM	V-2	V-3	V-4	V-5	V-6	TOTAL	PRIM	SEC1	SEC2	PRIM	SEC1	SEC2(TOTAL)	O2	CO	CO2	NO	SO2
				FLOW SCFM							FLOW SCFM	PRES (in H2O)			SR (CUM)		MEASURED				
	OIL											TEMP (F)					CORR TO 0% O2				
(%)	LOAD	MEAS		TEMP (F)							VELOCITY (FT/SEC)						CORR TO 3% O2				
224	11:02:46	74.9	12774	2726	3373	3317	3307	3436	0	16159	2726	0.20	0.95	0.21	0.53	1.26	4.5	42.0	14.2	230.0	2450.0
											145	504	504				0.0	53.5	18.1	292.7	3118.2
0.0	0.0	74.7		316	632	629	630	629	526		75	51	88				3.0	45.8	15.5	250.9	2672.7
SLEEVE #1 = 3.00 in SLEEVE #2 = -6.50 in OUT REG= 40 (CW)DEG IN REG = 30 (CW)DEG P WBOX= 4.40 in H2O PITOT 3= 0.55 in H2O FURNACE P= 0.21 in H2O COAL P= 5.20 in H2O MILL IN= 272 F MILL OUT= 146 F																					
T WB(in)= 504 F T WB(out)= 504 F SAMPLE= 1153 F EXIT 1=1575 F EXIT 2=1565 F EXIT 3=1608 F EXIT 4=1248 F EXIT 5=1617 F EXIT 6=1615 F EXIT(27')= 558 F LWS(8')=1492 F LWS(13')= 1858 F LWS(19')= 1795 F																					
SORBENT LBS/HR= 0 SORBENT VELOCITY= 0 FT/SEC SORBENT AIR FLOW= 0 SCFM [Ca]/[S]= 0.00 FULL LOAD																					
VALID DATA POINT # 1 ELAPSED TIME, MIN 5 RECORD ON TRK 0 FILE 21																					
263	11:20:52	80.4	13722	2499	3505	3396	3421	3568	0	16389	2499	0.20	1.00	0.10	0.49	1.19	3.5	45.0	15.2	235.0	2650.0
											145	495	495				0.0	54.0	18.2	282.0	3180.0
0.0	0.0	77.5		331	633	631	632	630	523		69	52	91				3.0	46.3	15.6	241.7	2725.7
SLEEVE #1 = 3.00 in SLEEVE #2 = -6.50 in OUT REG= 40 (CW)DEG IN REG = 30 (CW)DEG P WBOX= 5.00 in H2O PITOT 3= 0.60 in H2O FURNACE P= 0.22 in H2O COAL P= 5.20 in H2O MILL IN= 286 F MILL OUT= 148 F																					
T WB(in)= 495 F T WB(out)= 495 F SAMPLE= 1181 F EXIT 1=1646 F EXIT 2=1629 F EXIT 3=1667 F EXIT 4=1366 F EXIT 5=1645 F EXIT 6=1663 F EXIT(27')= 163 F LWS(8')=1609 F LWS(13')= 1892 F LWS(19')= 1855 F																					
SORBENT LBS/HR= 0 SORBENT VELOCITY= 0 FT/SEC SORBENT AIR FLOW= 0 SCFM [Ca]/[S]= 0.00 BASELINE																					
VALID DATA POINT # 2 ELAPSED TIME, MIN 5 RECORD ON TRK 0 FILE 22																					
310	11:59:27	81.6	13933	2440	3611	3466	3487	3636	0	16641	2440	0.20	1.00	0.18	0.48	1.19	3.5	35.0	15.2	235.0	2450.0
											145	497	489				0.0	42.0	18.2	282.0	2940.0
0.0	0.0	77.5		335	631	627	630	627	521		68	53	92				3.0	36.0	15.6	241.7	2520.0
SLEEVE #1 = 3.00 in SLEEVE #2 = -6.50 in OUT REG= 40 (CW)DEG IN REG = 30 (CW)DEG P WBOX= 5.00 in H2O PITOT 3= 0.60 in H2O FURNACE P= 0.22 in H2O COAL P= 5.20 in H2O MILL IN= 284 F MILL OUT= 150 F																					
T WB(in)= 489 F T WB(out)= 489 F SAMPLE= 1199 F EXIT 1=1644 F EXIT 2=1615 F EXIT 3=1651 F EXIT 4=1538 F EXIT 5=1659 F EXIT 6=1664 F EXIT(27')= 1627 F LWS(8')=1859 F LWS(13')= 1960 F LWS(19')= 1900 F																					
SORBENT LBS/HR= 0 SORBENT VELOCITY= 0 FT/SEC SORBENT AIR FLOW= 0 SCFM [Ca]/[S]= 0.00 BASELINE																					
VALID DATA POINT # 3 ELAPSED TIME, MIN 5 RECORD ON TRK 0 FILE 23																					
431	13:12:35	59.9	10229	2540	2516	2266	2395	2567	0	12285	2540	0.10	0.55	0.25	0.53	1.20	3.6	35.0	15.0	170.0	0.0
											145	462	463				0.0	42.2	18.1	205.2	0.0
0.0	0.0	57.9		328	645	640	642	639	489		70	35	61				3.0	36.2	15.5	175.9	0.0
SLEEVE #1 = 3.00 in SLEEVE #2 = -6.50 in OUT REG= 40 (CW)DEG IN REG = 30 (CW)DEG P WBOX= 2.50 in H2O PITOT 3= 0.30 in H2O FURNACE P= 0.09 in H2O COAL P= 4.30 in H2O MILL IN= 285 F MILL OUT= 155 F																					
T WB(in)= 462 F T WB(out)= 463 F SAMPLE= 1053 F EXIT 1=1495 F EXIT 2=1499 F EXIT 3=1519 F EXIT 4=1508 F EXIT 5=1517 F EXIT 6=1530 F EXIT(27')= 1378 F LWS(8')=1690 F LWS(13')= 1785 F LWS(19')= 1756 F																					
SORBENT LBS/HR= 0 SORBENT VELOCITY= 0 FT/SEC SORBENT AIR FLOW= 0 SCFM [Ca]/[S]= 0.00 BASELINE - 60HKB																					
VALID DATA POINT # 4 ELAPSED TIME, MIN 6 RECORD ON TRK 0 FILE 24																					
468	13:37:29	59.7	10191	2467	2313	2075	2226	2329	0	11409	2467	0.05	0.45	0.24	0.51	1.12	2.3	50.0	15.0	165.0	0.0
											145	447	448				0.0	56.1	16.8	185.3	0.0
0.0	0.0	57.9		330	648	641	645	640	474		60	32	55				3.0	48.1	14.4	158.8	0.0
SLEEVE #1 = 3.00 in SLEEVE #2 = -6.50 in OUT REG= 40 (CW)DEG IN REG = 30 (CW)DEG P WBOX= 2.00 in H2O PITOT 3= 0.30 in H2O FURNACE P= 0.04 in H2O COAL P= 4.30 in H2O MILL IN= 284 F MILL OUT= 155 F																					
T WB(in)= 447 F T WB(out)= 448 F SAMPLE= 1030 F EXIT 1=1509 F EXIT 2=1490 F EXIT 3=1533 F EXIT 4=1406 F EXIT 5=1560 F EXIT 6=1523 F EXIT(27')= 1275 F LWS(8')=1657 F LWS(13')= 1796 F LWS(19')= 1759 F																					
SORBENT LBS/HR= 0 SORBENT VELOCITY= 0 FT/SEC SORBENT AIR FLOW= 0 SCFM [Ca]/[S]= 0.00 LOW EXCESS AIR																					
VALID DATA POINT # 5 ELAPSED TIME, MIN 5 RECORD ON TRK 0 FILE 25																					
476	13:42:26	60.0	10235	2434	2240	2011	2151	2275	0	11111	2434	0.05	0.45	0.24	0.49	1.09	1.7	140.0	16.0	155.0	0.0
											145	444	444				0.0	152.3	17.4	168.7	0.0
0.0	0.0	57.9		334	649	642	646	640	473		67	31	54				3.0	130.6	14.9	144.6	0.0
SLEEVE #1 = 3.00 in SLEEVE #2 = -6.50 in OUT REG= 40 (CW)DEG IN REG = 30 (CW)DEG P WBOX= 2.00 in H2O PITOT 3= 0.30 in H2O FURNACE P= 0.04 in H2O COAL P= 4.30 in H2O MILL IN= 284 F MILL OUT= 155 F																					
T WB(in)= 444 F T WB(out)= 444 F SAMPLE= 1024 F EXIT 1=1527 F EXIT 2=1503 F EXIT 3=1547 F EXIT 4=1524 F EXIT 5=1554 F EXIT 6=1544 F EXIT(27')= 1104 F LWS(8')=1662 F LWS(13')= 1808 F LWS(19')= 1769 F																					
SORBENT LBS/HR= 0 SORBENT VELOCITY= 0 FT/SEC SORBENT AIR FLOW= 0 SCFM [Ca]/[S]= 0.00 SMOKE POINT																					
VALID DATA POINT # 6 ELAPSED TIME, MIN 2 RECORD ON TRK 0 FILE 26																					

DATE : 10-22-85 NOX'L. DES. : BASELINE
SYSTEM : LWS-INS. SEC. CONFGN : ASP
BURNER : XCL-80 MK8 SPREADER : DIFFUSER
FUEL : OHIO-PITTS8 OIL CHECK : -2.1.3

PT#	TIME	LOAD MBTU/HR CALC	TA SCFM	PRIM	V-2	V-3	V-4	V-5	V-6	TOTAL	PRIM	SEC1	SEC2	PRIM	SEC1	SEC2(TOTAL)	O2	CO	CO2	NO	SO2
	OIL					FLOW SCFM						PRES (in H2O)				SR (CUM)			MEASURED		
												TEMP (F)							CORR TO 0% O2		
(%)	LOAD	MEAS				TEMP (F)						VELOCITY (FT/SEC)							CORR TO 3% O2		
489	13:52:24	59.8	10204	2579	2322	2145	2274	2346	0	11666	2579	0.05	0.45	0.25	0.52	1.14	2.7	42.0	15.6	170.0	0.0
											145	447	450				0.0	48.2	17.9	195.1	0.0
0.0	0.0	57.9		303	650	643	645	640	468		71	32	56				3.0	41.3	15.3	167.2	0.0
SLEEVE #1 = 3.00 in SLEEVE #2 = -6.50 in OUT REG= 40 (CW)DEG IN REG = 30 (CW)DEG P WBOX= 2.00 in H2O PITOT 3= 0.30 in H2O FURNACE P= 0.05 in H2O COAL P= 4.30 in H2O MILL IN= 274 F MILL OUT= 151 F																					
T WB(in)= 449 F T WB(out)= 450 F SAMPLE= 1007 F EXIT 1=1475 F EXIT 2=1492 F EXIT 3=1529 F EXIT 4=1510 F EXIT 5=1543 F EXIT 6=1514 F EXIT(27')= 301 F LWS(8')=1656 F LWS(13')= 1813 F LWS(19')= 1754 F																					
SORBENT LBS/HR= 0 SORBENT VELOCITY= 0 FT/SEC SORBENT AIR FLOW= 0 SCFM (Ca)/(S)= 0.00 LOW EXCESS AIR																					
VALID DATA POINT # 7 ELAPSED TIME, MIN 5 RECORD ON TRK 0 FILE 27																					
510	14:06:16	63.1	10768	2540	2810	2698	2782	2872	0	13702	2540	0.10	0.65	0.24	0.55	1.27	4.6	30.0	14.0	195.0	0.0
											145	472	471				0.0	38.4	17.9	249.7	0.0
0.0	0.0	57.9		323	645	640	642	637	475		70	41	71				3.0	32.9	15.4	214.0	0.0
SLEEVE #1 = 3.00 in SLEEVE #2 = -6.50 in OUT REG= 40 (CW)DEG IN REG = 30 (CW)DEG P WBOX= 3.00 in H2O PITOT 3= 0.35 in H2O FURNACE P= 0.13 in H2O COAL P= 4.30 in H2O MILL IN= 280 F MILL OUT= 154 F																					
T WB(in)= 472 F T WB(out)= 471 F SAMPLE= 1069 F EXIT 1=1514 F EXIT 2=1405 F EXIT 3=1516 F EXIT 4=1507 F EXIT 5=1517 F EXIT 6=1529 F EXIT(27')= 1152 F LWS(8')=1694 F LWS(13')= 1809 F LWS(19')= 1758 F																					
SORBENT LBS/HR= 0 SORBENT VELOCITY= 0 FT/SEC SORBENT AIR FLOW= 0 SCFM (Ca)/(S)= 0.00 HIGH EXCESS AIR																					
VALID DATA POINT # 8 ELAPSED TIME, MIN 4 RECORD ON TRK 0 FILE 28																					
519	14:14:35	61.9	10571	2601	2821	2749	2775	2833	0	13780	2601	0.10	0.65	0.25	0.56	1.30	5.0	27.0	13.8	205.0	0.0
											145	472	472				0.0	35.4	18.1	269.1	0.0
0.0	0.0	57.9		305	644	639	641	636	475		72	41	71				3.0	30.4	15.5	230.6	0.0
SLEEVE #1 = 3.00 in SLEEVE #2 = -6.50 in OUT REG= 40 (CW)DEG IN REG = 30 (CW)DEG P WBOX= 3.00 in H2O PITOT 3= 0.35 in H2O FURNACE P= 0.13 in H2O COAL P= 4.30 in H2O MILL IN= 261 F MILL OUT= 147 F																					
T WB(in)= 472 F T WB(out)= 472 F SAMPLE= 1083 F EXIT 1=1514 F EXIT 2=1493 F EXIT 3=1514 F EXIT 4=1534 F EXIT 5=1529 F EXIT 6=1532 F EXIT(27')= 180 F LWS(8')=1674 F LWS(13')= 1799 F LWS(19')= 1739 F																					
SORBENT LBS/HR= 0 SORBENT VELOCITY= 0 FT/SEC SORBENT AIR FLOW= 0 SCFM (Ca)/(S)= 0.00 HIGH EXCESS AIR																					
VALID DATA POINT # 9 ELAPSED TIME, MIN 5 RECORD ON TRK 0 FILE 29																					
682	15:54:02	50.4	8605	2525	1741	1925	2020	1974	0	10392	2525	0.05	0.35	0.29	0.57	1.21	3.7	53.0	14.6	160.0	0.0
											145	427	428				0.0	64.3	17.7	194.2	0.0
0.0	0.0	49.8		330	646	637	641	632	438		70	27	40				3.0	55.1	15.2	166.5	0.0
SLEEVE #1 = 3.00 in SLEEVE #2 = -6.50 in OUT REG= 40 (CW)DEG IN REG = 30 (CW)DEG P WBOX= 1.50 in H2O PITOT 3= 0.20 in H2O FURNACE P= 0.03 in H2O COAL P= 4.30 in H2O MILL IN= 292 F MILL OUT= 153 F																					
T WB(in)= 427 F T WB(out)= 428 F SAMPLE= 939 F EXIT 1=1398 F EXIT 2=1399 F EXIT 3=1426 F EXIT 4=1452 F EXIT 5=1455 F EXIT 6=1435 F EXIT(27')= 599 F LWS(8')=1521 F LWS(13')= 1681 F LWS(19')= 1640 F																					
SORBENT LBS/HR= 0 SORBENT VELOCITY= 0 FT/SEC SORBENT AIR FLOW= 0 SCFM (Ca)/(S)= 0.00 BASELINE - SAMKB																					
VALID DATA POINT # 10 ELAPSED TIME, MIN 5 RECORD ON TRK 0 FILE 35																					
753	16:39:44	48.9	8342	2496	1775	1751	1893	1778	0	9693	2496	0.05	0.30	0.30	0.56	1.16	3.0	65.0	15.2	140.0	0.0
											145	444	445				0.0	75.8	17.7	163.3	0.0
0.0	0.0	49.8		336	653	641	646	635	431		69	25	44				3.0	65.0	15.2	140.0	0.0
SLEEVE #1 = 3.00 in SLEEVE #2 = -6.50 in OUT REG= 40 (CW)DEG IN REG = 30 (CW)DEG P WBOX= 1.30 in H2O PITOT 3= 0.15 in H2O FURNACE P= 0.01 in H2O COAL P= 4.30 in H2O MILL IN= 297 F MILL OUT= 157 F																					
T WB(in)= 444 F T WB(out)= 445 F SAMPLE= 960 F EXIT 1=1411 F EXIT 2=1413 F EXIT 3=1444 F EXIT 4=1408 F EXIT 5=1437 F EXIT 6=1432 F EXIT(27')= 256 F LWS(8')=1520 F LWS(13')= 1682 F LWS(19')= 1653 F																					
SORBENT LBS/HR= 0 SORBENT VELOCITY= 0 FT/SEC SORBENT AIR FLOW= 0 SCFM (Ca)/(S)= 0.00 LOW EXCESS AIR																					
VALID DATA POINT # 11 ELAPSED TIME, MIN 5 RECORD ON TRK 0 FILE 31																					
770	16:49:35	49.2	8397	2459	1636	1637	1783	1646	0	9162	2459	0.05	0.30	0.29	0.53	1.09	1.8	150.0	16.2	120.0	0.0
											145	440	440				0.0	164.1	17.7	131.3	0.0
0.0	0.0	48.6		338	656	644	650	638	430		60	24	41				3.0	140.6	15.2	112.5	0.0
SLEEVE #1 = 3.00 in SLEEVE #2 = -6.50 in OUT REG= 40 (CW)DEG IN REG = 30 (CW)DEG P WBOX= 1.30 in H2O PITOT 3= 0.15 in H2O FURNACE P= 0.01 in H2O COAL P= 4.30 in H2O MILL IN= 299 F MILL OUT= 156 F																					
T WB(in)= 440 F T WB(out)= 440 F SAMPLE= 944 F EXIT 1=1460 F EXIT 2=1431 F EXIT 3=1477 F EXIT 4=1479 F EXIT 5=1458 F EXIT 6=1467 F EXIT(27')= 1268 F LWS(8')=1490 F LWS(13')= 1670 F LWS(19')= 1653 F																					
SORBENT LBS/HR= 0 SORBENT VELOCITY= 0 FT/SEC SORBENT AIR FLOW= 0 SCFM (Ca)/(S)= 0.00																					
VALID DATA POINT # 12 ELAPSED TIME, MIN 4 RECORD ON TRK 0 FILE 32																					

DATE : 10-22-85 NOZZL. DES. : BASELINE
SYSTEM : LWS-INS. SEC. CONFGN : ASP
BURNER : XCL-80 MK8 SPREADER : DIFFUSER
FUEL : OHIO-PITTS8 OIL CHECK : -22.35

PT#	TIME	LOAD MBTU/HR CALC MEAS	TA SCFM	PRIM	V-2	V-3	V-4	V-5	V-6	TOTAL	PRIM	SEC1	SEC2	PRIM	SEC1	SEC2(TOTAL)	O2	CO	CO2	NO	SO2
				FLOW SCFM							FLOW SCFM	PRES (in H20)			SR (CUM)		MEASURED				
OIL (%)	LOAD			TEMP (F)							TEMP (F) VELOCITY (FT/SEC)						CORR TO 0% O2				
																	CORR TO 3% O2				
780	16:56:56	50.6	8639	2498	2094	2059	2160	2117	0	10927	2498	0.10	0.45	0.29	0.58	1.26	4.5	50.0	14.0	165.0	0.0
											145	456	456				0.0	63.6	17.8	210.0	0.0
0.0	0.0	48.6		335	657	646	650	641	441		69	30	53				3.0	54.5	15.3	180.0	0.0

SLEEVE #1 = 3.00 in SLEEVE #2 = -6.50 in OUT REG= 40 (CW)DEG IN REG = 30 (CW)DEG P WBOX= 1.70 in H20 PITOT 3= 0.25 in H20 FURNACE P= 0.04 in H20 COAL P= 4.30 in H20 MILL IN= 295 F MILL OUT= 155 F
T WB(in)= 456 F T WB(out)= 456 F SAMPLE= 996 F EXIT 1=1430 F EXIT 2=1426 F EXIT 3=1438 F EXIT 4=1474 F EXIT 5=1457 F EXIT 6=1457 F EXIT(27')= 595 F LWS(8')=1544 F LWS(13')= 1671 F LWS(19')= 1637 F
SORBENT LBS/HR= 0 SORBENT VELOCITY= 0 FT/SEC SORBENT AIR FLOW= 0 SCFM (Ca)/(S)= 0.00 HIGH EXCESS AIR
VALID DATA POINT # 13 ELAPSED TIME, MIN 7 RECORD ON TRK 0 FILE 33

797	17:09:10	48.9	8343	2493	2214	2188	2305	2236	0	11436	2493	0.10	0.45	0.30	0.62	1.37	5.8	50.0	13.2	175.0	0.0
											145	433	433				0.0	69.1	18.2	241.8	0.0
0.0	0.0	48.6		333	624	616	617	612	441		69	31	55				3.0	59.2	15.6	207.2	0.0

SLEEVE #1 = 3.00 in SLEEVE #2 = -6.50 in OUT REG= 40 (CW)DEG IN REG = 30 (CW)DEG P WBOX= 1.90 in H20 PITOT 3= 0.30 in H20 FURNACE P= 0.08 in H20 COAL P= 4.30 in H20 MILL IN= 274 F MILL OUT= 156 F
T WB(in)= 433 F T WB(out)= 433 F SAMPLE= 1011 F EXIT 1=1429 F EXIT 2=1432 F EXIT 3=1460 F EXIT 4=1495 F EXIT 5=1431 F EXIT 6=1460 F EXIT(27')= 244 F LWS(8')=1533 F LWS(13')= 1657 F LWS(19')= 1621 F
SORBENT LBS/HR= 0 SORBENT VELOCITY= 0 FT/SEC SORBENT AIR FLOW= 0 SCFM (Ca)/(S)= 0.00 HIGH EXCESS AIR
VALID DATA POINT # 14 ELAPSED TIME, MIN 5 RECORD ON TRK 0 FILE 34

DATE : 10-24-85 NOZZL.DES. : BASELINE
SYSTEM : LWS-TNS. SEC.CONFGN : ASP
BURNER : XCL-80 MKB SPREADER : IMPELLER
FUEL : OHIO-PITTS OIL CHECK : 6.64

PT#	TIME	LOAD MBTU/HR CALC	TA SCFM	PRIM	V-2	V-3	V-4	V-5	V-6	TOTAL	PRIM	SEC1	SEC2	PRIM	SEC1	SEC2(TOTAL)	O2	CO	CO2	NO	SO2
				FLOW SCFM							FLOW SCFM	PRES (in H20)			SR (CUM)		MEASURED				
				TEMP (F)							TEMP (F)						CORR TO 0% 02				
OIL (%)	LOAD	MEAS									VELOCITY (FT/SEC)						CORR TO 3% 02				
266	12:51:16	81.1	13846	2400	3505	3433	3473	3544	0	16354	2400	0.17	1.50	0.17	0.48	1.18	3.3	20.0	15.2	295.0	2675.0
											167	516	517				0.0	23.7	18.0	350.0	3173.7
0.0	0.0	74.7		334	638	634	636	633	514		69	53	93				3.0	20.3	15.5	300.0	2720.3
SLEEVE #1 = 3.00 in SLEEVE #2 = -6.50 in SPREADER = 0.0 in OUT REG= 60 (CW)DEG IN REG = 30 (CW)DEG P WBOX= 3.00 in H20 PITOT 3= 0.85 in H20 FURNACE P= 0.22 in H20 COAL P= 4.50 in H20 MILL OUT= 156 F																					
T WB(in)= 516 F T WB(out)= 517 F SAMPLE= 1095 F EXIT 1=1608 F EXIT 2=1628 F EXIT 3=1630 F EXIT 4=1610 F EXIT 5=1833 F EXIT 6=1630 F EXIT(27')= 1582 F LWS(8')=1771 F LWS(13')= 1972 F LWS(19')= 1914 F																					
SORBENT LBS/HR= 0 SORBENT VELOCITY= 0 FT/SEC SORBENT AIR FLOW= 0 SCFM (Ca)/(S)= 0.00 BASELINE FULL LOAD																					
VALID DATA POINT # 1 ELAPSED TIME, MIN 4 RECORD ON TRK 0 FILE 36																					
314	13:23:48	85.8	14635	2338	3589	3553	3528	3549	0	16557	2338	0.15	1.60	0.16	0.45	1.13	2.5	25.0	15.8	285.0	2650.0
											150	523	523				0.0	28.4	17.9	323.5	3008.1
0.0	0.0	74.1		343	636	634	635	632	512		66	55	96				3.0	24.3	15.4	277.3	2578.4
SLEEVE #1 = 3.00 in SLEEVE #2 = -6.50 in SPREADER = -5.0 in OUT REG= 60 (CW)DEG IN REG = 30 (CW)DEG P WBOX= 3.50 in H20 PITOT 3= 0.85 in H20 FURNACE P= 0.20 in H20 COAL P= 0.00 in H20 MILL OUT= 159 F																					
T WB(in)= 523 F T WB(out)= 523 F SAMPLE= 1104 F EXIT 1=1570 F EXIT 2=1610 F EXIT 3=1651 F EXIT 4=1568 F EXIT 5=1846 F EXIT 6=1653 F EXIT(27')= 1580 F LWS(8')=1831 F LWS(13')= 1984 F LWS(19')= 1976 F																					
SORBENT LBS/HR= 0 SORBENT VELOCITY= 0 FT/SEC SORBENT AIR FLOW= 0 SCFM (Ca)/(S)= 0.00 BASELINE																					
VALID DATA POINT # 2 ELAPSED TIME, MIN 4 RECORD ON TRK 0 FILE 37																					
396	14:21:09	79.9	13629	2542	3488	3438	3452	3449	0	16369	2542	0.20	1.50	0.19	0.49	1.20	3.6	20.0	15.8	310.0	2500.0
											151	522	522				0.0	24.1	18.1	374.1	3017.2
0.0	0.0	71.8		302	635	632	634	632	501		71	53	93				3.0	20.7	15.5	320.7	2586.2
SLEEVE #1 = 3.00 in SLEEVE #2 = -6.50 in SPREADER = -5.0 in OUT REG= 60 (CW)DEG IN REG = 30 (CW)DEG P WBOX= 3.30 in H20 PITOT 3= 0.85 in H20 FURNACE P= 0.25 in H20 COAL P= 6.50 in H20 MILL OUT= 151 F																					
T WB(in)= 522 F T WB(out)= 522 F SAMPLE= 1095 F EXIT 1=1582 F EXIT 2=1612 F EXIT 3=1650 F EXIT 4=1592 F EXIT 5=1841 F EXIT 6=1658 F EXIT(27')= 1548 F LWS(8')=1920 F LWS(13')= 2000 F LWS(19')= 1933 F																					
SORBENT LBS/HR= 0 SORBENT VELOCITY= 0 FT/SEC SORBENT AIR FLOW= 0 SCFM (Ca)/(S)= 0.00 BASELINE FULL LOAD																					
VALID DATA POINT # 3 ELAPSED TIME, MIN 5 RECORD ON TRK 0 FILE 38																					
419	14:34:42	80.5	13735	2497	3178	3087	3123	3176	0	15062	2497	0.15	1.05	0.18	0.46	1.10	1.9	50.0	16.4	245.0	2675.0
											149	513	514				0.0	55.0	18.0	269.4	2941.1
0.0	0.0	71.8		303	638	635	637	634	495		70	40	84				3.0	47.1	15.5	230.9	2520.9
SLEEVE #1 = 3.00 in SLEEVE #2 = -6.50 in SPREADER = -5.0 in OUT REG= 60 (CW)DEG IN REG = 30 (CW)DEG P WBOX= 2.50 in H20 PITOT 3= 0.70 in H20 FURNACE P= 0.20 in H20 COAL P= 6.50 in H20 MILL OUT= 151 F																					
T WB(in)= 513 F T WB(out)= 514 F SAMPLE= 1088 F EXIT 1=1630 F EXIT 2=1641 F EXIT 3=1687 F EXIT 4=1617 F EXIT 5=1858 F EXIT 6=1689 F EXIT(27')= 1584 F LWS(8')=1972 F LWS(13')= 2010 F LWS(19')= 1960 F																					
SORBENT LBS/HR= 0 SORBENT VELOCITY= 0 FT/SEC SORBENT AIR FLOW= 0 SCFM (Ca)/(S)= 0.00 LOW EXCESS AIR																					
VALID DATA POINT # 4 ELAPSED TIME, MIN 4 RECORD ON TRK 1 FILE 39																					
434	14:46:34	85.0	14510	2510	3825	3853	3825	3813	0	17826	2510	0.20	1.60	0.17	0.49	1.23	4.0	17.0	14.6	345.0	2200.0
											140	525	526				0.0	21.0	18.0	426.2	2717.6
0.0	0.0	71.8		301	637	634	635	633	506		70	59	103				3.0	18.0	15.5	365.3	2329.4
SLEEVE #1 = 3.00 in SLEEVE #2 = -6.50 in SPREADER = -5.0 in OUT REG= 60 (CW)DEG IN REG = 30 (CW)DEG P WBOX= 4.20 in H20 PITOT 3= 0.95 in H20 FURNACE P= 0.25 in H20 COAL P= 6.50 in H20 MILL OUT= 151 F																					
T WB(in)= 525 F T WB(out)= 526 F SAMPLE= 1143 F EXIT 1=1600 F EXIT 2=1624 F EXIT 3=1665 F EXIT 4=1580 F EXIT 5=1889 F EXIT 6=1664 F EXIT(27')= 1561 F LWS(8')=1941 F LWS(13')= 1999 F LWS(19')= 1918 F																					
SORBENT LBS/HR= 0 SORBENT VELOCITY= 0 FT/SEC SORBENT AIR FLOW= 0 SCFM (Ca)/(S)= 0.00 HIGH EXCESS AIR																					
VALID DATA POINT # 5 ELAPSED TIME, MIN 4 RECORD ON TRK 0 FILE 39																					
448	14:57:32	79.2	13511	2510	4083	4078	4062	4029	0	18762	2510	0.20	1.95	0.19	0.55	1.39	6.0	12.0	13.0	360.0	1900.0
											148	526	526				0.0	16.8	18.2	504.0	2660.0
0.0	0.0	71.8		298	634	631	633	632	510		70	63	109				3.0	14.4	15.6	432.0	2280.0
SLEEVE #1 = 3.00 in SLEEVE #2 = -6.50 in SPREADER = -5.0 in OUT REG= 60 (CW)DEG IN REG = 30 (CW)DEG P WBOX= 4.70 in H20 PITOT 3= 1.05 in H20 FURNACE P= 0.25 in H20 COAL P= 6.50 in H20 MILL OUT= 152 F																					
T WB(in)= 526 F T WB(out)= 526 F SAMPLE= 1143 F EXIT 1=1552 F EXIT 2=1591 F EXIT 3=1636 F EXIT 4=1554 F EXIT 5=1838 F EXIT 6=1631 F EXIT(27')= 1522 F LWS(8')=1850 F LWS(13')= 1972 F LWS(19')= 1882 F																					
SORBENT LBS/HR= 0 SORBENT VELOCITY= 0 FT/SEC SORBENT AIR FLOW= 0 SCFM (Ca)/(S)= 0.00 HIGH EXCESS AIR																					
VALID DATA POINT # 6 ELAPSED TIME, MIN 5 RECORD ON TRK 0 FILE 40																					

DATE	:	10-24-85	NOZZL. DES.	:	BASELINE
SYSTEM	:	LWS-JNS.	SEC. CONFGN	:	ASP
BURNER	:	XCL-60 MKB	SPREADER	:	IMPELLER
FUEL	:	OHIO-PITTB	OIL CHECK	:	6.64

PT#	TIME	LOAD MBTU/HR CALC	TA SCFM	PRIM	V-2	V-3	V-4	V-5	V-6	TOTAL	PRIM	SEC1	SEC2	PRIM	SEC1	SEC2(TOTAL)	O2	CO	CO2	NO	SO2
		OIL				FLOW SCFM					FLOW SCFM	PRES (in H20)			SR (CUM)				MEASURED		
						TEMP (F)						TEMP (F)							CORR TO 0% O2		
(%)	LOAD	MEAS										VELOCITY (FT/SEC)							CORR TO 3% O2		
504	15:35:32	59.6	10164	2521	2455	2349	2414	2488	0	12139	2521	0.10	0.80	0.25	0.53	1.19	3.5	22.0	15.0	255.0	2150.0
											152	511	512				0.0	26.4	18.0	306.0	2580.0
0.0	0.0	54.4		385	643	640	643	639	477		71	37	64				3.0	22.6	15.4	262.3	2211.4
SLEEVE #1 = 3.00 in SLEEVE #2 = -6.50 in SPREADER = -5.0 in OUT REG= 60 (CW)DEG IN REG = 30 (CW)DEG P WBOX= 1.60 in H20 PITOT 3= 0.40 in H20 FURNACE P= 0.15 in H20 COAL P= 6.50 in H20 MILL OUT= 159 F																					
T WB(in)= 511 F T WB(out)= 512 F SAMPLE= 978 F EXIT 1=1489 F EXIT 2=1507 F EXIT 3=1545 F EXIT 4=1484 F EXIT 5=1725 F EXIT 6=1538 F EXIT(27')= 1459 F LWS(8')=1563 F LWS(13')= 1829 F LWS(19')= 1783 F																					
SORBENT LBS/HR= 0 SORBENT VELOCITY= 0 FT/SEC SORBENT AIR FLOW= 0 SCFM (Ca)/(S)= 0.00 BASELINE - 60MKB																					
VALID DATA POINT # 7 ELAPSED TIME, MIN 5 RECORD ON TRK # FILE 41																					
556	16:11:09	49.8	8498	2462	1992	1856	1949	1947	0	10206	2462	0.10	0.55	0.29	0.56	1.28	3.6	25.0	15.0	250.0	2250.0
											154	495	496				0.0	30.2	18.1	301.7	2715.5
0.0	0.0	45.1		386	652	649	652	647	462		69	29	51				3.0	25.9	15.5	258.6	2327.6
SLEEVE #1 = 3.00 in SLEEVE #2 = -6.50 in SPREADER = -5.0 in OUT REG= 60 (CW)DEG IN REG = 30 (CW)DEG P WBOX= 1.00 in H20 PITOT 3= 0.30 in H20 FURNACE P= 0.05 in H20 COAL P= 6.50 in H20 MILL OUT= 161 F																					
T WB(in)= 495 F T WB(out)= 496 F SAMPLE= 985 F EXIT 1=1444 F EXIT 2=1415 F EXIT 3=1455 F EXIT 4=1392 F EXIT 5=1679 F EXIT 6=1434 F EXIT(27')= 1392 F LWS(8')=1171 F LWS(13')= 1797 F LWS(19')= 1695 F																					
SORBENT LBS/HR= 0 SORBENT VELOCITY= 0 FT/SEC SORBENT AIR FLOW= 0 SCFM (Ca)/(S)= 0.00 BASELINE - 50MKB																					
VALID DATA POINT # 8 ELAPSED TIME, MIN 7 RECORD ON TRK # FILE 42																					
584	16:24:44	58.8	8673	2422	1912	1760	1835	1883	0	9812	2422	0.10	0.55	0.28	0.53	1.13	2.5	28.0	15.8	215.0	2300.0
											153	481	482				0.0	31.8	17.9	244.1	2610.8
0.0	0.0	45.1		312	650	647	650	644	456		68	27	48				3.0	27.2	15.4	209.2	2237.8
SLEEVE #1 = 3.00 in SLEEVE #2 = -6.50 in SPREADER = -5.0 in OUT REG= 60 (CW)DEG IN REG = 30 (CW)DEG P WBOX= 1.00 in H20 PITOT 3= 0.30 in H20 FURNACE P= 0.05 in H20 COAL P= 6.50 in H20 MILL OUT= 163 F																					
T WB(in)= 481 F T WB(out)= 482 F SAMPLE= 884 F EXIT 1=1455 F EXIT 2=1413 F EXIT 3=1459 F EXIT 4=1388 F EXIT 5=1683 F EXIT 6=1435 F EXIT(27')= 1407 F LWS(8')=1099 F LWS(13')= 1761 F. LWS(19')= 1706 F																					
SORBENT LBS/HR= 0 SORBENT VELOCITY= 0 FT/SEC SORBENT AIR FLOW= 0 SCFM (Ca)/(S)= 0.00 LOW EXCESS AIR																					
VALID DATA POINT # 9 ELAPSED TIME, MIN 4 RECORD ON TRK # FILE 43																					
610	16:47:15	49.8	8504	2415	1790	1522	1750	1662	0	9139	2415	0.10	0.55	0.28	0.52	1.07	1.5	34.0	16.0	220.0	2300.0
											152	477	478				0.0	36.6	17.2	236.9	2476.9
0.0	0.0	45.1		389	665	659	665	656	452		68	25	43				3.0	31.4	14.8	203.1	2123.1
SLEEVE #1 = 3.00 in SLEEVE #2 = -6.50 in SPREADER = -5.0 in OUT REG= 60 (CW)DEG IN REG = 30 (CW)DEG P WBOX= 0.80 in H20 PITOT 3= 0.30 in H20 FURNACE P= 0.02 in H20 COAL P= 6.50 in H20 MILL OUT= 163 F																					
T WB(in)= 477 F T WB(out)= 478 F SAMPLE= 877 F EXIT 1=1447 F EXIT 2=1426 F EXIT 3=1471 F EXIT 4=1407 F EXIT 5=1709 F EXIT 6=1438 F EXIT(27')= 1379 F LWS(8')=1290 F LWS(13')= 1743 F LWS(19')= 1714 F																					
SORBENT LBS/HR= 0 SORBENT VELOCITY= 0 FT/SEC SORBENT AIR FLOW= 0 SCFM (Ca)/(S)= 0.00 LOW EXCESS AIR																					
VALID DATA POINT # 10 ELAPSED TIME, MIN 4 RECORD ON TRK # FILE 44																					
628	16:58:20	49.8	8367	2360	2339	2078	2288	2186	0	11252	2360	0.10	0.55	0.28	0.68	1.34	5.5	15.0	13.3	270.0	1880.0
											152	517	518				0.0	20.3	18.0	365.8	2438.7
0.0	0.0	45.1		312	653	651	655	649	463		66	34	59				3.0	17.4	15.4	313.5	2090.3
SLEEVE #1 = 3.00 in SLEEVE #2 = -6.50 in SPREADER = -5.0 in OUT REG= 60 (CW)DEG IN REG = 30 (CW)DEG P WBOX= 1.20 in H20 PITOT 3= 0.30 in H20 FURNACE P= 0.08 in H20 COAL P= 6.50 in H20 MILL OUT= 161 F																					
T WB(in)= 517 F T WB(out)= 518 F SAMPLE= 936 F EXIT 1=1482 F EXIT 2=1405 F EXIT 3=1437 F EXIT 4=1410 F EXIT 5=1694 F EXIT 6=1434 F EXIT(27')= 1352 F LWS(8')=1090 F LWS(13')= 1738 F LWS(19')= 1672 F																					
SORBENT LBS/HR= 0 SORBENT VELOCITY= 0 FT/SEC SORBENT AIR FLOW= 0 SCFM (Ca)/(S)= 0.00 HIGH EXCESS AIR																					
VALID DATA POINT # 11 ELAPSED TIME, MIN 5 RECORD ON TRK # FILE 45																					

DATE	:	4.0—28—85	NOZZL. DES.	:	BASELINE
SYSTEM	:	LWS—ENS.	SEC. CONFGN	:	ASP
BURNER	:	XCL—80 MK8	SPREADER	:	DIFFUSER
FUEL	:	OHIO—PITT8	OIL CHECK	:	8.29

PT#	TIME	LOAD MBTU/HR	TA	PRIM	V-2	V-3	V-4	V-5	V-6	TOTAL	PRIM	SEC1	SEC2	PRIM	SEC1	SEC2(TOTAL)	O2	CO	CO2	NO	SO2
	OIL	CALC	SCFM	FLOW SCFM							FLOW SCFM	PRES (in H20)		SR (CUM)			MEASURED				
				TEMP (F)							TEMP (F)						CORR TO 0% O2				
(%)	LOAD	MEAS									VELOCITY (FT/SEC)						CORR TO 3% O2				
312	12:13:55	79.7	13595	2525	3455	3483	3391	3473	0	16327	2525	0.25	1.15	0.19	0.49	1.20	3.6	30.0	15.0	235.0	2350.0
											152	525	525				0.0	36.2	18.1	283.6	2836.2
0.0	0.0	72.9		352	636	633	634	631	544		71	53	93				3.0	31.0	15.5	243.1	2431.0
SLEEVE #1 = 3.00 in SLEEVE #2 = -6.50 in OUT REG= 40 (CW)DEG IN REG = 30 (CW)DEG P WBOX= 4.30 in H20 PITOT 3= 0.70 in H20 FURNACE P= 0.19 in H20 COAL P= 4.80 in H20 MILL IN= 305 F MILL OUT= 163 F																					
T WB(in)= 525 F T WB(out)= 525 F SAMPLE= 1129 F EXIT 1= 0 F EXIT 2=1641 F EXIT 3=1678 F EXIT 4=1622 F EXIT 5=1596 F EXIT 6=1663 F EXIT(27')= 1677 F LWS(8')=2275 F LWS(13')= 1975 F LWS(19')= 1948 F																					
SORBENT LBS/HR= 0 SORBENT VELOCITY= 0 FT/SEC SORBENT AIR FLOW= 0 SCFM (Ca)/(S)= 0.00 BASELINE FULL LOAD																					
VALID DATA POINT # 1 ELAPSED TIME, MIN 5 RECORD ON TRK 0 FILE 46																					
329	12:26:45	79.6	13503	2452	3416	3428	3400	3437	0	16132	2452	0.25	1.15	0.18	0.48	1.19	3.4	30.0	15.4	235.0	1900.0
											152	521	523				0.0	35.8	18.4	280.4	2267.0
0.0	0.0	72.9		337	630	627	620	626	544		69	52	92				3.0	30.7	15.8	240.3	1943.2
SLEEVE #1 = 3.00 in SLEEVE #2 = -6.50 in OUT REG= 40 (CW)DEG IN REG = 30 (CW)DEG P WBOX= 4.30 in H20 PITOT 3= 0.70 in H20 FURNACE P= 0.19 in H20 COAL P= 4.80 in H20 MILL IN= 292 F MILL OUT= 160 F																					
T WB(in)= 521 F T WB(out)= 523 F SAMPLE= 1158 F EXIT 1= 0 F EXIT 2=1706 F EXIT 3=1733 F EXIT 4=1666 F EXIT 5=1665 F EXIT 6=1707 F EXIT(27')= 163 F LWS(8')=2307 F LWS(13')= 1999 F LWS(19')= 1977 F																					
SORBENT= VICRON SEC. INJECTION SORBENT LBS/HR= 835 SORBENT VELOCITY= 185 FT/SEC SORBENT AIR FLOW= 220 SCFM (Ca)/(S)= 1.00 LIMESTONE AT THROAT																					
VALID DATA POINT # 2 ELAPSED TIME, MIN 5 RECORD ON TRK 0 FILE 47																					
354	12:47:02	79.1	13502	2492	3433	3426	3436	3430	0	16216	2492	0.25	1.15	0.18	0.49	1.20	3.6	30.0	15.2	250.0	2450.0
											146	525	523				0.0	36.2	18.3	301.7	2956.9
0.0	0.0	72.9		291	632	630	631	630	541		69	53	92				3.0	31.0	15.7	258.6	2534.5
SLEEVE #1 = 3.00 in SLEEVE #2 = -6.50 in OUT REG= 40 (CW)DEG IN REG = 30 (CW)DEG P WBOX= 4.30 in H20 PITOT 3= 0.70 in H20 FURNACE P= 0.19 in H20 COAL P= 4.80 in H20 MILL IN= 249 F MILL OUT= 149 F																					
T WB(in)= 525 F T WB(out)= 523 F SAMPLE= 1116 F EXIT 1= 0 F EXIT 2=1630 F EXIT 3=1666 F EXIT 4=1636 F EXIT 5=1676 F EXIT 6=1673 F EXIT(27')= 808 F LWS(8')=2303 F LWS(13')= 2071 F LWS(19')= 1972 F																					
SORBENT LBS/HR= 0 SORBENT VELOCITY= 0 FT/SEC SORBENT AIR FLOW= 0 SCFM (Ca)/(S)= 0.00 BASELINE																					
VALID DATA POINT # 3 ELAPSED TIME, MIN 5 RECORD ON TRK 0 FILE 48																					
382	13:02:43	80.2	13684	2477	3426	3414	3422	3423	0	16162	2477	0.25	1.15	0.18	0.48	1.18	3.3	30.0	15.0	250.0	1700.0
											144	523	521				0.0	35.6	17.8	296.6	2016.9
0.0	0.0	72.9		288	631	628	631	629	540		68	53	92				3.0	30.5	15.3	254.2	1728.8
SLEEVE #1 = 3.00 in SLEEVE #2 = -6.50 in OUT REG= 40 (CW)DEG IN REG = 30 (CW)DEG P WBOX= 4.30 in H20 PITOT 3= 0.70 in H20 FURNACE P= 0.19 in H20 COAL P= 4.80 in H20 MILL IN= 247 F MILL OUT= 148 F																					
T WB(in)= 523 F T WB(out)= 521 F SAMPLE= 1172 F EXIT 1= 0 F EXIT 2=1675 F EXIT 3=1710 F EXIT 4=1690 F EXIT 5=1675 F EXIT 6=1716 F EXIT(27')= 1678 F LWS(8')=2317 F LWS(13')= 2081 F LWS(19')= 1982 F																					
SORBENT= VICRON SEC. INJECTION SORBENT LBS/HR=1617 SORBENT VELOCITY= 103 FT/SEC SORBENT AIR FLOW= 218 SCFM (Ca)/(S)= 2.00 LIMESTONE AT THROAT																					
VALID DATA POINT # 4 ELAPSED TIME, MIN 7 RECORD ON TRK 0 FILE 49																					
413	13:26:49	80.4	13723	2609	3444	3438	3436	3463	0	16390	2609	0.25	1.15	0.19	0.49	1.19	3.5	25.0	15.2	250.0	2450.0
											141	517	516				0.0	30.0	18.2	300.0	2940.0
0.0	0.0	72.9		283	628	625	629	620	524		72	53	92				3.0	25.7	15.6	257.1	2520.0
SLEEVE #1 = 3.00 in SLEEVE #2 = -6.50 in OUT REG= 40 (CW)DEG IN REG = 30 (CW)DEG P WBOX= 4.30 in H20 PITOT 3= 0.70 in H20 FURNACE P= 0.19 in H20 COAL P= 4.80 in H20 MILL IN= 244 F MILL OUT= 143 F																					
T WB(in)= 517 F T WB(out)= 516 F SAMPLE= 1133 F EXIT 1= 0 F EXIT 2=1663 F EXIT 3=1672 F EXIT 4=1664 F EXIT 5=1657 F EXIT 6=1672 F EXIT(27')= 189 F LWS(8')=2333 F LWS(13')= 2085 F LWS(19')= 1993 F																					
SORBENT LBS/HR= 0 SORBENT VELOCITY= 0 FT/SEC SORBENT AIR FLOW= 0 SCFM (Ca)/(S)= 0.00 BASELINE																					
VALID DATA POINT # 5 ELAPSED TIME, MIN 5 RECORD ON TRK 0 FILE 50																					
423	13:32:21	77.9	13286	2536	3390	3412	3399	3401	0	16137	2536	0.25	1.15	0.19	0.50	1.21	3.8	25.0	15.4	240.0	1550.0
											137	514	513				0.0	30.5	18.8	273.0	1892.4
0.0	0.0	72.9		283	628	627	630	629	526		67	52	90				3.0	26.2	16.1	251.2	1622.1
SLEEVE #1 = 3.00 in SLEEVE #2 = -6.50 in OUT REG= 40 (CW)DEG IN REG = 30 (CW)DEG P WBOX= 4.30 in H20 PITOT 3= 0.70 in H20 FURNACE P= 0.19 in H20 COAL P= 4.80 in H20 MILL IN= 243 F MILL OUT= 142 F																					
T WB(in)= 514 F T WB(out)= 513 F SAMPLE= 1137 F EXIT 1= 0 F EXIT 2=1672 F EXIT 3=1609 F EXIT 4=1664 F EXIT 5=1603 F EXIT 6=1605 F EXIT(27')= 1163 F LWS(8')=2333 F LWS(13')= 2090 F LWS(19')= 1976 F																					
SORBENT= VICRON SEC. INJECTION SORBENT LBS/HR=2217 SORBENT VELOCITY= 103 FT/SEC SORBENT AIR FLOW= 219 SCFM (Ca)/(S)= 2.93 LIMESTONE AT THROAT																					
VALID DATA POINT # 6 ELAPSED TIME, MIN 3 RECORD ON TRK 0 FILE 51																					

DATE	:	10-28-85	NOZZLE DES.	:	BASELINE
SYSTEM	:	LWS-ENS.	SEC. CONFIG	:	ASP
BURNER	:	XCL-80 MK8	SPREADER	:	DIFFUSER
FUEL	:	OHIO-PITTS	OIL CHECK	:	8.29

PT#	TIME	LOAD MBTU/HR	TA	PRIM	V-2	V-3	V-4	V-5	V-6	TOTAL	PRIM	SEC1	SEC2	PRIM	SEC1	SEC2(TOTAL)	O2	CO	CO2	NO	SO2
	OIL	CALC	SCFM	FLOW SCFM							FLOW SCFM	PRES (in H20)		SR (COM)			MEASURED				
											TEMP (F)						CORR TO 0% O2				
(%)	LOAD	MEAS		TEMP (F)							VELOCITY (FT/SEC)						CORR TO 3% O2				
494	14:18:08	79.8	13620	2606	3441	3419	3381	3420	0	16267	2606	0.25	1.15	0.19	0.49	1.19	3.5	40.0	15.2	250.0	2500.0
											139	510	511				0.0	48.0	18.2	300.0	3000.0
0.0	0.0	72.9		284	628	627	629	627	523		71	52	91				3.0	41.1	15.6	257.1	2571.4
SLEEVE #1 = 3.00 in SLEEVE #2 = -6.50 in OUT REG= 40 (CW)DEG IN REG = 30 (CW)DEG P WBOX= 4.30 in H20 PITOT 3= 0.70 in H20 FURNACE P= 0.19 in H20 COAL P= 4.80 in H20 MILL IN= 244 F MILL OUT= 142 F																					
T WB(in)= 510 F T WB(out)= 511 F SAMPLE= 1128 F EXIT 1= 0 F EXIT 2=1613 F EXIT 3=1651 F EXIT 4=1643 F EXIT 5=1649 F EXIT 6=1648 F EXIT(27')= 1693 F LWS(8')=2302 F LWS(13')= 2030 F LWS(19')= 1928 F																					
SORBENT LBS/HR= 0 SORBENT VELOCITY= 0 FT/SEC SORBENT AIR FLOW= 0 SCFM (Ca)/(S)= 0.00 BASELINE																					
VALID DATA POINT # 7 ELAPSED TIME, MIN 5 RECORD ON TRK 0 FILE 52																					
514	14:29:38	78.6	13419	2479	3431	3423	3390	3393	0	16116	2479	0.25	1.15	0.10	0.49	1.20	3.6	30.0	15.2	250.0	1975.0
											139	511	511				0.0	36.2	18.3	301.7	2383.6
0.0	0.0	72.9		286	627	626	628	627	525		68	52	90				3.0	31.0	15.7	258.6	2043.1
SLEEVE #1 = 3.00 in SLEEVE #2 = -6.50 in OUT REG= 40 (CW)DEG IN REG = 30 (CW)DEG P WBOX= 4.30 in H20 PITOT 3= 0.70 in H20 FURNACE P= 0.19 in H20 COAL P= 4.80 in H20 MILL IN= 242 F MILL OUT= 143 F																					
T WB(in)= 511 F T WB(out)= 511 F SAMPLE= 1143 F EXIT 1= 0 F EXIT 2=1611 F EXIT 3=1658 F EXIT 4=1644 F EXIT 5=1660 F EXIT 6=1656 F EXIT(27')= 1678 F LWS(0')=2304 F LWS(13')= 2009 F LWS(19')= 1928 F																					
SORBENT= VICRON 8FT. INJECTION SORBENT LBS/HR= 883 SORBENT VELOCITY= 38 FT/SEC SORBENT AIR FLOW= 220 SCFM (Ca)/(S)= 1.16 TEMP INJ(8ft) 120 F LIMESTONE AT 6FT LEVEL																					
VALID DATA POINT # 8 ELAPSED TIME, MIN 7 RECORD ON TRK 0 FILE 53																					
557	14:55:30	79.4	13555	2533	3375	3422	3400	3459	0	16188	2533	0.25	1.15	0.17	0.49	1.19	3.5	35.0	15.6	250.0	2500.0
											143	510	511				0.0	42.0	18.7	300.0	3000.0
0.0	0.0	72.9		286	627	625	628	627	525		70	52	91				3.0	36.0	16.0	257.1	2571.4
SLEEVE #1 = 3.00 in SLEEVE #2 = -6.50 in OUT REG= 40 (CW)DEG IN REG = 30 (CW)DEG P WBOX= 4.30 in H20 PITOT 3= 0.70 in H20 FURNACE P= 0.19 in H20 COAL P= 4.80 in H20 MILL IN= 326 F MILL OUT= 157 F																					
T WB(in)= 510 F T WB(out)= 511 F SAMPLE= 1129 F EXIT 1= 0 F EXIT 2=1603 F EXIT 3=1643 F EXIT 4=1637 F EXIT 5=1655 F EXIT 6=1641 F EXIT(27')= 1684 F LWS(0')=2302 F LWS(13')= 2015 F LWS(19')= 1939 F																					
SORBENT LBS/HR= 0 SORBENT VELOCITY= 0 FT/SEC SORBENT AIR FLOW= 0 SCFM (Ca)/(S)= 0.00 BASELINE																					
VALID DATA POINT # 9 ELAPSED TIME, MIN 5 RECORD ON TRK 0 FILE 55																					
580	15:12:50	77.4	13208	2530	3462	3427	3380	3420	0	16227	2530	0.25	1.15	0.19	0.50	1.23	4.0	35.0	15.8	255.0	1600.0
											140	511	511				0.0	43.2	19.5	315.0	1976.5
0.0	0.0	72.9		286	625	624	627	625	520		70	52	91				3.0	37.1	16.7	270.0	1694.1
SLEEVE #1 = 3.00 in SLEEVE #2 = -6.50 in OUT REG= 40 (CW)DEG IN REG = 30 (CW)DEG P WBOX= 4.30 in H20 PITOT 3= 0.70 in H20 FURNACE P= 0.19 in H20 COAL P= 4.80 in H20 MILL IN= 306 F MILL OUT= 159 F																					
T WB(in)= 511 F T WB(out)= 511 F SAMPLE= 1190 F EXIT 1= 0 F EXIT 2=1649 F EXIT 3=1687 F EXIT 4=1673 F EXIT 5=1700 F EXIT 6=1677 F EXIT(27')= 1705 F LWS(0')=2317 F LWS(13')= 2004 F LWS(19')= 1921 F																					
SORBENT= VICRON 8FT. INJECTION SORBENT LBS/HR=1704 SORBENT VELOCITY= 39 FT/SEC SORBENT AIR FLOW= 220 SCFM (Ca)/(S)= 2.27 TEMP INJ(8ft) 114 F LIMESTONE AT 8FT LEVEL																					
VALID DATA POINT # 10 ELAPSED TIME, MIN 6 RECORD ON TRK 0 FILE 56																					

DATE	: 10-29-85	NOZZL. DES.	:	BASELINE
SYSTEM	: LWS-ENS.	SEC. CONFGN	:	ASP
BURNER	: XCL-80 MKB	SPREADER	:	DIFFUSER
FUEL	: OHIO-PITTS	OIL CHECK	:	0.24

PT#	TIME	LOAD MBTU/HR CALC	TA SCFM	PRIM	V-2	V-3	V-4	V-5	V-6	TOTAL	PRIM	SEC1	SEC2	PRIM	SEC1	SEC2(TOTAL)	O2	CO	CO2	NO	SO2
		OIL					FLOW SCFM				FLOW SCFM	PRES (in H20)			SR (CUM)				MEASURED		
												TEMP (F)							CORR TO 0% O2		
(%)	LOAD	MEAS					TEMP (F)					VELOCITY (FT/SEC)							CORR TO 3% O2		
286	11:08:16	79.5	13570	2507	3488	3450	3396	3365	0	16207	2507	0.20	0.95	0.18	0.49	1.19	3.5	42.0	15.0	220.0	2500.0
											147	483	404				0.0	50.4	18.0	264.0	3000.0
0.0	0.0	75.2		407	600	598	601	578	520		70	51	88				3.0	43.2	15.4	226.3	2571.4
SLEEVE #1 = 3.00 in SLEEVE #2 = -6.50 in OUT REG= 40 (CW)DEG IN REG = 30 (CW)DEG P WBOX= 4.30 in H20 PITOT 3= 0.45 in H20 FURNACE P= 0.20 in H20 COAL P= 4.40 in H20 MILL IN= 351 F MILL OUT= 163 F																					
T WB(in)= 483 F T WB(out)= 484 F SAMPLE= 1146 F EXIT 1=1653 F EXIT 2=1895 F EXIT 3=1678 F EXIT 4=1637 F EXIT 5=1664 F EXIT 6=1670 F EXIT(27')= 1657 F LWS(8')=2271 F LWS(13')= 2015 F LWS(19')= 1874 F																					
SORBENT LBS/HR= 0 SORBENT VELOCITY= 0 FT/SEC SORBENT AIR FLOW= 0 SCFM [Ca]/[S]= 0.00 BASELINE FULL LOAD																					
VALID DATA POINT # 1 ELAPSED TIME, MIN 5 RECORD ON TRK 0 FILE 57																					
484	13:14:24	79.9	13632	2398	3556	3500	3461	3366	0	16281	2398	0.20	0.95	0.18	0.48	1.19	3.5	42.0	15.1	235.0	2650.0
											143	482	483				0.0	50.4	18.1	282.0	3180.0
0.0	0.0	75.2		326	596	594	596	594	529		66	51	89				3.0	43.2	15.5	241.7	2725.7
SLEEVE #1 = 3.00 in SLEEVE #2 = -6.50 in OUT REG= 40 (CW)DEG IN REG = 30 (CW)DEG P WBOX= 4.70 in H20 PITOT 3= 0.45 in H20 FURNACE P= 0.23 in H20 COAL P= 4.40 in H20 MILL IN= 279 F MILL OUT= 151 F																					
T WB(in)= 482 F T WB(out)= 483 F SAMPLE= 1161 F EXIT 1=1656 F EXIT 2= 0 F EXIT 3=1682 F EXIT 4=1644 F EXIT 5=1627 F EXIT 6=1658 F EXIT(27')= 1667 F LWS(8')=2294 F LWS(13')= 2033 F LWS(19')= 1898 F																					
SORBENT LBS/HR= 0 SORBENT VELOCITY= 0 FT/SEC SORBENT AIR FLOW= 0 SCFM [Ca]/[S]= 0.00 BASELINE																					
VALID DATA POINT # 2 ELAPSED TIME, MIN 5 RECORD ON TRK 0 FILE 58																					
504	13:27:44	77.9	13295	2485	3555	3517	3488	3384	0	16428	2485	0.20	0.95	0.19	0.50	1.24	4.1	28.0	15.0	250.0	1675.0
											143	479	479				0.0	34.8	18.6	310.7	2081.4
0.0	0.0	75.2		321	595	593	595	593	528		68	51	89				3.0	29.8	16.0	266.3	1784.0
SLEEVE #1 = 3.00 in SLEEVE #2 = -6.50 in OUT REG= 40 (CW)DEG IN REG = 30 (CW)DEG P WBOX= 4.70 in H20 PITOT 3= 0.45 in H20 FURNACE P= 0.23 in H20 COAL P= 4.40 in H20 MILL IN= 278 F MILL OUT= 151 F																					
T WB(in)= 479 F T WB(out)= 479 F SAMPLE= 1189 F EXIT 1=1621 F EXIT 2= 0 F EXIT 3=1657 F EXIT 4=1624 F EXIT 5=1626 F EXIT 6=1646 F EXIT(27')= 1641 F LWS(8')=2236 F LWS(13')= 2010 F LWS(19')= 1852 F																					
SORBENT= VICRON MILL INJECTION SORBENT LBS/HR=1624 SORBENT VELOCITY= 68 FT/SEC SORBENT AIR FLOW= 215 SCFM [Ca]/[S]= 2.15 LIMESTONE AT MILL																					
VALID DATA POINT # 3 ELAPSED TIME, MIN 5 RECORD ON TRK 1 FILE 59																					
529	13:44:12	78.9	13460	2428	3511	3464	3362	3401	0	16165	2428	0.20	0.95	0.18	0.49	1.20	3.6	37.0	15.0	245.0	2500.0
											142	477	478				0.0	44.7	18.1	295.7	3017.2
0.0	0.0	75.2		324	594	592	594	593	526		67	50	88				3.0	38.3	15.5	253.4	2586.2
SLEEVE #1 = 3.00 in SLEEVE #2 = -6.50 in OUT REG= 40 (CW)DEG IN REG = 30 (CW)DEG P WBOX= 4.70 in H20 PITOT 3= 0.45 in H20 FURNACE P= 0.23 in H20 COAL P= 4.40 in H20 MILL IN= 279 F MILL OUT= 150 F																					
T WB(in)= 477 F T WB(out)= 478 F SAMPLE= 1174 F EXIT 1=1577 F EXIT 2= 0 F EXIT 3=1632 F EXIT 4=1601 F EXIT 5=1596 F EXIT 6=1612 F EXIT(27')= 1605 F LWS(8')=2279 F LWS(13')= 2070 F LWS(19')= 1914 F																					
SORBENT LBS/HR= 0 SORBENT VELOCITY= 0 FT/SEC SORBENT AIR FLOW= 0 SCFM [Ca]/[S]= 0.00 BASELINE																					
VALID DATA POINT # 4 ELAPSED TIME, MIN 5 RECORD ON TRK 0 FILE 59																					
547	13:57:11	77.7	13267	2444	3500	3544	3426	3400	0	16394	2444	0.20	0.95	0.18	0.50	1.24	4.1	25.0	14.4	280.0	1350.0
											141	476	477				0.0	31.1	17.9	347.9	1677.5
0.0	0.0	75.2		321	595	593	595	593	524		67	51	89				3.0	26.6	15.3	298.2	1437.9
SLEEVE #1 = 3.00 in SLEEVE #2 = -6.50 in OUT REG= 40 (CW)DEG IN REG = 30 (CW)DEG P WBOX= 4.70 in H20 PITOT 3= 0.45 in H20 FURNACE P= 0.23 in H20 COAL P= 4.40 in H20 MILL IN= 275 F MILL OUT= 149 F																					
T WB(in)= 476 F T WB(out)= 477 F SAMPLE= 1190 F EXIT 1=1569 F EXIT 2= 0 F EXIT 3=1620 F EXIT 4=1592 F EXIT 5=1557 F EXIT 6=1589 F EXIT(27')= 1592 F LWS(8')=2208 F LWS(13')= 2026 F LWS(19')= 1844 F																					
SORBENT= VICRON MILL INJECTION SORBENT LBS/HR=2300 SORBENT VELOCITY= 67 FT/SEC SORBENT AIR FLOW= 215 SCFM [Ca]/[S]= 3.05 LIMESTONE AT MILL																					
VALID DATA POINT # 5 ELAPSED TIME, MIN 5 RECORD ON TRK 0 FILE 60																					
572	14:13:57	79.9	13628	2395	3536	3473	3443	3430	0	16276	2395	0.20	0.95	0.18	0.48	1.19	3.5	35.0	15.2	240.0	2400.0
											139	480	481				0.0	42.0	18.2	288.0	2880.0
0.0	0.0	75.2		316	579	576	599	596	526		66	51	89				3.0	36.0	15.6	246.9	2468.6
SLEEVE #1 = 3.00 in SLEEVE #2 = -6.50 in OUT REG= 40 (CW)DEG IN REG = 30 (CW)DEG P WBOX= 4.70 in H20 PITOT 3= 0.45 in H20 FURNACE P= 0.23 in H20 COAL P= 4.40 in H20 MILL IN= 269 F MILL OUT= 147 F																					
T WB(in)= 480 F T WB(out)= 481 F SAMPLE= 1102 F EXIT 1=1586 F EXIT 2= 0 F EXIT 3=1663 F EXIT 4=1622 F EXIT 5=1507 F EXIT 6=1631 F EXIT(27')= 1600 F LWS(8')=2321 F LWS(13')= 2075 F LWS(19')= 1932 F																					
SORBENT LBS/HR= 0 SORBENT VELOCITY= 0 FT/SEC SORBENT AIR FLOW= 0 SCFM [Ca]/[S]= 0.00 BASELINE																					
VALID DATA POINT # 6 ELAPSED TIME, MIN 5 RECORD ON TRK 0 FILE 61																					

DATE	: 10-29-85	NOZZLE DES.	: BASELINE
SYSTEM	: LOWS-INS.	SEC. CONFIGN	: ASP
BURNER	: XCL-80 MK II	SPREADER	: DEFLUSER
FUEL	: OHIO-PITTS	OIL CHECK	: 0.24

PT#	TIME	LOAD MBTU/HR CALC	TA SCFM	PRIM	V-2	V-3	V-4	V-5	V-6	TOTAL	PRIM	SEC1	SEC2	PRIM	SEC1	SEC2(TOTAL)	O2	CO	CO2	NO	SO2
OIL (%)	LOAD	MEAS		FLOW SCFM / TEMP (F)							FLOW SCFM / TEMP (F) / VELOCITY (FT/SEC)	PRES (in H2O)		SR (CUM)			MEASURED / CORR TO 0% O2 / CORR TO 3% O2				
589	14:31:51	80.7	13767	2594	3514	3486	3394	3362	0	16350	2574	0.20	0.95	0.19	0.49	1.19	3.4	35.0	15.2	240.0	2475.0
											140	482	483				0.0	41.8	18.1	286.4	2953.1
0.0	0.0	75.2		314	603	601	603	600	528		71	51	89				3.0	35.8	15.5	245.5	2531.3
SLEEVE #1 = 3.00 in SLEEVE #2 = -6.50 in OUT REG= 40 (CW)DEG IN REG = 30 (CW)DEG P WBOX= 4.70 in H2O PITOT 3= 0.45 in H2O FURNACE P= 0.23 in H2O COAL P= 4.40 in H2O MILL IN= 271 F MILL OUT= 149 F																					
T WB(in)= 482 F T WB(out)= 483 F SAMPLE= 1191 F EXIT 1=1612 F EXIT 2= 0 F EXIT 3=1692 F EXIT 4=1642 F EXIT 5=1599 F EXIT 6=1655 F EXIT(27')= 1626 F LWS(8')=2362 F LWS(13')= 2094 F LWS(19')= 1922 F																					
SORBENT LBS/HR= 0 SORBENT VELOCITY= 0 FT/SEC SORBENT AIR FLOW= 0 SCFM (Ca)/(S)= 0.00 BASELINE																					
VALID DATA POINT # 7 ELAPSED TIME, MIN 5 RECORD ON TRK 0 FILE 62																					
609	14:41:34	79.8	13625	2574	3517	3438	3354	3389	0	16273	2574	0.20	0.95	0.19	0.49	1.19	3.5	35.0	15.0	245.8	1600.0
											141	477	478				0.0	42.0	18.0	294.0	1920.0
0.0	0.0	75.2		315	599	597	600	597	526		71	50	88				3.0	36.0	15.4	252.0	1645.7
SLEEVE #1 = 3.00 in SLEEVE #2 = -6.50 in OUT REG= 40 (CW)DEG IN REG = 30 (CW)DEG P WBOX= 4.70 in H2O PITOT 3= 0.45 in H2O FURNACE P= 0.23 in H2O COAL P= 4.40 in H2O MILL IN= 272 F MILL OUT= 151 F																					
T WB(in)= 477 F T WB(out)= 478 F SAMPLE= 1197 F EXIT 1=1601 F EXIT 2= 0 F EXIT 3=1673 F EXIT 4=1632 F EXIT 5=1585 F EXIT 6=1635 F EXIT(27')= 1610 F LWS(8')=2317 F LWS(13')= 2118 F LWS(19')= 1936 F																					
SORBENT= Ca(OH)2 8FT. INJECTION SORBENT LBS/HR=1176 SORBENT VELOCITY= 47 FT/SEC SORBENT AIR FLOW= 283 SCFM (Ca)/(S)= 1.98 TEMP INJ(8ft) 94 F LIME AT 8FT LEVEL																					
VALID DATA POINT # 8 ELAPSED TIME, MIN 5 RECORD ON TRK 0 FILE 63																					
675	15:27:21	79.5	13572	2562	3481	3453	3362	3351	0	16209	2562	0.20	0.95	0.19	0.49	1.19	3.5	40.0	15.0	280.0	2750.0
											141	487	487				0.0	48.0	18.0	336.0	3300.0
0.0	0.0	75.2		310	610	608	611	608	522		70	51	88				3.0	41.1	15.4	288.0	2828.6
SLEEVE #1 = 3.00 in SLEEVE #2 = -6.50 in OUT REG= 40 (CW)DEG IN REG = 30 (CW)DEG P WBOX= 4.70 in H2O PITOT 3= 0.45 in H2O FURNACE P= 0.23 in H2O COAL P= 4.40 in H2O MILL IN= 267 F MILL OUT= 151 F																					
T WB(in)= 487 F T WB(out)= 487 F SAMPLE= 1178 F EXIT 1=1585 F EXIT 2= 0 F EXIT 3=1652 F EXIT 4=1613 F EXIT 5=1582 F EXIT 6=1629 F EXIT(27')= 1603 F LWS(8')=2304 F LWS(13')= 2139 F LWS(19')= 1939 F																					
SORBENT LBS/HR= 0 SORBENT VELOCITY= 0 FT/SEC SORBENT AIR FLOW= 0 SCFM (Ca)/(S)= 0.00 BASELINE																					
VALID DATA POINT # 9 ELAPSED TIME, MIN 4 RECORD ON TRK 0 FILE 64																					
694	15:40:10	80.0	13655	2539	3485	3454	3398	3341	0	16218	2539	0.20	0.95	0.17	0.49	1.19	3.4	40.0	15.1	240.0	1500.0
											140	485	485				0.0	47.7	18.0	286.4	1789.8
0.0	0.0	75.2		312	610	609	612	609	523		70	51	88				3.0	40.9	15.4	245.5	1534.1
SLEEVE #1 = 3.00 in SLEEVE #2 = -6.50 in OUT REG= 40 (CW)DEG IN REG = 30 (CW)DEG P WBOX= 4.70 in H2O PITOT 3= 0.45 in H2O FURNACE P= 0.23 in H2O COAL P= 4.40 in H2O MILL IN= 269 F MILL OUT= 147 F																					
T WB(in)= 485 F T WB(out)= 485 F SAMPLE= 1203 F EXIT 1=1627 F EXIT 2= 0 F EXIT 3=1694 F EXIT 4=1661 F EXIT 5=1605 F EXIT 6=1653 F EXIT(27')= 1622 F LWS(8')=2317 F LWS(13')= 2127 F LWS(19')= 1936 F																					
SORBENT= Ca(OH)2 8FT. INJECTION SORBENT LBS/HR=2209 SORBENT VELOCITY= 37 FT/SEC SORBENT AIR FLOW= 222 SCFM (Ca)/(S)= 3.71 TEMP INJ(8ft) 96 F LIME AT 8FT LEVEL																					
VALID DATA POINT # 10 ELAPSED TIME, MIN 5 RECORD ON TRK 0 FILE 65																					
730	16:05:39	80.3	13696	2594	3535	3473	3405	3351	0	16357	2594	0.20	0.95	0.19	0.49	1.19	3.5	35.0	15.0	240.0	2650.0
											143	493	494				0.0	42.0	18.0	288.0	3180.0
0.0	0.0	75.2		312	611	610	612	609	535		72	51	90				3.0	36.0	15.4	246.9	2725.7
SLEEVE #1 = 3.00 in SLEEVE #2 = -6.50 in OUT REG= 40 (CW)DEG IN REG = 30 (CW)DEG P WBOX= 4.70 in H2O PITOT 3= 0.45 in H2O FURNACE P= 0.23 in H2O COAL P= 4.40 in H2O MILL IN= 271 F MILL OUT= 151 F																					
T WB(in)= 493 F T WB(out)= 494 F SAMPLE= 1173 F EXIT 1=1528 F EXIT 2= 0 F EXIT 3=1608 F EXIT 4=1546 F EXIT 5=1545 F EXIT 6=1587 F EXIT(27')= 1563 F LWS(8')=2321 F LWS(13')= 2138 F LWS(19')= 1904 F																					
SORBENT LBS/HR= 0 SORBENT VELOCITY= 0 FT/SEC SORBENT AIR FLOW= 0 SCFM (Ca)/(S)= 0.00 BASELINE																					
VALID DATA POINT # 11 ELAPSED TIME, MIN 5 RECORD ON TRK 0 FILE 66																					
753	16:11:14	80.3	13698	2554	3513	3508	3437	3348	0	16360	2554	0.20	0.95	0.19	0.49	1.19	3.5	40.0	14.8	240.0	1600.0
											144	492	492				0.0	48.8	17.8	288.0	1920.0
0.0	0.0	75.2		313	613	611	613	609	537		70	51	90				3.0	41.1	15.2	246.9	1645.7
SLEEVE #1 = 3.00 in SLEEVE #2 = -6.50 in OUT REG= 40 (CW)DEG IN REG = 30 (CW)DEG P WBOX= 4.70 in H2O PITOT 3= 0.45 in H2O FURNACE P= 0.23 in H2O COAL P= 4.40 in H2O MILL IN= 271 F MILL OUT= 152 F																					
T WB(in)= 492 F T WB(out)= 492 F SAMPLE= 1199 F EXIT 1=1586 F EXIT 2= 0 F EXIT 3=1671 F EXIT 4=1621 F EXIT 5=1612 F EXIT 6=1652 F EXIT(27')= 1597 F LWS(8')=2332 F LWS(13')= 2140 F LWS(19')= 1910 F																					
SORBENT= Ca(OH)2 19FT. INJECTION SORBENT LBS/HR=1207 SORBENT VELOCITY= 41 FT/SEC SORBENT AIR FLOW= 220 SCFM (Ca)/(S)= 2.03 TEMP INJ(19ft)= 87 F LIME AT 19FT LEVEL																					
VALID DATA POINT # 12 ELAPSED TIME, MIN 5 RECORD ON TRK 0 FILE 67																					

DATE	:	10-29-85	NOZZLES	:	BASELINE
SYSTEM	:	LWS-INS.	SEC. CONFGN	:	ASP
BURNER	:	XCL-80 MKII	SPREADER	:	DIFFUSER
FUEL	:	OHIO-PITTS	COAL CHECK	:	0.24

PT#	TIME	LOAD MBTU/HR	TA	PRIM	V-2	V-3	V-4	V-5	V-6	TOTAL	PRIM	SEC1	SEC2	PRIM	SEC1	SEC2(TOTAL)	O2	CO	CO2	NO	SO2
	OIL						FLOW SCFM						PRES (in H2O)			SR (CUM)			MEASURED		
(Z)	LOAD	CALC	SCFM										TEMP (F)						CORR TO 0% O2		
		MEAS					TEMP (F)						VELOCITY (FT/SEC)						CORR TO 3% O2		
764	16:26:18	79.0	13487	2560	3570	3497	3450	3399	0	16476	2560	0.20	0.95	0.19	0.50	1.22	3.9	30.0	14.6	260.0	2625.0
											144	492	493				0.0	36.8	17.9	319.3	3223.7
0.0	0.0	75.2		313	611	610	612	609	540		71	52	91				3.0	31.6	15.4	273.7	2763.2

SLEEVE #1 = 3.00 in SLEEVE #2 = -6.50 in OUT REG= 40 (CW)DEG IN REG = 30 (CW)DEG P WBOX= 4.70 in H2O PITOT 3= 0.45 in H2O FURNACE P= 0.23 in H2O COAL P= 4.40 in H2O MILL IN= 271 F MILL OUT= 150 F
T WB(in)= 492 F T WB(out)= 493 F SAMPLE= 1198 F EXIT 1=1569 F EXIT 2= 0 F EXIT 3=1641 F EXIT 4=1506 F EXIT 5=1605 F EXIT 6=1625 F EXIT(27')= 1592 F LWS(8')=2329 F LWS(13')= 2146 F LWS(19')= 1883 F
SORBENT LBS/HR= 0 SORBENT VELOCITY= 0 FT/SEC SORBENT AIR FLOW= 0 SCFM (Ca)/(S)= 0.00 BASELINE
VALID DATA POINT # 13 ELAPSED TIME, MIN 3 RECORD ON TRK 0 FILE 68

798	16:50:41	77.4	13215	2544	3530	3551	3413	3387	0	16425	2544	0.20	0.95	0.19	0.51	1.24	4.2	30.0	14.4	260.0	2150.0
											139	496	497				0.0	37.5	18.0	325.0	2687.5
0.0	0.0	75.2		311	610	609	611	608	527		70	52	91				3.0	32.1	15.4	278.6	2303.6

SLEEVE #1 = 3.00 in SLEEVE #2 = -6.50 in OUT REG= 40 (CW)DEG IN REG = 30 (CW)DEG P WBOX= 4.70 in H2O PITOT 3= 0.45 in H2O FURNACE P= 0.23 in H2O COAL P= 4.40 in H2O MILL IN= 267 F MILL OUT= 146 F
T WB(in)= 496 F T WB(out)= 497 F SAMPLE= 1201 F EXIT 1=1547 F EXIT 2= 0 F EXIT 3=1640 F EXIT 4=1581 F EXIT 5=1600 F EXIT 6=1623 F EXIT(27')= 1563 F LWS(8')=2318 F LWS(13')= 2160 F LWS(19')= 1900 F
SORBENT= Ca(OH)2 19FT. INJECTION SORBENT LBS/HR= 467 SORBENT VELOCITY= 42 FT/SEC SORBENT AIR FLOW= 215 SCFM (Ca)/(S)= 0.81 TEMP INJ(19ft)= 111 F LIME AT 19FT LEVEL
VALID DATA POINT # 14 ELAPSED TIME, MIN 5 RECORD ON TRK 0 FILE 69

DATE	:	02-14-96	NOZZL. DES.	:	BASELINE
SYSTEM	:	LWS-TNS.	SEC. CONFGN	:	ASP
BURNER	:	XCL-60 MKB	SPREADER	:	20 DEG IMP
FUEL	:	OHIO-PITTB	OIL CHECK	:	

PT#	TIME	LOAD MBTU/HR CALC	TA SCFM	PRIM	V-2	V-3	V-4	V-5	V-6	TOTAL	PRIM FLOW SCFM	PITOT1	PITOT2	PITOT3	SRP	SRT	O2	CO	CO2	NO	SO2
OIL (%)	LOAD	MEAS					FLOW SCFM				TEMP (F)		PRES (in H2O)			MEASURED			MEASURED * CORR TO 0% O2		
							TEMP (F)				VELOCITY (FT/SEC)								CORR TO 3% O2		
9	12:14:10	78.2	13280	2255	3314	3320	3279	3265	0	15431	2255	0.65	1.80	1.00	0.17	1.16	3.0	22.0	15.4	340.0	2400.0
											141						0.0	25.7	18.0	396.7	2800.0
0.0	0.0	93.8		470	614	611	610	609	519		62						3.0	22.0	15.4	340.0	2400.0
KTRON= 7600		SLEEVE #1 = 3.00 in		SLEEVE #2 = -6.50 in			SPREADER = 0.0 in			OUT REG= 40 (CW)DEG		IN REG = 30 (CW)DEG		P WBOX= 4.90 in H2O		FURNACE P= 0.20 in H2O		COAL P= 2.60 in H2O		MILL OUT= 147 F	
T WB(in)= 462 F		T WB(out)= 463 F		SAMPLE= 1165 F			EXIT 1=1616 F			EXIT 2=1686 F		EXIT 3=1732 F		EXIT 4=1687 F		EXIT 5=1721 F		EXIT 6=1702 F		SP(8')= 2255 F	
SP(13')=2127 F		SP(19')= 2049 F		SP(27')= 1525 F																	
SORBENT LBS/HR= 0		SORBENT VELOCITY= 0 FT/SEC					SORBENT AIR FLOW= 0 SCFM				(Ca)/(S)= 0.00			BASELINE FULL LOAD							
VALID DATA POINT # 1		ELAPSED TIME, MIN 5					RECORD ON TRK 0			FILE 1											
51	12:40:08	78.4	13313	2334	3306	3283	3266	3280	0	15469	2334	0.65	1.80	1.00	0.18	1.16	3.0	20.0	15.4	340.0	2340.0
											143						0.0	23.3	18.0	396.7	2730.0
0.0	0.0	93.8		464	613	609	607	607	520		64						3.0	20.0	15.4	340.0	2340.0
KTRON= 7600		SLEEVE #1 = 3.00 in		SLEEVE #2 = -6.50 in			SPREADER = 1.5 in			OUT REG= 40 (CW)DEG		IN REG = 30 (CW)DEG		P WBOX= 4.90 in H2O		FURNACE P= 0.20 in H2O		COAL P= 2.60 in H2O		MILL OUT= 147 F	
T WB(in)= 455 F		T WB(out)= 455 F		SAMPLE= 1154 F			EXIT 1=1609 F			EXIT 2=1684 F		EXIT 3=1714 F		EXIT 4=1686 F		EXIT 5=1705 F		EXIT 6=1682 F		SP(8')= 2269 F	
SP(13')=2134 F		SP(19')= 2057 F		SP(27')= 1522 F																	
SORBENT LBS/HR= 0		SORBENT VELOCITY= 0 FT/SEC					SORBENT AIR FLOW= 0 SCFM				(Ca)/(S)= 0.00			IMPELLER ADJ.							
VALID DATA POINT # 2		ELAPSED TIME, MIN 5					RECORD ON TRK 0			FILE 2											
81	12:59:34	78.4	13309	2336	3286	3318	3262	3262	0	15464	2336	0.65	1.80	1.00	0.18	1.16	3.0	20.0	15.2	340.0	2400.0
											142						0.0	23.3	17.7	396.7	2800.0
0.0	0.0	93.8		462	611	607	606	606	515		64						3.0	20.0	15.2	340.0	2400.0
KTRON= 7600		SLEEVE #1 = 3.00 in		SLEEVE #2 = -6.50 in			SPREADER = 3.0 in			OUT REG= 40 (CW)DEG		IN REG = 30 (CW)DEG		P WBOX= 4.90 in H2O		FURNACE P= 0.20 in H2O		COAL P= 2.60 in H2O		MILL OUT= 150 F	
T WB(in)= 459 F		T WB(out)= 460 F		SAMPLE= 1165 F			EXIT 1=1619 F			EXIT 2=1688 F		EXIT 3=1710 F		EXIT 4=1695 F		EXIT 5=1709 F		EXIT 6=1674 F		SP(8')= 2257 F	
SP(13')=2125 F		SP(19')= 2054 F		SP(27')= 1530 F																	
SORBENT LBS/HR= 0		SORBENT VELOCITY= 0 FT/SEC					SORBENT AIR FLOW= 0 SCFM				(Ca)/(S)= 0.00			IMPELLER ADJ.							
VALID DATA POINT # 3		ELAPSED TIME, MIN 5					RECORD ON TRK 0			FILE 3											
106	13:16:15	78.4	13306	2232	3315	3372	3265	3277	0	15461	2232	0.65	1.82	1.00	0.17	1.16	3.0	22.0	15.4	340.0	2280.0
											141						0.0	25.7	18.0	396.7	2660.0
0.0	0.0	93.8		468	612	607	606	606	516		61						3.0	22.0	15.4	340.0	2280.0
KTRON= 7600		SLEEVE #1 = 3.00 in		SLEEVE #2 = -6.50 in			SPREADER = -1.5 in			OUT REG= 40 (CW)DEG		IN REG = 30 (CW)DEG		P WBOX= 4.80 in H2O		FURNACE P= 0.17 in H2O		COAL P= 3.80 in H2O		MILL OUT= 148 F	
T WB(in)= 456 F		T WB(out)= 456 F		SAMPLE= 1175 F			EXIT 1=1670 F			EXIT 2=1691 F		EXIT 3=1724 F		EXIT 4=1713 F		EXIT 5=1714 F		EXIT 6=1706 F		SP(8')= 2290 F	
SP(13')=2126 F		SP(19')= 2056 F		SP(27')= 1579 F																	
SORBENT LBS/HR= 0		SORBENT VELOCITY= 0 FT/SEC					SORBENT AIR FLOW= 0 SCFM				(Ca)/(S)= 0.00			IMPELLER ADJ.							
VALID DATA POINT # 4		ELAPSED TIME, MIN 6					RECORD ON TRK 0			FILE 4											
160	13:50:03	79.3	13454	2339	3285	3296	3294	3251	0	15466	2339	0.65	1.82	1.00	0.17	1.15	2.8	25.0	15.6	340.0	2460.0
											144						0.0	28.8	18.0	392.3	2838.5
0.0	0.0	93.8		460	611	607	606	606	512		65						3.0	24.7	15.4	336.3	2433.0
KTRON= 7600		SLEEVE #1 = 3.00 in		SLEEVE #2 = -6.50 in			SPREADER = -3.0 in			OUT REG= 40 (CW)DEG		IN REG = 30 (CW)DEG		P WBOX= 4.60 in H2O		FURNACE P= 0.17 in H2O		COAL P= 4.50 in H2O		MILL OUT= 154 F	
T WB(in)= 458 F		T WB(out)= 458 F		SAMPLE= 1170 F			EXIT 1=1659 F			EXIT 2=1657 F		EXIT 3=1697 F		EXIT 4=1694 F		EXIT 5=1682 F		EXIT 6=1680 F		SP(8')= 2272 F	
SP(13')=2112 F		SP(19')= 2051 F		SP(27')= 1576 F																	
SORBENT LBS/HR= 0		SORBENT VELOCITY= 0 FT/SEC					SORBENT AIR FLOW= 0 SCFM				(Ca)/(S)= 0.00			IMPELLER ADJ.							
VALID DATA POINT # 5		ELAPSED TIME, MIN 5					RECORD ON TRK 0			FILE 5											
180	14:03:13	79.0	13404	2187	3272	3306	3243	3237	0	15245	2187	0.65	1.82	1.00	0.16	1.14	2.6	27.0	15.8	240.0	2400.0
											144						0.0	30.8	18.0	273.9	2739.1
0.0	0.0	93.8		477	609	606	605	605	512		60						3.0	26.4	15.5	234.8	2347.8
KTRON= 7600		SLEEVE #1 = 3.00 in		SLEEVE #2 = -6.50 in			SPREADER = -6.0 in			OUT REG= 40 (CW)DEG		IN REG = 30 (CW)DEG		P WBOX= 4.60 in H2O		FURNACE P= 0.17 in H2O		COAL P= 6.00 in H2O		MILL OUT= 154 F	
T WB(in)= 454 F		T WB(out)= 454 F		SAMPLE= 1163 F			EXIT 1=1647 F			EXIT 2=1668 F		EXIT 3=1697 F		EXIT 4=1710 F		EXIT 5=1678 F		EXIT 6=1684 F		SP(8')= 2268 F	
SP(13')=2120 F		SP(19')= 2053 F		SP(27')= 1567 F																	
SORBENT LBS/HR= 0		SORBENT VELOCITY= 0 FT/SEC					SORBENT AIR FLOW= 0 SCFM				(Ca)/(S)= 0.00			IMPELLER ADJ.							
VALID DATA POINT # 6		ELAPSED TIME, MIN 2					RECORD ON TRK 0			FILE 6											

DATE	02-11-86	NOZZL.DES.	BASELINE
SYSTEM	LOWS-INS.	SEC.CONFGN	ASP
BURNER	XCL-80 MKB	SPREADER	20 DEG IMP
FUEL	OHIO-PITTS8	OIL CHECK	

PT#	TIME	LOAD OIL (%)	LOAD MBTU/HR CALC	LOAD MBTU/HR MEAS	TA SCFM	PRIM FLOW SCFM TEMP (F) VELOCITY (FT/SEC)	V-2 FLOW SCFM	V-3 FLOW SCFM	V-4 FLOW SCFM	V-5 FLOW SCFM	V-6 FLOW SCFM	TOTAL FLOW SCFM	PRIM FLOW SCFM TEMP (F) VELOCITY (FT/SEC)	PITOT1 PRES (in H2O)	PITOT2 PRES (in H2O)	PITOT3 PRES (in H2O)	SRP MEASURED	SRT MEASURED	O2 MEASURED	CO CORR TO 0% O2	CO2 CORR TO 3% O2	NO	SO2
213	14:26:12	78.6	13343		2315	146	3356	3359	3326	3232	0	15589	2315	1.60	0.90	1.00	0.17	1.17	3.1	17.0	15.0	240.0	1800.0
																			0.0	19.9	17.6	281.6	2111.7
	0.0	0.0	93.8		458	64	618	606	604	604	524		64						3.0	17.1	15.1	241.3	1810.1
KTRON= 7600 SLEEVE #1 = 3.00 in SLEEVE #2 = -6.50 in SPREADER = 0.0 in OUT REG= 30 (CW)DEG IN REG = 30 (CW)DEG P WBOX= 7.00 in H2O FURNACE P= 0.17 in H2O COAL P= 3.00 in H2O MILL OUT= 150 F																							
T WB(in)= 465 F T WB(out)= 465 F SAMPLE= 1174 F EXIT 1=1669 F EXIT 2=1677 F EXIT 3=1645 F EXIT 4=1720 F EXIT 5=1667 F EXIT 6=1693 F SP(8')= 2263 F SP(13')=2103 F SP(19')= 2053 F SP(27')= 1601 F																							
SORBENT LBS/HR= 0 SORBENT VELOCITY= 0 FT/SEC SORBENT AIR FLOW= 0 SCFM [Ca]/[S]= 0.00 OUTER REGISTER ADJ.																							
VALID DATA POINT # 7 ELAPSED TIME, MIN 5 RECORD ON TRK 0 FILE 7																							
233	14:46:55	78.3	13283		2289	146	3335	3360	3308	3313	0	15604	2289	0.50	2.10	1.00	0.17	1.17	3.2	25.0	15.2	270.0	2460.0
																			0.0	29.5	17.9	318.5	2902.2
	0.0	0.0	93.8		464	63	618	607	605	606	516		63						3.0	25.3	15.4	273.0	2487.6
KTRON= 7600 SLEEVE #1 = 3.00 in SLEEVE #2 = -6.50 in SPREADER = 0.0 in OUT REG= 50 (CW)DEG IN REG = 30 (CW)DEG P WBOX= 4.10 in H2O FURNACE P= 0.18 in H2O COAL P= 3.00 in H2O MILL OUT= 152 F																							
T WB(in)= 459 F T WB(out)= 460 F SAMPLE= 1175 F EXIT 1=1621 F EXIT 2=1682 F EXIT 3=1723 F EXIT 4=1708 F EXIT 5=1699 F EXIT 6=1688 F SP(8')= 2284 F SP(13')=2089 F SP(19')= 2015 F SP(27')= 1539 F																							
SORBENT LBS/HR= 0 SORBENT VELOCITY= 0 FT/SEC SORBENT AIR FLOW= 0 SCFM [Ca]/[S]= 0.00 OUTER REGISTER ADJ.																							
VALID DATA POINT # 8 ELAPSED TIME, MIN 5 RECORD ON TRK 0 FILE 8																							
249	14:57:32	78.7	13354		2253	146	3329	3322	3322	3291	0	15517	2253	0.66	1.80	1.00	0.17	1.16	3.0	28.0	15.4	255.0	2400.0
																			0.0	32.7	18.0	297.5	2800.0
	0.0	0.0	93.8		467	62	609	606	605	604	515		62						3.0	28.0	15.4	255.0	2400.0
KTRON= 7600 SLEEVE #1 = 3.00 in SLEEVE #2 = -6.50 in SPREADER = 0.0 in OUT REG= 40 (CW)DEG IN REG = 30 (CW)DEG P WBOX= 5.10 in H2O FURNACE P= 0.17 in H2O COAL P= 3.00 in H2O MILL OUT= 152 F																							
T WB(in)= 456 F T WB(out)= 457 F SAMPLE= 1168 F EXIT 1=1635 F EXIT 2=1680 F EXIT 3=1700 F EXIT 4=1708 F EXIT 5=1671 F EXIT 6=1688 F SP(8')= 2262 F SP(13')=2113 F SP(19')= 2043 F SP(27')= 1535 F																							
SORBENT LBS/HR= 0 SORBENT VELOCITY= 0 FT/SEC SORBENT AIR FLOW= 0 SCFM [Ca]/[S]= 0.00 OUTER REGISTER ADJ.																							
VALID DATA POINT # 9 ELAPSED TIME, MIN 5 RECORD ON TRK 0 FILE 9																							
291	15:24:55	80.6	13685		2285	142	3400	3435	3378	3403	0	15902	2285	0.90	1.70	1.05	0.17	1.16	3.0	28.0	15.6	300.0	2400.0
																			0.0	32.7	18.2	350.0	2800.0
	0.0	0.0	93.8		460	63	609	605	605	605	521		63						3.0	28.0	15.6	300.0	2400.0
KTRON= 7600 SLEEVE #1 = 3.00 in SLEEVE #2 = -6.50 in SPREADER = 0.0 in OUT REG= 30 (CW)DEG IN REG = 30 (CW)DEG P WBOX= 7.00 in H2O FURNACE P= 0.19 in H2O COAL P= 3.00 in H2O MILL OUT= 146 F																							
T WB(in)= 465 F T WB(out)= 464 F SAMPLE= 1187 F EXIT 1=1677 F EXIT 2=1681 F EXIT 3=1650 F EXIT 4=1735 F EXIT 5=1689 F EXIT 6=1701 F SP(8')= 2284 F SP(13')=2151 F SP(19')= 2073 F SP(27')= 1587 F																							
SORBENT LBS/HR= 0 SORBENT VELOCITY= 0 FT/SEC SORBENT AIR FLOW= 0 SCFM [Ca]/[S]= 0.00 OUTER REGISTER ADJ.																							
VALID DATA POINT # 10 ELAPSED TIME, MIN 5 RECORD ON TRK 0 FILE 10																							
312	15:41:08	80.0	13573		2309	140	3391	3365	3345	3361	0	15771	2309	0.70	1.85	1.05	0.17	1.16	3.0	25.0	15.2	270.0	2400.0
																			0.0	29.2	17.7	315.0	2800.0
	0.0	0.0	93.8		464	63	608	604	603	603	513		63						3.0	25.0	15.2	270.0	2400.0
KTRON= 7600 SLEEVE #1 = 3.00 in SLEEVE #2 = -6.50 in SPREADER = 0.0 in OUT REG= 40 (CW)DEG IN REG = 30 (CW)DEG P WBOX= 5.30 in H2O FURNACE P= 0.19 in H2O COAL P= 3.00 in H2O MILL OUT= 146 F																							
T WB(in)= 460 F T WB(out)= 461 F SAMPLE= 1153 F EXIT 1=1677 F EXIT 2=1698 F EXIT 3=1713 F EXIT 4=1735 F EXIT 5=1705 F EXIT 6=1696 F SP(8')= 2268 F SP(13')=2133 F SP(19')= 2062 F SP(27')= 1564 F																							
SORBENT LBS/HR= 0 SORBENT VELOCITY= 0 FT/SEC SORBENT AIR FLOW= 0 SCFM [Ca]/[S]= 0.00 BASELINE																							
VALID DATA POINT # 11 ELAPSED TIME, MIN 5 RECORD ON TRK 0 FILE 11																							
316	15:46:13	78.2	13267		2274	139	3399	3421	3370	3382	0	15846	2274	0.70	1.85	1.05	0.17	1.19	3.5	23.0	15.0	265.0	2400.0
																			0.0	27.6	18.0	318.0	2880.0
	0.0	0.0	93.8		463	62	606	603	603	603	511		62						3.0	23.7	15.4	272.6	2468.6
KTRON= 7600 SLEEVE #1 = 3.00 in SLEEVE #2 = -6.50 in SPREADER = 0.0 in OUT REG= 40 (CW)DEG IN REG = 30 (CW)DEG P WBOX= 5.30 in H2O FURNACE P= 0.19 in H2O COAL P= 3.00 in H2O MILL OUT= 143 F																							
T WB(in)= 454 F T WB(out)= 454 F SAMPLE= 1144 F EXIT 1=1618 F EXIT 2=1683 F EXIT 3=1698 F EXIT 4=1707 F EXIT 5=1676 F EXIT 6=1686 F SP(8')= 2263 F SP(13')=2117 F SP(19')= 2051 F SP(27')= 1533 F																							
SORBENT LBS/HR= 0 SORBENT VELOCITY= 0 FT/SEC SORBENT AIR FLOW= 0 SCFM [Ca]/[S]= 0.00 EXCESS AIR CURVE																							
VALID DATA POINT # 12 ELAPSED TIME, MIN 4 RECORD ON TRK 0 FILE 12																							

DATE	02-14-86	NOZZL. DES.	BASELINE
SYSTEM	LWS-INS.	SEC. CONFGN	ASP
BURNER	XCL-60 MKE	SPREADER	20 DEG IMP
FUEL	OHIO-PITTS	OIL CHECK	

PT#	TIME	LOAD	MBTU/HR	TA	PRIM	V-2	V-3	V-4	V-5	V-6	TOTAL	PRIM	PITOT1	PITOT2	PITOT3	SRP	SRT	O2	CO	CO2	NO	SO2
		OIL	CALC	SCFM	FLOW SCFM							FLOW SCFM	PRES (in H20)			MEASURED		MEASURD				
(%)	LOAD		MEAS		TEMP (F)							TEMP (F)						CORR TO 0% O2				
					VELOCITY (FT/SEC)													CORR TO 3% O2				
362	16:15:44	78.2		13267	2274	3327	3367	3305	3312	0	15585	2274	0.52	2.02	1.00	0.17	1.17	3.2	25.0	15.2	250.0	2400.0
												142						0.0	29.5	17.9	294.9	2831.5
0.0	0.0	93.8			466	607	604	602	605	516		63						3.0	25.3	15.4	252.8	2427.0

KTRON= 7600 SLEEVE #1 = 3.00 in SLEEVE #2 = -6.50 in SPREADER = 0.0 in OUT REG= 40 (CW)DEG IN REG = 20 (CW)DEG P WBOX= 5.80 in H2O FURNACE P= 0.18 in H2O COAL P= 3.00 in H2O MILL OUT= 144 F
T WB(in)= 452 F T WB(out)= 453 F SAMPLE= 1158 F EXIT 1=1675 F EXIT 2=1694 F EXIT 3=1721 F EXIT 4=1725 F EXIT 5=1672 F EXIT 6=1712 F SP(8')= 2271 F SP(13')=2127 F SP(19')= 2063 F SP(27')= 1575 F
SORBENT LBS/HR= 0 SORBENT VELOCITY= 0 FT/SEC SORBENT AIR FLOW= 0 SCFM (Ca)/(S)= 0.00 INNER REGISTER ADJ.
VALID DATA POINT # 13 ELAPSED TIME, MIN 5 RECORD ON TRK 0 FILE 13

380	16:29:25	80.7		13697	2266	3346	3400	3326	3322	0	15661	2266	0.52	2.02	1.00	0.17	1.14	2.7	35.8	16.0	220.0	2520.8
												143						0.0	40.2	18.4	252.5	2891.8
0.0	0.0	93.8			478	608	605	602	604	514		62						3.0	34.4	15.7	216.4	2478.7

KTRON= 7600 SLEEVE #1 = 3.00 in SLEEVE #2 = -6.50 in SPREADER = 0.0 in OUT REG= 40 (CW)DEG IN REG = 40 (CW)DEG P WBOX= 5.00 in H2O FURNACE P= 0.18 in H2O COAL P= 3.00 in H2O MILL OUT= 152 F
T WB(in)= 463 F T WB(out)= 463 F SAMPLE= 1156 F EXIT 1=1649 F EXIT 2=1700 F EXIT 3=1730 F EXIT 4=1726 F EXIT 5=1701 F EXIT 6=1707 F SP(8')= 2291 F SP(13')=2177 F SP(19')= 2089 F SP(27')= 1563 F
SORBENT LBS/HR= 0 SORBENT VELOCITY= 0 FT/SEC SORBENT AIR FLOW= 0 SCFM (Ca)/(S)= 0.00 INNER REGISTER ADJ.
VALID DATA POINT # 14 ELAPSED TIME, MIN 5 RECORD ON TRK 0 FILE 14

DATE	02-12-96	NOZZL.DES.	BASELINE
SYSTEM	LWS-INS.	SEC.CONFGN	ASP
BURNER	XCL-80 MKII	SPREADER	30 DEG IMP
FUEL	OHIO-PITT8	OIL CHECK	0.96

PT#	TIME	LOAD MBTU/HR CALC	TA SCFM	PRIM	V-2	V-3	V-4	V-5	V-6	TOTAL	PRTM	PITOT1	PITOT2	PITOT3	SRP	SRT	O2	CO	CO2	NO	SO2
						FLOW SCFM					FLOW SCFM		PRES (in H2O)			MEASURED				MEASURED		
OIL											TEMP (F)									CORR TO 0% O2		
(%)	LOAD	MEAS				TEMP (F)					VELOCITY (FT/SEC)									CORR TO 3% O2		
289	11:49:34	78.9	13388	2395	3284	3356	3323	3282	0	15641	2395	0.65	1.95	1.10	0.18	1.17	3.1	25.0	15.2	380.0	0.0
											146						0.0	29.3	17.8	445.8	0.0
0.0	0.0	91.3		470	673	669	667	666	569		66						3.0	25.1	15.3	382.1	0.0
KTRON= 7400 SLEEVE #1 = 3.00 in SLEEVE #2 = -6.50 in SPREADER = 0.0 in OUT REG= 40 (CW)DEG IN REG = 30 (CW)DEG P WBOX= 5.00 in H2O FURNACE P= 0.22 in H2O COAL P= 3.50 in H2O MILL OUT= 147 F																					
T WB(in)= 502 F T WB(out)= 502 F SAMPLE= 1160 F EXIT 1=1599 F EXIT 2=1587 F EXIT 3=1680 F EXIT 4=1632 F EXIT 5=1650 F EXIT 6=1627 F SP(8')= 2144 F SP(13')=1941 F SP(19')= 1912 F SP(27')= 1481 F																					
SORBENT LBS/HR= 0 SORBENT VELOCITY= 0 FT/SEC SORBENT AIR FLOW= 0 SCFM [Ca]/[S]= 0.00 BASELINE FULL LOAD																					
VALID DATA POINT # 1 ELAPSED TIME, MIN 5 RECORD ON TRK 0 FILE 15																					
319	12:10:36	77.5	13161	2278	3231	3293	3244	3247	0	15293	2278	0.65	1.95	1.10	0.17	1.16	3.0	23.0	15.2	315.0	0.0
											152						0.0	26.8	17.7	367.5	0.0
0.0	0.0	90.1		487	677	673	671	671	571		64						3.0	23.0	15.2	315.0	0.0
KTRON= 7300 SLEEVE #1 = 3.00 in SLEEVE #2 = -6.50 in SPREADER = 1.5 in OUT REG= 40 (CW)DEG IN REG = 30 (CW)DEG P WBOX= 5.00 in H2O FURNACE P= 0.22 in H2O COAL P= 3.00 in H2O MILL OUT= 156 F																					
T WB(in)= 505 F T WB(out)= 505 F SAMPLE= 1155 F EXIT 1=1621 F EXIT 2=1617 F EXIT 3=1679 F EXIT 4=1639 F EXIT 5=1649 F EXIT 6=1637 F SP(8')= 2103 F SP(13')=1932 F SP(19')= 1882 F SP(27')= 1609 F																					
SORBENT LBS/HR= 0 SORBENT VELOCITY= 0 FT/SEC SORBENT AIR FLOW= 0 SCFM [Ca]/[S]= 0.00 IMPELLER ADJ.																					
VALID DATA POINT # 2 ELAPSED TIME, MIN 5 RECORD ON TRK 0 FILE 16																					
362	12:37:16	79.7	13530	2419	3294	3378	3316	3316	0	15721	2419	0.65	1.95	1.10	0.18	1.16	3.0	25.0	15.2	265.0	0.0
											150						0.0	29.2	17.7	309.2	0.0
0.0	0.0	90.1		379	677	673	671	670	572		68						3.0	25.0	15.2	265.0	0.0
KTRON= 7300 SLEEVE #1 = 3.00 in SLEEVE #2 = -6.50 in SPREADER = 3.0 in OUT REG= 40 (CW)DEG IN REG = 30 (CW)DEG P WBOX= 5.00 in H2O FURNACE P= 0.22 in H2O COAL P= 2.60 in H2O MILL OUT= 150 F																					
T WB(in)= 504 F T WB(out)= 503 F SAMPLE= 1172 F EXIT 1=1628 F EXIT 2=1616 F EXIT 3=1684 F EXIT 4=1645 F EXIT 5=1658 F EXIT 6=1645 F SP(8')= 2134 F SP(13')=1942 F SP(19')= 1894 F SP(27')= 217 F																					
SORBENT LBS/HR= 0 SORBENT VELOCITY= 0 FT/SEC SORBENT AIR FLOW= 0 SCFM [Ca]/[S]= 0.00 IMPELLER ADJ.																					
VALID DATA POINT # 3 ELAPSED TIME, MIN 8 RECORD ON TRK 0 FILE 17																					
373	12:44:57	78.4	13304	2384	3336	3374	3317	3304	0	15715	2384	0.65	1.95	1.10	0.18	1.18	3.3	21.0	15.0	355.0	0.0
											146						0.0	24.9	17.8	421.2	0.0
0.0	0.0	90.1		418	674	672	670	670	572		66						3.0	21.4	15.3	361.0	0.0
KTRON= 7300 SLEEVE #1 = 3.00 in SLEEVE #2 = -6.50 in SPREADER = 0.0 in OUT REG= 40 (CW)DEG IN REG = 30 (CW)DEG P WBOX= 5.00 in H2O FURNACE P= 0.19 in H2O COAL P= 4.20 in H2O MILL OUT= 148 F																					
T WB(in)= 506 F T WB(out)= 506 F SAMPLE= 1175 F EXIT 1=1622 F EXIT 2=1591 F EXIT 3=1673 F EXIT 4=1634 F EXIT 5=1651 F EXIT 6=1627 F SP(8')= 2139 F SP(13')=1953 F SP(19')= 1901 F SP(27')= 1555 F																					
SORBENT LBS/HR= 0 SORBENT VELOCITY= 0 FT/SEC SORBENT AIR FLOW= 0 SCFM [Ca]/[S]= 0.00 IMPELLER ADJ.																					
VALID DATA POINT # 4 ELAPSED TIME, MIN 5 RECORD ON TRK 0 FILE 18																					
399	13:03:10	79.4	13472	2324	3295	3326	3323	3302	0	15570	2324	0.65	1.95	1.10	0.17	1.16	2.9	18.0	15.2	380.0	0.0
											145						0.0	20.9	17.6	440.9	0.0
0.0	0.0	90.1		433	675	673	670	671	568		64						3.0	17.9	15.1	377.9	0.0
KTRON= 7300 SLEEVE #1 = 3.00 in SLEEVE #2 = -6.50 in SPREADER = -1.5 in OUT REG= 40 (CW)DEG IN REG = 30 (CW)DEG P WBOX= 5.00 in H2O FURNACE P= 0.19 in H2O COAL P= 4.50 in H2O MILL OUT= 150 F																					
T WB(in)= 498 F T WB(out)= 498 F SAMPLE= 1177 F EXIT 1=1631 F EXIT 2=1589 F EXIT 3=1672 F EXIT 4=1647 F EXIT 5=1658 F EXIT 6=1644 F SP(8')= 2137 F SP(13')=1959 F SP(19')= 1921 F SP(27')= 1211 F																					
SORBENT LBS/HR= 0 SORBENT VELOCITY= 0 FT/SEC SORBENT AIR FLOW= 0 SCFM [Ca]/[S]= 0.00 IMPELLER ADJ.																					
VALID DATA POINT # 5 ELAPSED TIME, MIN 8 RECORD ON TRK 0 FILE 19																					
426	13:20:57	78.0	13235	2259	3215	3297	3309	3299	0	15379	2259	0.65	1.95	1.10	0.17	1.16	3.0	15.0	15.2	400.0	0.0
											147						0.0	17.5	17.7	466.7	0.0
0.0	0.0	90.1		442	679	676	674	673	570		63						3.0	15.0	15.2	400.0	0.0
KTRON= 7300 SLEEVE #1 = 3.00 in SLEEVE #2 = -6.50 in SPREADER = -3.0 in OUT REG= 40 (CW)DEG IN REG = 30 (CW)DEG P WBOX= 5.00 in H2O FURNACE P= 0.21 in H2O COAL P= 5.00 in H2O MILL OUT= 149 F																					
T WB(in)= 504 F T WB(out)= 504 F SAMPLE= 1167 F EXIT 1=1622 F EXIT 2=1595 F EXIT 3=1662 F EXIT 4=1632 F EXIT 5=1632 F EXIT 6=1630 F SP(8')= 2130 F SP(13')=1942 F SP(19')= 1908 F SP(27')= 1720 F																					
SORBENT LBS/HR= 0 SORBENT VELOCITY= 0 FT/SEC SORBENT AIR FLOW= 0 SCFM [Ca]/[S]= 0.00 IMPELLER ADJ.																					
VALID DATA POINT # 6 ELAPSED TIME, MIN 6 RECORD ON TRK 0 FILE 20																					

DATE	: 02-12-86	NOZZL. DES.	: BASELINE
SYSTEM	: LWS-INS.	SEC. CONFGN	: ASP
BURNER	: XCL-80 MKII	SPREADER	: 30 DEG IMP
FUEL	: OHIO-PITTS	OIL CHECK	: 0.96

PT#	TIME	LOAD	MBTU/HR	TA	PRIM	V-2	V-3	V-4	V-5	V-6	TOTAL	PRIM	PITOT1	PITOT2	PITOT3	SRP	SRT	O2	CO	CO2	NO	SO2
		OIL	CALC	SCFM	FLOW SCFM							FLOW SCFM	PRES (In H20)			MEASURED		MEASURED				
(%)	LOAD		MEAS		TEMP (F)							TEMP (F)						CORR TO 0% O2				
												VELOCITY (FT/SEC)						CORR TO 3% O2				
445	13:34:44	78.8		13378	2173	3269	3338	3302	3298	0	15379	2173	0.65	1.95	1.10	0.16	1.15	2.8	25.0	15.6	320.0	0.0
												144						0.0	28.8	18.0	369.2	0.0
0.0	0.0	90.1			448	679	676	674	674	565		60						3.0	24.7	15.4	316.5	0.0
KTRON= 7300		SLEEVE #1 = 3.00 in			SLEEVE #2 = -6.50 in			SPREADER = -3.0		in	OUT REG= 40 (CW)DEG	IN REG = 30 (CW)DEG	P WBOX= 5.00 in H20			FURNACE P= 0.21 in H20		COAL P= 6.00 in H20		MILL OUT= 147 F		
T WB(In)= 508 F		T WB(out)= 508 F			SAMPLE= 1166 F			EXIT 1=1631 F		EXIT 2=1595 F		EXIT 3=1649 F	EXIT 4=1647 F		EXIT 5=1661 F		EXIT 6=1636 F	SP(8')= 2150 F		SP(13')=1944 F	SP(19')= 1927 F	SP(27')= 1684 F
SORBENT LBS/HR= 0			SORBENT VELOCITY= 0 FT/SEC					SORBENT AIR FLOW=		0 SCFM		(Ca)/(S)= 0.00	IMPELLER ADJ.									
VALID DATA POINT # 7			ELAPSED TIME, MIN 5					RECORD ON TRK 0			FILE 21											
472	13:54:08	76.2		12929	2295	3224	3257	3225	3186	0	15188	2295	0.65	1.95	1.10	0.18	1.17	3.2	25.0	15.2	355.0	0.0
												141						0.0	29.5	17.9	418.8	0.0
0.0	0.0	90.1			431	681	678	676	677	556		63						3.0	25.3	15.4	359.0	0.0
KTRON= 7300		SLEEVE #1 = 3.00 in			SLEEVE #2 = -6.50 in			SPREADER = 0.0		in	OUT REG= 40 (CW)DEG	IN REG = 30 (CW)DEG	P WBOX= 5.00 in H20			FURNACE P= 0.21 in H20		COAL P= 3.00 in H20		MILL OUT= 149 F		
T WB(In)= 508 F		T WB(out)= 508 F			SAMPLE= 1165 F			EXIT 1=1613 F		EXIT 2=1580 F		EXIT 3=1675 F	EXIT 4=1628 F		EXIT 5=1597 F		EXIT 6=1627 F	SP(8')= 2132 F		SP(13')=1941 F	SP(19')= 1902 F	SP(27')= 635 F
SORBENT LBS/HR= 0			SORBENT VELOCITY= 0 FT/SEC					SORBENT AIR FLOW=		0 SCFM		(Ca)/(S)= 0.00	BASELINE									
VALID DATA POINT # 8			ELAPSED TIME, MIN 4					RECORD ON TRK 0			FILE 22											
502	14:13:46	76.7		13022	2281	3230	3325	3235	3225	0	15297	2281	0.42	2.10	1.02	0.18	1.17	3.2	23.0	15.4	295.0	0.0
												137						0.0	27.1	18.2	348.0	0.0
0.0	0.0	90.1			436	689	686	683	683	554		62						3.0	23.3	15.6	298.3	0.0
KTRON= 7300		SLEEVE #1 = 3.00 in			SLEEVE #2 = -6.50 in			SPREADER = 0.0		in	OUT REG= 60 (CW)DEG	IN REG = 30 (CW)DEG	P WBOX= 3.40 in H20			FURNACE P= 0.23 in H20		COAL P= 3.20 in H20		MILL OUT= 143 F		
T WB(in)= 505 F		T WB(out)= 505 F			SAMPLE= 1166 F			EXIT 1=1615 F		EXIT 2=1569 F		EXIT 3=1628 F	EXIT 4=1660 F		EXIT 5=1624 F		EXIT 6=1634 F	SP(8')= 2114 F		SP(13')=1917 F	SP(19')= 1868 F	SP(27')= 247 F
SORBENT LBS/HR= 0			SORBENT VELOCITY= 0 FT/SEC					SORBENT AIR FLOW=		0 SCFM		(Ca)/(S)= 0.00										
VALID DATA POINT # 9			ELAPSED TIME, MIN 4					RECORD ON TRK 0			FILE 28											
533	14:36:05	78.7		13366	2265	3288	3352	3321	3305	0	15531	2265	0.85	1.70	1.05	0.17	1.16	3.0	24.0	15.8	390.0	0.0
												144						0.0	28.0	18.4	455.0	0.0
0.0	0.0	90.1			449	681	677	675	675	574		63						3.0	24.0	15.8	378.0	0.0
KTRON= 7300		SLEEVE #1 = 3.00 in			SLEEVE #2 = -6.50 in			SPREADER = 0.0		in	OUT REG= 30 (CW)DEG	IN REG = 30 (CW)DEG	P WBOX= 6.60 in H20			FURNACE P= 0.22 in H20		COAL P= 3.00 in H20		MILL OUT= 147 F		
T WB(in)= 514 F		T WB(out)= 514 F			SAMPLE= 1181 F			EXIT 1=1639 F		EXIT 2=1604 F		EXIT 3=1670 F	EXIT 4=1641 F		EXIT 5=1648 F		EXIT 6=1631 F	SP(8')= 2129 F		SP(13')=1925 F	SP(19')= 1899 F	SP(27')= 1174 F
SORBENT LBS/HR= 0			SORBENT VELOCITY= 0 FT/SEC					SORBENT AIR FLOW=		0 SCFM		(Ca)/(S)= 0.00	OUTER REGISTER ADJ.									
VALID DATA POINT # 10			ELAPSED TIME, MIN 5					RECORD ON TRK 0			FILE 29											
562	14:55:09	77.7		13194	2297	3265	3279	3222	3267	0	15331	2297	0.50	2.50	1.05	0.17	1.16	3.0	25.0	15.6	340.0	0.0
												142						0.0	29.2	18.2	396.7	0.0
0.0	0.0	90.1			449	679	676	674	674	567		63						3.0	25.0	15.6	340.0	0.0
KTRON= 7300		SLEEVE #1 = 3.00 in			SLEEVE #2 = -6.50 in			SPREADER = 0.0		in	OUT REG= 40 (CW)DEG	IN REG = 20 (CW)DEG	P WBOX= 6.50 in H20			FURNACE P= 0.19 in H20		COAL P= 3.30 in H20		MILL OUT= 147 F		
T WB(in)= 493 F		T WB(out)= 494 F			SAMPLE= 1178 F			EXIT 1=1613 F		EXIT 2=1607 F		EXIT 3=1666 F	EXIT 4=1641 F		EXIT 5=1656 F		EXIT 6=1632 F	SP(8')= 2113 F		SP(13')=1928 F	SP(19')= 1891 F	SP(27')= 265 F
SORBENT LBS/HR= 0			SORBENT VELOCITY= 0 FT/SEC					SORBENT AIR FLOW=		0 SCFM		(Ca)/(S)= 0.00	INNER REGISTER ADJ.									
VALID DATA POINT # 11			ELAPSED TIME, MIN 5					RECORD ON TRK 0			FILE 30											
583	15:13:20	77.2		13100	2255	3238	3304	3250	3258	0	15305	2255	0.84	1.70	1.05	0.17	1.17	3.1	25.0	15.4	355.0	0.0
												142						0.0	29.3	18.1	416.5	0.0
0.0	0.0	90.1			450	685	681	678	678	566		62						3.0	25.1	15.5	357.0	0.0
KTRON= 7300		SLEEVE #1 = 3.00 in			SLEEVE #2 = -6.50 in			SPREADER = 0.0		in	OUT REG= 40 (CW)DEG	IN REG = 40 (CW)DEG	P WBOX= 4.50 in H20			FURNACE P= 0.23 in H20		COAL P= 3.00 in H20		MILL OUT= 147 F		
T WB(In)= 511 F		T WB(out)= 511 F			SAMPLE= 1170 F			EXIT 1=1630 F		EXIT 2=1577 F		EXIT 3=1660 F	EXIT 4=1652 F		EXIT 5=1653 F		EXIT 6=1662 F	SP(8')= 2157 F		SP(13')=1931 F	SP(19')= 1880 F	SP(27')= 982 F
SORBENT LBS/HR= 0			SORBENT VELOCITY= 0 FT/SEC					SORBENT AIR FLOW=		0 SCFM		(Ca)/(S)= 0.00	INNER REGISTER ADJ.									
VALID DATA POINT # 12			ELAPSED TIME, MIN 5					RECORD ON TRK 0			FILE 31											

DATE : 02-12-86 NOZZL. DES. : BASELINE
SYSTEM : LWS-ING. SEC. CONFGN : ASP
BURNER : XCL-80 MKB SPREADER : 30 DEG IMP
FUEL : OHIO-PITTS OIL CHECK : 0.96

PT#	TIME	LOAD MBTU/HR CALC	TA	PRIM	V-2	V-3	V-4	V-5	V-6	TOTAL	PRIM	PITOT1	PITOT2	PITOT3	SRP	SRT	O2	CO	CO2	NO	SO2
OIL		MEAS	SCFM	FLOW SCFM							FLOW SCFM	PRES (in H20)			MEASURED		MEASURED				
(%)	LOAD			TEMP (F)							TEMP (F)						CORR TO 0% O2				
											VELOCITY (FT/SEC)						CORR TO 3% O2				
609	15:29:00	77.8	13073	2274	3229	3297	3294	3263	0	15357	2274	2.05	1.80	1.84	0.17	1.17	3.2	25.0	15.2	365.0	0.0
											142						0.0	29.5	17.9	430.6	0.0
0.0	0.0	90.1		450	687	683	681	681	571		63						3.0	25.3	15.4	369.1	0.0
KTRON= 7300 SLEEVE #1 = 3.00 in SLEEVE #2 = -6.50 in SPREADER = 0.0 in OUT REG= 40 (CW)DEG IN REG = 30 (CW)DEG P WBOX= 4.60 in H20 FURNACE P= 0.26 in H20 COAL P= 3.20 in H20 MILL OUT= 146 F																					
T WB(in)= 516 F T WB(out)= 515 F SAMPLE= 1168 F EXIT 1=1609 F EXIT 2=1581 F EXIT 3=1660 F EXIT 4=1625 F EXIT 5=1626 F EXIT 6=1632 F SP(8')= 2112 F SP(13')=1917 F SP(19')= 1862 F SP(27')= 1262 F																					
SORBENT LBS/HR= 0 SORBENT VELOCITY= 0 FT/SEC SORBENT AIR FLOW= 0 SCFM (Ca)/(S)= 0.00 INNER SLEEVE ADJ.																					
VALID DATA POINT # 13 ELAPSED TIME, MIN 7 RECORD ON TRK 0 FILE 27																					
625	15:47:27	77.3	13113	2265	3216	3320	3265	3255	0	15320	2265	0.32	2.60	1.43	0.17	1.17	3.1	28.0	15.4	270.0	0.0
											145						0.0	32.8	18.1	316.8	0.0
0.0	0.0	90.1		452	686	684	681	682	581		63						3.0	28.2	15.5	271.5	0.0
KTRON= 7300 SLEEVE #1 = 0.50 in SLEEVE #2 = -6.50 in SPREADER = 0.0 in OUT REG= 40 (CW)DEG IN REG = 40 (CW)DEG P WBOX= 6.70 in H20 FURNACE P= 0.24 in H20 COAL P= 3.20 in H20 MILL OUT= 150 F																					
T WB(in)= 511 F T WB(out)= 511 F SAMPLE= 1169 F EXIT 1=1603 F EXIT 2=1570 F EXIT 3=1650 F EXIT 4=1622 F EXIT 5=1633 F EXIT 6=1610 F SP(8')= 2093 F SP(13')=1902 F SP(19')= 1848 F SP(27')= 1538 F																					
SORBENT LBS/HR= 0 SORBENT VELOCITY= 0 FT/SEC SORBENT AIR FLOW= 0 SCFM (Ca)/(S)= 0.00 INNER SLEEVE ADJ.																					
VALID DATA POINT # 14 ELAPSED TIME, MIN 5 RECORD ON TRK 0 FILE 32																					
646	16:01:23	76.3	12953	2286	3231	3275	3233	3190	0	15216	2286	0.60	2.05	1.20	0.18	1.17	3.2	27.0	15.2	300.0	0.0
											0						0.0	31.9	17.9	353.9	0.0
0.0	0.0	90.1		454	686	683	682	682	578		48						3.0	27.3	15.4	303.4	0.0
KTRON= 7300 SLEEVE #1 = 1.50 in SLEEVE #2 = -6.50 in SPREADER = 0.0 in OUT REG= 40 (CW)DEG IN REG = 40 (CW)DEG P WBOX= 5.60 in H20 FURNACE P= 0.23 in H20 COAL P= 3.20 in H20 MILL OUT= 150 F																					
T WB(in)= 516 F T WB(out)= 516 F SAMPLE= 1169 F EXIT 1=1604 F EXIT 2=1573 F EXIT 3=1647 F EXIT 4=1616 F EXIT 5=1613 F EXIT 6=1615 F SP(8')= 2110 F SP(13')=1910 F SP(19')= 1867 F SP(27')= 505 F																					
SORBENT LBS/HR= 0 SORBENT VELOCITY= 0 FT/SEC SORBENT AIR FLOW= 0 SCFM (Ca)/(S)= 0.00 INNER SLEEVE ADJ.																					
VALID DATA POINT # 15 ELAPSED TIME, MIN 5 RECORD ON TRK 0 FILE 33																					
661	16:14:16	76.9	13058	2289	3225	3288	3243	3212	0	15256	2289	0.46	2.20	1.20	0.18	1.17	3.1	28.0	15.2	270.0	0.0
											0						0.0	32.8	17.8	316.8	0.0
0.0	0.0	90.1		449	689	686	683	685	571		48						3.0	28.2	15.3	271.5	0.0
KTRON= 7300 SLEEVE #1 = 1.50 in SLEEVE #2 = -6.50 in SPREADER = 0.0 in OUT REG= 50 (CW)DEG IN REG = 40 (CW)DEG P WBOX= 4.30 in H20 FURNACE P= 0.20 in H20 COAL P= 3.30 in H20 MILL OUT= 147 F																					
T WB(in)= 506 F T WB(out)= 506 F SAMPLE= 1147 F EXIT 1=1627 F EXIT 2=1557 F EXIT 3=1656 F EXIT 4=1645 F EXIT 5=1624 F EXIT 6=1655 F SP(8')= 2104 F SP(13')=1893 F SP(19')= 1847 F SP(27')= 642 F																					
SORBENT LBS/HR= 0 SORBENT VELOCITY= 0 FT/SEC SORBENT AIR FLOW= 0 SCFM (Ca)/(S)= 0.00 OUTER REGISTER ADJ.																					
VALID DATA POINT # 16 ELAPSED TIME, MIN 5 RECORD ON TRK 0 FILE 34																					
679	16:28:16	72.8	12352	2280	3289	3328	3307	3330	0	15533	2280	0.48	2.30	1.25	0.18	1.26	4.4	25.0	13.8	270.0	0.0
											0						0.0	31.6	17.5	341.6	0.0
0.0	0.0	90.1		453	692	689	687	686	574		48						3.0	27.1	15.0	292.8	0.0
KTRON= 7300 SLEEVE #1 = 1.50 in SLEEVE #2 = -6.50 in SPREADER = 0.0 in OUT REG= 50 (CW)DEG IN REG = 40 (CW)DEG P WBOX= 4.30 in H20 FURNACE P= 0.23 in H20 COAL P= 3.20 in H20 MILL OUT= 151 F																					
T WB(in)= 509 F T WB(out)= 510 F SAMPLE= 1172 F EXIT 1=1601 F EXIT 2=1549 F EXIT 3=1630 F EXIT 4=1635 F EXIT 5=1612 F EXIT 6=1622 F SP(8')= 2092 F SP(13')=1873 F SP(19')= 1831 F SP(27')= 431 F																					
SORBENT LBS/HR= 0 SORBENT VELOCITY= 0 FT/SEC SORBENT AIR FLOW= 0 SCFM (Ca)/(S)= 0.00 EXCESS AIR CURVE																					
VALID DATA POINT # 17 ELAPSED TIME, MIN 5 RECORD ON TRK 0 FILE 35																					
685	16:32:28	76.7	13026	2268	3281	3374	3326	3310	0	15558	2268	0.48	2.30	1.25	0.17	1.19	3.5	28.0	14.8	270.0	0.0
											0						0.0	33.6	17.8	324.0	0.0
0.0	0.0	90.1		455	691	688	686	686	574		48						3.0	28.8	15.2	277.7	0.0
KTRON= 7300 SLEEVE #1 = 1.50 in SLEEVE #2 = -6.50 in SPREADER = 0.0 in OUT REG= 50 (CW)DEG IN REG = 40 (CW)DEG P WBOX= 4.30 in H20 FURNACE P= 0.23 in H20 COAL P= 3.20 in H20 MILL OUT= 154 F																					
T WB(in)= 504 F T WB(out)= 504 F SAMPLE= 1170 F EXIT 1=1616 F EXIT 2=1559 F EXIT 3=1646 F EXIT 4=1637 F EXIT 5=1605 F EXIT 6=1636 F SP(8')= 2087 F SP(13')=1871 F SP(19')= 1828 F SP(27')= 784 F																					
SORBENT LBS/HR= 0 SORBENT VELOCITY= 0 FT/SEC SORBENT AIR FLOW= 0 SCFM (Ca)/(S)= 0.00 EXCESS AIR CURVE																					
VALID DATA POINT # 18 ELAPSED TIME, MIN 6 RECORD ON TRK 0 FILE 36																					

DATE	02-12-86	NOZZL. DES.	BASELINE	
SYSTEM	LOWS-INS.	SEC. CONFGN	ASP	
BURNER	XCL-80 MKB	SPREADER	30 DEG IMP	
FUEL	OHIO-PITTS.	OIL CHECK	0.96	

PT#	TIME	LOAD OIL (%)	LOAD MBTU/HR CALC	LOAD MBTU/HR MEAS	TA SCFM	PRIM FLOW SCFM TEMP (F) VELOCITY (FT/SEC)	V-2 FLOW SCFM TEMP (F)	V-3 FLOW SCFM TEMP (F)	V-4 FLOW SCFM TEMP (F)	V-5 FLOW SCFM TEMP (F)	V-6 FLOW SCFM TEMP (F)	TOTAL FLOW SCFM TEMP (F)	PRIM FLOW SCFM TEMP (F) VELOCITY (FT/SEC)	PITOT1 PRES (in H20)	PITOT2 PRES (in H20)	PITOT3 PRES (in H20)	SRP MEASURED	SRT MEASURED	O2 MEASURED	CO MEASURED CORR TO 0% O2 CORR TO 3% O2	CO2 MEASURED	NO MEASURED	SO2 MEASURED
609	15:29:00	77.0	13073		2274	2274	3229	3297	3294	3263	0	15357	2274	2.05	1.80	1.04	0.17	1.17	3.2	25.0	15.2	365.0	0.0
						142													0.0	29.5	17.9	430.6	0.0
		0.0	0.0	98.1		450	687	683	681	681	571		63						3.0	25.3	15.4	369.1	0.0
KTRON= 7300 SLEEVE #1 = 3.00 in SLEEVE #2 = -6.50 in SPREADER = 0.0 in OUT REG= 40 (CW)DEG IN REG = 30 (CW)DEG P WBOX= 4.60 in H20 FURNACE P= 0.26 in H20 COAL P= 3.20 in H20 MILL OUT= 146 F																							
T WB(in)= 516 F T WB(out)= 515 F SAMPLE= 1168 F EXIT 1=1609 F EXIT 2=1581 F EXIT 3=1660 F EXIT 4=1625 F EXIT 5=1626 F EXIT 6=1632 F SP(8')= 2112 F SP(13')=1917 F SP(19')= 1862 F SP(27')= 1262 F																							
SORBENT LBS/HR= 0 SORBENT VELOCITY= 0 FT/SEC SORBENT AIR FLOW= 0 SCFM (Ca)/(S)= 0.00 INNER SLEEVE ADJ.																							
VALID DATA POINT # 13 ELAPSED TIME, MIN 7 RECORD ON TRK 0 FILE 27																							
625	15:47:27	77.3	13113		2265	2265	3216	3320	3265	3255	0	15320	2265	0.32	2.60	1.43	0.17	1.17	3.1	28.0	15.4	270.0	0.0
						145													0.0	32.8	18.1	316.8	0.0
		0.0	0.0	98.1		452	686	684	681	682	581		63						3.0	28.2	15.5	271.5	0.0
KTRON= 7300 SLEEVE #1 = 0.50 in SLEEVE #2 = -6.50 in SPRFADER = 0.0 in OUT REG= 40 (CW)DEG IN REG = 40 (CW)DEG P WBOX= 6.70 in H20 FURNACE P= 0.24 in H20 COAL P= 3.20 in H20 MILL OUT= 150 F																							
T WB(in)= 511 F T WB(out)= 511 F SAMPLE= 1169 F EXIT 1=1603 F EXIT 2=1570 F EXIT 3=1650 F EXIT 4=1622 F EXIT 5=1633 F EXIT 6=1610 F SP(8')= 2093 F SP(13')=1902 F SP(19')= 1848 F SP(27')= 1538 F																							
SORBENT LBS/HR= 0 SORBENT VELOCITY= 0 FT/SEC SORBENT AIR FLOW= 0 SCFM (Ca)/(S)= 0.00 INNER SLEEVE ADJ.																							
VALID DATA POINT # 14 ELAPSED TIME, MIN 5 RECORD ON TRK 0 FILE 32																							
646	16:01:23	76.3	12953		2286	2286	3231	3275	3233	3190	0	15216	2286	0.60	2.05	1.20	0.18	1.17	3.2	27.0	15.2	300.8	0.0
						0													0.0	31.9	17.9	353.9	0.0
		0.0	0.0	98.1		454	686	683	682	682	578		48						3.0	27.3	15.4	303.4	0.0
KTRON= 7300 SLEEVE #1 = 1.50 in SLEEVE #2 = -6.50 in SPREADER = 0.0 in OUT REG= 40 (CW)DEG IN REG = 40 (CW)DEG P WBOX= 5.60 in H20 FURNACE P= 0.23 in H20 COAL P= 3.20 in H20 MILL OUT= 150 F																							
T WB(in)= 516 F T WB(out)= 516 F SAMPLE= 1169 F EXIT 1=1604 F EXIT 2=1573 F EXIT 3=1647 F EXIT 4=1616 F EXIT 5=1613 F EXIT 6=1615 F SP(8')= 2110 F SP(13')=1910 F SP(19')= 1867 F SP(27')= 505 F																							
SORBENT LBS/HR= 0 SORBENT VELOCITY= 0 FT/SEC SORBENT AIR FLOW= 0 SCFM (Ca)/(S)= 0.00 INNER SLEEVE ADJ.																							
VALID DATA POINT # 15 ELAPSED TIME, MIN 5 RECORD ON TRK 0 FILE 33																							
661	16:14:16	76.9	13058		2289	2289	3225	3288	3243	3212	0	15256	2289	0.46	2.20	1.20	0.18	1.17	3.1	28.0	15.2	270.0	0.0
						0													0.0	32.8	17.8	316.8	0.0
		0.0	0.0	98.1		449	689	686	683	685	571		48						3.0	28.2	15.3	271.5	0.0
KTRON= 7300 SLEEVE #1 = 1.50 in SLEEVE #2 = -6.50 in SPREADER = 0.0 in OUT REG= 50 (CW)DEG IN REG = 40 (CW)DEG P WBOX= 4.30 in H20 FURNACE P= 0.20 in H20 COAL P= 3.30 in H20 MILL OUT= 147 F																							
T WB(in)= 506 F T WB(out)= 506 F SAMPLE= 1147 F EXIT 1=1627 F EXIT 2=1557 F EXIT 3=1656 F EXIT 4=1645 F EXIT 5=1624 F EXIT 6=1655 F SP(8')= 2104 F SP(13')=1893 F SP(19')= 1847 F SP(27')= 642 F																							
SORBENT LBS/HR= 0 SORBENT VELOCITY= 0 FT/SEC SORBENT AIR FLOW= 0 SCFM (Ca)/(S)= 0.00 OUTER REGISTER ADJ.																							
VALID DATA POINT # 16 ELAPSED TIME, MIN 5 RECORD ON TRK 0 FILE 34																							
679	16:28:16	72.8	12352		2280	2280	3289	3328	3307	3330	0	15533	2280	0.48	2.30	1.25	0.18	1.26	4.4	25.0	13.8	270.0	0.0
						0													0.0	31.6	17.5	341.6	0.0
		0.0	0.0	98.1		453	692	689	687	686	574		48						3.0	27.1	15.0	292.8	0.0
KTRON= 7300 SLEEVE #1 = 1.50 in SLEEVE #2 = -6.50 in SPREADER = 0.0 in OUT REG= 50 (CW)DEG IN REG = 40 (CW)DEG P WBOX= 4.30 in H20 FURNACE P= 0.23 in H20 COAL P= 3.20 in H20 MILL OUT= 151 F																							
T WB(in)= 509 F T WB(out)= 510 F SAMPLE= 1172 F EXIT 1=1601 F EXIT 2=1549 F EXIT 3=1630 F EXIT 4=1635 F EXIT 5=1612 F EXIT 6=1622 F SP(8')= 2092 F SP(13')=1873 F SP(19')= 1831 F SP(27')= 431 F																							
SORBENT LBS/HR= 0 SORBENT VELOCITY= 0 FT/SEC SORBENT AIR FLOW= 0 SCFM (Ca)/(S)= 0.00 EXCESS AIR CURVE																							
VALID DATA POINT # 17 ELAPSED TIME, MIN 5 RECORD ON TRK 0 FILE 35																							
685	16:32:28	76.7	13026		2268	2268	3281	3374	3326	3310	0	15558	2268	0.48	2.30	1.25	0.17	1.19	3.5	28.0	14.8	270.0	0.0
						0													0.0	33.6	17.8	324.0	0.0
		0.0	0.0	98.1		455	691	688	686	686	574		48						3.0	28.8	15.2	277.7	0.0
KTRON= 7300 SLEEVE #1 = 1.50 in SLEEVE #2 = -6.50 in SPREADER = 0.0 in OUT REG= 50 (CW)DEG IN REG = 40 (CW)DEG P WBOX= 4.30 in H20 FURNACE P= 0.23 in H20 COAL P= 3.20 in H20 MILL OUT= 154 F																							
T WB(in)= 504 F T WB(out)= 504 F SAMPLE= 1178 F EXIT 1=1616 F EXIT 2=1559 F EXIT 3=1646 F EXIT 4=1637 F EXIT 5=1605 F EXIT 6=1636 F SP(8')= 2087 F SP(13')=1871 F SP(19')= 1828 F SP(27')= 784 F																							
SORBENT LBS/HR= 0 SORBENT VELOCITY= 0 FT/SEC SORBENT AIR FLOW= 0 SCFM (Ca)/(S)= 0.00 EXCESS AIR CURVE																							
VALID DATA POINT # 18 ELAPSED TIME, MIN 6 RECORD ON TRK 0 FILE 36																							

DATE	02-12-86	NOZZL.DES.	BASELINE
SYSTEM	LWS-INS.	SEC.CONFGN	ASP
BURNER	XCL-80 MKII	SPREADER	30 DEG IMP
FUEL	OHIO-PITTS	OIL CHECK	0.96

PT#	TIME	LOAD OIL (%)	MBTU/HR LOAD CALC	MBTU/HR LOAD MEAS	TA SCFM	PRIM	V-2	V-3	V-4	V-5	V-6	TOTAL	PRIM FLOW SCFM / TEMP (F) / VELOCITY (FT/SEC)	PITOT1	PITOT2	PITOT3	SRP	SRT	O2	CO	CO2	NO	SO2
						FLOW SCFM								PRES (in H2O)			MEASURED		MEASURED				
						TEMP (F)													CORR TO 0% O2				
																			CORR TO 3% O2				
701	16:43:05	74.5	12653		2282	2918	2940	2881	2926	0	13947	2282	0.52	1.90	0.95	0.18	1.10	2.0	55.0	16.2	210.0	0.0
												0						0.0	60.8	17.9	232.1	0.0
0.0	0.0	90.1			456	703	699	695	696	573		48						3.0	52.1	15.3	198.9	0.0

KTRON= 7300 SLEEVE #1 = 1.50 in SLEEVE #2 = -6.50 in SPREADER = 0.0 in OUT REG= 50 (CW)DEG IN REG = 40 (CW)DEG P WBOX= 3.50 in H2O FURNACE P= 0.18 in H2O COAL P= 3.20 in H2O MILL OUT= 149 F
T WB(in)= 505 F T WB(out)= 505 F SAMPLE= 1143 F EXIT 1=1619 F EXIT 2=1560 F EXIT 3=1622 F EXIT 4=1656 F EXIT 5=1639 F EXIT 6=1636 F SP(8')= 2107 F SP(13')=1892 F SP(19')= 1842 F SP(27')= 469 F
SORBENT LBS/HR= 0 SORBENT VELOCITY= 0 FT/SEC SORBENT AIR FLOW= 0 SCFM (Ca)/(S)= 0.00 EXCESS AIR CURVE
VALID DATA POINT # 19 ELAPSED TIME, MIN 4 RECORD ON TRK 0 FILE 37

705	16:47:37	73.8	12386		2239	2936	2945	2981	2912	0	14013	2239	0.52	1.90	0.95	0.18	1.13	2.5	48.0	15.8	220.0	0.0
												0						0.0	45.4	17.9	249.7	0.0
0.0	0.0	90.1			458	710	707	704	703	575		47						3.0	38.9	15.4	214.1	0.0

KTRON= 7300 SLEEVE #1 = 1.50 in SLEEVE #2 = -6.50 in SPREADER = 0.0 in OUT REG= 50 (CW)DEG IN REG = 40 (CW)DEG P WBOX= 3.50 in H2O FURNACE P= 0.18 in H2O COAL P= 3.20 in H2O MILL OUT= 155 F
T WB(in)= 511 F T WB(out)= 512 F SAMPLE= 1155 F EXIT 1=1613 F EXIT 2=1558 F EXIT 3=1643 F EXIT 4=1642 F EXIT 5=1633 F EXIT 6=1625 F SP(8')= 2099 F SP(13')=1883 F SP(19')= 1835 F SP(27')= 862 F
SORBENT LBS/HR= 0 SORBENT VELOCITY= 0 FT/SEC SORBENT AIR FLOW= 0 SCFM (Ca)/(S)= 0.00 EXCESS AIR CURVE
VALID DATA POINT # 20 ELAPSED TIME, MIN 3 RECORD ON TRK 0 FILE 38

717	16:55:33	76.1	12910		2245	3525	3612	3534	3512	0	16430	2245	0.52	1.90	0.95	0.17	1.27	4.6	30.0	13.4	290.0	0.0
												0						0.0	38.4	17.2	371.3	0.0
0.0	0.0	90.1			461	699	695	693	692	583		47						3.0	32.9	14.7	318.3	0.0

KTRON= 7300 SLEEVE #1 = 1.50 in SLEEVE #2 = -6.50 in SPREADER = 0.0 in OUT REG= 50 (CW)DEG IN REG = 40 (CW)DEG P WBOX= 6.00 in H2O FURNACE P= 0.26 in H2O COAL P= 3.20 in H2O MILL OUT= 154 F
T WB(in)= 519 F T WB(out)= 519 F SAMPLE= 1180 F EXIT 1=1589 F EXIT 2=1551 F EXIT 3=1634 F EXIT 4=1622 F EXIT 5=1601 F EXIT 6=1624 F SP(8')= 2055 F SP(13')=1846 F SP(19')= 1804 F SP(27')= 1524 F
SORBENT LBS/HR= 0 SORBENT VELOCITY= 0 FT/SEC SORBENT AIR FLOW= 0 SCFM (Ca)/(S)= 0.00 EXCESS AIR CURVE
VALID DATA POINT # 21 ELAPSED TIME, MIN 5 RECORD ON TRK 0 FILE 40

DATE	: 02-14-86	NOZZL. DES.	: BASELINE		
SYSTEM	: L	SEC. CONFGN	: ASP		
BURNER	: XCL-80 MKII	SPREADER	: OPEN IMP		
FUEL	: OHIO-PITT8	OIL CHECK	: =0.48		

PT#	TIME	LOAD OIL (%)	MBTU/HR CALC LOAD	MEAS	TA SCFM	PRIM	V-2	V-3	V-4	V-5	V-6	TOTAL	PRIM FLOW SCFM TEMP (F) VELOCITY (FT/SEC)	PITOT1	PITOT2	PITOT3 PRES (in H20)	SRP	SRT MEASURED	O2	CO	CO2 MEASURED CORR TO 0% O2 CORR TO 3% O2	NO	SO2
309	10:10:37	79.2	13448			2424	3246	3381	3362	3213	0	15626	2424	0.50	2.38	1.30	0.18	1.16	3.0	32.0	15.4	245.0	0.0
													148						0.0	37.3	18.0	285.8	0.0
		0.0	0.0	91.3		520	736	732	729	728	655		67						3.0	32.0	15.4	245.0	0.0
KTRON= 7400 SLEEVE #1 = 1.50 in SLEEVE #2 = -6.50 in SPREADER = 0.0 in OUT REG= 50 (CW)DEG IN REG = 30 (CW)DEG P WBOX= 4.60 in H20 FURNACE P= 0.22 in H20 COAL P= 3.20 in H20 MILL OUT= 150 F																							
T WB(in)= 534 F T WB(out)= 534 F SAMPLE= 1189 F EXIT 1=1660 F EXIT 2=1690 F EXIT 3=1716 F EXIT 4=1730 F EXIT 5=1703 F EXIT 6=1691 F SP(8')= 2187 F SP(13')=2065 F SP(19')= 1965 F SP(27')= 1581 F																							
SORBENT LBS/HR= 0 SORBENT VELOCITY= 0 FT/SEC SORBENT AIR FLOW= 0 SCFM (Ca)/(S)= 0.00 BASELINE FULL LOAD																							
VALID DATA POINT # 1 ELAPSED TIME, MIN 8 RECORD ON TRK 0 FILE 41																							
334	10:29:14	79.4	13476			2392	3271	3348	3365	3198	0	15575	2392	0.63	2.15	1.24	0.18	1.16	2.9	30.0	15.6	235.0	0.0
													148						0.0	34.8	18.1	272.7	0.0
		0.0	0.0	91.3		528	728	724	721	719	655		67						3.0	29.8	15.5	233.7	0.0
KTRON= 7400 SLEEVE #1 = 1.50 in SLEEVE #2 = -6.50 in SPREADER = 0.0 in OUT REG= 40 (CW)DEG IN REG = 30 (CW)DEG P WBOX= 5.60 in H20 FURNACE P= 0.19 in H20 COAL P= 3.20 in H20 MILL OUT= 152 F																							
T WB(in)= 533 F T WB(out)= 533 F SAMPLE= 1198 F EXIT 1=1701 F EXIT 2=1717 F EXIT 3=1726 F EXIT 4=1754 F EXIT 5=1714 F EXIT 6=1722 F SP(8')= 2232 F SP(13')=2091 F SP(19')= 1996 F SP(27')= 1599 F																							
SORBENT LBS/HR= 0 SORBENT VELOCITY= 0 FT/SEC SORBENT AIR FLOW= 0 SCFM (Ca)/(S)= 0.00 OUTER REGISTER ADJ.																							
VALID DATA POINT # 2 ELAPSED TIME, MIN 6 RECORD ON TRK 0 FILE 42																							
358	10:43:43	77.5	13160			2434	3194	3296	3300	3152	0	15375	2434	0.82	1.82	1.13	0.18	1.17	3.1	30.0	15.4	255.0	0.0
													149						0.0	35.2	18.1	299.2	0.0
		0.0	0.0	91.3		516	703	698	695	694	636		68						3.0	30.2	15.5	256.4	0.0
KTRON= 7400 SLEEVE #1 = 1.50 in SLEEVE #2 = -6.50 in SPREADER = 0.0 in OUT REG= 30 (CW)DEG IN REG = 30 (CW)DEG P WBOX= 7.90 in H20 FURNACE P= 0.19 in H20 COAL P= 3.20 in H20 MILL OUT= 153 F																							
T WB(in)= 523 F T WB(out)= 523 F SAMPLE= 1193 F EXIT 1=1711 F EXIT 2=1695 F EXIT 3=1692 F EXIT 4=1730 F EXIT 5=1664 F EXIT 6=1704 F SP(8')= 2227 F SP(13')=2118 F SP(19')= 1995 F SP(27')= 1622 F																							
SORBENT LBS/HR= 0 SORBENT VELOCITY= 0 FT/SEC SORBENT AIR FLOW= 0 SCFM (Ca)/(S)= 0.00 OUTER REGISTER ADJ.																							
VALID DATA POINT # 3 ELAPSED TIME, MIN 6 RECORD ON TRK 0 FILE 43																							
563	12:47:07	79.3	13469			2285	3278	3413	3420	3254	0	15650	2285	1.00	1.75	1.10	0.17	1.16	3.0	35.0	15.6	265.0	0.0
													149						0.0	40.8	18.2	309.2	0.0
		0.0	0.0	98.8		591	652	648	645	642	623		64						3.0	35.0	15.6	265.0	0.0
KTRON= 8000 SLEEVE #1 = 3.00 in SLEEVE #2 = -6.50 in SPREADER = 0.0 in OUT REG= 30 (CW)DEG IN REG = 30 (CW)DEG P WBOX= 8.00 in H20 FURNACE P= 0.24 in H20 COAL P= 3.20 in H20 MILL OUT= 157 F																							
T WB(in)= 478 F T WB(out)= 478 F SAMPLE= 1219 F EXIT 1=1730 F EXIT 2=1729 F EXIT 3=1682 F EXIT 4=1750 F EXIT 5=1671 F EXIT 6=1725 F SP(8')= 2286 F SP(13')=2096 F SP(19')= 1998 F SP(27')= 1174 F																							
SORBENT LBS/HR= 0 SORBENT VELOCITY= 0 FT/SEC SORBENT AIR FLOW= 0 SCFM (Ca)/(S)= 0.00 INNER SLEEVE ADJ.																							
VALID DATA POINT # 4 ELAPSED TIME, MIN 7 RECORD ON TRK 0 FILE 44																							
584	13:09:52	79.1	13418			2422	3262	3346	3319	3242	0	15592	2422	0.65	1.95	1.10	0.18	1.16	3.0	37.0	15.6	230.0	0.0
													137						0.0	43.2	18.2	268.3	0.0
		0.0	0.0	98.8		546	673	671	669	668	644		66						3.0	37.0	15.6	230.0	0.0
KTRON= 8000 SLEEVE #1 = 3.00 in SLEEVE #2 = -6.50 in SPREADER = 0.0 in OUT REG= 40 (CW)DEG IN REG = 30 (CW)DEG P WBOX= 5.10 in H20 FURNACE P= 0.21 in H20 COAL P= 3.20 in H20 MILL OUT= 148 F																							
T WB(in)= 485 F T WB(out)= 485 F SAMPLE= 1223 F EXIT 1=1703 F EXIT 2=1719 F EXIT 3=1723 F EXIT 4=1759 F EXIT 5=1728 F EXIT 6=1721 F SP(8')= 2222 F SP(13')=2131 F SP(19')= 2035 F SP(27')= 994 F																							
SORBENT LBS/HR= 0 SORBENT VELOCITY= 0 FT/SEC SORBENT AIR FLOW= 0 SCFM (Ca)/(S)= 0.00 OUTER REGISTER ADJ.																							
VALID DATA POINT # 5 ELAPSED TIME, MIN 6 RECORD ON TRK 0 FILE 45																							
601	13:22:54	79.0	13404			2317	3278	3369	3347	3180	0	15492	2317	0.65	1.95	1.10	0.17	1.16	2.9	35.0	15.6	240.0	0.0
													147						0.0	40.6	18.1	278.5	0.0
		0.0	0.0	98.8		580	680	678	676	676	653		64						3.0	34.8	15.5	238.7	0.0
KTRON= 8000 SLEEVE #1 = 3.00 in SLEEVE #2 = -6.50 in SPREADER = 1.5 in OUT REG= 40 (CW)DEG IN REG = 30 (CW)DEG P WBOX= 5.10 in H20 FURNACE P= 0.21 in H20 COAL P= 3.00 in H20 MILL OUT= 159 F																							
T WB(in)= 494 F T WB(out)= 494 F SAMPLE= 1224 F EXIT 1=1724 F EXIT 2=1717 F EXIT 3=1723 F EXIT 4=1765 F EXIT 5=1706 F EXIT 6=1735 F SP(8')= 2239 F SP(13')=2140 F SP(19')= 2043 F SP(27')= 963 F																							
SORBENT LBS/HR= 0 SORBENT VELOCITY= 0 FT/SEC SORBENT AIR FLOW= 0 SCFM (Ca)/(S)= 0.00 IMPELLER ADJ.																							
VALID DATA POINT # 6 ELAPSED TIME, MIN 5 RECORD ON TRK 0 FILE 46																							

DATE : 02-14-86 NOZZL. DES. : BASELINE
SYSTEM : 1 SEC. CONFGN : ASP
BURNER : XCL-80 MKII SPREADER : OPEN IMP
FUEL : OHIO-PITTS OIL CHECK : -0.48

PT#	TIME	LOAD MBTU/HR CALC MEAS	TA SCFM	PRIM	V-2	V-3	V-4	V-5	V-6	TOTAL	PRIM FLOW SCFM TEMP (F) VELOCITY (FT/SEC)	PITOT1	PITOT2	PITOT3 PRES (in H2O)	SRP	SRT MEASURED	O2	CO	CO2	NO	SO2
							FLOW SCFM												MEASURED		
OIL (%)	LOAD						TEMP (F)												CORR TO 0% O2		
																			CORR TO 3% O2		
613	13:34:12	79.4	13471	2375	3228	3319	3320	3161	0	15402	2375	0.65	1.95	1.10	0.18	1.14	2.7	30.0	16.0	240.0	0.0
											149						0.0	34.4	18.4	275.4	0.0
0.0	0.0	98.8		582	674	674	674	674	650		66						3.0	29.5	15.7	236.1	0.0
KTRON= 8000 SLEEVE #1 = 3.00 in SLEEVE #2 = -6.50 in SPREADER = 3.0 in OUT REG= 40 (CW)DEG IN REG = 30 (CW)DEG P WBOX= 5.10 in H2O FURNACE P= 0.21 in H2O COAL P= 2.80 in H2O MILL OUT= 159 F																					
T WB(in)= 493 F T WB(out)= 493 F SAMPLE= 1231 F EXIT 1=1743 F EXIT 2=1737 F EXIT 3=1731 F EXIT 4=1707 F EXIT 5=1720 F EXIT 6=1754 F SP(8')= 2257 F SP(13')=2170 F SP(19')= 2070 F SP(27')= 1833 F																					
SORBENT LBS/HR= 0 SORBENT VELOCITY= 0 FT/SEC SORBENT AIR FLOW= 0 SCFM (Ca)/(S)= 0.00 IMPELLER ADJ.																					
VALID DATA POINT # 7 ELAPSED TIME, MIN 5 RECORD ON TRK 0 FILE 47																					
673	14:11:13	62.0	10532	1808	2598	2592	2673	2567	0	12238	1808	0.55	1.15	0.72	0.17	1.16	3.0	40.0	15.6	200.0	0.0
											156						0.0	46.7	18.2	233.3	0.0
0.0	0.0	74.1		578	687	686	685	685	586		51						3.0	40.0	15.6	200.0	0.0
KTRON= 6000 SLEEVE #1 = 3.00 in SLEEVE #2 = -6.50 in SPREADER = -3.0 in OUT REG= 30 (CW)DEG IN REG = 30 (CW)DEG P WBOX= 4.50 in H2O FURNACE P= 0.05 in H2O COAL P= 4.00 in H2O MILL OUT= 176 F																					
T WB(in)= 501 F T WB(out)= 502 F SAMPLE= 1070 F EXIT 1=1581 F EXIT 2=1572 F EXIT 3=1613 F EXIT 4=1616 F EXIT 5=1563 F EXIT 6=1595 F SP(8')= 2069 F SP(13')=1981 F SP(19')= 1853 F SP(27')= 1094 F																					
SORBENT LBS/HR= 0 SORBENT VELOCITY= 0 FT/SEC SORBENT AIR FLOW= 0 SCFM (Ca)/(S)= 0.00 LOW LOAD BASELINE																					
VALID DATA POINT # 8 ELAPSED TIME, MIN 5 RECORD ON TRK 0 FILE 48																					

DATE	02-17-96	NOZZL. DES.	EXPANDED
SYSTEM	LWS-ENS.	SEC. CONFGN	ASP
BURNER	XCL-80 MKB	SPREADER	DIFFUSER
FUEL	OHIO-PITTS	OIL CHECK	2.58

PT#	TIME	LOAD OIL (%)	LOAD MBTU/HR CALC	LOAD MBTU/HR MEAS	TA SCFM	PRIM FLOW SCFM / TEMP (F) / VELOCITY (FT/SEC)	V-2	V-3	V-4	V-5	V-6	TOTAL	PITOT1 PRES (in H2O)	PITOT2	PITOT3	SRP MEASURED	SRT MEASURED	O2 MEASURED / CORR TO 0% O2 / CORR TO 3% O2	CO	CO2	NO	SO2
214	11:37:38	72.2	12252		2273	PRIM FLOW SCFM	3435	3498	3444	3421	0	16071	2273	1.25	1.45	1.05	0.19	1.31	5.1	30.0	14.0	220.0	0.0
						PRIM TEMP (F)							142						0.0	39.6	18.5	290.6	0.0
						PRIM VELOCITY (FT/SEC)							45						3.0	34.0	15.8	249.1	0.0
	0.0	0.0	86.4				526	625	620	617	615	580											

KTRON= 7000 SLEEVE #1 = 3.00 in SLEEVE #2 = -6.50 in OUT REG= 20 (CW)DEG IN REG = 30 (CW)DEG P WBOX= 10.60 in H2O FURNACE P= 0.20 in H2O COAL P= 3.60 in H2O MILL IN= 445 F MILL OUT= 148 F
T WB(in)= 481 F T WB(out)= 481 F SAMPLE= 1123 F EXIT 1=1542 F EXIT 2=1547 F EXIT 3=1516 F EXIT 4=1587 F EXIT 5=1545 F EXIT 6=1560 F SP(8')= 1912 F SP(13')=1862 F SP(19')= 1761 F SP(27')= 0 F
SORBENT LBS/HR= 0 SORBENT VELOCITY= 0 FT/SEC SORBENT AIR FLOW= 0 SCFM (Ca)/(S)= 0.00 EXCESS AIR - 70MKB
VALID DATA POINT # 1 ELAPSED TIME, MIN 5 RECORD ON TRK 0 FILE 49

284	12:28:31	59.9	10175		1908		2602	2519	2600	2523	0	12152	1908	0.75	0.85	0.65	0.19	1.19	3.5	90.0	15.4	145.0	0.0
													141						0.0	108.0	18.5	174.0	0.0
	0.0	0.0	76.5				521	676	671	666	665	612	37						3.0	92.6	15.8	149.1	0.0

KTRON= 6200 SLEEVE #1 = 3.00 in SLEEVE #2 = -6.50 in OUT REG= 20 (CW)DEG IN REG = 30 (CW)DEG P WBOX= 6.20 in H2O FURNACE P= 0.08 in H2O COAL P= 3.00 in H2O MILL IN= 435 F MILL OUT= 144 F
T WB(in)= 496 F T WB(out)= 497 F SAMPLE= 1032 F EXIT 1=1567 F EXIT 2=1541 F EXIT 3=1540 F EXIT 4=1549 F EXIT 5=1497 F EXIT 6=1522 F SP(8')= 1855 F SP(13')=1837 F SP(19')= 1734 F SP(27')= 2331 F
SORBENT LBS/HR= 0 SORBENT VELOCITY= 0 FT/SEC SORBENT AIR FLOW= 0 SCFM (Ca)/(S)= 0.00 BASELINE - 60MKB
VALID DATA POINT # 2 ELAPSED TIME, MIN 7 RECORD ON TRK 0 FILE 50

333	12:56:33	59.9	10160		1918		2587	2516	2586	2527	0	12135	1918	0.97	0.70	0.65	0.19	1.19	3.5	60.0	15.4	165.0	0.0
													143						0.0	72.0	18.5	198.0	0.0
	0.0	0.0	76.5				516	672	668	663	662	618	38						3.0	61.7	15.8	169.7	0.0

KTRON= 6200 SLEEVE #1 = 3.00 in SLEEVE #2 = -6.50 in OUT REG= 10 (CW)DEG IN REG = 30 (CW)DEG P WBOX= 8.60 in H2O FURNACE P= 0.10 in H2O COAL P= 3.00 in H2O MILL IN= 430 F MILL OUT= 146 F
T WB(in)= 506 F T WB(out)= 506 F SAMPLE= 1058 F EXIT 1=1565 F EXIT 2=1567 F EXIT 3=1521 F EXIT 4=1589 F EXIT 5=1537 F EXIT 6=1572 F SP(8')= 1955 F SP(13')=1917 F SP(19')= 1804 F SP(27')= 0 F
SORBENT LBS/HR= 0 SORBENT VELOCITY= 0 FT/SEC SORBENT AIR FLOW= 0 SCFM (Ca)/(S)= 0.00 OUTER REGISTER ADJ.
VALID DATA POINT # 3 ELAPSED TIME, MIN 5 RECORD ON TRK 0 FILE 51

368	13:19:37	60.1	10197		1893		2602	2498	2594	2525	0	12111	1893	0.56	1.58	0.95	0.19	1.19	3.4	50.0	15.2	145.0	0.0
													142						0.0	59.7	18.1	173.0	0.0
	0.0	0.0	76.5				522	676	670	667	666	615	37						3.0	51.1	15.5	148.3	0.0

KTRON= 6200 SLEEVE #1 = 0.50 in SLEEVE #2 = -6.50 in OUT REG= 30 (CW)DEG IN REG = 30 (CW)DEG P WBOX= 6.00 in H2O FURNACE P= 0.06 in H2O COAL P= 3.00 in H2O MILL IN= 436 F MILL OUT= 147 F
T WB(in)= 497 F T WB(out)= 498 F SAMPLE= 1050 F EXIT 1=1525 F EXIT 2=1589 F EXIT 3=1618 F EXIT 4=1580 F EXIT 5=1549 F EXIT 6=1550 F SP(8')= 1915 F SP(13')=1924 F SP(19')= 1826 F SP(27')= 2175 F
SORBENT LBS/HR= 0 SORBENT VELOCITY= 0 FT/SEC SORBENT AIR FLOW= 0 SCFM (Ca)/(S)= 0.00 OUTER REGISTER AND INNER SLEEVE ADJ.
VALID DATA POINT # 4 ELAPSED TIME, MIN 6 RECORD ON TRK 0 FILE 52

393	13:31:49	59.7	10126		1851		2597	2513	2595	2539	0	12095	1851	0.40	1.42	0.92	0.18	1.19	3.5	75.0	15.0	165.0	0.0
													140						0.0	90.0	18.0	198.0	0.0
	0.0	0.0	76.5				523	672	667	663	662	620	36						3.0	77.1	15.4	169.7	0.0

KTRON= 6200 SLEEVE #1 = 0.50 in SLEEVE #2 = -6.50 in OUT REG= 40 (CW)DEG IN REG = 30 (CW)DEG P WBOX= 9.00 in H2O FURNACE P= 0.05 in H2O COAL P= 3.00 in H2O MILL IN= 437 F MILL OUT= 137 F
T WB(in)= 500 F T WB(out)= 501 F SAMPLE= 1060 F EXIT 1=1591 F EXIT 2=1588 F EXIT 3=1605 F EXIT 4=1585 F EXIT 5=1554 F EXIT 6=1557 F SP(8')= 1908 F SP(13')=1928 F SP(19')= 1817 F SP(27')= 1604 F
SORBENT LBS/HR= 0 SORBENT VELOCITY= 0 FT/SEC SORBENT AIR FLOW= 0 SCFM (Ca)/(S)= 0.00 OUTER REGISTER ADJ.
VALID DATA POINT # 5 ELAPSED TIME, MIN 6 RECORD ON TRK 0 FILE 53

397	13:39:04	57.9	9829		1851		2595	2507	2640	2553	0	12146	2130	0.40	1.42	0.92	0.22	1.24	4.1	40.0	14.8	190.0	0.0
													128						0.0	49.7	18.4	236.1	0.0
	0.0	0.0	76.5				523	673	668	664	663	620	41						3.0	42.6	15.8	202.4	0.0

KTRON= 6200 SLEEVE #1 = 0.50 in SLEEVE #2 = -6.50 in OUT REG= 40 (CW)DEG IN REG = 30 (CW)DEG P WBOX= 9.80 in H2O FURNACE P= 0.05 in H2O COAL P= 3.00 in H2O MILL IN= 437 F MILL OUT= 139 F
T WB(in)= 501 F T WB(out)= 501 F SAMPLE= 1064 F EXIT 1=1581 F EXIT 2=1568 F EXIT 3=1581 F EXIT 4=1573 F EXIT 5=1514 F EXIT 6=1545 F SP(8')= 1900 F SP(13')=1910 F SP(19')= 1788 F SP(27')= 2083 F
SORBENT LBS/HR= 0 SORBENT VELOCITY= 0 FT/SEC SORBENT AIR FLOW= 0 SCFM (Ca)/(S)= 0.00 EXCESS AIR
VALID DATA POINT # 6 ELAPSED TIME, MIN 5 RECORD ON TRK 0 FILE 55

DATE	: 02-18-86	NOZZL. DES.	: EXPANDED		
SYSTEM	: LWS-INS.	SEC. CONFGN	: ASP		
BURNER	: XCL-80 MK B	SPREADER	: 30 DEG IMP		
FUEL	: OHIO-PITTS	OIL CHECK	: 0.00		

PT#	TIME	LOAD OIL (%)	LOAD MBTU/HR CALC / MEAS	TA SCFM	PRIM	V-2	V-3	V-4	V-5	V-6	TOTAL	PRIM FLOW SCFM / TEMP (F) / VELOCITY (FT/SEC)	PITOT1	PITOT2	PITOT3 PRES (in H20)	SRP	SRT MEASURED	O2	CO	CO2	NO	SO2 MEASURED / CORR TO 0% O2 / CORR TO 3% O2
								FLOW SCFM / TEMP (F)														
191	09:42:14	78.5		13318	2278	3316	3263	3307	3311	0	15475	2278	0.70	1.86	1.10	0.17	1.16	3.0	18.0	15.3	470.0	0.0
												144						0.0	21.0	17.9	548.3	0.0
		0.0	0.0	96.3		533	656	650	646	645	593	45						3.0	18.0	15.3	470.0	0.0
KTRON= 7800 SLEEVE #1 = 3.00 in SLEEVE #2 = -6.50 in SPREADER = 0.0 in OUT REG= 40 (CW)DEG IN REG = 30 (CW)DEG P WBOX= 5.40 in H20 FURNACE P= 0.18 in H20 COAL P= 2.60 in H20 MILL OUT= 152 F																						
T WB(in)= 488 F T WB(out)= 488 F SAMPLE= 1177 F EXIT 1=1598 F EXIT 2=1668 F EXIT 3=1712 F EXIT 4=1683 F EXIT 5=1719 F EXIT 6=1672 F SP(8')= 2188 F SP(13')=2088 F SP(19')= 1972 F SP(27')= 0 F																						
SORBENT LBS/HR= 0 SORBENT VELOCITY= 0 FT/SEC SORBENT AIR FLOW= 0 SCFM (Ca)/(S)= 0.00 BASELINE FULL LOAD																						
VALID DATA POINT # 1 ELAPSED TIME, MIN 8 RECORD ON TRK 0 FILE 56																						
274	10:30:32	78.0		13238	2283	3342	3226	3280	3336	0	15467	2283	0.70	1.85	1.05	0.17	1.17	3.1	17.0	15.4	380.0	0.0
												158						0.0	19.9	18.1	445.8	0.0
		0.0	0.0	96.3		545	656	653	651	650	600	46						3.0	17.1	15.5	382.1	0.0
KTRON= 7800 SLEEVE #1 = 3.00 in SLEEVE #2 = -6.50 in SPREADER = 1.5 in OUT REG= 40 (CW)DEG IN REG = 30 (CW)DEG P WBOX= 5.20 in H20 FURNACE P= 0.18 in H20 COAL P= 2.20 in H20 MILL OUT= 169 F																						
T WB(in)= 495 F T WB(out)= 495 F SAMPLE= 1184 F EXIT 1=1624 F EXIT 2=1691 F EXIT 3=1739 F EXIT 4=1710 F EXIT 5=1734 F EXIT 6=1703 F SP(8')= 2220 F SP(13')=2161 F SP(19')= 2022 F SP(27')= 0 F																						
SORBENT LBS/HR= 0 SORBENT VELOCITY= 0 FT/SEC SORBENT AIR FLOW= 0 SCFM (Ca)/(S)= 0.00 IMPELLER ADJ.																						
VALID DATA POINT # 2 ELAPSED TIME, MIN 5 RECORD ON TRK 0 FILE 59																						
346	11:33:27	78.1		13256	2284	3326	3212	3295	3286	0	15403	2284	0.70	1.85	1.05	0.17	1.16	3.0	15.0	15.6	340.0	0.0
												158						0.0	17.5	18.2	396.7	0.0
		0.0	0.0	97.5		544	654	649	646	645	631	46						3.0	15.0	15.6	340.0	0.0
KTRON= 7900 SLEEVE #1 = 3.00 in SLEEVE #2 = -6.50 in SPREADER = 3.0 in OUT REG= 40 (CW)DEG IN REG = 30 (CW)DEG P WBOX= 5.20 in H20 FURNACE P= 0.18 in H20 COAL P= 2.20 in H20 MILL OUT= 164 F																						
T WB(in)= 489 F T WB(out)= 489 F SAMPLE= 1208 F EXIT 1=1628 F EXIT 2=1709 F EXIT 3=1755 F EXIT 4=1722 F EXIT 5=1752 F EXIT 6=1711 F SP(8')= 2239 F SP(13')=2170 F SP(19')= 2003 F SP(27')= 1571 F																						
SORBENT LBS/HR= 0 SORBENT VELOCITY= 0 FT/SEC SORBENT AIR FLOW= 0 SCFM (Ca)/(S)= 0.00 IMPELLER ADJ.																						
VALID DATA POINT # 3 ELAPSED TIME, MIN 6 RECORD ON TRK 0 FILE 60																						
379	11:53:28	77.3		13119	2328	3285	3207	3251	3256	0	15327	2328	0.70	1.85	1.05	0.18	1.17	3.1	10.0	15.4	390.0	0.0
												162						0.0	11.7	18.1	457.5	0.0
		0.0	0.0	98.8		525	653	647	644	643	630	47						3.0	10.1	15.5	392.2	0.0
KTRON= 8000 SLEEVE #1 = 3.00 in SLEEVE #2 = -6.50 in SPREADER = 3.0 in OUT REG= 40 (CW)DEG IN REG = 30 (CW)DEG P WBOX= 5.20 in H20 FURNACE P= 0.18 in H20 COAL P= 2.20 in H20 MILL OUT= 169 F																						
T WB(in)= 494 F T WB(out)= 494 F SAMPLE= 1212 F EXIT 1=1641 F EXIT 2=1706 F EXIT 3=1751 F EXIT 4=1726 F EXIT 5=1748 F EXIT 6=1709 F SP(8')= 2248 F SP(13')=2238 F SP(19')= 2047 F SP(27')= 1438 F																						
SORBENT LBS/HR= 0 SORBENT VELOCITY= 0 FT/SEC SORBENT AIR FLOW= 0 SCFM (Ca)/(S)= 0.00 IMPELLER ADJ.																						
VALID DATA POINT # 4 ELAPSED TIME, MIN 5 RECORD ON TRK 0 FILE 61																						
411	12:14:33	76.9		13061	2358	3266	3205	3252	3261	0	15343	2358	0.70	1.85	1.05	0.18	1.17	3.2	20.0	15.4	420.0	0.0
												156						0.0	23.6	18.2	495.5	0.0
		0.0	0.0	98.8		450	649	644	641	643	627	47						3.0	20.2	15.6	424.7	0.0
KTRON= 8000 SLEEVE #1 = 3.00 in SLEEVE #2 = -6.50 in SPREADER = -1.5 in OUT REG= 40 (CW)DEG IN REG = 30 (CW)DEG P WBOX= 5.00 in H20 FURNACE P= 0.18 in H20 COAL P= 2.80 in H20 MILL OUT= 158 F																						
T WB(in)= 497 F T WB(out)= 498 F SAMPLE= 1204 F EXIT 1=1669 F EXIT 2=1733 F EXIT 3=1754 F EXIT 4=1752 F EXIT 5=1758 F EXIT 6=1726 F SP(8')= 2274 F SP(13')=2289 F SP(19')= 2083 F SP(27')= 1480 F																						
SORBENT LBS/HR= 0 SORBENT VELOCITY= 0 FT/SEC SORBENT AIR FLOW= 0 SCFM (Ca)/(S)= 0.00 IMPELLER ADJ.																						
VALID DATA POINT # 5 ELAPSED TIME, MIN 6 RECORD ON TRK 0 FILE 62																						
425	12:23:28	77.8		13198	2383	3298	3178	3232	3245	0	15336	2383	0.70	1.85	1.05	0.18	1.16	3.0	18.0	15.8	420.0	0.0
												153						0.0	21.0	18.4	490.0	0.0
		0.0	0.0	98.8		448	648	643	640	643	626	48						3.0	18.0	15.8	420.0	0.0
KTRON= 8000 SLEEVE #1 = 3.00 in SLEEVE #2 = -6.50 in SPREADER = -3.0 in OUT REG= 40 (CW)DEG IN REG = 30 (CW)DEG P WBOX= 4.50 in H20 FURNACE P= 0.18 in H20 COAL P= 2.60 in H20 MILL OUT= 155 F																						
T WB(in)= 496 F T WB(out)= 497 F SAMPLE= 1209 F EXIT 1=1672 F EXIT 2=1734 F EXIT 3=1767 F EXIT 4=1756 F EXIT 5=1759 F EXIT 6=1734 F SP(8')= 2283 F SP(13')=2295 F SP(19')= 2092 F SP(27')= 1750 F																						
SORBENT LBS/HR= 0 SORBENT VELOCITY= 0 FT/SEC SORBENT AIR FLOW= 0 SCFM (Ca)/(S)= 0.00 IMPELLER ADJ.																						
VALID DATA POINT # 6 ELAPSED TIME, MIN 6 RECORD ON TRK 0 FILE 63																						

DATE	02-18-86	NOZZL.DES.	EXPANDED
SYSTEM	LWS-INS.	SEC.CONFGN	ASP
BURNER	XCL-80 MKB	SPREADER	30 DEG IMP
FUEL	OHIO-PITTS	OIL CHECK	0.00

PT#	TIME	LOAD OIL (%)	LOAD MBTU/HR CALC	LOAD MBTU/HR MEAS	TA SCFM	PRIM	V-2	V-3	V-4	V-5	V-6	TOTAL	PRIM FLOW SCFM / TEMP (F) / VELOCITY (FT/SEC)	PITOT1	PITOT2	PITOT3	SRP	SRT	O2	CO	CO2	NO	SO2
						FLOW SCFM								PRES (in H2O)			MEASURED		MEASURED				
						TEMP (F)													CORR TO 0% O2				
																			CORR TO 3% O2				
445	12:38:01	76.8			13038	2309	3295	3152	3182	3213	0	15150	2309	0.70	1.85	1.85	0.18	1.16	3.0	15.8	15.8	480.8	0.0
													148						0.0	17.5	18.4	560.0	0.0
		0.0	0.0	98.8		450	646	640	637	642	626		46						3.0	15.0	15.8	480.0	0.0
KTRON= 8000 SLEEVE #1 = 3.00 in SLEEVE #2 = -6.50 in SPREADER = -5.5 in OUT REG= 40 (CW)DEG IN REG = 30 (CW)DEG P WBOX= 4.50 in H20 FURNACE P= 0.18 in H20 COAL P= 4.20 in H20 MILL OUT= 150 F																							
T WB(in)= 490 F T WB(out)= 491 F SAMPLE= 1210 F EXIT 1=1659 F EXIT 2=1739 F EXIT 3=1753 F EXIT 4=1759 F EXIT 5=1755 F EXIT 6=1736 F SP(8')= 2258 F SP(13')=2262 F SP(19')= 2083 F SP(27')= 1133 F																							
SORBENT LBS/HR= 0 SORBENT VELOCITY= 0 FT/SEC SORBENT AIR FLOW= 0 SCFM [Ca]/[S]= 0.00 IMPELLER ADJ.																							
VALID DATA POINT # 7 ELAPSED TIME, MIN 6 RECORD ON TRK 0 FILE 64																							
479	13:00:19	77.5			13152	2440	3236	3113	3190	3140	0	15119	2440	0.70	1.85	1.85	0.19	1.15	2.8	16.3	15.9	478.8	0.0
													144						0.0	18.8	18.3	552.5	0.0
		0.0	0.0	98.8		433	646	640	642	643	623		48						3.0	16.1	15.7	473.5	0.0
KTRON= 8000 SLEEVE #1 = 3.00 in SLEEVE #2 = -6.50 in SPREADER = 0.0 in OUT REG= 40 (CW)DEG IN REG = 30 (CW)DEG P WBOX= 4.10 in H20 FURNACE P= 0.18 in H20 COAL P= 4.20 in H20 MILL OUT= 149 F																							
T WB(in)= 496 F T WB(out)= 497 F SAMPLE= 1212 F EXIT 1=1657 F EXIT 2=1731 F EXIT 3=1769 F EXIT 4=1763 F EXIT 5=1775 F EXIT 6=1749 F SP(8')= 2320 F SP(13')=2315 F SP(19')= 2119 F SP(27')= 2098 F																							
SORBENT LBS/HR= 0 SORBENT VELOCITY= 0 FT/SEC SORBENT AIR FLOW= 0 SCFM [Ca]/[S]= 0.00																							
VALID DATA POINT # 8 ELAPSED TIME, MIN 6 RECORD ON TRK 0 FILE 65																							
504	13:16:04	77.2			13101	2419	3283	3191	3211	3282	0	15387	2419	0.52	2.00	1.85	0.18	1.17	3.1	15.0	15.8	410.8	0.0
													144						0.0	17.6	18.5	481.0	0.0
		0.0	0.0	98.8		430	644	638	640	641	618		48						3.0	15.1	15.9	412.3	0.0
KTRON= 8000 SLEEVE #1 = 3.00 in SLEEVE #2 = -6.50 in SPREADER = 0.0 in OUT REG= 50 (CW)DEG IN REG = 30 (CW)DEG P WBOX= 3.00 in H20 FURNACE P= 0.18 in H20 COAL P= 2.00 in H20 MILL OUT= 147 F																							
T WB(in)= 487 F T WB(out)= 487 F SAMPLE= 1209 F EXIT 1=1651 F EXIT 2=1721 F EXIT 3=1760 F EXIT 4=1726 F EXIT 5=1768 F EXIT 6=1730 F SP(8')= 2301 F SP(13')=2317 F SP(19')= 2103 F SP(27')= 0 F																							
SORBENT LBS/HR= 0 SORBENT VELOCITY= 0 FT/SEC SORBENT AIR FLOW= 0 SCFM [Ca]/[S]= 0.00 OUTER REGISTER ADJ.																							
VALID DATA POINT # 9 ELAPSED TIME, MIN 6 RECORD ON TRK 0 FILE 66																							
541	13:42:04	76.4			12975	2276	3245	3175	3246	3217	0	15159	2276	0.42	2.00	0.97	0.18	1.17	3.1	20.0	15.8	370.8	0.0
													144						0.0	23.5	18.5	434.1	0.0
		0.0	0.0	100.0		504	647	640	643	644	621		45						3.0	20.1	15.9	372.1	0.0
KTRON= 8100 SLEEVE #1 = 3.00 in SLEEVE #2 = -6.50 in SPREADER = 0.0 in OUT REG= 60 (CW)DEG IN REG = 30 (CW)DEG P WBOX= 3.10 in H20 FURNACE P= 0.18 in H20 COAL P= 2.00 in H20 MILL OUT= 154 F																							
T WB(in)= 479 F T WB(out)= 479 F SAMPLE= 1198 F EXIT 1=1689 F EXIT 2=1723 F EXIT 3=1760 F EXIT 4=1745 F EXIT 5=1759 F EXIT 6=1745 F SP(8')= 2305 F SP(13')=2310 F SP(19')= 2073 F SP(27')= 0 F																							
SORBENT LBS/HR= 0 SORBENT VELOCITY= 0 FT/SEC SORBENT AIR FLOW= 0 SCFM [Ca]/[S]= 0.00 OUTER REGISTER ADJ.																							
VALID DATA POINT # 10 ELAPSED TIME, MIN 6 RECORD ON TRK 0 FILE 67																							
638	14:39:14	77.3			13125	2322	3297	3187	3256	3273	0	15334	2322	0.85	1.80	1.62	0.18	1.17	3.1	15.8	16.0	435.8	0.0
													144						0.0	17.6	18.8	510.3	0.0
		0.0	0.0	98.8		475	618	609	612	613	596		46						3.0	15.1	16.1	437.4	0.0
KTRON= 8000 SLEEVE #1 = 3.00 in SLEEVE #2 = -6.50 in SPREADER = 0.0 in OUT REG= 30 (CW)DEG IN REG = 30 (CW)DEG P WBOX= 7.10 in H20 FURNACE P= 0.20 in H20 COAL P= 2.00 in H20 MILL OUT= 151 F																							
T WB(in)= 470 F T WB(out)= 470 F SAMPLE= 1215 F EXIT 1=1672 F EXIT 2=1747 F EXIT 3=1770 F EXIT 4=1775 F EXIT 5=1770 F EXIT 6=1744 F SP(8')= 2300 F SP(13')=2295 F SP(19')= 2076 F SP(27')= 1911 F																							
SORBENT LBS/HR= 0 SORBENT VELOCITY= 0 FT/SEC SORBENT AIR FLOW= 0 SCFM [Ca]/[S]= 0.00 OUTER REGISTER ADJ.																							
VALID DATA POINT # 11 ELAPSED TIME, MIN 6 RECORD ON TRK 0 FILE 68																							
662	15:03:09	77.5			13161	2305	3290	3199	3233	3266	0	15293	2305	0.42	2.10	1.80	0.18	1.16	3.0	18.0	16.0	450.8	0.0
													146						0.0	21.0	18.7	525.0	0.0
		0.0	0.0	98.8		474	635	628	630	630	610		45						3.0	18.0	16.0	450.0	0.0
KTRON= 8000 SLEEVE #1 = 3.00 in SLEEVE #2 = -6.50 in SPREADER = 0.0 in OUT REG= 50 (CW)DEG IN REG = 20 (CW)DEG P WBOX= 4.50 in H20 FURNACE P= 0.22 in H20 COAL P= 2.50 in H20 MILL OUT= 152 F																							
T WB(in)= 476 F T WB(out)= 477 F SAMPLE= 1199 F EXIT 1=1644 F EXIT 2=1710 F EXIT 3=1749 F EXIT 4=1734 F EXIT 5=1758 F EXIT 6=1727 F SP(8')= 2297 F SP(13')=2309 F SP(19')= 2084 F SP(27')= 0 F																							
SORBENT LBS/HR= 0 SORBENT VELOCITY= 0 FT/SEC SORBENT AIR FLOW= 0 SCFM [Ca]/[S]= 0.00 INNER REGISTER ADJ.																							
VALID DATA POINT # 12 ELAPSED TIME, MIN 5 RECORD ON TRK 0 FILE 69																							

DATE	02-18-86	NOZZL. DES.	EXPANDED
SYSTEM	LWS-INS.	SEC. CONFGN	ASP
BURNER	XCL-80 MK8	SPREADER	30 DEG IMP
FUEL	OHIO-PITT8	OIL CHECK	0.00

PT#	TIME	LOAD MBTU/HR	TA	PRIM	V-2	V-3	V-4	V-5	V-6	TOTAL	PRIM	PITOT1	PITOT2	PITOT3	SRP	SRT	O2	CO	CO2	NO	SO2
OIL		CALC	SCFM	FLOW SCFM							FLOW SCFM	PRES (in H20)			MEASURED		MEASURED				
(%)	LOAD	MEAS		TEMP (F)							TEMP (F)						CORR TO 0% O2				
											VELOCITY (FT/SEC)						CORR TO 3% O2				
677	15:14:06	77.4	13130	2291	3274	3187	3275	3312	0	15340	2291	0.60	1.90	1.07	0.17	1.17	3.1	17.0	16.0	410.0	0.0
											145						0.0	19.9	18.8	481.0	0.0
0.0	0.0	98.8		477	644	636	638	638	618		45						3.0	17.1	16.1	412.3	0.0
KTRON= 8000 SLEEVE #1 = 3.00 in SLEEVE #2 = -6.50 in SPREADER = 0.0 in OUT REG= 50 (CW)DEG IN REG = 35 (CW)DEG P WBOX= 4.00 in H20 FURNACE P= 0.22 in H20 COAL P= 2.50 in H20 MILL OUT= 150 F																					
T WB(in)= 481 F T WB(out)= 482 F SAMPLE= 1205 F EXIT 1=1665 F EXIT 2=1734 F EXIT 3=1770 F EXIT 4=1743 F EXIT 5=1787 F EXIT 6=1752 F SP(8')= 2326 F SP(13')=2313 F SP(19')= 2089 F SP(27')= 1638 F																					
SORBENT LBS/HR= 0 SORBENT VELOCITY= 0 FT/SEC SORBENT AIR FLOW= 0 SCFM (Ca)/(S)= 0.00 INNER REGISTER ADJ.																					
VALID DATA POINT # 13 ELAPSED TIME, MIN 5 RECORD ON TRK 0 FILE 70																					
700	15:29:48	77.1	13087	2313	3285	3171	3243	3277	0	15289	2313	0.46	2.05	1.15	0.18	1.17	3.1	17.0	15.8	440.0	0.0
											148						0.0	19.9	18.5	516.2	0.0
0.0	0.0	98.8		477	654	650	648	646	628		46						3.0	17.1	15.9	442.5	0.0
KTRON= 8000 SLEEVE #1 = 1.50 in SLEEVE #2 = -6.50 in SPREADER = 0.0 in OUT REG= 50 (CW)DEG IN REG = 30 (CW)DEG P WBOX= 4.30 in H20 FURNACE P= 0.22 in H20 COAL P= 2.50 in H20 MILL OUT= 158 F																					
T WB(in)= 481 F T WB(out)= 481 F SAMPLE= 1190 F EXIT 1=1647 F EXIT 2=1709 F EXIT 3=1757 F EXIT 4=1748 F EXIT 5=1774 F EXIT 6=1739 F SP(8')= 2316 F SP(13')=2293 F SP(19')= 2106 F SP(27')= 1450 F																					
SORBENT LBS/HR= 0 SORBENT VELOCITY= 0 FT/SEC SORBENT AIR FLOW= 0 SCFM (Ca)/(S)= 0.00 INNER SLEEVE ADJ.																					
VALID DATA POINT # 14 ELAPSED TIME, MIN 6 RECORD ON TRK 0 FILE 71																					
724	15:43:37	74.7	12674	2265	3295	3206	3242	3300	0	15308	2265	0.46	2.05	1.15	0.18	1.21	3.7	15.0	15.2	450.0	0.0
											148						0.0	18.2	18.5	546.2	0.0
0.0	0.0	98.8		483	657	652	649	648	631		45						3.0	15.6	15.8	468.2	0.0
KTRON= 8000 SLEEVE #1 = 1.50 in SLEEVE #2 = -6.50 in SPREADER = 0.0 in OUT REG= 50 (CW)DEG IN REG = 30 (CW)DEG P WBOX= 4.30 in H20 FURNACE P= 0.22 in H20 COAL P= 2.50 in H20 MILL OUT= 156 F																					
T WB(in)= 482 F T WB(out)= 482 F SAMPLE= 1189 F EXIT 1=1635 F EXIT 2=1702 F EXIT 3=1745 F EXIT 4=1727 F EXIT 5=1762 F EXIT 6=1727 F SP(8')= 2294 F SP(13')=2272 F SP(19')= 2113 F SP(27')= 1310 F																					
SORBENT LBS/HR= 0 SORBENT VELOCITY= 0 FT/SEC SORBENT AIR FLOW= 0 SCFM (Ca)/(S)= 0.00 EXCESS AIR - 3.7%																					
VALID DATA POINT # 15 ELAPSED TIME, MIN 9 RECORD ON TRK 0 FILE 72																					
748	15:54:38	76.4	12967	2288	3192	3186	3197	3201	0	14986	2288	0.46	2.05	1.15	0.18	1.16	2.9	15.0	16.0	430.0	0.0
											148						0.0	17.4	18.6	498.9	0.0
0.0	0.0	98.8		482	659	654	652	650	632		45						3.0	14.9	15.9	427.6	0.0
KTRON= 8000 SLEEVE #1 = 1.50 in SLEEVE #2 = -6.50 in SPREADER = 0.0 in OUT REG= 50 (CW)DEG IN REG = 30 (CW)DEG P WBOX= 4.30 in H20 FURNACE P= 0.22 in H20 COAL P= 2.50 in H20 MILL OUT= 153 F																					
T WB(in)= 482 F T WB(out)= 482 F SAMPLE= 1186 F EXIT 1=1652 F EXIT 2=1723 F EXIT 3=1766 F EXIT 4=1752 F EXIT 5=1786 F EXIT 6=1747 F SP(8')= 2339 F SP(13')=2296 F SP(19')= 2131 F SP(27')= 793 F																					
SORBENT LBS/HR= 0 SORBENT VELOCITY= 0 FT/SEC SORBENT AIR FLOW= 0 SCFM (Ca)/(S)= 0.00 BASELINE																					
VALID DATA POINT # 16 ELAPSED TIME, MIN 6 RECORD ON TRK 0 FILE 73																					
773	16:13:50	74.3	12606	2268	2836	2664	2769	2812	0	13349	2268	0.46	2.05	1.15	0.18	1.06	1.2	40.0	17.6	270.0	0.0
											146						0.0	42.4	18.7	286.4	0.0
0.0	0.0	98.8		488	670	665	662	661	640		45						3.0	36.4	16.0	245.5	0.0
KTRON= 8000 SLEEVE #1 = 1.50 in SLEEVE #2 = -6.50 in SPREADER = 0.0 in OUT REG= 50 (CW)DEG IN REG = 30 (CW)DEG P WBOX= 4.30 in H20 FURNACE P= 0.22 in H20 COAL P= 2.50 in H20 MILL OUT= 152 F																					
T WB(in)= 491 F T WB(out)= 492 F SAMPLE= 1163 F EXIT 1=1673 F EXIT 2=1752 F EXIT 3=1786 F EXIT 4=1787 F EXIT 5=1794 F EXIT 6=1779 F SP(8')= 2393 F SP(13')=2323 F SP(19')= 2155 F SP(27')= 763 F																					
SORBENT LBS/HR= 0 SORBENT VELOCITY= 0 FT/SEC SORBENT AIR FLOW= 0 SCFM (Ca)/(S)= 0.00 LOW EXCESS AIR - 1.2%																					
VALID DATA POINT # 17 ELAPSED TIME, MIN 6 RECORD ON TRK 0 FILE 74																					
798	16:21:32	78.9	13387	2284	4147	4099	4076	4107	0	18713	2284	0.46	2.05	1.15	0.17	1.40	6.1	15.0	12.6	560.0	0.0
											147						0.0	21.1	17.8	789.3	0.0
0.0	0.0	98.8		479	638	633	631	630	619		45						3.0	18.1	15.2	676.5	0.0
KTRON= 8000 SLEEVE #1 = 1.50 in SLEEVE #2 = -6.50 in SPREADER = 0.0 in OUT REG= 50 (CW)DEG IN REG = 30 (CW)DEG P WBOX= 7.00 in H20 FURNACE P= 0.26 in H20 COAL P= 2.50 in H20 MILL OUT= 154 F																					
T WB(in)= 480 F T WB(out)= 481 F SAMPLE= 1240 F EXIT 1=1648 F EXIT 2=1707 F EXIT 3=1742 F EXIT 4=1730 F EXIT 5=1750 F EXIT 6=1721 F SP(8')= 2255 F SP(13')=2251 F SP(19')= 2110 F SP(27')= 666 F																					
SORBENT LBS/HR= 0 SORBENT VELOCITY= 0 FT/SEC SORBENT AIR FLOW= 0 SCFM (Ca)/(S)= 0.00 HIGH EXCESS AIR - 6.1%02																					
VALID DATA POINT # 18 ELAPSED TIME, MIN 5 RECORD ON TRK 0 FILE 75																					

DATE	: 02-18-86	NOZZL. DES.	: EXPANDED
SYSTEM	: LOWS-INS.	SEC. CONFGN	: ASP
BURNER	: XCL-80 MKB	SPREADER	: 30 DEG IMP
FUEL	: OHIO-PITTS	OIL CHECK	: 0.00

PT#	TIME	LOAD MBTU/HR CALC MEAS	TA SCFM	PRIM	V-2	V-3	V-4	V-5	V-6	TOTAL	PRIM FLOW SCFM TEMP (F) VELOCITY (FT/SEC)	PITOT1	PITOT2	PITOT3	SRP	SRT	O2	CO	CO2	NO	SO2
	OIL			FLOW SCFM								PRES (in H2O)			MEASURED		MEASURED				
(%)	LOAD			TEMP (F)													CORR TO 0% O2				
																	CORR TO 3% O2				
796	16:34:00	77.7	13197	2283	3765	3682	3733	3740	0	17204	2283	0.46	2.05	1.15	0.17	1.30	5.0	16.0	14.0	520.0	0.0
											146						0.0	21.0	18.4	682.5	0.0
0.0	0.0	98.8		477	617	612	611	610	597		45						3.0	18.0	15.8	585.0	0.0
KTRON= 8000 SLEEVE #1 = 1.50 in SLEEVE #2 = -6.50 in SPREADER = 0.0 in OUT REG= 50 (CW)DEG IN REG = 30 (CW)DEG P WBOX= 5.90 in H2O FURNACE P= 0.26 in H2O COAL P= 2.50 in H2O MILL OUT= 150 F																					
T WB(in)= 460 F T WB(out)= 460 F SAMPLE= 1217 F EXIT 1=1638 F EXIT 2=1700 F EXIT 3=1739 F EXIT 4=1731 F EXIT 5=1758 F EXIT 6=1719 F SP(8')= 2270 F SP(13')=2235 F SP(19')= 2090 F SP(27')= 666 F																					
SORBENT LBS/HR= 0 SORBENT VELOCITY= 0 FT/SEC SORBENT AIR FLOW= 0 SCFM (Ca)/(S)= 0.00 EXCESS AIR - 5.0%O2																					
VALID DATA POINT # 19 ELAPSED TIME, MIN 5 RECORD ON TRK 0 FILE 76																					
815	16:48:33	78.3	13299	2802	3248	3144	3200	3229	0	15623	2802	0.46	2.10	1.15	0.21	1.17	3.2	20.0	16.0	400.0	0.0
											147						0.0	23.6	18.9	471.9	0.0
0.0	0.0	98.8		418	640	635	633	632	613		55						3.0	20.2	16.2	404.5	0.0
KTRON= 8000 SLEEVE #1 = 1.50 in SLEEVE #2 = -6.50 in SPREADER = 0.0 in OUT REG= 50 (CW)DEG IN REG = 30 (CW)DEG P WBOX= 4.50 in H2O FURNACE P= 0.26 in H2O COAL P= 2.50 in H2O MILL OUT= 155 F																					
T WB(in)= 467 F T WB(out)= 467 F SAMPLE= 1203 F EXIT 1=1650 F EXIT 2=1713 F EXIT 3=1756 F EXIT 4=1744 F EXIT 5=1768 F EXIT 6=1743 F SP(8')= 2324 F SP(13')=2295 F SP(19')= 2128 F SP(27')= 799 F																					
SORBENT LBS/HR= 0 SORBENT VELOCITY= 0 FT/SEC SORBENT AIR FLOW= 0 SCFM (Ca)/(S)= 0.00 HIGH PRIMARY AIR																					
VALID DATA POINT # 20 ELAPSED TIME, MIN 5 RECORD ON TRK 0 FILE 77																					
822	16:56:28	76.5	12991	2409	3118	3007	3063	3101	0	14697	2409	0.50	1.80	0.95	0.19	1.13	2.5	25.0	16.8	220.0	0.0
											144						0.0	28.4	19.1	249.7	0.0
0.0	0.0	98.8		463	650	644	642	641	622		47						3.0	24.3	16.3	214.1	0.0
KTRON= 8000 SLEEVE #1 = 1.50 in SLEEVE #2 = -6.50 in SPREADER = 3.0 in OUT REG= 40 (CW)DEG IN REG = 30 (CW)DEG P WBOX= 4.60 in H2O FURNACE P= 0.26 in H2O COAL P= 2.50 in H2O MILL OUT= 148 F																					
T WB(in)= 483 F T WB(out)= 484 F SAMPLE= 1199 F EXIT 1=1739 F EXIT 2=1746 F EXIT 3=1750 F EXIT 4=1810 F EXIT 5=1761 F EXIT 6=1708 F SP(8')= 2313 F SP(13')=2291 F SP(19')= 2132 F SP(27')= 960 F																					
SORBENT LBS/HR= 0 SORBENT VELOCITY= 0 FT/SEC SORBENT AIR FLOW= 0 SCFM (Ca)/(S)= 0.00 SPREADER AND OUTER REGISTER ADJ.																					
VALID DATA POINT # 21 ELAPSED TIME, MIN 5 RECORD ON TRK 0 FILE 78																					

DATE	02-19-96	NOZZL. DES.	EXPANDED
SYSTEM	LWS-INS.	SEC. CONFGN	ASP
BURNER	XCL-80 MKB	SPREADER	20 DEG IMP
FUEL	OHIO-PITTS	OIL CHECK	0.48

PT#	TIME	LOAD OIL (%)	MBTU/HR CALC LOAD	MBTU/HR MEAS	TA SCFM	PRIM FLOW SCFM / TEMP (F) / VELOCITY (FT/SEC)	V-2	V-3	V-4	V-5	V-6	TOTAL	PITOT1 PRES (in H2O)	PITOT2	PITOT3	SRP MEASURED	SRT	O2	CO	CO2	NO	SO2
																				MEASURED CORR TO 0% O2		
																				CORR TO 3% O2		
218	10:35:53	79.3	13456		2271	2271	3344	3380	3365	3275	0	15635	0.75	1.95	1.10	0.17	1.16	3.0	18.0	15.2	350.0	0.0
						141												0.0	21.0	17.7	408.3	0.0
		0.0	0.0	96.3		44	564	665	661	661	660	607						3.0	18.0	15.2	350.0	0.0
KTRON= 7800 SLEEVE #1 = 3.00 in SLEEVE #2 = -6.50 in SPREADER = 0.0 in OUT REG= 40 (CW)DEG IN REG = 30 (CW)DEG P WBOX= 5.30 in H20 FURNACE P= 0.20 in H20 COAL P= 2.60 in H20 MILL OUT= 149 F																						
T WB(in)= 497 F T WB(out)= 497 F SAMPLE= 1140 F EXIT 1=1615 F EXIT 2=1683 F EXIT 3=1715 F EXIT 4=1687 F EXIT 5=1720 F EXIT 6=1697 F SP(8')= 2221 F SP(13')=2120 F SP(19')= 2023 F SP(27')= 1879 F																						
SORBENT LBS/HR= 0 SORBENT VELOCITY= 0 FT/SEC SORBENT AIR FLOW= 0 SCFM [Ca]/[S]= 0.00 BASELINE FULL LOAD																						
VALID DATA POINT # 1 ELAPSED TIME, MIN 6 RECORD ON TRK 0 FILE 79																						
237	10:49:37	80.4	13652		2229	2229	3375	3431	3392	3266	0	15693	0.75	1.95	1.10	0.16	1.15	2.8	22.0	15.6	265.0	0.0
						144												0.0	25.4	18.0	305.8	0.0
		0.0	0.0	96.3		44	571	670	667	665	664	609						3.0	21.8	15.4	262.1	0.0
KTRON= 7800 SLEEVE #1 = 3.00 in SLEEVE #2 = -6.50 in SPREADER = 1.5 in OUT REG= 40 (CW)DEG IN REG = 30 (CW)DEG P WBOX= 5.30 in H20 FURNACE P= 0.20 in H20 COAL P= 2.60 in H20 MILL OUT= 157 F																						
T WB(in)= 499 F T WB(out)= 500 F SAMPLE= 1151 F EXIT 1=1649 F EXIT 2=1716 F EXIT 3=1720 F EXIT 4=1729 F EXIT 5=1736 F EXIT 6=1719 F SP(8')= 2242 F SP(13')=2144 F SP(19')= 2042 F SP(27')= 1707 F																						
SORBENT LBS/HR= 0 SORBENT VELOCITY= 0 FT/SEC SORBENT AIR FLOW= 0 SCFM [Ca]/[S]= 0.00 IMPELLER ADJ.																						
VALID DATA POINT # 2 ELAPSED TIME, MIN 6 RECORD ON TRK 0 FILE 80																						
262	11:06:28	81.0	13746		2239	2239	3421	3410	3388	3343	0	15801	0.75	1.95	1.10	0.16	1.15	2.8	22.0	16.4	170.0	0.0
						144												0.0	25.4	18.9	196.2	0.0
		0.0	0.0	96.3		44	562	665	661	660	659	607						3.0	21.8	16.2	168.1	0.0
KTRON= 7800 SLEEVE #1 = 3.00 in SLEEVE #2 = -6.50 in SPREADER = 3.0 in OUT REG= 40 (CW)DEG IN REG = 30 (CW)DEG P WBOX= 5.30 in H20 FURNACE P= 0.20 in H20 COAL P= 2.60 in H20 MILL OUT= 152 F																						
T WB(in)= 498 F T WB(out)= 498 F SAMPLE= 1173 F EXIT 1=1671 F EXIT 2=1747 F EXIT 3=1750 F EXIT 4=1757 F EXIT 5=1750 F EXIT 6=1739 F SP(8')= 2227 F SP(13')=2144 F SP(19')= 2041 F SP(27')= 1550 F																						
SORBENT LBS/HR= 0 SORBENT VELOCITY= 0 FT/SEC SORBENT AIR FLOW= 0 SCFM [Ca]/[S]= 0.00 IMPELLER ADJ.																						
VALID DATA POINT # 3 ELAPSED TIME, MIN 5 RECORD ON TRK 0 FILE 81																						
275	11:15:51	80.2	13605		2284	2284	3433	3500	3446	3319	0	15982	0.75	1.95	1.10	0.17	1.17	3.2	17.0	16.0	390.0	0.0
						143												0.0	20.1	18.9	460.1	0.0
		0.0	0.0	96.3		45	561	668	663	661	661	608						3.0	17.2	16.2	394.4	0.0
KTRON= 7800 SLEEVE #1 = 3.00 in SLEEVE #2 = -6.50 in SPREADER = 0.0 in OUT REG= 40 (CW)DEG IN REG = 30 (CW)DEG P WBOX= 5.30 in H20 FURNACE P= 0.20 in H20 COAL P= 2.60 in H20 MILL OUT= 156 F																						
T WB(in)= 495 F T WB(out)= 495 F SAMPLE= 1151 F EXIT 1=1626 F EXIT 2=1705 F EXIT 3=1742 F EXIT 4=1728 F EXIT 5=1758 F EXIT 6=1726 F SP(8')= 2251 F SP(13')=2148 F SP(19')= 2042 F SP(27')= 1390 F																						
SORBENT LBS/HR= 0 SORBENT VELOCITY= 0 FT/SEC SORBENT AIR FLOW= 0 SCFM [Ca]/[S]= 0.00 BASELINE																						
VALID DATA POINT # 4 ELAPSED TIME, MIN 5 RECORD ON TRK 0 FILE 82																						
299	11:30:43	79.1	13433		2272	2272	3327	3376	3332	3218	0	15524	0.75	1.95	1.10	0.17	1.16	2.9	18.0	16.4	420.0	0.0
						146												0.0	20.9	19.0	487.3	0.0
		0.0	0.0	96.3		45	556	670	666	664	663	598						3.0	17.9	16.3	417.7	0.0
KTRON= 7800 SLEEVE #1 = 3.00 in SLEEVE #2 = -6.50 in SPREADER = -1.5 in OUT REG= 40 (CW)DEG IN REG = 30 (CW)DEG P WBOX= 5.30 in H20 FURNACE P= 0.20 in H20 COAL P= 3.10 in H20 MILL OUT= 153 F																						
T WB(in)= 489 F T WB(out)= 489 F SAMPLE= 1144 F EXIT 1=1640 F EXIT 2=1717 F EXIT 3=1736 F EXIT 4=1714 F EXIT 5=1747 F EXIT 6=1712 F SP(8')= 2259 F SP(13')=2135 F SP(19')= 2027 F SP(27')= 1371 F																						
SORBENT LBS/HR= 0 SORBENT VELOCITY= 0 FT/SEC SORBENT AIR FLOW= 0 SCFM [Ca]/[S]= 0.00 IMPELLER ADJ.																						
VALID DATA POINT # 5 ELAPSED TIME, MIN 5 RECORD ON TRK 0 FILE 83																						
327	11:49:07	78.3	13295		2220	2220	3302	3361	3341	3225	0	15448	0.75	1.95	1.10	0.17	1.16	3.0	20.0	16.4	530.0	0.0
						146												0.0	23.3	19.1	618.3	0.0
		0.0	0.0	96.3		44	577	646	643	642	642	591						3.0	20.0	16.4	530.0	0.0
KTRON= 7800 SLEEVE #1 = 3.00 in SLEEVE #2 = -6.50 in SPREADER = -3.0 in OUT REG= 40 (CW)DEG IN REG = 30 (CW)DEG P WBOX= 5.30 in H20 FURNACE P= 0.20 in H20 COAL P= 3.50 in H20 MILL OUT= 154 F																						
T WB(in)= 482 F T WB(out)= 482 F SAMPLE= 1143 F EXIT 1=1651 F EXIT 2=1710 F EXIT 3=1723 F EXIT 4=1703 F EXIT 5=1727 F EXIT 6=1710 F SP(8')= 2249 F SP(13')=2142 F SP(19')= 2037 F SP(27')= 1368 F																						
SORBENT LBS/HR= 0 SORBENT VELOCITY= 0 FT/SEC SORBENT AIR FLOW= 0 SCFM [Ca]/[S]= 0.00 IMPELLER ADJ.																						
VALID DATA POINT # 6 ELAPSED TIME, MIN 5 RECORD ON TRK 0 FILE 84																						

DATE	02-19-86	NOZ'L. DES.	EXPANDED
SYSTEM	LWS-ING.	SEC. CONFGN	ASP
BURNER	XCL-60 MKII	SPREADER	20 DEG IMP
FUEL	OHIO-PITTS	OIL CHECK	0.48

PT#	TIME	LOAD OIL (%)	MBTU/HR CALC LOAD	MBTU/HR MEAS LOAD	TA SCFM	PRIM FLOW SCFM TEMP (F) VELOCITY (FT/SEC)	V-2	V-3	V-4	V-5	V-6	TOTAL	PITOT1 PRES (in H2O)	PITOT2	PITOT3	SRP MEASURED	SRT	O2 MEASURED CORR TO 0% O2 CORR TO 3% O2	CO	CO2	NO	SO2
345	12:00:08	78.6	13341		2153	2153	3338	3333	3356	3239	0	15419	0.75	1.95	1.10	0.16	1.16	2.9	28.0	16.2	520.0	0.0
						147												0.0	23.2	18.8	603.3	0.0
0.0	0.0	96.3			585	43	651	648	645	644	592							3.0	19.9	16.1	517.1	0.0

KTRON= 7800 SLEEVE #1 = 3.00 in SLEEVE #2 = -6.50 in SPREADER = -5.0 in OUT REG= 40 (CW)DEG IN REG = 30 (CW)DEG P WBOX= 5.20 in H2O FURNACE P= 0.20 in H2O COAL P= 3.80 in H2O MILL OUT= 158 F
T WB(in)= 486 F T WB(out)= 486 F SAMPLE= 1150 F EXIT 1=1669 F EXIT 2=1729 F EXIT 3=1743 F EXIT 4=1714 F EXIT 5=1748 F EXIT 6=1725 F SP(8')= 2270 F SP(13')=2143 F SP(19')= 2036 F SP(27')= 1373 F
SORBENT LBS/HR= 0 SORBENT VELOCITY= 0 FT/SEC SORBENT AIR FLOW= 0 SCFM (Ca)/(S)= 0.00 IMPELLER ADJ.
VALID DATA POINT # 7 ELAPSED TIME, MIN 7 RECORD ON TRK 0 FILE 85

479	13:23:27	80.9	13738		2298	2298	3384	3426	3407	3277	0	15792	0.75	1.95	1.10	0.17	1.15	2.8	23.0	16.2	315.0	0.0
						146												0.0	26.5	18.7	363.5	0.0
0.0	0.0	93.8			531	45	649	645	648	649	594							3.0	22.7	16.0	311.5	0.0

KTRON= 7600 SLEEVE #1 = 3.00 in SLEEVE #2 = -6.50 in SPREADER = 0.0 in OUT REG= 40 (CW)DEG IN REG = 30 (CW)DEG P WBOX= 5.20 in H2O FURNACE P= 0.20 in H2O COAL P= 2.60 in H2O MILL OUT= 151 F
T WB(in)= 485 F T WB(out)= 485 F SAMPLE= 1135 F EXIT 1=1651 F EXIT 2=1734 F EXIT 3=1755 F EXIT 4=1718 F EXIT 5=1759 F EXIT 6=1738 F SP(8')= 2308 F SP(13')=2204 F SP(19')= 2115 F SP(27')= 2017 F
SORBENT LBS/HR= 0 SORBENT VELOCITY= 0 FT/SEC SORBENT AIR FLOW= 0 SCFM (Ca)/(S)= 0.00 BASELINE
VALID DATA POINT # 8 ELAPSED TIME, MIN 6 RECORD ON TRK 0 FILE 86

506	13:44:55	79.9	13567		2318	2318	3338	3376	3340	3224	0	15595	0.53	2.05	1.10	0.17	1.15	2.8	34.0	16.4	240.0	0.0
						148												0.0	39.2	18.9	276.9	0.0
0.0	0.0	93.8			527	46	653	650	652	653	591							3.0	33.6	16.2	237.4	0.0

KTRON= 7600 SLEEVE #1 = 3.00 in SLEEVE #2 = -6.50 in SPREADER = 0.0 in OUT REG= 50 (CW)DEG IN REG = 30 (CW)DEG P WBOX= 4.20 in H2O FURNACE P= 0.20 in H2O COAL P= 2.70 in H2O MILL OUT= 156 F
T WB(in)= 484 F T WB(out)= 484 F SAMPLE= 1130 F EXIT 1=1683 F EXIT 2=1754 F EXIT 3=1759 F EXIT 4=1737 F EXIT 5=1753 F EXIT 6=1726 F SP(8')= 2246 F SP(13')=2184 F SP(19')= 2086 F SP(27')= 1820 F
SORBENT LBS/HR= 0 SORBENT VELOCITY= 0 FT/SEC SORBENT AIR FLOW= 0 SCFM (Ca)/(S)= 0.00 OUTER REGISTER ADJ.
VALID DATA POINT # 9 ELAPSED TIME, MIN 5 RECORD ON TRK 0 FILE 87

529	14:01:36	80.4	13648		2305	2305	3386	3382	3343	3274	0	15689	0.92	1.62	1.05	0.17	1.15	2.8	30.0	16.0	400.0	0.0
						151												0.0	34.6	18.5	461.5	0.0
0.0	0.0	93.8			526	46	648	645	648	649	598							3.0	29.7	15.8	395.6	0.0

KTRON= 7600 SLEEVE #1 = 3.00 in SLEEVE #2 = -6.50 in SPREADER = 0.0 in OUT REG= 30 (CW)DEG IN REG = 30 (CW)DEG P WBOX= 6.90 in H2O FURNACE P= 0.20 in H2O COAL P= 2.70 in H2O MILL OUT= 161 F
T WB(in)= 496 F T WB(out)= 496 F SAMPLE= 1133 F EXIT 1=1661 F EXIT 2=1725 F EXIT 3=1741 F EXIT 4=1728 F EXIT 5=1748 F EXIT 6=1707 F SP(8')= 2300 F SP(13')=2175 F SP(19')= 2098 F SP(27')= 1573 F
SORBENT LBS/HR= 0 SORBENT VELOCITY= 0 FT/SEC SORBENT AIR FLOW= 0 SCFM (Ca)/(S)= 0.00 OUTER REGISTER ADJ.
VALID DATA POINT # 10 ELAPSED TIME, MIN 6 RECORD ON TRK 0 FILE 88

575	14:29:49	80.5	13666		2290	2290	3340	3418	3363	3298	0	15709	0.60	2.15	1.10	0.17	1.15	2.8	40.0	16.8	240.0	0.0
						153												0.0	46.2	18.5	276.9	0.0
0.0	0.0	91.3			531	46	650	645	648	649	593							3.0	39.6	15.8	237.4	0.0

KTRON= 7400 SLEEVE #1 = 3.00 in SLEEVE #2 = -6.50 in SPREADER = 0.0 in OUT REG= 40 (CW)DEG IN REG = 20 (CW)DEG P WBOX= 6.80 in H2O FURNACE P= 0.20 in H2O COAL P= 2.70 in H2O MILL OUT= 163 F
T WB(in)= 490 F T WB(out)= 491 F SAMPLE= 1132 F EXIT 1=1680 F EXIT 2=1728 F EXIT 3=1735 F EXIT 4=1726 F EXIT 5=1734 F EXIT 6=1715 F SP(8')= 2258 F SP(13')=2203 F SP(19')= 2156 F SP(27')= 1560 F
SORBENT LBS/HR= 0 SORBENT VELOCITY= 0 FT/SEC SORBENT AIR FLOW= 0 SCFM (Ca)/(S)= 0.00 INNER REGISTER ADJ.
VALID DATA POINT # 11 ELAPSED TIME, MIN 6 RECORD ON TRK 0 FILE 89

597	14:52:38	78.0	13243		2324	2324	3278	3329	3280	3178	0	15388	0.75	1.70	1.00	0.18	1.16	3.0	30.0	16.0	370.0	0.0
						151												0.0	35.0	18.7	431.7	0.0
0.0	0.0	91.3			519	46	651	647	649	649	593							3.0	30.0	16.0	370.0	0.0

KTRON= 7400 SLEEVE #1 = 3.00 in SLEEVE #2 = -6.50 in SPREADER = 0.0 in OUT REG= 40 (CW)DEG IN REG = 35 (CW)DEG P WBOX= 4.60 in H2O FURNACE P= 0.20 in H2O COAL P= 2.70 in H2O MILL OUT= 159 F
T WB(in)= 493 F T WB(out)= 493 F SAMPLE= 1124 F EXIT 1=1645 F EXIT 2=1721 F EXIT 3=1736 F EXIT 4=1704 F EXIT 5=1734 F EXIT 6=1712 F SP(8')= 2278 F SP(13')=2150 F SP(19')= 2096 F SP(27')= 1436 F
SORBENT LBS/HR= 0 SORBENT VELOCITY= 0 FT/SEC SORBENT AIR FLOW= 0 SCFM (Ca)/(S)= 0.00 INNER REGISTER ADJ.
VALID DATA POINT # 12 ELAPSED TIME, MIN 5 RECORD ON TRK 0 FILE 90

DATE	02-19-86	NOZZL. DES.	EXPANDED
SYSTEM	LWS-INS.	SEC. CONFGN	ASP
BURNER	XCL-80 MKB	SPREADER	20 DEG IMP
FUEL	OHIO-PITTB	OIL CHECK	0.48

PT#	TIME	LOAD OIL (%)	MBTU/HR CALC LOAD	MBTU/HR MEAS LOAD	TA SCFM	PRIM FLOW SCFM TEMP (F) VELOCITY (FT/SEC)	V-2	V-3	V-4	V-5	V-6	TOTAL	PITOT1 PRES (in H2O)	PITOT2	PITOT3	SRP MEASURED	SRT	O2 MEASURED CORR TO 0% O2 CORR TO 3% O2	CO	CO2	NO	SO2
625	15:13:06	79.6			13518	2315	3316	3364	3356	3188	0	15539	2315					2.8	40.0	16.4	290.0	0.0
						153							0.65	2.08	1.17	0.17	1.15	0.0	46.2	18.9	334.6	0.0
						46												3.0	39.6	16.2	286.8	0.0
						527	652	649	650	650	593											

KTRON= 7400 SLEEVE #1 = 1.50 in SLEEVE #2 = -6.50 in SPREADER = 0.0 in OUT REG= 40 (CW)DEG IN REG = 30 (CW)DEG P WBOX= 5.50 in H2O FURNACE P= 0.20 in H2O COAL P= 2.70 in H2O MILL OUT= 163 F
T WB(in)= 489 F T WB(out)= 489 F SAMPLE= 1118 F EXIT 1=1639 F EXIT 2=1724 F EXIT 3=1728 F EXIT 4=1714 F EXIT 5=1733 F EXIT 6=1716 F SP(8')= 2273 F SP(13')=2180 F SP(19')= 2127 F SP(27')= 1840 F
SORBENT LBS/HR= 0 SORBENT VELOCITY= 0 FT/SEC SORBENT AIR FLOW= 0 SCFM (Ca)/(S)= 0.00 INNER SLEEVE ADJ.
VALID DATA POINT # 13 ELAPSED TIME, MIN 7 RECORD ON TRK 0 FILE 91

635	15:24:30	80.0			13576	2339	3357	3423	3378	3278	0	15775	2339					3.0	40.0	16.0	290.0	0.0
						153							0.50	2.30	1.25	0.17	1.16	0.0	46.7	18.7	338.3	0.0
						47												3.0	40.0	16.0	290.0	0.0
						520	650	648	650	650	588											

KTRON= 7400 SLEEVE #1 = 1.50 in SLEEVE #2 = -6.50 in SPREADER = 0.0 in OUT REG= 50 (CW)DEG IN REG = 30 (CW)DEG P WBOX= 4.90 in H2O FURNACE P= 0.20 in H2O COAL P= 2.70 in H2O MILL OUT= 165 F
T WB(in)= 487 F T WB(out)= 487 F SAMPLE= 1119 F EXIT 1=1649 F EXIT 2=1720 F EXIT 3=1730 F EXIT 4=1693 F EXIT 5=1743 F EXIT 6=1718 F SP(8')= 2259 F SP(13')=2191 F SP(19')= 2128 F SP(27')= 0 F
SORBENT LBS/HR= 0 SORBENT VELOCITY= 0 FT/SEC SORBENT AIR FLOW= 0 SCFM (Ca)/(S)= 0.00 BASELINE FULL LOAD
VALID DATA POINT # 14 ELAPSED TIME, MIN 8 RECORD ON TRK 0 FILE 92

660	15:40:02	76.4			12976	2338	3378	3485	3439	3303	0	15944	2338					4.0	20.0	15.0	300.0	0.0
						150							0.60	2.40	1.25	0.18	1.23	0.0	24.7	18.5	370.6	0.0
						46												3.0	21.2	15.9	317.6	0.0
						521	651	649	649	649	587											

KTRON= 7400 SLEEVE #1 = 1.50 in SLEEVE #2 = -6.50 in SPREADER = 0.0 in OUT REG= 50 (CW)DEG IN REG = 30 (CW)DEG P WBOX= 4.90 in H2O FURNACE P= 0.20 in H2O COAL P= 2.70 in H2O MILL OUT= 161 F
T WB(in)= 491 F T WB(out)= 492 F SAMPLE= 1127 F EXIT 1=1636 F EXIT 2=1709 F EXIT 3=1723 F EXIT 4=1680 F EXIT 5=1745 F EXIT 6=1707 F SP(8')= 2235 F SP(13')=2167 F SP(19')= 2091 F SP(27')= 0 F
SORBENT LBS/HR= 0 SORBENT VELOCITY= 0 FT/SEC SORBENT AIR FLOW= 0 SCFM (Ca)/(S)= 0.00 EXCESS AIR - 4%O2
VALID DATA POINT # 15 ELAPSED TIME, MIN 4 RECORD ON TRK 0 FILE 94

674	15:58:45	77.9			13228	2344	3364	3448	3360	3282	0	15799	2344					3.5	25.0	15.6	250.0	0.0
						150							0.60	2.40	1.25	0.18	1.19	0.0	30.0	18.7	300.0	0.0
						47												3.0	25.7	16.0	257.1	0.0
						525	651	649	650	651	586											

KTRON= 7400 SLEEVE #1 = 1.50 in SLEEVE #2 = -6.50 in SPREADER = 0.0 in OUT REG= 50 (CW)DEG IN REG = 30 (CW)DEG P WBOX= 4.90 in H2O FURNACE P= 0.20 in H2O COAL P= 2.70 in H2O MILL OUT= 161 F
T WB(in)= 487 F T WB(out)= 488 F SAMPLE= 1120 F EXIT 1=1684 F EXIT 2=1732 F EXIT 3=1719 F EXIT 4=1705 F EXIT 5=1700 F EXIT 6=1697 F SP(8')= 2202 F SP(13')=2136 F SP(19')= 2079 F SP(27')= 0 F
SORBENT LBS/HR= 0 SORBENT VELOCITY= 0 FT/SEC SORBENT AIR FLOW= 0 SCFM (Ca)/(S)= 0.00 EXCESS AIR - 3.5%O2
VALID DATA POINT # 16 ELAPSED TIME, MIN 5 RECORD ON TRK 0 FILE 95

700	16:09:48	76.4			12967	2345	3054	3030	3048	2965	0	14442	2345					2.2	30.0	15.9	210.0	0.0
						149							0.45	1.90	1.05	0.18	1.11	0.0	33.5	17.8	234.6	0.0
						46												3.0	28.7	15.2	201.1	0.0
						518	655	653	654	653	585											

KTRON= 7400 SLEEVE #1 = 1.50 in SLEEVE #2 = -6.50 in SPREADER = 0.0 in OUT REG= 50 (CW)DEG IN REG = 30 (CW)DEG P WBOX= 4.00 in H2O FURNACE P= 0.18 in H2O COAL P= 2.70 in H2O MILL OUT= 157 F
T WB(in)= 488 F T WB(out)= 488 F SAMPLE= 1090 F EXIT 1=1689 F EXIT 2=1757 F EXIT 3=1741 F EXIT 4=1710 F EXIT 5=1713 F EXIT 6=1706 F SP(8')= 2198 F SP(13')=2144 F SP(19')= 2084 F SP(27')= 0 F
SORBENT LBS/HR= 0 SORBENT VELOCITY= 0 FT/SEC SORBENT AIR FLOW= 0 SCFM (Ca)/(S)= 0.00 EXCESS AIR
VALID DATA POINT # 17 ELAPSED TIME, MIN 8 RECORD ON TRK 0 FILE 96

722	16:24:40	80.9			13724	2318	3928	4030	3941	3786	0	18003	2318					5.1	12.0	13.8	305.0	0.0
						147							0.70	3.00	1.55	0.17	1.31	0.0	15.8	18.2	402.8	0.0
						46												3.0	13.6	15.6	345.3	0.0
						519	644	641	641	641	584											

KTRON= 7400 SLEEVE #1 = 1.50 in SLEEVE #2 = -6.50 in SPREADER = 0.0 in OUT REG= 50 (CW)DEG IN REG = 30 (CW)DFG P WBOX= 6.50 in H2O FURNACE P= 0.26 in H2O COAL P= 2.70 in H2O MILL OUT= 155 F
T WB(in)= 491 F T WB(out)= 492 F SAMPLE= 1130 F EXIT 1=1638 F EXIT 2=1693 F EXIT 3=1702 F EXIT 4=1663 F EXIT 5=1692 F EXIT 6=1672 F SP(8')= 2172 F SP(13')=2120 F SP(19')= 2038 F SP(27')= 0 F
SORBENT LBS/HR= 0 SORBENT VELOCITY= 0 FT/SEC SORBENT AIR FLOW= 0 SCFM (Ca)/(S)= 0.00 EXCESS AIR
VALID DATA POINT # 18 ELAPSED TIME, MIN 7 RECORD ON TRK 0 FILE 97

DATE	02-19-86	NOZZL. DES.	EXPANDED
SYSTEM	LWS-INS.	SEC. CONFGN	ASP
BURNER	XCL-80 MKII	SPREADER	20 DEG IMP
FUEL	OHIO-PITTS	OIL CHECK	0.48

PT#	TIME	LOAD MBTU/HR	TA	PRIM	V-2	V-3	V-4	V-5	V-6	TOTAL	PRIM	PITOT1	PITOT2	PITOT3	SRP	SRT	O2	CO	CO2	NO	SO2
							FLOW SCFM				FLOW SCFM		PRES (in H2O)			MEASURED			MEASURED		
OIL (%)	LOAD	CALC MEAS	SCFM				TEMP (F)				TEMP (F) VELOCITY (FT/SEC)								CORR TO 0% O2 CORR TO 3% O2		
743	16:40:48	77.4	13135	2776	3102	3128	3149	3025	0	15180	2776	0.40	1.85	1.00	0.21	1.16	2.9	30.0	16.0	240.0	0.0
											140						0.0	34.8	18.6	278.5	0.0
0.0	0.0	91.3		454	652	649	652	653	583		54						3.0	29.8	15.9	238.7	0.0

KTRON= 7400 SLEEVE #1 = 1.50 in SLEEVE #2 = -6.50 in SPREADER = 0.0 in OUT REG= 50 (CW)DEG IN REG = 30 (CW)DEG P WBOX= 4.20 in H2O FURNACE P= 0.26 in H2O COAL P= 2.70 in H2O MILL OUT= 148 F
T WB(in)= 487 F T WB(out)= 487 F SAMPLE= 1097 F EXIT 1=1681 F EXIT 2=1727 F EXIT 3=1714 F EXIT 4=1707 F EXIT 5=1711 F EXIT 6=1707 F SP(8')= 2187 F SP(13')=2155 F SP(19')= 2061 F SP(27')= 0 F
SORBENT LBS/HR= 0 SORBENT VELOCITY= 0 FT/SEC SORBENT AIR FLOW= 0 SCFM [Ca]/[S]= 0.00 HIGH P.A.
VALID DATA POINT # 19 ELAPSED TIME, MIN 6 RECORD ON TRK 0 FILE 98

746	16:44:09	75.7	12845	2444	3132	3163	3167	3019	0	14925	2444	0.40	1.85	1.00	0.19	1.16	3.0	25.0	16.0	230.0	0.0
											143						0.0	29.2	18.7	268.3	0.0
0.0	0.0	91.3		498	653	650	653	654	584		48						3.0	25.0	16.0	230.0	0.0

KTRON= 7400 SLEEVE #1 = 1.50 in SLEEVE #2 = -6.50 in SPREADER = 0.0 in OUT REG= 50 (CW)DEG IN REG = 30 (CW)DEG P WBOX= 4.20 in H2O FURNACE P= 0.26 in H2O COAL P= 2.70 in H2O MILL OUT= 153 F
T WB(in)= 487 F T WB(out)= 488 F SAMPLE= 1096 F EXIT 1=1675 F EXIT 2=1723 F EXIT 3=1713 F EXIT 4=1688 F EXIT 5=1679 F EXIT 6=1691 F SP(8')= 2180 F SP(13')=2138 F SP(19')= 2059 F SP(27')= 0 F
SORBENT LBS/HR= 0 SORBENT VELOCITY= 0 FT/SEC SORBENT AIR FLOW= 0 SCFM [Ca]/[S]= 0.00 BASELINE
VALID DATA POINT # 20 ELAPSED TIME, MIN 2 RECORD ON TRK 0 FILE 99

763	16:55:15	78.1	13259	1914	3362	3461	3399	3270	0	15406	1914	0.40	1.85	1.00	0.14	1.16	3.0	30.0	16.4	215.0	0.0
											143						0.6	35.0	19.1	250.8	0.0
0.0	0.0	91.3		564	652	650	653	654	585		38						3.0	30.0	16.4	215.0	0.0

KTRON= 7400 SLEEVE #1 = 1.50 in SLEEVE #2 = -6.50 in SPREADER = 0.0 in OUT REG= 50 (CW)DEG IN REG = 30 (CW)DEG P WBOX= 4.20 in H2O FURNACE P= 0.26 in H2O COAL P= 2.70 in H2O MILL OUT= 147 F
T WB(in)= 488 F T WB(out)= 488 F SAMPLE= 1089 F EXIT 1=1649 F EXIT 2=1707 F EXIT 3=1705 F EXIT 4=1671 F EXIT 5=1700 F EXIT 6=1680 F SP(8')= 2184 F SP(13')=2138 F SP(19')= 2026 F SP(27')= 0 F
SORBENT LBS/HR= 0 SORBENT VELOCITY= 0 FT/SEC SORBENT AIR FLOW= 0 SCFM [Ca]/[S]= 0.00 LOW P.A.
VALID DATA POINT # 21 ELAPSED TIME, MIN 5 RECORD ON TRK 0 FILE 100

DATE	02-24-86	NOZZL.DES.	BASELINE
SYSTEM	LOWS-INS.	SEC.CONFGN	ASP
BURNER	XCL-80 MKB	SPREADER	30 DEG IMP
FUEL	OHIO-PITTS	OIL CHECK	2.1.6

PT#	TIME	LOAD MBTU/HR CALC MEAS	TA SCFM	PRIM	V-2	V-3	V-4	V-5	V-6	TOTAL	PRIM FLOW SCFM TEMP (F) VELOCITY (FT/SEC)	PITOT1	PITOT2	PITOT3	SRP	SRT	O2	CO	CO2	NO	SO2
	OIL						FLOW SCFM					PRES (in H2O)			MEASURED		MEASURED				
(%)	LOAD						TEMP (F)										CORR TO 0% O2				
																	CORR TO 3% O2				
406	12:04:40	79.1	13427	2346	3362	3300	3338	3255	0	15602	2346	0.63	2.25	1.07	0.17	1.16	3.0	26.0	15.6	365.0	0.0
											150						0.0	30.3	18.2	425.8	0.0
0.0	0.0	92.6		413	645	642	640	639	586		65						3.0	26.0	15.6	365.0	0.0

KTRON= 7500 SLEEVE #1 = 3.00 in SLEEVE #2 = -6.50 in SPREADER = 0.0 in OUT REG= 45 (CW)DEG IN REG = 30 (CW)DEG P WBOX= 1.70 in H2O FURNACE P= 0.18 in H2O COAL P= 4.00 in H2O MILL OUT= 150 F
T WB(in)= 521 F T WB(out)= 522 F SAMPLE= 1115 F EXIT 1=1669 F EXIT 2=1628 F EXIT 3=1679 F EXIT 4=1685 F EXIT 5=1638 F EXIT 6=1685 F SP(8')= 2180 F SP(13')=2092 F SP(19')= 1988 F SP(27')= 143 F
SORBENT LBS/HR= 0 SORBENT VELOCITY= 0 FT/SEC SORBENT AIR FLOW= 0 SCFM (Ca)/(S)= 0.00 BASELINE FULL LOAD
VALID DATA POINT # 1 ELAPSED TIME, MIN 7 RECORD ON TRK 0 FILE 101

429	12:21:06	79.9	13565	2391	3377	3320	3348	3241	0	15677	2391	0.63	2.25	1.07	0.18	1.16	2.9	26.0	16.0	325.0	0.0
											149						0.0	30.2	18.6	377.1	0.0
0.0	0.0	92.6		409	645	641	639	638	583		67						3.0	25.9	15.9	323.2	0.0

KTRON= 7500 SLEEVE #1 = 3.00 in SLEEVE #2 = -6.50 in SPREADER = 1.5 in OUT REG= 45 (CW)DEG IN REG = 30 (CW)DEG P WBOX= 1.70 in H2O FURNACE P= 0.18 in H2O COAL P= 3.40 in H2O MILL OUT= 150 F
T WB(in)= 521 F T WB(out)= 521 F SAMPLE= 1122 F EXIT 1=1682 F EXIT 2=1656 F EXIT 3=1678 F EXIT 4=1703 F EXIT 5=1680 F EXIT 6=1694 F SP(8')= 2209 F SP(13')=2111 F SP(19')= 2029 F SP(27')= 154 F
SORBENT LBS/HR= 0 SORBENT VELOCITY= 0 FT/SEC SORBENT AIR FLOW= 0 SCFM (Ca)/(S)= 0.00 IMPELLER ADJ.
VALID DATA POINT # 2 ELAPSED TIME, MIN 7 RECORD ON TRK 0 FILE 102

474	12:48:22	78.0	13240	2410	3322	3240	3252	3245	0	15469	2410	0.63	2.25	1.07	0.18	1.17	3.1	25.0	15.4	250.0	2580.0
											149						0.0	29.3	18.1	293.3	3026.8
0.0	0.0	92.6		413	645	642	641	639	584		67						3.0	25.1	15.5	251.4	2594.4

KTRON= 7500 SLEEVE #1 = 3.00 in SLEEVE #2 = -6.50 in SPREADER = 3.0 in OUT REG= 45 (CW)DEG IN REG = 30 (CW)DEG P WBOX= 1.70 in H2O FURNACE P= 0.18 in H2O COAL P= 3.20 in H2O MILL OUT= 149 F
T WB(in)= 520 F T WB(out)= 520 F SAMPLE= 1125 F EXIT 1=1679 F EXIT 2=1664 F EXIT 3=1685 F EXIT 4=1707 F EXIT 5=1680 F EXIT 6=1694 F SP(8')= 2231 F SP(13')=2113 F SP(19')= 2039 F SP(27')= 198 F
SORBENT LBS/HR= 0 SORBENT VELOCITY= 0 FT/SEC SORBENT AIR FLOW= 0 SCFM (Ca)/(S)= 0.00 IMPELLER ADJ.
VALID DATA POINT # 3 ELAPSED TIME, MIN 7 RECORD ON TRK 0 FILE 103

647	14:54:45	59.4	10089	2394	2416	2244	2357	2312	0	11723	2394	0.60	1.10	0.55	0.24	1.16	3.0	90.0	15.8	240.0	2640.0
											155						0.0	105.0	18.4	280.0	3080.0
0.0	0.0	74.1		419	665	663	661	660	575		67						3.0	90.0	15.8	240.0	2640.0

KTRON= 6000 SLEEVE #1 = 4.00 in SLEEVE #2 = -2.50 in SPREADER = 0.0 in OUT REG= 45 (CW)DEG IN REG = 90 (CW)DEG P WBOX= 0.50 in H2O FURNACE P= 0.07 in H2O COAL P= 4.10 in H2O MILL OUT= 158 F
T WB(in)= 510 F T WB(out)= 510 F SAMPLE= 999 F EXIT 1=1563 F EXIT 2=1510 F EXIT 3=1589 F EXIT 4=1585 F EXIT 5=1580 F EXIT 6=1600 F SP(8')= 2025 F SP(13')=1937 F SP(19')= 1857 F SP(27')= 421 F
SORBENT LBS/HR= 0 SORBENT VELOCITY= 0 FT/SEC SORBENT AIR FLOW= 0 SCFM (Ca)/(S)= 0.00 INNER REGISTER WIDE OPEN-LOW LOAD
VALID DATA POINT # 4 ELAPSED TIME, MIN 6 RECORD ON TRK 0 FILE 104

DATE : 02-25-96 | NOZ'L. DES. : BASELINE
SYSTEM : LWS-INS. | SEC. CONFGN : ASP
BURNER : XCL-80 MKII | SPREADER : 30 DEG IMP
FUEL : OHIO-PITTS | OIL CHECK : -0.72

PT#	TIME	LOAD OIL (%)	MBTU/HR CALC LOAD	MEAS	TA SCFM	PRIM FLOW SCFM TEMP (F) VELOCITY (FT/SEC)	V-2	V-3	V-4	V-5	V-6	TOTAL	PRIM FLOW SCFM TEMP (F) VELOCITY (FT/SEC)	PITOT1 PRES (in H20)	PITOT2	PITOT3	SRP MEASURED	SRT	O2	CO	CO2 MEASURED CORR TO 0% O2 CORR TO 3% O2	NO	SO2
235	10:00:21	76.6	13009		2234	3276	3239	3287	3246	0	15282	2234	0.56	2.30	1.00	0.17	1.17	3.2	25.0	15.4	380.0	2460.0
												153						0.0	29.5	18.2	448.3	2902.2
	0.0	0.0	93.8		515	660	657	656	656	600		63						3.0	25.3	15.6	384.3	2487.6
KTRON= 7600 SLEEVE #1 = 3.00 in SLEEVE #2 = -6.50 in SPREADER = 0.0 in OUT REG= 45 (CW)DEG IN REG = 30 (CW)DEG P WBOX= 4.10 in H20 FURNACE P= 0.15 in H20 COAL P= 3.70 in H20 MILL OUT= 158 F																						
T WB(in)= 486 F T WB(out)= 487 F SAMPLE= 1150 F EXIT 1=1676 F EXIT 2=1662 F EXIT 3=1691 F EXIT 4=1700 F EXIT 5=1663 F EXIT 6=1691 F SP(8')= 2227 F SP(13')=2090 F SP(19')= 1992 F SP(27')= 171 F																						
SORBENT LBS/HR= 0 SORBENT VELOCITY= 0 FT/SEC SORBENT AIR FLOW= 0 SCFM (Ca)/(S)= 0.00 BASELINE FULL LOD																						
VALID DATA POINT # 1 ELAPSED TIME, MIN 7 RECORD ON TRK 0 FILE 105																						
265	10:18:43	77.0	13066		2283	3285	3249	3279	3253	0	15348	2283	0.60	2.30	1.00	0.17	1.17	3.2	25.0	15.4	340.0	2580.0
												156						0.0	29.5	18.2	401.1	3043.8
	0.0	0.0	93.8		513	659	656	654	654	600		64						3.0	25.3	15.6	343.8	2609.0
KTRON= 7600 SLEEVE #1 = 3.00 in SLEEVE #2 = -6.50 in SPREADER = 1.5 in OUT REG= 45 (CW)DEG IN REG = 30 (CW)DEG P WBOX= 4.10 in H20 FURNACE P= 0.17 in H20 COAL P= 3.60 in H20 MILL OUT= 161 F																						
T WB(in)= 486 F T WB(out)= 486 F SAMPLE= 1156 F EXIT 1=1686 F EXIT 2=1666 F EXIT 3=1697 F EXIT 4=1707 F EXIT 5=1689 F EXIT 6=1700 F SP(8')= 2232 F SP(13')=2111 F SP(19')= 2014 F SP(27')= 345 F																						
SORBENT LBS/HR= 0 SORBENT VELOCITY= 0 FT/SEC SORBENT AIR FLOW= 0 SCFM (Ca)/(S)= 0.00 IMPELLER ADJ.																						
VALID DATA POINT # 2 ELAPSED TIME, MIN 7 RECORD ON TRK 0 FILE 106																						
311	10:46:53	78.6	13350		2240	3331	3299	3326	3317	0	15513	2240	0.60	2.30	1.00	0.17	1.16	3.0	25.0	15.6	330.0	2640.0
												157						0.0	29.2	18.2	385.0	3080.0
	0.0	0.0	95.1		513	658	655	654	653	598		63						3.0	25.0	15.6	330.0	2640.0
KTRON= 7700 SLEEVE #1 = 3.00 in SLEEVE #2 = -6.50 in SPREADER = 3.0 in OUT REG= 45 (CW)DEG IN REG = 30 (CW)DEG P WBOX= 4.10 in H20 FURNACE P= 0.17 in H20 COAL P= 3.40 in H20 MILL OUT= 161 F																						
T WB(in)= 488 F T WB(out)= 488 F SAMPLE= 1170 F EXIT 1=1702 F EXIT 2=1689 F EXIT 3=1707 F EXIT 4=1737 F EXIT 5=1713 F EXIT 6=1717 F SP(8')= 2263 F SP(13')=2151 F SP(19')= 2037 F SP(27')= 1476 F																						
SORBENT LBS/HR= 0 SORBENT VELOCITY= 0 FT/SEC SORBENT AIR FLOW= 0 SCFM (Ca)/(S)= 0.00 IMPELLER ADJ.																						
VALID DATA POINT # 3 ELAPSED TIME, MIN 7 RECORD ON TRK 0 FILE 107																						
316	11:00:06	78.0	13245		2209	3302	3288	3335	3257	0	15391	2209	0.60	2.30	1.00	0.17	1.16	3.0	25.0	15.8	380.0	2580.0
												159						0.0	29.2	18.4	443.3	3010.0
	0.0	0.0	95.1		525	660	657	656	654	599		62						3.0	25.0	15.8	380.0	2580.0
KTRON= 7700 SLEEVE #1 = 3.00 in SLEEVE #2 = -6.50 in SPREADER = 0.0 in OUT REG= 45 (CW)DEG IN REG = 30 (CW)DEG P WBOX= 4.10 in H20 FURNACE P= 0.17 in H20 COAL P= 4.00 in H20 MILL OUT= 163 F																						
T WB(in)= 487 F T WB(out)= 487 F SAMPLE= 1167 F EXIT 1=1686 F EXIT 2=1679 F EXIT 3=1717 F EXIT 4=1716 F EXIT 5=1673 F EXIT 6=1708 F SP(8')= 2246 F SP(13')=2137 F SP(19')= 2019 F SP(27')= 205 F																						
SORBENT LBS/HR= 0 SORBENT VELOCITY= 0 FT/SEC SORBENT AIR FLOW= 0 SCFM (Ca)/(S)= 0.00 BASELINE																						
VALID DATA POINT # 4 ELAPSED TIME, MIN 3 RECORD ON TRK 0 FILE 108																						
333	11:11:25	79.0	13408		2146	3353	3327	3391	3363	0	15580	2146	0.60	2.30	1.00	0.16	1.16	3.0	25.0	15.6	410.0	2580.0
												160						0.0	29.2	18.2	478.3	3010.0
	0.0	0.0	95.1		527	659	655	654	653	598		61						3.0	25.0	15.6	410.0	2580.0
KTRON= 7700 SLEEVE #1 = 3.00 in SLEEVE #2 = -6.50 in SPREADER = -1.0 in OUT REG= 45 (CW)DEG IN REG = 30 (CW)DEG P WBOX= 4.50 in H20 FURNACE P= 0.17 in H20 COAL P= 4.00 in H20 MILL OUT= 166 F																						
T WB(in)= 488 F T WB(out)= 489 F SAMPLE= 1181 F EXIT 1=1701 F EXIT 2=1684 F EXIT 3=1710 F EXIT 4=1731 F EXIT 5=1685 F EXIT 6=1707 F SP(8')= 2247 F SP(13')=2163 F SP(19')= 2050 F SP(27')= 1535 F																						
SORBENT LBS/HR= 0 SORBENT VELOCITY= 0 FT/SEC SORBENT AIR FLOW= 0 SCFM (Ca)/(S)= 0.00 IMPELLER ADJ.																						
VALID DATA POINT # 5 ELAPSED TIME, MIN 7 RECORD ON TRK 0 FILE 109																						
356	11:25:46	79.7	13520		2210	3342	3290	3317	3300	0	15459	2210	0.60	2.30	1.00	0.16	1.14	2.7	27.0	15.9	470.0	2640.0
												161						0.0	31.0	18.2	539.3	3029.5
	0.0	0.0	95.1		514	657	654	653	652	596		63						3.0	26.6	15.6	462.3	2596.7
KTRON= 7700 SLEEVE #1 = 3.00 in SLEEVE #2 = -6.50 in SPREADER = -3.0 in OUT REG= 45 (CW)DEG IN REG = 30 (CW)DEG P WBOX= 4.50 in H20 FURNACE P= 0.17 in H20 COAL P= 5.50 in H20 MILL OUT= 166 F																						
T WB(in)= 485 F T WB(out)= 485 F SAMPLE= 1166 F EXIT 1=1681 F EXIT 2=1692 F EXIT 3=1734 F EXIT 4=1699 F EXIT 5=1721 F EXIT 6=1700 F SP(8')= 2278 F SP(13')=2188 F SP(19')= 2071 F SP(27')= 199 F																						
SORBENT LBS/HR= 0 SORBENT VELOCITY= 0 FT/SEC SORBENT AIR FLOW= 0 SCFM (Ca)/(S)= 0.00 IMPELLER ADJ.																						
VALID DATA POINT # 6 ELAPSED TIME, MIN 7 RECORD ON TRK 0 FILE 110																						

DATE	:	02-25-86	NOZ'L. DES.	:	BASELINE
SYSTEM	:	LOWS-INS.	SEC. CONFGN	:	ASP
BURNER	:	XCL-80 MKB	SPREADER	:	30 DEG IMP
FUEL	:	OHIO-PITTS	OIL CHECK	:	-0.22

PT#	TIME	LOAD MBTU/HR CALC	TA SCFM	PRIM FLOW SCFM	V-2	V-3	V-4	V-5	V-6	TOTAL	PRIM FLOW SCFM	PITOT1	PITOT2	PITOT3	SRP	SRT	O2	CO	CO2	NO	SO2
	OIL						FLOW SCFM						PRES (in H2O)						MEASURED		
(%)	LOAD	MEAS					TEMP (F)				TEMP (F)								CORR TO 0% O2		
											VELOCITY (FT/SEC)								CORR TO 3% O2		
436	12:18:44	79.5	13491	2313	3342	3323	3335	3364	0	15677	2313	0.70	2.00	1.00	0.17	1.16	3.0	24.0	15.4	418.0	2520.0
											149						0.0	28.0	18.0	478.3	2940.0
0.0	0.0	95.1		426	656	653	652	650	592		64						3.0	24.0	15.4	410.0	2520.0
KTRON= 7700 SLEEVE #1 = 3.00 in SLEEVE #2 = -6.50 in SPREADER = 0.0 in OUT REG= 45 (CW)DEG IN REG = 40 (CW)DFG P WBOX= 3.50 in H2O FURNACE P= 0.17 in H2O COAL P= 4.10 in H2O MILL OUT= 148 F																					
T WB(in)= 485 F T WB(out)= 485 F SAMPLE= 1180 F EXIT 1=1697 F EXIT 2=1702 F EXIT 3=1708 F EXIT 4=1743 F EXIT 5=1725 F EXIT 6=1709 F SP(8')= 2296 F SP(13')=2180 F SP(19')= 2098 F SP(27')= 347 F																					
SORBENT LBS/HR= 0 SORBENT VELOCITY= 0 FT/SEC SORBENT AIR FLOW= 0 SCFM [Ca]/[S]= 0.00 INNER REGISTER ADJ.																					
VALID DATA POINT # 7 ELAPSED TIME, MIN 6 RECORD ON TRK 0 FILE 111																					
456	12:36:35	78.6	13336	2314	3364	3257	3322	3240	0	15497	2314	0.48	2.45	1.05	0.17	1.16	3.0	25.0	15.2	400.0	2460.0
											148						0.0	29.2	17.7	466.7	2870.0
0.0	0.0	95.1		421	659	656	654	654	595		64						3.0	25.0	15.2	400.0	2460.0
KTRON= 7700 SLEEVE #1 = 3.00 in SLEEVE #2 = -6.50 in SPREADER = 0.0 in OUT REG= 45 (CW)DEG IN REG = 20 (CW)DFG P WBOX= 4.60 in H2O FURNACE P= 0.19 in H2O COAL P= 4.10 in H2O MILL OUT= 146 F																					
T WB(in)= 485 F T WB(out)= 485 F SAMPLE= 1180 F EXIT 1=1716 F EXIT 2=1700 F EXIT 3=1718 F EXIT 4=1741 F EXIT 5=1706 F EXIT 6=1721 F SP(8')= 2291 F SP(13')=2184 F SP(19')= 2125 F SP(27')= 462 F																					
SORBENT LBS/HR= 0 SORBENT VELOCITY= 0 FT/SEC SORBENT AIR FLOW= 0 SCFM [Ca]/[S]= 0.00 INNER REGISTER ADJ.																					
VALID DATA POINT # 8 ELAPSED TIME, MIN 5 RECORD ON TRK 0 FILE 112																					
472	12:47:54	77.9	13226	2307	3288	3229	3302	3243	0	15368	2307	0.52	2.40	1.10	0.17	1.16	3.0	25.0	15.4	370.0	2460.0
											146						0.0	29.2	18.0	431.7	2870.0
0.0	0.0	95.1		422	656	654	653	652	594		64						3.0	25.0	15.4	370.0	2460.0
KTRON= 7700 SLEEVE #1 = 1.50 in SLEEVE #2 = -6.50 in SPREADER = 0.0 in OUT REG= 45 (CW)DEG IN REG = 30 (CW)DFG P WBOX= 4.50 in H2O FURNACE P= 0.17 in H2O COAL P= 4.10 in H2O MILL OUT= 144 F																					
T WB(in)= 486 F T WB(out)= 487 F SAMPLE= 1183 F EXIT 1=1715 F EXIT 2=1703 F EXIT 3=1712 F EXIT 4=1756 F EXIT 5=1707 F EXIT 6=1736 F SP(8')= 2298 F SP(13')=2172 F SP(19')= 2123 F SP(27')= 1356 F																					
SORBENT LBS/HR= 0 SORBENT VELOCITY= 0 FT/SEC SORBENT AIR FLOW= 0 SCFM [Ca]/[S]= 0.00 INNER SLEEVE ADJ.																					
VALID DATA POINT # 9 ELAPSED TIME, MIN 6 RECORD ON TRK 0 FILE 113																					
499	13:03:59	80.6	13687	2298	3365	3346	3379	3345	0	15734	2298	0.20	3.40	1.50	0.17	1.15	2.8	25.0	15.6	360.0	2460.0
											148						0.0	28.8	18.0	415.4	2838.5
0.0	0.0	95.1		422	654	652	651	649	596		64						3.0	24.7	15.4	356.0	2433.0
KTRON= 7700 SLEEVE #1 = 0.50 in SLEEVE #2 = -6.50 in SPREADER = 0.0 in OUT REG= 45 (CW)DEG IN REG = 30 (CW)DEG P WBOX= 6.20 in H2O FURNACE P= 0.17 in H2O COAL P= 4.10 in H2O MILL OUT= 147 F																					
T WB(in)= 481 F T WB(out)= 481 F SAMPLE= 1195 F EXIT 1=1710 F EXIT 2=1719 F EXIT 3=1749 F EXIT 4=1752 F EXIT 5=1736 F EXIT 6=1730 F SP(8')= 2299 F SP(13')=2170 F SP(19')= 2127 F SP(27')= 1289 F																					
SORBENT LBS/HR= 0 SORBENT VELOCITY= 0 FT/SEC SORBENT AIR FLOW= 0 SCFM [Ca]/[S]= 0.00 INNER SLEEVE ADJ.																					
VALID DATA POINT # 10 ELAPSED TIME, MIN 6 RECORD ON TRK 0 FILE 114																					
516	13:18:26	80.6	13685	2318	3366	3345	3411	3376	0	15816	2318	0.65	2.35	1.05	0.17	1.16	2.9	25.0	15.4	425.0	2400.0
											147						0.0	29.0	17.9	493.1	2784.5
0.0	0.0	95.1		422	658	654	653	652	593		64						3.0	24.9	15.3	422.7	2386.7
KTRON= 7700 SLEEVE #1 = 3.00 in SLEEVE #2 = -6.50 in SPREADER = 0.0 in OUT REG= 45 (CW)DEG IN REG = 30 (CW)DEG P WBOX= 4.40 in H2O FURNACE P= 0.17 in H2O COAL P= 4.10 in H2O MILL OUT= 147 F																					
T WB(in)= 483 F T WB(out)= 483 F SAMPLE= 1197 F EXIT 1=1719 F EXIT 2=1716 F EXIT 3=1704 F EXIT 4=1751 F EXIT 5=1719 F EXIT 6=1730 F SP(8')= 2318 F SP(13')=2174 F SP(19')= 2136 F SP(27')= 1367 F																					
SORBENT LBS/HR= 0 SORBENT VELOCITY= 0 FT/SEC SORBENT AIR FLOW= 0 SCFM [Ca]/[S]= 0.00 BASELINE																					
VALID DATA POINT # 11 ELAPSED TIME, MIN 6 RECORD ON TRK 1 FILE 1																					
582	14:00:31	78.4	13302	2386	3336	3260	3315	3243	0	15541	2386	0.34	2.60	1.15	0.18	1.17	3.1	26.0	16.0	345.0	2400.0
											147						0.0	30.5	18.8	404.7	2815.6
0.0	0.0	93.8		419	657	654	653	652	594		66						3.0	26.1	16.1	346.9	2413.4
KTRON= 7600 SLEEVE #1 = 1.50 in SLEEVE #2 = -6.50 in SPREADER = 1.5 in OUT REG= 45 (CW)DEG IN REG = 30 (CW)DFG P WBOX= 4.90 in H2O FURNACE P= 0.17 in H2O COAL P= 3.60 in H2O MILL OUT= 146 F																					
T WB(in)= 483 F T WB(out)= 483 F SAMPLE= 1184 F EXIT 1=1713 F EXIT 2=1706 F EXIT 3=1708 F EXIT 4=1741 F EXIT 5=1711 F EXIT 6=1723 F SP(8')= 2300 F SP(13')=2160 F SP(19')= 2124 F SP(27')= 328 F																					
SORBENT LBS/HR= 0 SORBENT VELOCITY= 0 FT/SEC SORBENT AIR FLOW= 0 SCFM [Ca]/[S]= 0.00 IMPELLER AND INNER SLEEVE ADJ.																					
VALID DATA POINT # 12 ELAPSED TIME, MIN 6 RECORD ON TRK 1 FILE 2																					

DATE	02-25-96	NOZ'L. DES.	BASELINE
SYSTEM	LWS-INS.	SEC. CONFGN	ASP
BURNER	XCL-80 MKII	SPREADER	30 DEG IMP
FUEL	OHIO-PITTS	OIL CHECK	-0.72

PT#	TIME	LOAD MBTU/HR	TA	PRIM	V-2	V-3	V-4	V-5	V-6	TOTAL	PRIM	PITOT1	PITOT2	PITOT3	SRP	SRT	O2	CO	CO2	NO	SO2
OIL (%)	LOAD	CALC MEAS	SCFM	FLOW SCFM TEMP (F)							FLOW SCFM TEMP (F) VELOCITY (FT/SEC)	PRES (in H2O)			MEASURED		MEASURED CORR TO 0% O2 CORR TO 3% O2				
641	14:39:45	79.1	13430	2351	3332	3291	3336	3295	0	15605	2351	0.40	2.60	1.10	0.18	1.16	3.0	20.0	16.2	330.0	2520.0
											145						0.0	23.3	18.9	385.0	2940.0
0.0	0.0	93.8		418	659	656	655	654	592		65						3.0	20.0	16.2	330.0	2520.0
KTRON= 7600 SLEEVE #1 = 1.50 in SLEEVE #2 = -6.50 in SPREADER = 1.5 in OUT REG= 45 (CW)DEG IN REG = 40 (CW)DEG P WBOX= 4.60 in H2O FURNACE P= 1.15 in H2O COAL P= 3.60 in H2O MILL OUT= 145 F																					
T WB(in)= 485 F T WB(out)= 486 F SAMPLE= 1197 F EXIT 1=1722 F EXIT 2=1712 F EXIT 3=1733 F EXIT 4=1759 F EXIT 5=1732 F EXIT 6=1740 F SP(8')= 2333 F SP(13')=2183 F SP(19')= 2141 F SP(27')= 1325 F																					
SORBENT LBS/HR= 0 SORBENT VELOCITY= 0 FT/SEC SORBENT AIR FLOW= 0 SCFM [Ca]/[S]= 0.00 BASELINE FULL LOAD																					
VALID DATA POINT # 13 ELAPSED TIME, MIN 6 RECORD ON TRK 1 FILE 3																					
662	14:55:11	78.6	13335	2383	3401	3349	3426	3367	0	15926	2383	0.42	2.60	1.18	0.18	1.19	3.5	20.0	15.6	350.0	2520.0
											146						0.0	24.0	18.7	420.0	3024.0
0.0	0.0	93.8		413	656	653	652	651	590		66						3.0	20.6	16.0	360.0	2592.0
KTRON= 7600 SLEEVE #1 = 1.50 in SLEEVE #2 = -6.50 in SPREADER = 1.5 in OUT REG= 45 (CW)DEG IN REG = 40 (CW)DEG P WBOX= 4.80 in H2O FURNACE P= 0.20 in H2O COAL P= 3.60 in H2O MILL OUT= 148 F																					
T WB(in)= 483 F T WB(out)= 484 F SAMPLE= 1196 F EXIT 1=1721 F EXIT 2=1700 F EXIT 3=1728 F EXIT 4=1735 F EXIT 5=1701 F EXIT 6=1719 F SP(8')= 2291 F SP(13')=2141 F SP(19')= 2112 F SP(27')= 466 F																					
SORBENT LBS/HR= 0 SORBENT VELOCITY= 0 FT/SEC SORBENT AIR FLOW= 0 SCFM [Ca]/[S]= 0.00 EXCESS AIR																					
VALID DATA POINT # 14 ELAPSED TIME, MIN 6 RECORD ON TRK 1 FILE 4																					
681	15:07:25	80.7	13705	2363	3779	3803	3800	3790	0	17535	2363	0.55	3.30	1.50	0.17	1.28	4.7	18.0	14.2	410.0	2400.0
											145						0.0	23.2	18.3	527.9	3090.1
0.0	0.0	93.8		413	648	646	645	645	589		65						3.0	19.9	15.7	452.5	2648.7
KTRON= 7600 SLEEVE #1 = 1.50 in SLEEVE #2 = -6.50 in SPREADER = 1.5 in OUT REG= 45 (CW)DEG IN REG = 40 (CW)DEG P WBOX= 5.90 in H2O FURNACE P= 0.27 in H2O COAL P= 3.60 in H2O MILL OUT= 145 F																					
T WB(in)= 484 F T WB(out)= 484 F SAMPLE= 1231 F EXIT 1=1713 F EXIT 2=1712 F EXIT 3=1742 F EXIT 4=1724 F EXIT 5=1699 F EXIT 6=1726 F SP(8')= 2267 F SP(13')=2130 F SP(19')= 2097 F SP(27')= 708 F																					
SORBENT LBS/HR= 0 SORBENT VELOCITY= 0 FT/SEC SORBENT AIR FLOW= 0 SCFM [Ca]/[S]= 0.00 EXCESS AIR																					
VALID DATA POINT # 15 ELAPSED TIME, MIN 3 RECORD ON TRK 1 FILE 5																					
709	15:26:12	75.4	12799	2361	2942	2845	2942	2875	0	13965	2361	0.35	1.95	0.90	0.18	1.09	1.8	50.0	17.4	210.0	3000.0
											143						0.0	54.7	19.0	229.7	3281.3
0.0	0.0	93.8		419	660	658	657	655	584		65						3.0	46.9	16.3	196.9	2812.5
KTRON= 7600 SLEEVE #1 = 1.50 in SLEEVE #2 = -6.50 in SPREADER = 1.5 in OUT REG= 45 (CW)DEG IN REG = 40 (CW)DEG P WBOX= 3.70 in H2O FURNACE P= 0.15 in H2O COAL P= 3.60 in H2O MILL OUT= 145 F																					
T WB(in)= 482 F T WB(out)= 483 F SAMPLE= 1150 F EXIT 1=1728 F EXIT 2=1734 F EXIT 3=1725 F EXIT 4=1772 F EXIT 5=1712 F EXIT 6=1741 F SP(8')= 2288 F SP(13')=2154 F SP(19')= 2105 F SP(27')= 430 F																					
SORBENT LBS/HR= 0 SORBENT VELOCITY= 0 FT/SEC SORBENT AIR FLOW= 0 SCFM [Ca]/[S]= 0.00 LOW EXCESS AIR																					
VALID DATA POINT # 16 ELAPSED TIME, MIN 6 RECORD ON TRK 1 FILE 6																					

DATE : 02-26-96 NOZ'L. DES. : BASELINE
SYSTEM : LWS-TNS, SEC. CONFGN : ASP
BURNER : XCL-60 MKB SPREADER : 30 DEG IMP
FUEL : OHIO-PITTB OIL CHECK : 0.00

PT#	TIME	LOAD MBTU/HR CALC MEAS	TA SCFM	PRIM FLOW SCFM TEMP (F) VELOCITY (FT/SEC)	V-2	V-3	V-4	V-5	V-6	TOTAL	PITOT1	PITOT2	PITOT3	SRP	SRT	O2	CO	CO2	NO	SO2
											PRES (In H2O)			MEASURED		MEASURED				
(%) OIL	LOAD															CORR TO 0% O2				
																CORR TO 3% O2				
636	13:51:20	77.4	13135	2242	3310	3323	3302	3254	0	15430	2242	0.60	2.25	1.05	0.17	1.17	3.2	20.0	15.4	380.0	2280.0
				152							63						0.0	23.6	18.2	448.3	2689.9
0.0	0.0	96.3		498	668	665	662	662	600								3.0	20.2	15.6	384.3	2305.6
KTRON= 7800 SLEEVE #1 = 3.00 in SLEEVE #2 = -6.50 in SPREADER = 0.0 in OUT REG= 45 (CW)DEG IN REG = 30 (CW)DEG P WBOX= 4.30 in H2O FURNACE P= 0.22 in H2O COAL P= 4.10 in H2O MILL OUT= 157 F																				
T WB(in)= 486 F T WB(out)= 487 F SAMPLE= 1206 F EXIT 1=1726 F EXIT 2=1720 F EXIT 3=1730 F EXIT 4=1747 F EXIT 5=1712 F EXIT 6=1738 F SP(8')= 2310 F SP(13')=2151 F SP(19')= 2121 F SP(27')= 1659 F																				
SORBENT LBS/HR= 0 SORBENT VELOCITY= 0 FT/SEC SORBENT AIR FLOW= 0 SCFM [Ca]/[S]= 0.00 BASELINE																				
VALID DATA POINT # 1 ELAPSED TIME, MIN 6 RECORD ON TRK 1 FILE 7																				
668	14:17:56	79.2	13448	2284	3326	3349	3351	3316	0	15626	2284	0.60	2.35	1.10	0.17	1.16	3.0	16.0	15.8	375.0	2340.0
				152							64						0.0	18.7	18.4	437.5	2730.8
0.0	0.0	96.3		491	669	667	664	663	593								3.0	16.0	15.8	375.0	2340.0
KTRON= 7800 SLEEVE #1 = 3.00 in SLEEVE #2 = -6.50 in SPREADER = 1.5 in OUT REG= 45 (CW)DEG IN REG = 30 (CW)DEG P WBOX= 4.30 in H2O FURNACE P= 0.23 in H2O COAL P= 4.10 in H2O MILL OUT= 157 F																				
T WB(in)= 487 F T WB(out)= 487 F SAMPLE= 1219 F EXIT 1=1749 F EXIT 2=1722 F EXIT 3=1717 F EXIT 4=1755 F EXIT 5=1718 F EXIT 6=1737 F SP(8')= 2321 F SP(13')=2208 F SP(19')= 2174 F SP(27')= 1675 F																				
SORBENT LBS/HR= 0 SORBENT VELOCITY= 0 FT/SEC SORBENT AIR FLOW= 0 SCFM [Ca]/[S]= 0.00 IMPELLER ADJ.																				
VALID DATA POINT # 2 ELAPSED TIME, MIN 6 RECORD ON TRK 1 FILE 8																				
747	15:06:24	79.8	13543	2179	3402	3364	3367	3340	0	15651	2179	0.60	2.35	1.10	0.16	1.16	2.9	25.0	16.8	480.0	0.0
				149							61						0.0	29.0	19.5	556.9	0.0
0.0	0.0	96.3		505	667	665	662	660	566								3.0	24.9	16.7	477.3	0.0
KTRON= 7800 SLEEVE #1 = 3.00 in SLEEVE #2 = -6.50 in SPREADER = -1.5 in OUT REG= 45 (CW)DEG IN REG = 30 (CW)DEG P WBOX= 4.30 in H2O FURNACE P= 0.23 in H2O COAL P= 4.50 in H2O MILL OUT= 155 F																				
T WB(in)= 484 F T WB(out)= 484 F SAMPLE= 1219 F EXIT 1=1723 F EXIT 2=1741 F EXIT 3=1747 F EXIT 4=1756 F EXIT 5=1751 F EXIT 6=1749 F SP(8')= 2320 F SP(13')=2182 F SP(19')= 2160 F SP(27')= 1635 F																				
SORBENT LBS/HR= 0 SORBENT VELOCITY= 0 FT/SEC SORBENT AIR FLOW= 0 SCFM [Ca]/[S]= 0.00 IMPELLER ADJ.																				
VALID DATA POINT # 3 ELAPSED TIME, MIN 6 RECORD ON TRK 1 FILE 9																				
806	15:42:38	80.3	13632	2264	3419	3428	3403	3326	0	15840	2264	0.60	2.35	1.10	0.17	1.16	3.0	23.0	16.6	415.0	0.0
				150							63						0.0	26.8	19.4	484.2	0.0
0.0	0.0	96.3		484	666	664	661	660	567								3.0	23.0	16.6	415.0	0.0
KTRON= 7800 SLEEVE #1 = 3.00 in SLEEVE #2 = -6.50 in SPREADER = 0.0 in OUT REG= 45 (CW)DEG IN REG = 30 (CW)DEG P WBOX= 4.30 in H2O FURNACE P= 0.23 in H2O COAL P= 3.60 in H2O MILL OUT= 158 F																				
T WB(in)= 484 F T WB(out)= 484 F SAMPLE= 1226 F EXIT 1=1716 F EXIT 2=1744 F EXIT 3=1759 F EXIT 4=1751 F EXIT 5=1744 F EXIT 6=1743 F SP(8')= 2328 F SP(13')=2206 F SP(19')= 2164 F SP(27')= 1626 F																				
SORBENT LBS/HR= 0 SORBENT VELOCITY= 0 FT/SEC SORBENT AIR FLOW= 0 SCFM [Ca]/[S]= 0.00 BASELINE																				
VALID DATA POINT # 4 ELAPSED TIME, MIN 6 RECORD ON TRK 1 FILE 10																				
821	15:49:57	78.9	13391	2261	3054	3030	3024	3022	0	14392	2261	0.50	1.95	0.90	0.17	1.07	1.5	35.0	18.0	300.0	0.0
				150							63						0.0	37.7	19.4	323.1	0.0
0.0	0.0	96.3		462	670	668	664	663	564								3.0	32.3	16.6	276.9	0.0
KTRON= 7800 SLEEVE #1 = 3.00 in SLEEVE #2 = -6.50 in SPREADER = 0.0 in OUT REG= 45 (CW)DEG IN REG = 30 (CW)DEG P WBOX= 3.60 in H2O FURNACE P= 0.15 in H2O COAL P= 3.60 in H2O MILL OUT= 157 F																				
T WB(in)= 483 F T WB(out)= 484 F SAMPLE= 1190 F EXIT 1=1732 F EXIT 2=1739 F EXIT 3=1731 F EXIT 4=1766 F EXIT 5=1732 F EXIT 6=1747 F SP(8')= 2332 F SP(13')=2192 F SP(19')= 2148 F SP(27')= 1622 F																				
SORBENT LBS/HR= 0 SORBENT VELOCITY= 0 FT/SEC SORBENT AIR FLOW= 0 SCFM [Ca]/[S]= 0.00 LOW EXCESS AIR																				
VALID DATA POINT # 5 ELAPSED TIME, MIN 5 RECORD ON TRK 1 FILE 11																				
843	16:07:22	79.8	13550	2254	3467	3485	3464	3424	0	16094	2254	0.65	2.50	1.15	0.17	1.19	3.4	25.0	16.0	450.0	0.0
				149							63						0.0	29.8	19.1	536.9	0.0
0.0	0.0	96.3		490	666	664	661	661	568								3.0	25.6	16.4	460.2	0.0
KTRON= 7800 SLEEVE #1 = 3.00 in SLEEVE #2 = -6.50 in SPREADER = 0.0 in OUT REG= 45 (CW)DEG IN REG = 30 (CW)DEG P WBOX= 4.60 in H2O FURNACE P= 0.23 in H2O COAL P= 3.60 in H2O MILL OUT= 156 F																				
T WB(in)= 487 F T WB(out)= 487 F SAMPLE= 1227 F EXIT 1=1725 F EXIT 2=1733 F EXIT 3=1737 F EXIT 4=1744 F EXIT 5=1736 F EXIT 6=1732 F SP(8')= 2310 F SP(13')=2174 F SP(19')= 2133 F SP(27')= 1613 F																				
SORBENT LBS/HR= 0 SORBENT VELOCITY= 0 FT/SEC SORBENT AIR FLOW= 0 SCFM [Ca]/[S]= 0.00 EXCESS AIR																				
VALID DATA POINT # 6 ELAPSED TIME, MIN 6 RECORD ON TRK 1 FILE 12																				

DATE	: 02-26-86	NOZ'L. DES.	: BASELINE
SYSTEM	: LWS-INS.	SEC. CONFGN	: ASP
BURNER	: XCL-80 MKB	SPREADER	: 30 DEG IMP
FUEL	: OHIO-PITT8	OIL CHECK	: 0.00

PT#	TIME	LOAD MBTU/HR CALC	TA SCFM	PRIM	V-2	V-3	V-4	V-5	V-6	TOTAL	PRIM FLOW SCFM	PITOT1	PITOT2	PITOT3	SRP	SRT	O2	CO	CO2	NO	SO2
OIL (%)	LOAD	MEAS		FLOW SCFM TEMP (F)							TEMP (F) VELOCITY (FT/SEC)	PRES (in H2O)			MEASURED		MEASURED CORR TO 0% O2 CORR TO 3% O2				
859	16:21:09	81.9	13903	2251	3963	4038	3963	3910	0	18125	2251	0.85	3.20	1.45	0.16	1.30	5.0	25.0	14.2	535.0	0.0
											150						0.8	32.8	18.6	702.2	0.0
0.0	0.0	96.3		493	658	655	653	652	570		63						3.0	28.1	16.0	601.9	0.0

KTRON= 7800 SLEEVE #1 = 3.00 in SLEEVE #2 = -6.50 in SPREADER = 0.0 in OUT REG= 45 (CW)DEG IN REG = 30 (CW)DEG P WBOX= 5.90 in H2O FURNACE P= 0.30 in H2O COAL P= 3.60 in H2O MILL OUT= 155 F

T WB(in)= 485 F T WB(out)= 486 F SAMPLE= 1253 F EXIT 1=1700 F EXIT 2=1738 F EXIT 3=1740 F EXIT 4=1731 F EXIT 5=1739 F EXIT 6=1719 F SP(8')= 2265 F SP(13')=2138 F SP(19')= 2115 F SP(27')= 1592 F

SORBENT LBS/HR= 0 SORBENT VELOCITY= 0 FT/SEC SORBENT AIR FLOW= 0 SCFM (Ca)/(S)= 0.00 EXCESS AIR

VALID DATA POINT # 7 ELAPSED TIME, MIN 6 RECORD ON TRK 1 FILE 13

DATE : 02-27-86 | NOZ'L. DES. : BASELINE
SYSTEM : LWS-ENS. | SEC. CONFGN : ASP
BURNER : XCL-80 MKB | SPREADER : 30 DEG IMP
FUEL : OHIO-PITTS | OIL CHECK : -0.96

PT#	TIME	LOAD MBTU/HR CALC	LOAD MBTU/HR MEAS	TA SCFM	PRIM	V-2	V-3	V-4	V-5	V-6	TOTAL	PRIM FLOW SCFM / TEMP (F) / VELOCITY (FT/SEC)	PITOT1	PITOT2	PITOT3	SRP	SRT	O2	CO	CO2	NO	SO2
					FLOW SCFM								PRES (in H20)			MEASURED		MEASURED				
					TEMP (F)													CORR TO 0% O2				
OIL (%)	LOAD																	CORR TO 3% O2				
291	11:08:13	78.2		13266	2234	3314	3361	3310	3279	0	15498	2234	0.58	2.25	1.05	0.17	1.17	3.1	20.0	15.8	380.0	0.0
												149						0.0	23.5	18.5	445.8	0.0
0.0	0.0	93.8			492	660	657	653	652	593		62						3.0	20.1	15.9	382.1	0.0
KTRON= 7600 SLEEVE #1 = 3.00 in SLEEVE #2 = -6.50 in SPREADER = 0.0 in OUT REG= 45 (CW)DEG IN REG = 30 (CW)DEG P WBOX= 4.20 in H20 FURNACE P= 0.16 in H20 COAL P= 3.90 in H20 MILL OUT= 153 F																						
T WB(in)= 478 F T WB(out)= 478 F SAMPLE= 1182 F EXIT 1=1698 F EXIT 2=1691 F EXIT 3=1698 F EXIT 4=1715 F EXIT 5=1699 F EXIT 6=1687 F SP(8')= 2212 F SP(13')=2127 F SP(19')= 2072 F SP(27')= 317 F																						
SORBENT LBS/HR= 0 SORBENT VELOCITY= 0 FT/SEC SORBENT AIR FLOW= 0 SCFM (Ca)/(S)= 0.00 BASELINE																						
VALID DATA POINT # 1 ELAPSED TIME, MIN 8 RECORD ON TRK 1 FILE 14																						
341	11:43:25	78.8		13368	2337	3342	3391	3305	3327	0	15703	2337	0.63	2.50	1.12	0.17	1.17	3.2	17.0	15.4	360.0	0.0
												148						0.0	20.1	18.2	424.7	0.0
0.0	0.0	93.8			451	660	657	653	652	590		65						3.0	17.2	15.6	364.0	0.0
KTRON= 7600 SLEEVE #1 = 1.50 in SLEEVE #2 = -6.50 in SPREADER = 0.0 in OUT REG= 45 (CW)DEG IN REG = 40 (CW)DEG P WBOX= 4.40 in H20 FURNACE P= 0.19 in H20 COAL P= 3.90 in H20 MILL OUT= 150 F																						
T WB(in)= 475 F T WB(out)= 475 F SAMPLE= 1203 F EXIT 1=1714 F EXIT 2=1696 F EXIT 3=1705 F EXIT 4=1723 F EXIT 5=1709 F EXIT 6=1716 F SP(8')= 2246 F SP(13')=2140 F SP(19')= 2082 F SP(27')= 1668 F																						
SORBENT LBS/HR= 0 SORBENT VELOCITY= 0 FT/SEC SORBENT AIR FLOW= 0 SCFM (Ca)/(S)= 0.00 INNER REGISTER AND SLEEVE ADJ.																						
VALID DATA POINT # 2 ELAPSED TIME, MIN 4 RECORD ON TRK 1 FILE 15																						
396	12:21:52	76.0		12899	2364	3203	3236	3210	3140	0	15153	2364	0.63	2.35	1.07	0.18	1.17	3.2	12.0	15.4	325.0	0.0
												146						0.0	14.2	18.2	383.4	0.0
0.0	0.0	93.8			440	660	657	654	653	588		66						3.0	12.1	15.6	328.7	0.0
KTRON= 7600 SLEEVE #1 = 1.50 in SLEEVE #2 = -6.50 in SPREADER = 1.5 in OUT REG= 45 (CW)DEG IN REG = 40 (CW)DEG P WBOX= 4.10 in H20 FURNACE P= 0.17 in H20 COAL P= 3.60 in H20 MILL OUT= 148 F																						
T WB(in)= 472 F T WB(out)= 472 F SAMPLE= 1188 F EXIT 1=1703 F EXIT 2=1684 F EXIT 3=1675 F EXIT 4=1715 F EXIT 5=1672 F EXIT 6=1692 F SP(8')= 2234 F SP(13')=2166 F SP(19')= 2096 F SP(27')= 119 F																						
SORBENT LBS/HR= 0 SORBENT VELOCITY= 0 FT/SEC SORBENT AIR FLOW= 0 SCFM (Ca)/(S)= 0.00 BASELINE																						
VALID DATA POINT # 3 ELAPSED TIME, MIN 6 RECORD ON TRK 1 FILE 16																						
421	12:36:50	78.3		13299	2339	3026	3003	2961	2964	0	14293	2339	0.50	2.00	0.90	0.18	1.07	1.5	10.0	17.0	230.0	0.0
												147						0.0	10.8	18.3	247.7	0.0
0.0	0.0	93.8			449	665	662	658	657	562		65						3.0	9.2	15.7	212.3	0.0
KTRON= 7600 SLEEVE #1 = 1.50 in SLEEVE #2 = -6.50 in SPREADER = 1.5 in OUT REG= 45 (CW)DEG IN REG = 40 (CW)DEG P WBOX= 3.50 in H20 FURNACE P= 0.12 in H20 COAL P= 3.60 in H20 MILL OUT= 150 F																						
T WB(in)= 475 F T WB(out)= 475 F SAMPLE= 1173 F EXIT 1=1730 F EXIT 2=1726 F EXIT 3=1694 F EXIT 4=1752 F EXIT 5=1705 F EXIT 6=1736 F SP(8')= 2278 F SP(13')=2202 F SP(19')= 2114 F SP(27')= 134 F																						
SORBENT LBS/HR= 0 SORBENT VELOCITY= 0 FT/SEC SORBENT AIR FLOW= 0 SCFM (Ca)/(S)= 0.00 LOW EXCESS AIR																						
VALID DATA POINT # 4 ELAPSED TIME, MIN 6 RECORD ON TRK 1 FILE 17																						
460	13:03:08	79.2		13445	2345	3445	3503	3386	3379	0	16059	2345	0.70	2.55	1.20	0.17	1.19	3.5	20.0	15.4	350.0	0.0
												148						0.0	24.0	18.5	420.0	0.0
0.0	0.0	93.8			444	653	650	649	648	558		65						3.0	20.6	15.8	360.0	0.0
KTRON= 7600 SLEEVE #1 = 1.50 in SLEEVE #2 = -6.50 in SPREADER = 1.5 in OUT REG= 45 (CW)DEG IN REG = 40 (CW)DEG P WBOX= 4.50 in H20 FURNACE P= 0.21 in H20 COAL P= 3.60 in H20 MILL OUT= 152 F																						
T WB(in)= 472 F T WB(out)= 472 F SAMPLE= 1217 F EXIT 1=1701 F EXIT 2=1700 F EXIT 3=1711 F EXIT 4=1721 F EXIT 5=1700 F EXIT 6=1701 F SP(8')= 2253 F SP(13')=2186 F SP(19')= 2089 F SP(27')= 144 F																						
SORBENT LBS/HR= 0 SORBENT VELOCITY= 0 FT/SEC SORBENT AIR FLOW= 0 SCFM (Ca)/(S)= 0.00 EXCESS AIR																						
VALID DATA POINT # 5 ELAPSED TIME, MIN 5 RECORD ON TRK 1 FILE 20																						
480	13:16:54	79.5		13502	2345	3858	3929	3781	3798	0	17711	2345	0.82	3.25	1.50	0.17	1.31	5.1	17.0	13.6	435.0	0.0
												146						0.0	22.5	18.0	574.5	0.0
0.0	0.0	93.8			437	646	645	643	642	561		65						3.0	19.2	15.4	492.5	0.0
KTRON= 7600 SLEEVE #1 = 1.50 in SLEEVE #2 = -6.50 in SPREADER = 1.5 in OUT REG= 45 (CW)DEG IN REG = 40 (CW)DEG P WBOX= 5.80 in H20 FURNACE P= 0.25 in H20 COAL P= 3.60 in H20 MILL OUT= 149 F																						
T WB(in)= 475 F T WB(out)= 475 F SAMPLE= 1243 F EXIT 1=1696 F EXIT 2=1692 F EXIT 3=1700 F EXIT 4=1723 F EXIT 5=1705 F EXIT 6=1701 F SP(8')= 2225 F SP(13')=2151 F SP(19')= 2072 F SP(27')= 115 F																						
SORBENT LBS/HR= 0 SORBENT VELOCITY= 0 FT/SEC SORBENT AIR FLOW= 0 SCFM (Ca)/(S)= 0.00 EXCESS AIR																						
VALID DATA POINT # 6 ELAPSED TIME, MIN 5 RECORD ON TRK 1 FILE 21																						

DATE : 02-27-86 NOZ'L. DES. : BASELINE
SYSTEM : LWS-INS. SEC. CONFGN : ASP
BURNER : XCL-80 MKB SPREADER : 30 DEG IMP
FUEL : OHIO-PITTS OIL CHECK : -0.96

PT#	TIME	LOAD OIL (%)	LOAD MBTU/HR CALC	LOAD MBTU/HR MEAS	TA SCFM	PRIM FLOW SCFM / TEMP (F) / VELOCITY (FT/SEC)	V-2	V-3	V-4	V-5	V-6	TOTAL	PITOT1 PRES (in H2O)	PITOT2	PITOT3	SRP MEASURED	SRT MEASURED	O2	CO	CO2	NO	SO2
524	13:48:03	61.2	10383			2324	2439	2360	2395	2418	0	11935	2324	0.30	1.80	0.60	0.22	1.15	2.8	40.0	16.2	215.0	0.0
						154							154						0.0	46.2	18.7	248.1	0.0
		0.0	0.0	76.5		451	675	672	668	667	547		65						3.0	39.6	16.0	212.6	0.0

KTRON= 6200 SLEEVE #1 = 1.50 in SLEEVE #2 = -6.50 in SPREADER = 1.5 in OUT REG= 45 (CW)DEG IN REG = 40 (CW)DEG P WBOX= 2.40 in H2O FURNACE P= 0.08 in H2O COAL P= 3.20 in H2O MILL OUT= 157 F
T WB(in)= 474 F T WB(out)= 474 F SAMPLE= 1082 F EXIT 1=1623 F EXIT 2=1603 F EXIT 3=1614 F EXIT 4=1646 F EXIT 5=1580 F EXIT 6=1628 F SP(8')= 2145 F SP(13')=2064 F SP(19')= 1977 F SP(27')= 144 F
SORBENT LBS/HR= 0 SORBENT VELOCITY= 0 FT/SEC SORBENT AIR FLOW= 0 SCFM (Ca)/(S)= 0.00 BASELINE - 60MKB
VALID DATA POINT # 7 ELAPSED TIME, MIN 8 RECORD ON TRK 1 FILE 22

543	14:00:40	59.8	10153			2331	2238	2070	2190	2193	0	11022	2331	0.30	1.10	0.52	0.23	1.09	1.7	75.0	17.2	200.0	0.0
						154							154						0.0	81.6	18.7	217.6	0.0
		0.0	0.0	76.5		455	678	675	671	670	543		65						3.0	69.9	16.0	186.5	0.0

KTRON= 6200 SLEEVE #1 = 1.50 in SLEEVE #2 = -6.50 in SPREADER = 1.5 in OUT REG= 45 (CW)DEG IN REG = 40 (CW)DEG P WBOX= 2.10 in H2O FURNACE P= 0.06 in H2O COAL P= 3.20 in H2O MILL OUT= 160 F
T WB(in)= 474 F T WB(out)= 474 F SAMPLE= 1055 F EXIT 1=1625 F EXIT 2=1620 F EXIT 3=1650 F EXIT 4=1642 F EXIT 5=1584 F EXIT 6=1631 F SP(8')= 2160 F SP(13')=2072 F SP(19')= 1981 F SP(27')= 1500 F
SORBENT LBS/HR= 0 SORBENT VELOCTTY= 0 FT/SEC SORBENT AIR FLOW= 0 SCFM (Ca)/(S)= 0.00 LOW EXCESS AIR
VALID DATA POINT # 8 ELAPSED TIME, MIN 6 RECORD ON TRK 1 FILE 23

556	14:15:57	62.3	10578			2303	2632	2548	2554	2598	0	12635	2303	0.41	1.55	0.70	0.22	1.19	3.5	15.0	15.2	255.0	0.0
						156							156						0.0	18.0	18.2	306.0	0.0
		0.0	0.0	76.5		452	675	672	668	668	551		65						3.0	15.4	15.6	262.3	0.0

KTRON= 6200 SLEEVE #1 = 1.50 in SLEEVE #2 = -6.50 in SPREADER = 1.5 in OUT REG= 45 (CW)DEG IN REG = 40 (CW)DEG P WBOX= 2.80 in H2O FURNACE P= 0.10 in H2O COAL P= 3.20 in H2O MILL OUT= 161 F
T WB(in)= 477 F T WB(out)= 477 F SAMPLE= 1102 F EXIT 1=1631 F EXIT 2=1598 F EXIT 3=1592 F EXIT 4=1631 F EXIT 5=1576 F EXIT 6=1612 F SP(8')= 2142 F SP(13')=2036 F SP(19')= 1964 F SP(27')= 1345 F
SORBENT LBS/HR= 0 SORBENT VELOCITY= 0 FT/SEC SORBENT AIR FLOW= 0 SCFM (Ca)/(S)= 0.00 EXCESS AIR
VALID DATA POINT # 9 ELAPSED TIME, MIN 5 RECORD ON TRK 1 FILE 24

579	14:33:51	65.5	11120			2315	3030	3013	3003	2961	0	14322	2315	0.50	2.00	0.92	0.21	1.29	4.8	10.0	13.8	310.0	0.0
						161							161						0.0	13.0	17.9	401.9	0.0
		0.0	0.0	76.5		404	667	664	661	660	558		66						3.0	11.1	15.3	344.4	0.0

KTRON= 6200 SLEEVE #1 = 1.50 in SLEEVE #2 = -6.50 in SPREADER = 1.5 in OUT REG= 45 (CW)DEG IN REG = 40 (CW)DEG P WBOX= 3.60 in H2O FURNACE P= 0.17 in H2O COAL P= 3.20 in H2O MILL OUT= 168 F
T WB(in)= 476 F T WB(out)= 476 F SAMPLE= 1137 F EXIT 1=1607 F EXIT 2=1585 F EXIT 3=1576 F EXIT 4=1604 F EXIT 5=1608 F EXIT 6=1598 F SP(8')= 2123 F SP(13')=2026 F SP(19')= 1952 F SP(27')= 118 F
SORBENT LBS/HR= 0 SORBENT VELOCITY= 0 FT/SEC SORBENT AIR FLOW= 0 SCFM (Ca)/(S)= 0.00 EXCESS AIR
VALID DATA POINT # 10 ELAPSED TIME, MIN 6 RECORD ON TRK 1 FILE 25

625	15:05:01	47.2	8011			2275	1839	1597	1715	1783	0	9208	2275	0.18	0.76	0.35	0.28	1.15	2.8	26.0	16.4	210.0	0.0
						156							156						0.0	30.0	18.9	242.3	0.0
		0.0	0.0	61.7		439	676	678	676	676	504		64						3.0	25.7	16.2	207.7	0.0

KTRON= 5000 SLEEVE #1 = 1.50 in SLEEVE #2 = -6.50 in SPREADER = 1.5 in OUT REG= 45 (CW)DEG IN REG = 40 (CW)DEG P WBOX= 1.50 in H2O FURNACE P= 0.03 in H2O COAL P= 3.00 in H2O MILL OUT= 164 F
T WB(in)= 469 F T WB(out)= 470 F SAMPLE= 987 F EXIT 1=1520 F EXIT 2=1493 F EXIT 3=1538 F EXIT 4=1519 F EXIT 5=1463 F EXIT 6=1504 F SP(8')= 2036 F SP(13')=1953 F SP(19')= 1870 F SP(27')= 93 F
SORBENT LBS/HR= 0 SORBENT VELOCITY= 0 FT/SEC SORBENT AIR FLOW= 0 SCFM (Ca)/(S)= 0.00 BASELINE - 50MKB
VALID DATA POINT # 11 ELAPSED TIME, MIN 6 RECORD ON TRK 1 FILE 26

645	15:20:23	47.8	8114			2099	1696	1657	1589	1636	0	8677	2099	0.15	0.68	0.34	0.26	1.07	1.4	110.0	17.6	145.0	0.0
						154							154						0.0	117.9	18.9	155.4	0.0
		0.0	0.0	61.7		435	679	683	680	679	488		59						3.0	101.0	16.2	133.2	0.0

KTRON= 5000 SLEEVE #1 = 1.50 in SLEEVE #2 = -6.50 in SPREADER = 1.5 in OUT REG= 45 (CW)DEG IN REG = 40 (CW)DEG P WBOX= 1.20 in H2O FURNACE P= 0.01 in H2O COAL P= 3.00 in H2O MILL OUT= 165 F
T WB(in)= 465 F T WB(out)= 466 F SAMPLE= 962 F EXIT 1=1522 F EXIT 2=1512 F EXIT 3=1557 F EXIT 4=1537 F EXIT 5=1469 F EXIT 6=1502 F SP(8')= 2057 F SP(13')=1965 F SP(19')= 1873 F SP(27')= 130 F
SORBENT LBS/HR= 0 SORBENT VELOCITY= 0 FT/SEC SORBENT AIR FLOW= 0 SCFM (Ca)/(S)= 0.00 LOW EXCESS AIR
VALID DATA POINT # 12 ELAPSED TIME, MIN 5 RECORD ON TRK 1 FILE 27

DATE : 02-27-86 NOZ'L. DES. : BASELINE
SYSTEM : LWS-INS. SEC. CONFGN : ASP
BURNER : XCL-80 MKB SPREADER : 30 DEG IMP
FUEL : OHIO-PITTS OIL CHECK : -0.96

PT#	TIME	LOAD MBTU/HR	TA	PRIM	V-2	V-3	V-4	V-5	V-6	TOTAL	PRIM	PITOT1	PITOT2	PITOT3	SRP	SRT	O2	CO	CO2	NO	SO2
OIL		CALC	SCFM				FLOW SCFM				TEMP (F)		PRES (in H2O)				MEASURED				
(%)	LOAD	MEAS					TEMP (F)				VELOCITY (FT/SEC)								CORR TO 0% O2		
																			CORR TO 3% O2		
665	15:37:22	48.5	8241	2153	1966	2024	1842	1913	0	9898	2153	0.22	0.90	0.42	0.26	1.20	3.6	30.0	15.4	190.0	0.0
											150						0.0	36.2	18.6	229.3	0.0
0.0	0.0	61.7		440	678	680	677	676	503		60						3.0	31.0	15.9	196.6	0.0

KTRON= 5000 SLEEVE #1 = 1.50 in SLEEVE #2 = -6.50 in SPREADER = 1.5 in OUT REG= 45 (CW)DEG IN REG = 40 (CW)DEG P WBOX= 1.80 in H2O FURNACE P= 0.25 in H2O COAL P= 3.00 in H2O MILL OUT= 162 F
T WB(in)= 465 F T WB(out)= 465 F SAMPLE= 991 F EXIT 1=1502 F EXIT 2=1469 F EXIT 3=1513 F EXIT 4=1489 F EXIT 5=1484 F EXIT 6=1493 F SP(8')= 1961 F SP(13')=1891 F SP(19')= 1808 F SP(27')= 119 F
SORBENT LBS/HR= 0 SORBENT VELOCITY= 0 FT/SEC SORBENT AIR FLOW= 0 SCFM (Ca)/(S)= 0.00 EXCESS AIR
VALID DATA POINT # 13 ELAPSED TIME, MIN 5 RECORD ON TRK 1 FILE 28

678	15:46:19	50.1	8499	2140	2217	2351	2078	2160	0	10947	2140	0.20	1.15	0.55	0.25	1.29	4.8	22.0	14.2	210.0	0.0
											152						0.0	28.5	18.4	272.2	0.0
0.0	0.0	61.7		439	676	677	674	673	513		60						3.0	24.4	15.8	233.3	0.0

KTRON= 5000 SLEEVE #1 = 1.50 in SLEEVE #2 = -6.50 in SPREADER = 1.5 in OUT REG= 45 (CW)DEG IN REG = 40 (CW)DEG P WBOX= 2.00 in H2O FURNACE P= 0.07 in H2O COAL P= 3.00 in H2O MILL OUT= 164 F
T WB(in)= 469 F T WB(out)= 469 F SAMPLE= 1009 F EXIT 1=1484 F EXIT 2=1451 F EXIT 3=1507 F EXIT 4=1474 F EXIT 5=1459 F EXIT 6=1468 F SP(8')= 1933 F SP(13')=1874 F SP(19')= 1800 F SP(27')= 119 F
SORBENT LBS/HR= 0 SORBENT VELOCITY= 0 FT/SEC SORBENT AIR FLOW= 0 SCFM (Ca)/(S)= 0.00 EXCESS AIR
VALID DATA POINT # 14 ELAPSED TIME, MIN 5 RECORD ON TRK 1 FILE 29

DATE : 02-28-86 | NOZZLE DES. : BASELINE
SYSTEM : LOWS-INS. | SEC. CONFGN : ASP
BURNER : XCL-80 MKII | SPREADER : 30 DEG IMP
FUEL : UTAH1.2 | OIL CHECK : 0.24

PT#	TIME	LOAD MBTU/HR CALC	TA SCFM	PRIM	V-2	V-3	V-4	V-5	V-6	TOTAL	PRIM FLOW SCFM TEMP (F) VELOCITY (FT/SEC)	PITOT1	PITOT2	PITOT3	SRP	SRT	O2	CO	CO2	NO	SO2
	OIL						FLOW SCFM					PRES (in H2O)					MEASURED				
(%)	LOAD	MEAS					TEMP (F)										CORR TO 0% O2				
																	CORR TO 3% O2				
253	11:06:41	80.1	13401	2287	3355	3382	3326	3222	0	15572	2287	0.55	2.40	1.83	0.17	1.16	3.0	23.0	16.2	350.0	0.0
											142						0.0	26.8	18.9	408.3	0.0
0.0	0.0	94.3		480	665	661	658	657	598		63						3.0	23.0	16.2	350.0	0.0
KTRON= 7600 SLEEVE #1 = 3.00 in SLEEVE #2 = -6.50 in SPREADER = 0.0 in OUT REG= 45 (CW)DEG IN REG = 30 (CW)DEG P WBOX= 4.50 in H20 FURNACE P= 0.21 in H20 COAL P= 4.10 in H20 MILL OUT= 148 F																					
T WB(in)= 485 F T WB(out)= 485 F SAMPLE= 1202 F EXIT 1=1575 F EXIT 2=1413 F EXIT 3=1594 F EXIT 4=1625 F EXIT 5=1603 F EXIT 6=1646 F SP(8')= 2189 F SP(13')=2046 F SP(19')= 1985 F SP(27')= 1542 F																					
SORBENT LBS/HR= 0 SORBENT VELOCITY= 0 FT/SEC SORBENT AIR FLOW= 0 SCFM (Ca)/(S)= 0.00 BASLLINE FULL LOAD																					
VALID DATA POINT # 1 ELAPSED TIME, MIN 6 RECORD ON TRK 1 FILE 30																					
305	11:38:32	79.8	13350	2332	3321	3303	3262	3212	0	15429	2332	0.62	2.40	1.15	0.17	1.16	2.9	20.0	16.0	300.0	0.0
											142						0.0	23.2	18.6	348.1	0.0
0.0	0.0	93.6		475	667	663	661	661	567		64						3.0	19.9	15.9	298.3	0.0
KTRON= 7550 SLEEVE #1 = 1.50 in SLEEVE #2 = -6.50 in SPREADER = 1.5 in OUT REG= 45 (CW)DEG IN REG = 40 (CW)DEG P WBOX= 4.50 in H20 FURNACE P= 0.19 in H20 COAL P= 3.60 in H20 MILL OUT= 148 F																					
T WB(in)= 478 F T WB(out)= 479 F SAMPLE= 1217 F EXIT 1=1566 F EXIT 2= 202 F EXIT 3=1611 F EXIT 4=1610 F EXIT 5=1604 F EXIT 6=1646 F SP(8')= 2255 F SP(13')=2125 F SP(19')= 2045 F SP(27')= 1523 F																					
SORBENT LBS/HR= 0 SORBENT VELOCITY= 0 FT/SEC SORBENT AIR FLOW= 0 SCFM (Ca)/(S)= 0.00 BASELINE																					
VALID DATA POINT # 2 ELAPSED TIME, MIN 7 RECORD ON TRK 1 FILE 31																					
336	12:02:26	80.9	13529	2324	3180	3165	3108	3137	0	14914	2324	0.56	2.25	1.02	0.17	1.10	2.0	25.0	17.0	230.0	0.0
											142						0.0	27.6	18.8	254.2	0.0
0.0	0.0	93.6		483	668	665	663	662	565		64						3.0	23.7	16.1	217.9	0.0
KTRON= 7550 SLEEVE #1 = 1.50 in SLEEVE #2 = -6.50 in SPREADER = 1.5 in OUT REG= 45 (CW)DEG IN REG = 40 (CW)DEG P WBOX= 4.00 in H20 FURNACE P= 0.18 in H20 COAL P= 3.60 in H20 MILL OUT= 148 F																					
T WB(in)= 477 F T WB(out)= 478 F SAMPLE= 1204 F EXIT 1=1567 F EXIT 2= 206 F EXIT 3=1601 F EXIT 4=1611 F EXIT 5=1599 F EXIT 6=1649 F SP(8')= 2280 F SP(13')=2142 F SP(19')= 2052 F SP(27')= 1526 F																					
SORBENT LBS/HR= 0 SORBENT VELOCITY= 0 FT/SEC SORBENT AIR FLOW= 0 SCFM (Ca)/(S)= 0.00 LOW EXCESS AIR																					
VALID DATA POINT # 3 ELAPSED TIME, MIN 6 RECORD ON TRK 1 FILE 32																					
354	12:16:02	81.4	13623	2315	3515	3552	3487	3402	0	16272	2315	0.67	2.66	1.25	0.17	1.19	3.5	20.0	15.6	345.0	0.0
											142						0.0	24.0	18.7	414.0	0.0
0.0	0.0	93.6		486	663	659	657	656	568		64						3.0	20.6	16.0	354.9	0.0
KTRON= 7550 SLEEVE #1 = 1.50 in SLEEVE #2 = -6.50 in SPREADER = 1.5 in OUT REG= 45 (CW)DEG IN REG = 40 (CW)DEG P WBOX= 4.80 in H20 FURNACE P= 0.24 in H20 COAL P= 3.60 in H20 MILL OUT= 146 F																					
T WB(in)= 479 F T WB(out)= 480 F SAMPLE= 1218 F EXIT 1=1508 F EXIT 2= 199 F EXIT 3=1591 F EXIT 4=1582 F EXIT 5=1585 F EXIT 6=1627 F SP(8')= 2222 F SP(13')=2091 F SP(19')= 2019 F SP(27')= 1499 F																					
SORBENT LBS/HR= 0 SORBENT VELOCITY= 0 FT/SEC SORBENT AIR FLOW= 0 SCFM (Ca)/(S)= 0.00 EXCESS AIR																					
VALID DATA POINT # 4 ELAPSED TIME, MIN 6 RECORD ON TRK 1 FILE 33																					
378	12:33:07	85.0	14222	2314	4108	4227	4036	4088	0	18773	2314	0.90	3.70	1.70	0.16	1.32	5.2	15.0	13.8	455.0	0.0
											141						0.0	19.9	18.3	604.7	0.0
0.0	0.0	93.6		466	647	646	645	644	569		64						3.0	17.1	15.7	518.4	0.0
KTRON= 7550 SLEEVE #1 = 1.50 in SLEEVE #2 = -6.50 in SPREADER = 1.5 in OUT REG= 45 (CW)DEG IN REG = 40 (CW)DEG P WBOX= 5.60 in H20 FURNACE P= 0.30 in H20 COAL P= 3.60 in H20 MILL OUT= 143 F																					
T WB(in)= 478 F T WB(out)= 478 F SAMPLE= 1270 F EXIT 1=1262 F EXIT 2= 201 F EXIT 3=1601 F EXIT 4=1594 F EXIT 5=1597 F EXIT 6=1622 F SP(8')= 2205 F SP(13')=2076 F SP(19')= 2016 F SP(27')= 1520 F																					
SORBENT LBS/HR= 0 SORBENT VELOCITY= 0 FT/SEC SORBENT AIR FLOW= 0 SCFM (Ca)/(S)= 0.00 EXCESS AIR																					
VALID DATA POINT # 5 ELAPSED TIME, MIN 6 RECORD ON TRK 1 FILE 34																					
433	13:08:17	62.0	10376	2319	2355	2232	2315	2275	0	11497	2319	0.34	1.25	0.62	0.22	1.11	2.1	60.0	17.4	185.0	0.0
											153						0.0	66.7	19.3	205.6	0.0
0.0	0.0	73.2		479	680	677	675	674	557		65						3.0	57.1	16.6	176.2	0.0
KTRON= 5900 SLEEVE #1 = 1.50 in SLEEVE #2 = -6.50 in SPREADER = 1.5 in OUT REG= 45 (CW)DEG IN REG = 40 (CW)DEG P WBOX= 2.50 in H20 FURNACE P= 0.10 in H20 COAL P= 3.20 in H20 MILL OUT= 161 F																					
T WB(in)= 480 F T WB(out)= 480 F SAMPLE= 1077 F EXIT 1=1492 F EXIT 2=1487 F EXIT 3=1511 F EXIT 4=1491 F EXIT 5=1504 F EXIT 6=1535 F SP(8')= 2103 F SP(13')=1966 F SP(19')= 1885 F SP(27')= 1440 F																					
SORBENT LBS/HR= 0 SORBENT VELOCITY= 0 FT/SEC SORBENT AIR FLOW= 0 SCFM (Ca)/(S)= 0.00 LOW EXCESS AIR																					
VALID DATA POINT # 6 ELAPSED TIME, MIN 6 RECORD ON TRK 1 FILE 35																					

DATE	: 02-28-86	NOZ'L. DES.	: BASELINE
SYSTEM	: LWS-INS.	SEC. CONFGN	: ASP
BURNER	: XCL-80 MK X	SPREADER	: 30 DEG IMP
FUEL	: UTAH 2	OIL CHECK	: 0.24

PT#	TIME	LOAD OIL (%)	LOAD MBTU/HR CALC	LOAD MBTU/HR MEAS	TA SCFM	PRIM	V-2	V-3	V-4	V-5	V-6	TOTAL	PRIM FLOW SCFM / TEMP (F) / VELOCITY (FT/SEC)	PITOT1	PITOT2	PITOT3	SRP	SRT	O2	CO	CO2	NO	SO2
						FLOW SCFM								PRES (in H2O)			MEASURED		MEASURED				
						TEMP (F)													CORR TO 0% O2				
																			CORR TO 3% O2				
450	13:19:34	63.0		10537		2292	2503	2394	2464	2460	0	12113	2292	0.37	1.35	0.65	0.22	1.15	2.8	50.0	16.6	190.0	0.0
													154						0.0	57.7	19.2	219.2	0.0
0.0	0.0	73.2				493	683	679	676	675	558		64						3.0	49.5	16.4	187.9	0.0
KTRON= 5900 SLEEVE #1 = 1.50 in SLEEVE #2 = -6.50 in SPREADER = 1.5 in OUT REG= 45 (CW)DEG IN REG = 40 (CW)DEG P WBOX= 2.60 in H2O FURNACE P= 0.12 in H2O COAL P= 3.20 in H2O MILL OUT= 161 F																							
T WB(in)= 482 F T WB(out)= 483 F SAMPLE= 1081 F EXIT 1=1463 F EXIT 2= 246 F EXIT 3=1462 F EXIT 4=1468 F EXIT 5=1455 F EXIT 6=1511 F SP(8')= 2081 F SP(13')=1939 F SP(19')= 1858 F SP(27')= 1420 F																							
SORBENT LBS/HR= 0 SORBENT VELOCITY= 0 FT/SEC SORBENT AIR FLOW= 0 SCFM [Ca]/[S]= 0.00 BASELINE - 60MKB																							
VALID DATA POINT # 7 ELAPSED TIME, MIN 6 RECORD ON TRK 1 FILE 36																							
476	13:35:04	63.3		10594		2318	2635	2531	2592	2578	0	12654	2318	0.40	1.60	0.75	0.22	1.19	3.5	35.0	16.0	230.0	0.0
													152						0.0	42.0	19.2	276.0	0.0
0.0	0.0	73.2				476	681	678	675	674	557		65						3.0	36.0	16.5	236.6	0.0
KTRON= 5900 SLEEVE #1 = 1.50 in SLEEVE #2 = -6.50 in SPREADER = 1.5 in OUT REG= 45 (CW)DEG IN REG = 40 (CW)DEG P WBOX= 2.90 in H2O FURNACE P= 0.12 in H2O COAL P= 3.20 in H2O MILL OUT= 162 F																							
T WB(in)= 480 F T WB(out)= 481 F SAMPLE= 1094 F EXIT 1=1468 F EXIT 2= 992 F EXIT 3=1450 F EXIT 4=1457 F EXIT 5=1463 F EXIT 6=1501 F SP(8')= 2061 F SP(13')=1923 F SP(19')= 1846 F SP(27')= 1426 F																							
SORBENT LBS/HR= 0 SORBENT VELOCITY= 0 FT/SEC SORBENT AIR FLOW= 0 SCFM [Ca]/[S]= 0.00 EXCESS AIR																							
VALID DATA POINT # 8 ELAPSED TIME, MIN 5 RECORD ON TRK 1 FILE 37																							
497	13:52:26	64.8		10842		2311	3003	2958	2949	2915	0	14136	2311	0.52	2.00	0.92	0.21	1.30	5.0	24.0	14.4	300.0	0.0
													155						0.0	31.5	18.9	393.8	0.0
0.0	0.0	73.2				482	672	669	667	666	563		65						3.0	27.0	16.2	337.5	0.0
KTRON= 5900 SLEEVE #1 = 1.50 in SLEEVE #2 = -6.50 in SPREADER = 1.5 in OUT REG= 45 (CW)DEG IN REG = 40 (CW)DEG P WBOX= 3.60 in H2O FURNACE P= 0.16 in H2O COAL P= 3.20 in H2O MILL OUT= 164 F																							
T WB(in)= 480 F T WB(out)= 480 F SAMPLE= 1118 F EXIT 1=1435 F EXIT 2= 197 F EXIT 3=1462 F EXIT 4=1451 F EXIT 5=1470 F EXIT 6=1496 F SP(8')= 2052 F SP(13')=1915 F SP(19')= 1848 F SP(27')= 1387 F																							
SORBENT LBS/HR= 0 SORBENT VELOCITY= 0 FT/SEC SORBENT AIR FLOW= 0 SCFM [Ca]/[S]= 0.00 EXCESS AIR																							
VALID DATA POINT # 9 ELAPSED TIME, MIN 6 RECORD ON TRK 1 FILE 38																							
542	14:23:22	58.8		8502		2279	1979	1760	1943	1919	0	9880	2279	0.23	0.90	0.45	0.27	1.16	3.0	45.0	16.4	150.0	350.0
													161						0.0	52.5	19.1	175.0	408.3
0.0	0.0	60.8				473	688	684	681	680	541		65						3.0	45.0	16.4	150.0	350.0
KTRON= 4900 SLEEVE #1 = 1.50 in SLEEVE #2 = -6.50 in SPREADER = 1.5 in OUT REG= 45 (CW)DEG IN REG = 40 (CW)DEG P WBOX= 1.70 in H2O FURNACE P= 0.06 in H2O COAL P= 3.20 in H2O MILL OUT= 173 F																							
T WB(in)= 475 F T WB(out)= 476 F SAMPLE= 976 F EXIT 1=1391 F EXIT 2=1367 F EXIT 3=1415 F EXIT 4=1357 F EXIT 5=1361 F EXIT 6=1415 F SP(8')= 1991 F SP(13')=1854 F SP(19')= 1758 F SP(27')= 1503 F																							
SORBENT LBS/HR= 0 SORBENT VELOCITY= 0 FT/SEC SORBENT AIR FLOW= 0 SCFM [Ca]/[S]= 0.00 BASELINE - 50MKB																							
VALID DATA POINT # 10 ELAPSED TIME, MIN 8 RECORD ON TRK 1 FILE 39																							
561	14:37:51	49.3		8249		2298	1825	1574	1763	1776	0	9235	2298	0.17	0.75	0.35	0.28	1.12	2.3	50.0	17.0	135.0	350.0
													159						0.0	56.1	19.1	151.6	393.0
0.0	0.0	60.8				456	694	690	686	686	532		65						3.0	48.1	16.4	129.9	336.9
KTRON= 4900 SLEEVE #1 = 1.50 in SLEEVE #2 = -6.50 in SPREADER = 1.5 in OUT REG= 45 (CW)DEG IN REG = 40 (CW)DEG P WBOX= 1.50 in H2O FURNACE P= 0.03 in H2O COAL P= 3.20 in H2O MILL OUT= 171 F																							
T WB(in)= 478 F T WB(out)= 478 F SAMPLE= 968 F EXIT 1=1380 F EXIT 2=1348 F EXIT 3=1401 F EXIT 4=1345 F EXIT 5=1340 F EXIT 6=1405 F SP(8')= 1987 F SP(13')=1840 F SP(19')= 1739 F SP(27')= 1317 F																							
SORBENT LBS/HR= 0 SORBENT VELOCITY= 0 FT/SEC SORBENT AIR FLOW= 0 SCFM [Ca]/[S]= 0.00 LOW EXCESS AIR																							
VALID DATA POINT # 11 ELAPSED TIME, MIN 6 RECORD ON TRK 1 FILE 40																							
586	14:55:30	52.7		8814		2290	2159	1965	2111	2121	0	10647	2290	0.25	1.00	0.50	0.26	1.21	3.7	35.0	15.6	180.0	300.0
													150						0.0	42.5	18.9	218.5	364.2
0.0	0.0	60.8				454	690	687	684	683	539		65						3.0	36.4	16.2	187.3	312.1
KTRON= 4900 SLEEVE #1 = 1.50 in SLEEVE #2 = -6.50 in SPREADER = 1.5 in OUT REG= 45 (CW)DEG IN REG = 40 (CW)DEG P WBOX= 1.90 in H2O FURNACE P= 0.70 in H2O COAL P= 3.20 in H2O MILL OUT= 170 F																							
T WB(in)= 477 F T WB(out)= 478 F SAMPLE= 1009 F EXIT 1=1382 F EXIT 2=1367 F EXIT 3=1400 F EXIT 4=1363 F EXIT 5=1385 F EXIT 6=1414 F SP(8')= 1979 F SP(13')=1832 F SP(19')= 1742 F SP(27')= 1497 F																							
SORBENT LBS/HR= 0 SORBENT VELOCITY= 0 FT/SEC SORBENT AIR FLOW= 0 SCFM [Ca]/[S]= 0.00 EXCESS AIR																							
VALID DATA POINT # 12 ELAPSED TIME, MIN 6 RECORD ON TRK 1 FILE 41																							

DATE	: 02-28-86	NOZZL. DES.	: BASELINE
SYSTEM	: LWS-INS.	SEC. CONFGN	: ASP
BURNER	: XCL-80 MKB	SPREADER	: 30 DEG IMP
FUEL	: UTAH1.22	OIL CHECK	: 0.24

PT#	TIME	LOAD OIL (%)	LOAD MBTU/HR CALC	LOAD MBTU/HR MEAS	TA SCFM		PRIM	V-2	V-3	V-4	V-5	V-6	TOTAL	PRIM FLOW SCFM / TEMP (F) / VELOCITY (FT/SEC)	PITOT1	PITOT2	PITOT3	SKP	SRT	O2	CO	CO2	NO	SO2
							FLOW SCFM								PRES (in H20)			MEASURED							
							TEMP (F)															CORR TO 0% O2			
							VELOCITY (FT/SEC)															CORR TO 3% O2			
603	15:06:37	54.0		9032			2307	2404	2304	2376	2385	0	11776	2307	0.30	1.30	0.60	0.26	1.30	5.0	30.0	14.0	220.8	275.0
														158						0.0	39.4	18.4	288.8	360.9
	0.0	0.0	60.8				452	682	680	678	678	544		65						3.0	33.8	15.8	247.5	309.4

KTRON= 4900 SLEEVE #1 = 1.50 in SLEEVE #2 = -6.50 in SPREADER = 1.5 in OUT REG= 45 (CW)DEG IN REG = 40 (CW)DEG P WBOX= 2.40 in H20 FURNACE P= 0.12 in H20 COAL P= 3.20 in H20 MILL OUT= 169 F

T WB(in)= 480 F T WB(out)= 481 F SAMPLE= 1028 F EXIT 1=1372 F EXIT 2=1370 F EXIT 3=1371 F EXIT 4=1341 F EXIT 5=1361 F EXIT 6=1388 F SP(8')= 1924 F SP(13')=1796 F SP(19')= 1717 F SP(27')= 175 F

SORBENT LBS/HR= 0 SORBENT VELOCITY= 0 FT/SEC SORBENT AIR FLOW= 0 SCFM (Ca)/(S)= 0.00 EXCESS AIR

VALID DATA POINT # 13 ELAPSED TIME, MIN 8 RECORD ON TRK 1 FILE 42

DATE : 03-03-86 NOZZL.DES. : BASELINE
SYSTEM : LWS-ENS. SEC.CONFGN : ASP
BURNER : XCL-80 MKB SPREADER : 30 DEG IMP
FUEL : LOWER KITT OIL CHECK : -0.30

PT#	TIME	LOAD	MBTU/HR	TA	PRIM	V-2	V-3	V-4	V-5	V-6	TOTAL	PRIM	PITOT1	PITOT2	PITOT3	SRP	SRT	O2	CO	CO2	NO	SO2
		OIL	CALC			FLOW SCFM						FLOW SCFM	PRES (in H20)			MEASURED				CORR TO 0% O2		
(%)		LOAD	MEAS	SCFM		TEMP (F)						TEMP (F) VELOCITY (FT/SEC)								CORR TO 3% O2		
426	13:05:13	80.4	13584		2396	3377	3285	3303	3340	0	15701	2396	0.64	2.25	1.05	0.18	1.16	2.9	18.0	16.0	510.0	0.0
												143						0.0	20.9	18.6	591.7	0.0
0.0	0.0	92.1			425	660	656	655	654	590		66						3.0	17.9	15.9	507.2	0.0
KTRON= 6800		SLEEVE #1 = 3.00 in		SLEEVE #2 = -6.50 in		SPREADER = 0.0 in			OUT REG= 45 (CW)DEG			IN REG = 30 (CW)DEG		P WBOX= 4.20 in H20		FURNACE P= 0.17 in H20		COAL P= 3.20 in H20		MILL OUT= 147 F		
T WB(in)= 475 F		T WB(out)= 476 F		SAMPLE= 1234 F		EXIT 1=1706 F		EXIT 2=1709 F		EXIT 3=1746 F		EXIT 4=1743 F		EXIT 5=1713 F		EXIT 6=1750 F		SP(8')= 2321 F		SP(13')=2183 F		SP(19')= 2119 F SP(27')= 1617 F
SORBENT LBS/HR= 0		SORBENT VELOCITY= 0 FT/SEC		SORBENT AIR FLOW= 0 SCFM				[Ca]/[S]= 0.00				BASELINE FULL LOAD										
VALID DATA POINT # 1		ELAPSED TIME, MIN 5		RECORD ON TRK 1		FILE 43																
481	13:45:32	79.5	13421		2258	3331	3270	3279	3290	0	15429	2258	0.53	2.50	1.10	0.17	1.15	2.8	15.0	16.2	430.0	0.0
												156						0.0	17.3	18.7	496.2	0.0
0.0	0.0	91.5			439	659	658	657	657	570		64						3.0	14.8	16.0	425.3	0.0
KTRON= 6750		SLEEVE #1 = 1.50 in		SLEEVE #2 = -6.50 in		SPREADER = 1.5 in			OUT REG= 45 (CW)DEG			IN REG = 40 (CW)DEG		P WBOX= 4.40 in H20		FURNACE P= 0.15 in H20		COAL P= 2.50 in H20		MILL OUT= 164 F		
T WB(in)= 472 F		T WB(out)= 472 F		SAMPLE= 1222 F		EXIT 1=1693 F		EXIT 2=1696 F		EXIT 3=1749 F		EXIT 4=1727 F		EXIT 5=1705 F		EXIT 6=1741 F		SP(8')= 2331 F		SP(13')=2204 F		SP(19')= 2155 F SP(27')= 1588 F
SORBENT LBS/HR= 0		SORBENT VELOCITY= 0 FT/SEC		SORBENT AIR FLOW= 0 SCFM				[Ca]/[S]= 0.00				BASELINE										
VALID DATA POINT # 2		ELAPSED TIME, MIN 7		RECORD ON TRK 1		FILE 44																
506	14:02:02	79.1	13360		2164	3050	2993	2982	3030	0	14218	2164	0.47	2.07	0.97	0.16	1.06	1.3	20.0	17.9	330.0	0.0
												154						0.0	21.3	19.0	351.8	0.0
0.0	0.0	91.5			450	662	661	661	660	538		61						3.0	18.3	16.3	301.5	0.0
KTRON= 6750		SLEEVE #1 = 1.50 in		SLEEVE #2 = -6.50 in		SPREADER = 1.5 in			OUT REG= 45 (CW)DEG			IN REG = 40 (CW)DEG		P WBOX= 3.80 in H20		FURNACE P= 0.12 in H20		COAL P= 2.50 in H20		MILL OUT= 157 F		
T WB(in)= 476 F		T WB(out)= 476 F		SAMPLE= 1184 F		EXIT 1=1672 F		EXIT 2=1697 F		EXIT 3=1751 F		EXIT 4=1725 F		EXIT 5=1721 F		EXIT 6=1743 F		SP(8')= 2358 F		SP(13')=2245 F		SP(19')= 2181 F SP(27')= 1588 F
SORBENT LBS/HR= 0		SORBENT VELOCITY= 0 FT/SEC		SORBENT AIR FLOW= 0 SCFM				[Ca]/[S]= 0.00				LOW EXCESS AIR										
VALID DATA POINT # 3		ELAPSED TIME, MIN 8		RECORD ON TRK 1		FILE 45																
537	14:23:41	79.6	13437		2280	3442	3433	3414	3393	0	15961	2280	0.58	2.68	1.20	0.17	1.19	3.4	25.0	15.4	480.0	0.0
												154						0.0	29.8	18.4	572.7	0.0
0.0	0.0	91.5			434	651	650	650	650	525		64						3.0	25.6	15.0	490.9	0.0
KTRON= 6750		SLEEVE #1 = 1.50 in		SLEEVE #2 = -6.50 in		SPREADER = 1.5 in			OUT REG= 45 (CW)DEG			IN REG = 40 (CW)DEG		P WBOX= 4.80 in H20		FURNACE P= 0.17 in H20		COAL P= 2.50 in H20		MILL OUT= 158 F		
T WB(in)= 469 F		T WB(out)= 469 F		SAMPLE= 1239 F		EXIT 1=1691 F		EXIT 2=1703 F		EXIT 3=1741 F		EXIT 4=1720 F		EXIT 5=1707 F		EXIT 6=1728 F		SP(8')= 2360 F		SP(13')=2218 F		SP(19')= 2154 F SP(27')= 1600 F
SORBENT LBS/HR= 0		SORBENT VELOCITY= 0 FT/SEC		SORBENT AIR FLOW= 0 SCFM				[Ca]/[S]= 0.00				EXCESS AIR										
VALID DATA POINT # 4		ELAPSED TIME, MIN 8		RECORD ON TRK 1		FILE 46																
557	14:38:33	80.3	13551		2197	3968	3996	3951	3888	0	18000	2197	0.70	3.40	1.60	0.16	1.33	5.3	22.0	13.8	530.0	0.0
												152						0.0	29.4	18.5	708.9	0.0
0.0	0.0	91.5			449	642	642	643	642	526		61						3.0	25.2	15.8	607.6	0.0
KTRON= 6750		SLEEVE #1 = 1.50 in		SLEEVE #2 = -6.50 in		SPREADER = 1.5 in			OUT REG= 45 (CW)DEG			IN REG = 40 (CW)DEG		P WBOX= 6.20 in H20		FURNACE P= 0.23 in H20		COAL P= 2.50 in H20		MILL OUT= 159 F		
T WB(in)= 471 F		T WB(out)= 471 F		SAMPLE= 1266 F		EXIT 1=1660 F		EXIT 2=1679 F		EXIT 3=1717 F		EXIT 4=1691 F		EXIT 5=1670 F		EXIT 6=1697 F		SP(8')= 2271 F		SP(13')=2167 F		SP(19')= 2119 F SP(27')= 1567 F
SORBENT LBS/HR= 0		SORBENT VELOCITY= 0 FT/SEC		SORBENT AIR FLOW= 0 SCFM				[Ca]/[S]= 0.00				EXCESS AIR										
VALID DATA POINT # 5		ELAPSED TIME, MIN 7		RECORD ON TRK 1		FILE 47																
625	15:20:03	61.2	10327		2312	2494	2313	2445	2436	0	12001	2312	0.34	1.37	0.64	0.22	1.16	3.0	25.0	16.0	230.0	0.0
												153						0.0	29.2	18.7	268.3	0.0
0.0	0.0	73.2			416	672	670	669	667	511		65						3.0	25.0	16.0	230.0	0.0
KTRON= 5400		SLEEVE #1 = 1.50 in		SLEEVE #2 = -6.50 in		SPREADER = 1.5 in			OUT REG= 45 (CW)DEG			IN REG = 40 (CW)DEG		P WBOX= 3.60 in H20		FURNACE P= 0.07 in H20		COAL P= 2.60 in H20		MILL OUT= 158 F		
T WB(in)= 471 F		T WB(out)= 472 F		SAMPLE= 1092 F		EXIT 1=1565 F		EXIT 2=1565 F		EXIT 3=1611 F		EXIT 4=1599 F		EXIT 5=1585 F		EXIT 6=1599 F		SP(8')= 2208 F		SP(13')=2086 F		SP(19')= 2020 F SP(27')= 1479 F
SORBENT LBS/HR= 0		SORBENT VELOCITY= 0 FT/SEC		SORBENT AIR FLOW= 0 SCFM				[Ca]/[S]= 0.00				BASELINE - 60MKB										
VALID DATA POINT # 6		ELAPSED TIME, MIN 8		RECORD ON TRK 1		FILE 48																

DATE : 03-03-86 NOZ'L. DES. : BASELINE
SYSTEM : LWS-INS. SEC. CONFGN : ASP
BURNER : XCL-80 MKB SPREADER : 30 DEG IMP
FUEL : LOWER KITT OIL CHECK : -0.30

PT#	TIME	LOAD MBTU/HR CALC	TA SCFM	PRIM	V-2	V-3	V-4	V-5	V-6	TOTAL	PRIM	PITOT1	PITOT2	PITOT3	SRP	SRT	O2	CO	CO2	NO	SO2
	OIL						FLOW SCFM				FLOW SCFM		PRES (in H2O)			MEASURED			MEASURED		
(%)	LOAD	MEAS					TEMP (F)				TEMP (F) VELOCITY (FT/SEC)								CORR TO 0% O2		
																			CORR TO 3% O2		
639	15:34:59	60.6	10228	2306	2211	2025	2182	2161	0	10884	2306	0.25	1.09	0.52	0.23	1.06	1.3	50.0	17.4	170.0	0.0
											153						0.0	53.3	18.5	181.2	0.0
0.0	0.0	73.2		410	673	672	671	670	508		65						3.0	45.7	15.9	155.3	0.0
KTRON= 5400 SLEEVE #1 = 1.50 in SLEEVE #2 = -6.50 in SPREADER = 1.5 in OUT REG= 45 (CW)DEG IN REG = 40 (CW)DEG P WBOX= 2.10 in H20 FURNACE P= 0.04 in H20 COAL P= 2.60 in H20 MILL OUT= 158 F																					
T WB(in)= 468 F T WB(out)= 469 F SAMPLE= 1029 F EXIT 1=1579 F EXIT 2=1575 F EXIT 3=1623 F EXIT 4=1611 F EXIT 5=1573 F EXIT 6=1597 F SP(8')= 2173 F SP(13')=2076 F SP(19')= 2005 F SP(27')= 1495 F																					
SORBENT LBS/HR= 0 SORBENT VELOCITY= 0 FT/SEC SORBENT AIR FLOW= 0 SCFM [Ca]/[S]= 0.00 LOW EXCESS AIR																					
VALID DATA POINT # 7 ELAPSED TIME, MIN 8 RECORD ON TRK 1 FILE 49																					
656	15:47:33	62.0	10466	2333	2678	2545	2658	2648	0	12861	2333	0.32	1.60	0.75	0.22	1.23	4.0	23.0	15.0	360.0	0.0
											152						0.0	28.4	18.5	444.7	0.0
0.0	0.0	73.2		403	669	668	667	666	516		65						3.0	24.4	15.9	381.2	0.0
KTRON= 5400 SLEEVE #1 = 1.50 in SLEEVE #2 = -6.50 in SPRLADER = 1.5 in OUT REG= 45 (CW)DEG IN REG = 40 (CW)DEG P WBOX= 3.00 in H20 FURNACE P= 0.07 in H20 COAL P= 2.60 in H20 MILL OUT= 159 F																					
T WB(in)= 470 F T WB(out)= 470 F SAMPLE= 1103 F EXIT 1=1541 F EXIT 2=1573 F EXIT 3=1612 F EXIT 4=1587 F EXIT 5=1580 F EXIT 6=1595 F SP(8')= 2232 F SP(13')=2067 F SP(19')= 2007 F SP(27')= 1445 F																					
SORBENT LBS/HR= 0 SORBENT VELOCITY= 0 FT/SEC SORBENT AIR FLOW= 0 SCFM [Ca]/[S]= 0.00 EXCESS AIR																					
VALID DATA POINT # 8 ELAPSED TIME, MIN 7 RECORD ON TRK 1 FILE 50																					
680	16:03:19	64.4	10882	2330	3058	2953	3010	3014	0	14365	2330	0.45	2.05	0.95	0.21	1.32	5.2	20.0	13.6	450.0	0.0
											150						0.0	26.6	18.1	598.1	0.0
0.0	0.0	73.2		384	663	661	661	660	525		65						3.0	22.8	15.5	512.7	0.0
KTRON= 5400 SLEEVE #1 = 1.50 in SLEEVE #2 = -6.50 in SPREADER = 1.5 in OUT REG= 45 (CW)DEG IN REG = 40 (CW)DEG P WBOX= 3.80 in H20 FURNACE P= 0.13 in H20 COAL P= 2.60 in H20 MILL OUT= 157 F																					
T WB(in)= 471 F T WB(out)= 472 F SAMPLE= 1142 F EXIT 1=1541 F EXIT 2=1566 F EXIT 3=1611 F EXIT 4=1577 F EXIT 5=1574 F EXIT 6=1600 F SP(8')= 2171 F SP(13')=2053 F SP(19')= 1993 F SP(27')= 1450 F																					
SORBENT LBS/HR= 0 SORBENT VELOCITY= 0 FT/SEC SORBENT AIR FLOW= 0 SCFM [Ca]/[S]= 0.00 EXCESS AIR																					
VALID DATA POINT # 9 ELAPSED TIME, MIN 6 RECORD ON TRK 1 FILE 51																					
707	16:24:01	46.3	7814	2442	1834	1544	1806	1813	0	9439	2304	0.02	0.78	0.36	0.29	1.21	3.7	26.0	15.6	270.0	0.0
											151						0.0	31.6	18.9	327.7	0.0
0.0	0.0	56.9		369	680	678	677	675	500		64						3.0	27.1	16.2	280.9	0.0
KTRON= 4200 SLEEVE #1 = 1.50 in SLEEVE #2 = -6.50 in SPREADER = 1.5 in OUT REG= 45 (CW)DEG IN REG = 40 (CW)DEG P WBOX= 1.50 in H20 FURNACE P= 0.02 in H20 COAL P= 2.60 in H20 MILL OUT= 155 F																					
T WB(in)= 469 F T WB(out)= 470 F SAMPLE= 988 F EXIT 1=1425 F EXIT 2=1453 F EXIT 3=1509 F EXIT 4=1484 F EXIT 5=1496 F EXIT 6=1471 F SP(8')= 2040 F SP(13')=1938 F SP(19')= 1873 F SP(27')= 1351 F																					
SORBENT LBS/HR= 0 SORBENT VELOCITY= 0 FT/SEC SORBENT AIR FLOW= 0 SCFM [Ca]/[S]= 0.00 EXCESS AIR																					
VALID DATA POINT # 10 ELAPSED TIME, MIN 6 RECORD ON TRK 1 FILE 53																					
732	16:35:59	45.3	7656	2393	1715	1383	1645	1665	0	8802	2393	0.15	0.65	0.30	0.31	1.15	2.8	40.0	16.4	180.0	0.0
											150						0.0	46.2	18.9	207.7	0.0
0.0	0.0	56.9		348	687	684	683	682	487		67						3.0	39.6	16.2	178.0	0.0
KTRON= 4200 SLEEVE #1 = 1.50 in SLEEVE #2 = -6.50 in SPREADER = 1.5 in OUT REG= 45 (CW)DEG IN REG = 40 (CW)DEG P WBOX= 1.20 in H20 FURNACE P= 0.01 in H20 COAL P= 2.50 in H20 MILL OUT= 155 F																					
T WB(in)= 469 F T WB(out)= 469 F SAMPLE= 961 F EXIT 1=1425 F EXIT 2=1426 F EXIT 3=1472 F EXIT 4=1454 F EXIT 5=1406 F EXIT 6=1447 F SP(8')= 1925 F SP(13')=1861 F SP(19')= 1792 F SP(27')= 1347 F																					
SORBENT LBS/HR= 0 SORBENT VELOCITY= 0 FT/SEC SORBENT AIR FLOW= 0 SCFM [Ca]/[S]= 0.00 BASELINE - 45MKB																					
VALID DATA POINT # 11 ELAPSED TIME, MIN 10 RECORD ON TRK 1 FILE 54																					
744	16:48:00	45.0	7596	2419	1676	1298	1538	1582	0	8504	2419	0.12	0.60	0.25	0.32	1.12	2.3	47.0	16.8	165.0	0.0
											150						0.0	52.8	18.9	185.3	0.0
0.0	0.0	56.9		379	691	687	685	682	480		67						3.0	45.2	16.2	158.8	0.0
KTRON= 4200 SLEEVE #1 = 1.50 in SLEEVE #2 = -6.50 in SPREADER = 1.5 in OUT REG= 45 (CW)DEG IN REG = 40 (CW)DEG P WBOX= 1.10 in H20 FURNACE P= 0.00 in H20 COAL P= 2.50 in H20 MILL OUT= 154 F																					
T WB(in)= 466 F T WB(out)= 466 F SAMPLE= 934 F EXIT 1=1419 F EXIT 2=1423 F EXIT 3=1447 F EXIT 4=1439 F EXIT 5=1374 F EXIT 6=1430 F SP(8')= 1905 F SP(13')=1826 F SP(19')= 1755 F SP(27')= 1342 F																					
SORBENT LBS/HR= 0 SORBENT VELOCITY= 0 FT/SEC SORBENT AIR FLOW= 0 SCFM [Ca]/[S]= 0.00 LOW EXCESS AIR																					
VALID DATA POINT # 12 ELAPSED TIME, MIN 7 RECORD ON TRK 1 FILE 55																					

DATE	: 03-03-86	NOZL.DES.	: BASELINE
SYSTEM	: LWS-INS.	SEC.CONFGN	: ASP
BURNER	: XCL-80 MKB	SPREADER	: 30 DEG IMP
FUEL	: LOWER KITT	OIL CHECK	: -0.30

PT#	TIME	LOAD MBTU/HR	TA	PRIM	V-2	V-3	V-4	V-5	V-6	TOTAL	PRIM	PITOT1	PITOT2	PITOT3	SRP	SRT	O2	CO	CO2	NO	SO2
		CALC		FLOW SCFM							FLOW SCFM	PRES (in H2O)			MEASURED				MEASURED		
OIL (%)	LOAD	MEAS	SCFM	TEMP (F)							TEMP (F) VELOCITY (FT/SEC)								CORR TO 0% O2 CORR TO 3% O2		
751	16:58:48	47.6	8037	2428	2087	1889	1955	2055	0	10416	2428	0.21	0.95	0.45	0.30	1.30	4.9	40.0	14.2	170.0	0.0
											149						0.0	52.2	18.5	221.7	0.0
0.0	0.0	56.9		385	689	686	685	683	494		68						3.0	44.7	15.9	190.1	0.0

KTRON= 4200 SLEEVE #1 = 1.50 in SLEEVE #2 = -6.50 in SPREADER = 1.5 in OUT REG= 45 (CW)DEG IN REG = 40 (CW)DEG P WBOX= 1.80 in H2O FURNACE P= 0.04 in H2O COAL P= 2.50 in H2O MILL OUT= 155 F
T WB(in)= 468 F T WB(out)= 468 F SAMPLE= 960 F EXIT 1=1377 F EXIT 2=1386 F EXIT 3=1419 F EXIT 4=1396 F EXIT 5=1359 F EXIT 6=1394 F SP(8')= 1809 F SP(13')=1769 F SP(19')= 1709 F SP(27')= 1307 F
SORBENT LBS/HR= 0 SORBENT VELOCITY= 0 FT/SEC SORBENT AIR FLOW= 0 SCFM (Ca)/(S)= 0.00 EXCESS AIR
VALID DATA POINT # 13 ELAPSED TIME, MIN 6 RECORD ON TRK 1 FILE 56

DATE	:	03-04-86	NOZZL. DES.	:	BASELINE
SYSTEM	:	LWS-TNS.	SEC. CONFGN	:	ASP
BURNER	:	XCL-80 MKB	SPREADER	:	DIFFUSER
FUEL	:	LOWER KITT	OIL CHECK	:	0.00

PT#	TIME	LOAD MBTU/HR	TA	PRIM	V-2	V-3	V-4	V-5	V-6	TOTAL	PRIM	PITOT1	PITOT2	PITOT3	SRP	SRT	O2	CO	CO2	NO	SO2
	OIL	CALC					FLOW SCFM				FLOW SCFM		PRES (in H2O)			MEASURED			MEASURED		
(Z)	LOAD	MEAS	SCFM				TEMP (F)				TEMP (F)								CORR TO 0% O2		
											VELOCITY (FT/SEC)								CORR TO 3% O2		
267	13:46:57	80.9	13652	2347	3337	3365	3337	3309	0	15695	2347	0.65	2.45	1.05	0.17	1.15	2.8	37.0	16.6	230.0	0.0
											154						0.0	42.7	19.2	265.4	0.0
0.0	0.0	91.5		422	670	668	666	666	600		66						3.0	36.6	16.4	227.5	0.0

KTRON= 6750 SLEEVE #1 = 3.00 in SLEEVE #2 = -6.50 in OUT REG= 45 (CW)DEG IN REG = 30 (CW)DEG P WBOX= 4.60 in H2O FURNACE P= 0.16 in H2O COAL P= 3.60 in H2O MILL IN= 362 F MILL OUT= 154 F
T WB(in)= 482 F T WB(out)= 483 F SAMPLE= 1148 F EXIT 1=1625 F EXIT 2=2476 F EXIT 3=1596 F EXIT 4=1563 F EXIT 5=1644 F EXIT 6=1587 F SP(8')= 2184 F SP(13')=1994 F SP(19')= 1969 F SP(27')= 1523 F
SORBENT LBS/HR= 0 SORBENT VELOCITY= 0 FT/SEC SORBENT AIR FLOW= 0 SCFM [Ca]/[S]= 0.00 BASELINE
VALID DATA POINT # 1 ELAPSED TIME, MIN 6 RECORD ON TRK 1 FILE 57

291	14:09:37	80.0	13514	2325	3342	3368	3357	3313	0	15705	2325	0.46	2.90	1.15	0.17	1.16	3.0	27.0	16.4	240.0	0.0
											153						0.0	31.5	19.1	280.0	0.0
0.0	0.0	90.8		426	673	672	670	669	602		65						3.0	27.0	16.4	240.0	0.0

KTRON= 6700 SLEEVE #1 = 1.50 in SLEEVE #2 = -6.50 in OUT REG= 45 (CW)DEG IN REG = 20 (CW)DEG P WBOX= 5.50 in H2O FURNACE P= 0.18 in H2O COAL P= 0.00 in H2O MILL IN= 366 F MILL OUT= 155 F
T WB(in)= 486 F T WB(out)= 486 F SAMPLE= 1149 F EXIT 1=1612 F EXIT 2= 0 F EXIT 3=1573 F EXIT 4=1541 F EXIT 5=1591 F EXIT 6=1579 F SP(8')= 2172 F SP(13')=1973 F SP(19')= 1953 F SP(27')= 1525 F
SORBENT LBS/HR= 0 SORBENT VELOCITY= 0 FT/SEC SORBENT AIR FLOW= 0 SCFM [Ca]/[S]= 0.00 INNER REGISTER AND SLEEVE ADJ.
VALID DATA POINT # 2 ELAPSED TIME, MIN 8 RECORD ON TRK 1 FILE 58

317	14:29:25	80.3	13561	2335	3472	3506	3487	3399	0	16199	2335	0.65	2.50	1.15	0.17	1.19	3.5	29.0	15.8	250.0	0.0
											153						0.0	34.8	19.0	300.0	0.0
0.0	0.0	90.8		425	670	668	667	666	599		65						3.0	29.8	16.3	257.1	0.0

KTRON= 6700 SLEEVE #1 = 3.00 in SLEEVE #2 = -6.50 in OUT REG= 45 (CW)DEG IN REG = 30 (CW)DEG P WBOX= 4.90 in H2O FURNACE P= 0.18 in H2O COAL P= 0.00 in H2O MILL IN= 364 F MILL OUT= 157 F
T WB(in)= 483 F T WB(out)= 484 F SAMPLE= 1153 F EXIT 1=1617 F EXIT 2=2281 F EXIT 3=1600 F EXIT 4=1540 F EXIT 5=1616 F EXIT 6=1568 F SP(8')= 2165 F SP(13')=1975 F SP(19')= 1957 F SP(27')= 1501 F
SORBENT LBS/HR= 0 SORBENT VELOCITY= 0 FT/SEC SORBENT AIR FLOW= 0 SCFM [Ca]/[S]= 0.00 EXCESS AIR
VALID DATA POINT # 3 ELAPSED TIME, MIN 6 RECORD ON TRK 1 FILE 59

329	14:38:34	76.7	12946	2325	3032	2985	3013	2918	0	14271	2325	0.50	2.00	0.90	0.18	1.10	2.0	60.0	17.2	200.0	0.0
											155						0.0	66.3	19.0	221.1	0.0
0.0	0.0	90.8		422	685	683	681	680	601		65						3.0	56.8	16.3	189.5	0.0

KTRON= 6700 SLEEVE #1 = 3.00 in SLEEVE #2 = -6.50 in OUT REG= 45 (CW)DEG IN REG = 30 (CW)DEG P WBOX= 4.00 in H2O FURNACE P= 0.11 in H2O COAL P= 0.00 in H2O MILL IN= 361 F MILL OUT= 159 F
T WB(in)= 487 F T WB(out)= 488 F SAMPLE= 1116 F EXIT 1=1637 F EXIT 2=2349 F EXIT 3=1571 F EXIT 4=1571 F EXIT 5=1601 F EXIT 6=1599 F SP(8')= 2185 F SP(13')=1962 F SP(19')= 1973 F SP(27')= 1521 F
SORBENT LBS/HR= 0 SORBENT VELOCITY= 0 FT/SEC SORBENT AIR FLOW= 0 SCFM [Ca]/[S]= 0.00 LOW EXCESS AIR
VALID DATA POINT # 4 ELAPSED TIME, MIN 5 RECORD ON TRK 1 FILE 60

337	14:50:04	81.4	13746	2338	3834	3953	3893	3796	0	17814	2338	0.80	3.15	1.40	0.17	1.30	4.9	25.0	14.6	295.0	0.0
											155						0.0	32.6	19.0	384.8	0.0
0.0	0.0	90.8		422	659	658	657	656	598		66						3.0	28.0	16.3	329.8	0.0

KTRON= 6700 SLEEVE #1 = 3.00 in SLEEVE #2 = -6.50 in OUT REG= 45 (CW)DEG IN REG = 30 (CW)DEG P WBOX= 6.00 in H2O FURNACE P= 0.24 in H2O COAL P= 0.00 in H2O MILL IN= 363 F MILL OUT= 157 F
T WB(in)= 483 F T WB(out)= 484 F SAMPLE= 1184 F EXIT 1=1596 F EXIT 2=2002 F EXIT 3=1598 F EXIT 4=1528 F EXIT 5=1618 F EXIT 6=1588 F SP(8')= 2139 F SP(13')=1972 F SP(19')= 1938 F SP(27')= 1487 F
SORBENT LBS/HR= 0 SORBENT VELOCITY= 0 FT/SEC SORBENT AIR FLOW= 0 SCFM [Ca]/[S]= 0.00 EXCESS AIR
VALID DATA POINT # 5 ELAPSED TIME, MIN 7 RECORD ON TRK 1 FILE 61

DATE	: 03-17-86	NOZZL. DES.	: BASELINE
SYSTEM	: LWS-INS.	SEC. CONFGN	: ASP
BURNER	: XCL-80 MK8	SPREADER	: DIFFUSER
FUEL	: OHIO-PITT8	OIL CHECK	: 1.68

PT#	TIME	LOAD OIL (%)	LOAD MBTU/HR CALC	LOAD MBTU/HR MEAS	TA SCFM	PRIM	V-2	V-3	V-4	V-5	V-6	TOTAL	PRIM FLOW SCFM / TEMP (F) / VELOCITY (FT/SEC)	PITOT1	PITOT2	PITOT3	SRP	SRT	O2	CO	CO2	NO	SO2
						FLOW SCFM								PRES (in H2O)			MEASURED		MEASURED				
						TEMP (F)													CORR TO 0% O2				
													VELOCITY (FT/SEC)						CORR TO 3% O2				
306	14:29:22	77.6		13178		2363	3241	3286	3324	3182	0	15396	2363	0.56	2.25	0.99	0.18	1.17	3.1	30.0	16.0	245.0	2130.8
													161						0.0	35.2	18.8	287.4	2498.9
		0.0	0.0	95.1			614	648	647	646	647	554	67						3.0	30.2	16.1	246.4	2141.9
KTRON= 7700 SLEEVE #1 = 3.00 in SLEEVE #2 = -6.50 in OUT REG= 45 (CW)DEG IN REG = 30 (CW)DEG P WBOX= 4.30 in H20 FURNACE P= 0.15 in H20 COAL P= 3.60 in H20 MILL IN= 576 F MILL OUT= 145 F																							
T WB(in)= 469 F T WB(out)= 469 F SAMPLE= 1107 F EXIT 1=1622 F EXIT 2=1629 F EXIT 3=1619 F EXIT 4= 0 F EXIT 5=1641 F EXIT 6=1628 F SP(8')= 2241 F SP(13')=2078 F SP(19')= 2049 F SP(27')= 620 F																							
SORBENT LBS/HR= 0 SORBENT VELOCITY= 0 FT/SEC SORBENT AIR FLOW= 0 SCFM (Ca)/(S)= 0.00 BASELINE FULL LOAD																							
VALID DATA POINT # 1 ELAPSED TIME, MIN 5 RECORD ON TRK 1 FILE 62																							
329	14:51:07	77.1		13083		2329	3058	3036	3087	2985	0	14496	2329	0.50	1.98	0.87	0.18	1.11	2.1	55.0	17.0	210.0	2520.0
													162						0.0	61.1	18.9	233.3	2800.0
		0.0	0.0	95.1			613	650	648	648	645	513	66						3.0	52.4	16.2	200.0	2400.0
KTRON= 7700 SLEEVE #1 = 3.00 in SLEEVE #2 = -6.50 in OUT REG= 45 (CW)DEG IN REG = 30 (CW)DEG P WBOX= 3.90 in H20 FURNACE P= 0.12 in H20 COAL P= 3.60 in H20 MILL IN= 584 F MILL OUT= 142 F																							
T WB(in)= 473 F T WB(out)= 471 F SAMPLE= 1086 F EXIT 1=1644 F EXIT 2=1655 F EXIT 3=1646 F EXIT 4= 0 F EXIT 5=1644 F EXIT 6=1658 F SP(8')= 2267 F SP(13')=2120 F SP(19')= 2074 F SP(27')= 622 F																							
SORBENT LBS/HR= 0 SORBENT VELOCITY= 0 FT/SEC SORBENT AIR FLOW= 0 SCFM (Ca)/(S)= 0.00 LOW EXCESS AIR																							
VALID DATA POINT # 2 ELAPSED TIME, MIN 6 RECORD ON TRK 1 FILE 63																							
370	15:20:17	80.2		13616		2328	3895	3970	3986	3793	0	17971	2328	0.77	3.15	1.40	0.17	1.32	5.2	19.0	13.8	310.0	2010.0
													167						0.0	25.3	18.3	412.0	2671.5
		0.0	0.0	95.1			615	641	639	640	636	524	67						3.0	21.6	15.7	353.2	2289.9
KTRON= 7700 SLEEVE #1 = 3.00 in SLEEVE #2 = -6.50 in OUT REG= 45 (CW)DEG IN REG = 30 (CW)DEG P WBOX= 6.00 in H20 FURNACE P= 0.24 in H20 COAL P= 3.60 in H20 MILL IN= 587 F MILL OUT= 138 F																							
T WB(in)= 477 F T WB(out)= 470 F SAMPLE= 1170 F EXIT 1=1603 F EXIT 2=1610 F EXIT 3=1655 F EXIT 4= 0 F EXIT 5=1652 F EXIT 6=1624 F SP(8')= 2248 F SP(13')=2138 F SP(19')= 2035 F SP(27')= 649 F																							
SORBENT LBS/HR= 0 SORBENT VELOCITY= 0 FT/SEC SORBENT AIR FLOW= 0 SCFM (Ca)/(S)= 0.00 EXCESS AIR																							
VALID DATA POINT # 3 ELAPSED TIME, MIN 9 RECORD ON TRK 1 FILE 64																							
394	15:36:39	79.3		13453		2344	3362	3418	3503	3352	0	15979	2344	0.61	2.50	1.14	0.17	1.19	3.4	25.0	15.6	255.0	2280.0
													163						0.0	29.8	18.6	304.3	2720.5
		0.0	0.0	95.1			578	649	642	645	642	523	67						3.0	25.6	16.0	260.8	2331.8
KTRON= 7700 SLEEVE #1 = 3.00 in SLEEVE #2 = -6.50 in OUT REG= 45 (CW)DEG IN REG = 30 (CW)DEG P WBOX= 4.90 in H20 FURNACE P= 0.18 in H20 COAL P= 3.60 in H20 MILL IN= 548 F MILL OUT= 137 F																							
T WB(in)= 471 F T WB(out)= 475 F SAMPLE= 1137 F EXIT 1=1644 F EXIT 2=1654 F EXIT 3=1676 F EXIT 4= 0 F EXIT 5=1680 F EXIT 6=1663 F SP(8')= 2294 F SP(13')=2186 F SP(19')= 2067 F SP(27')= 623 F																							
SORBENT LBS/HR= 0 SORBENT VELOCITY= 0 FT/SEC SORBENT AIR FLOW= 0 SCFM (Ca)/(S)= 0.00 EXCESS AIR																							
VALID DATA POINT # 4 ELAPSED TIME, MIN 8 RECORD ON TRK 1 FILE 65																							
410	15:49:09	79.6		13510		2330	3345	3346	3424	3253	0	15699	2330	0.42	2.60	1.05	0.17	1.16	3.0	23.0	16.2	250.0	2340.0
													172						0.0	26.8	18.9	291.7	2730.0
		0.0	0.0	95.1			619	648	645	646	644	521	67						3.0	23.0	16.2	250.0	2340.0
KTRON= 7700 SLEEVE #1 = 3.00 in SLEEVE #2 = -6.50 in OUT REG= 45 (CW)DEG IN REG = 20 (CW)DEG P WBOX= 5.00 in H20 FURNACE P= 0.17 in H20 COAL P= 3.60 in H20 MILL IN= 584 F MILL OUT= 141 F																							
T WB(in)= 474 F T WB(out)= 477 F SAMPLE= 1133 F EXIT 1=1653 F EXIT 2=1665 F EXIT 3=1633 F EXIT 4= 0 F EXIT 5=1660 F EXIT 6=1672 F SP(8')= 2301 F SP(13')=2203 F SP(19')= 2075 F SP(27')= 653 F																							
SORBENT LBS/HR= 0 SORBENT VELOCITY= 0 FT/SEC SORBENT AIR FLOW= 0 SCFM (Ca)/(S)= 0.00 INNER REGISTER ADJ.																							
VALID DATA POINT # 5 ELAPSED TIME, MIN 6 RECORD ON TRK 1 FILE 66																							

DATE : 03-20-86 NOZ'L. DES. : BASELINE
SYSTEM : LWS-INS. SEC. CONFGN : ASP
BURNER : XCL-80 MK II SPREADER : DIFFUSER
FUEL : COMANCHE OIL CHECK : -0.87

PT#	TIME	LOAD MBTU/HR	TA	PRIM	V-2	V-3	V-4	V-5	V-6	TOTAL	PRIM	PITOT1	PITOT2	PITOT3	SRP	SRT	O2	CO	CO2	NO	SO2
OIL		CALC		FLOW SCFM							FLOW SCFM	PRES (in H20)			MEASURED				MEASURED		
(%)	LOAD	MEAS	SCFM	TEMP (F)							TEMP (F)								CORR TO 0% O2		
											VELOCITY (FT/SEC)								CORR TO 3% O2		
532	12:13:26	78.5	13157	2667	3153	3274	3167	3126	0	15386	2667	0.57	2.14	0.98	0.20	1.17	3.1	21.0	16.6	200.0	0.0
											130						0.0	24.6	19.5	234.6	0.0
0.0	0.0	91.2		748	681	678	674	673	566		72						3.0	21.1	16.7	201.1	0.0

KTRON=10900 SLEEVE #1 = 3.00 in SLEEVE #2 = -6.50 in OUT REG= 45 (CW)DEG IN REG = 30 (CW)DEG P WBOX= 4.10 in H20 FURNACE P= 0.23 in H20 COAL P= 6.30 in H20 MILL IN= 715 F MILL OUT= 124 F
T WB(in)= 486 F T WB(out)= 486 F SAMPLE= 1143 F EXIT 1=1590 F EXIT 2=1581 F EXIT 3=1561 F EXIT 4=1479 F EXIT 5=1568 F EXIT 6=1547 F SP(8')= 1894 F SP(13')=1764 F SP(19')= 1732 F SP(27')= 120 F
SORBENT LBS/HR= 0 SORBENT VELOCITY= 0 FT/SEC SORBENT AIR FLOW= 0 SCFM (Ca)/(S)= 0.00 BASELINE FULL LOAD
VALID DATA POINT # 1 ELAPSED TIME, MIN 8 RECORD ON TRK 1 FILE 67

PT#	TIME	LOAD MBTU/HR	TA	PRIM	V-2	V-3	V-4	V-5	V-6	TOTAL	PRIM	PITOT1	PITOT2	PITOT3	SRP	SRT	O2	CO	CO2	NO	SO2
OIL		CALC		FLOW SCFM							FLOW SCFM	PRES (in H20)			MEASURED				MEASURED		
(%)	LOAD	MEAS	SCFM	TEMP (F)							TEMP (F)								CORR TO 0% O2		
											VELOCITY (FT/SEC)								CORR TO 3% O2		
553	12:29:46	79.3	13296	2565	2909	2908	2910	2863	0	14154	2565	0.47	1.79	0.78	0.19	1.06	1.3	70.0	18.6	150.0	0.0
											130						0.0	74.6	19.8	159.9	0.0
0.0	0.0	91.2		773	686	683	679	677	559		69						3.0	64.0	17.0	137.1	0.0

KTRON=10900 SLEEVE #1 = 3.00 in SLEEVE #2 = -6.50 in OUT REG= 45 (CW)DEG IN REG = 30 (CW)DEG P WBOX= 3.40 in H20 FURNACE P= 0.21 in H20 COAL P= 6.30 in H20 MILL IN= 738 F MILL OUT= 125 F
T WB(in)= 485 F T WB(out)= 485 F SAMPLE= 1147 F EXIT 1=1601 F EXIT 2=1577 F EXIT 3=1607 F EXIT 4=1471 F EXIT 5=1582 F EXIT 6=1576 F SP(8')= 1897 F SP(13')=1769 F SP(19')= 1753 F SP(27')= 120 F
SORBENT LBS/HR= 0 SORBENT VELOCITY= 0 FT/SEC SORBENT AIR FLOW= 0 SCFM (Ca)/(S)= 0.00 LOW EXCESS AIR
VALID DATA POINT # 2 ELAPSED TIME, MIN 5 RECORD ON TRK 1 FILE 68

PT#	TIME	LOAD MBTU/HR	TA	PRIM	V-2	V-3	V-4	V-5	V-6	TOTAL	PRIM	PITOT1	PITOT2	PITOT3	SRP	SRT	O2	CO	CO2	NO	SO2
OIL		CALC		FLOW SCFM							FLOW SCFM	PRES (in H20)			MEASURED				MEASURED		
(%)	LOAD	MEAS	SCFM	TEMP (F)							TEMP (F)								CORR TO 0% O2		
											VELOCITY (FT/SEC)								CORR TO 3% O2		
671	13:46:49	79.4	13312	2661	3330	3460	3427	3311	0	16189	2661	0.62	2.38	1.10	0.20	1.22	3.8	26.0	16.2	230.0	0.0
											137						0.0	31.7	19.8	280.8	0.0
0.0	0.0	91.2		752	674	671	670	669	544		73						3.0	27.2	17.0	240.7	0.0

KTRON=10900 SLEEVE #1 = 3.00 in SLEEVE #2 = -6.50 in OUT REG= 45 (CW)DEG IN REG = 30 (CW)DEG P WBOX= 4.40 in H20 FURNACE P= 0.26 in H20 COAL P= 6.30 in H20 MILL IN= 725 F MILL OUT= 128 F
T WB(in)= 487 F T WB(out)= 488 F SAMPLE= 1154 F EXIT 1=1563 F EXIT 2=1563 F EXIT 3=1542 F EXIT 4=1471 F EXIT 5=1564 F EXIT 6=1551 F SP(8')= 1908 F SP(13')=1777 F SP(19')= 1745 F SP(27')= 111 F
SORBENT LBS/HR= 0 SORBENT VELOCITY= 0 FT/SEC SORBENT AIR FLOW= 0 SCFM (Ca)/(S)= 0.00 EXCESS AIR
VALID DATA POINT # 3 ELAPSED TIME, MIN 6 RECORD ON TRK 1 FILE 69

PT#	TIME	LOAD MBTU/HR	TA	PRIM	V-2	V-3	V-4	V-5	V-6	TOTAL	PRIM	PITOT1	PITOT2	PITOT3	SRP	SRT	O2	CO	CO2	NO	SO2
OIL		CALC		FLOW SCFM							FLOW SCFM	PRES (in H20)			MEASURED				MEASURED		
(%)	LOAD	MEAS	SCFM	TEMP (F)							TEMP (F)								CORR TO 0% O2		
											VELOCITY (FT/SEC)								CORR TO 3% O2		
690	14:01:11	81.4	13641	2758	3836	3974	3823	3755	0	18147	2758	1.62	3.08	1.99	0.20	1.33	5.3	24.0	14.6	270.0	0.0
											138						0.0	32.1	19.5	361.1	0.0
0.0	0.0	91.2		724	668	663	663	662	546		75						3.0	27.5	16.7	309.6	0.0

KTRON=10900 SLEEVE #1 = 3.00 in SLEEVE #2 = -6.50 in OUT REG= 45 (CW)DEG IN REG = 30 (CW)DEG P WBOX= 5.70 in H20 FURNACE P= 0.30 in H20 COAL P= 6.30 in H20 MILL IN= 698 F MILL OUT= 127 F
T WB(in)= 488 F T WB(out)= 488 F SAMPLE= 1156 F EXIT 1=1524 F EXIT 2=1551 F EXIT 3=1507 F EXIT 4=1468 F EXIT 5=1560 F EXIT 6=1540 F SP(8')= 1905 F SP(13')=1795 F SP(19')= 1748 F SP(27')= 112 F
SORBENT LBS/HR= 0 SORBENT VELOCITY= 0 FT/SEC SORBENT AIR FLOW= 0 SCFM (Ca)/(S)= 0.00 EXCESS AIR
VALID DATA POINT # 4 ELAPSED TIME, MIN 8 RECORD ON TRK 1 FILE 70

DATE	: 03-21-86	NOZZL. DES.	: R.P.
SYSTEM	: LWS-ENS.	SEC. CONFGN	: ASP
BURNER	: XCL-80 MKB	SPREADER	: R.P.
FUEL	: OHIO-PITTS	OIL CHECK	: -2.04

PT#	TIME	LOAD OIL (%)	NBTU/HR CALC LOAD	NBTU/HR MEAS	TA SCFM		PRIM	V-2	V-3	V-4	V-5	V-6	TOTAL	PRIM FLOW SCFM TEMP (F) VELOCITY (FT/SEC)	PITOT1	PITOT2	PITOT3 PRES (in H2O)	SKP	SRT MEASURED	O2	CO	CO2	NO	SO2
						FLOW SCFM								2350										
						TEMP (F)								168										
						VELOCITY (FT/SEC)								67										
221	11:26:43	78.2	13277				2350	3280	3258	3374	3249	0	15511		0.62	2.31	1.05	0.18	1.17	3.1	37.0	16.0	245.0	2340.8
																				0.0	43.4	18.8	287.4	2745.3
		0.0	0.0	96.3			576	661	657	656	654	596								3.0	37.2	16.1	246.4	2353.1

KTRON= 7800 SLEEVE #1 = 3.00 in SLEEVE #2 = -6.50 in SPREADER = 0.0 in OUT REG= 45 (CW)DEG IN REG = 30 (CW)DEG P WBOX= 4.40 in H2O FURNACE P= 0.18 in H2O COAL P= 3.20 in H2O MILL OUT= 172 F
T WB(in)= 477 F T WB(out)= 478 F SAMPLE= 1145 F EXIT 1=1663 F EXIT 2=1665 F EXIT 3=1688 F EXIT 4=1650 F EXIT 5=1700 F EXIT 6=1675 F SP(8')= 2279 F SP(13')=2080 F SP(19')= 2019 F SP(27')= 1714 F
SORBENT LBS/HR= 0 SORBENT VELOCITY= 0 FT/SEC SORBENT AIR FLOW= 0 SCFM [Ca]/[S]= 0.00 BASELINE FULL LOAD
VALID DATA POINT # 1 ELAPSED TIME, MIN 9 RECORD ON TRK 1 FILE 71

252	11:47:12	78.3	13285				2407	3279	3237	3346	3251	0	15521	2407	0.62	2.31	1.05	0.18	1.17	3.1	30.0	16.0	250.0	0.0
														166						0.0	35.2	18.8	293.3	0.0
		0.0	0.0	96.3			505	660	658	657	655	594		69						3.0	30.2	16.1	251.4	0.0

KTRON= 7800 SLEEVE #1 = 3.00 in SLEEVE #2 = -6.50 in SPREADER = -1.0 in OUT REG= 45 (CW)DEG IN REG = 30 (CW)DEG P WBOX= 4.40 in H2O FURNACE P= 0.18 in H2O COAL P= 4.50 in H2O MILL OUT= 163 F
T WB(in)= 477 F T WB(out)= 477 F SAMPLE= 1157 F EXIT 1=1650 F EXIT 2=1655 F EXIT 3=1668 F EXIT 4=1656 F EXIT 5=1690 F EXIT 6=1673 F SP(8')= 2306 F SP(13')=2105 F SP(19')= 2039 F SP(27')= 1731 F
SORBENT LBS/HR= 0 SORBENT VELOCITY= 0 FT/SEC SORBENT AIR FLOW= 0 SCFM [Ca]/[S]= 0.00 IMPELLER 0-1
VALID DATA POINT # 2 ELAPSED TIME, MIN 6 RECORD ON TRK 1 FILE 72

DATE : 03-24-86 NOZL. DES. : BASELINE
SYSTEM : LWS-ENS. SEC. CONFGN : ASP
BURNER : XCL-80 MKB SPREADER : 30 DEG IMP
FUEL : OHIO-PITT8 OIL CHECK : -4.94

PT#	TIME	LOAD MBTU/HR CALC	TA SCFM	PRIM	V-2	V-3	V-4	V-5	V-6	TOTAL	PRIM FLOW SCFM	PITOT1	PITOT2	PITOT3	SRP	SRT	O2	CO	CO2	NO	SO2
OIL		MEAS				FLOW SCFM					TEMP (F)	PRES (in H2O)			MEASURED				MEASURED		
(X)	LOAD					TEMP (F)					VELOCITY (FT/SEC)								CORR TO 0% O2		
																			CORR TO 3% O2		
327	11:52:43	78.0	13244	2300	3279	3325	3261	3224	0	15390	2300	0.72	2.20	1.60	0.17	1.16	3.0	27.0	16.2	400.0	2280.0
											158						0.0	31.5	18.9	466.7	2660.0
0.0	0.0	98.8		554	648	646	644	643	550		65						3.0	27.0	16.2	400.0	2280.0
KTRON= 8000 SLEEVE #1 = 3.00 in SLEEVE #2 = -6.50 in SPREADER = 0.0 in OUT REG= 45 (CW)DEG IN REG = 30 (CW)DEG P WBOX= 4.00 in H20 FURNACE P= 0.19 in H20 COAL P= 3.70 in H20 MILL OUT= 148 F																					
T WB(in)= 470 F T WB(out)= 470 F SAMPLE= 1197 F EXIT 1=1678 F EXIT 2=1658 F EXIT 3=1691 F EXIT 4=1686 F EXIT 5=1685 F EXIT 6=1711 F SP(0')= 2329 F SP(13')=2166 F SP(19')= 2044 F SP(27')= 1707 F																					
SORBENT LBS/HR= 0 SORBENT VELOCITY= 0 FT/SEC SORBENT AIR FLOW= 0 SCFM [Ca]/[S]= 0.00 BASELINE FULL LOAD																					
VALID DATA POINT # 1 ELAPSED TIME, MIN 9 RECORD ON TRK 1 FILE 73																					
434	13:02:51	79.6	13514	2323	3430	3575	3480	3423	0	16232	2323	0.70	2.65	1.22	0.17	1.20	3.6	22.0	15.4	390.0	2130.0
											163						0.0	26.6	18.6	470.7	2570.7
0.0	0.0	100.0		553	646	643	641	639	548		66						3.0	22.0	15.9	403.4	2203.4
KTRON= 8100 SLEEVE #1 = 1.50 in SLEEVE #2 = -6.50 in SPREADER = 1.5 in OUT REG= 45 (CW)DEG IN REG = 40 (CW)DEG P WBOX= 4.60 in H20 FURNACE P= 0.21 in H20 COAL P= 3.50 in H20 MILL OUT= 159 F																					
T WB(in)= 468 F T WB(out)= 469 F SAMPLE= 1226 F EXIT 1=1682 F EXIT 2=1691 F EXIT 3=1662 F EXIT 4=1709 F EXIT 5=1678 F EXIT 6=1711 F SP(0')= 2392 F SP(13')=2220 F SP(19')= 2100 F SP(27')= 1678 F																					
SORBENT LBS/HR= 0 SORBENT VELOCITY= 0 FT/SEC SORBENT AIR FLOW= 0 SCFM [Ca]/[S]= 0.00 BASELINE																					
VALID DATA POINT # 2 ELAPSED TIME, MIN 7 RECORD ON TRK 1 FILE 74																					
451	13:14:06	80.0	13583	2326	3462	3560	3471	3404	0	16223	2326	0.70	2.65	1.22	0.17	1.19	3.5	27.0	15.4	380.0	1900.0
											163						0.0	32.4	18.5	456.0	2296.0
0.0	0.0	100.0		550	647	644	642	641	549		66						3.0	27.8	15.6	390.9	1110.9
KTRON= 8100 SLEEVE #1 = 1.50 in SLEEVE #2 = -6.50 in SPREADER = 1.5 in OUT REG= 45 (CW)DEG IN REG = 40 (CW)DEG P WBOX= 4.60 in H20 FURNACE P= 0.21 in H20 COAL P= 3.50 in H20 MILL OUT= 156 F																					
T WB(in)= 472 F T WB(out)= 473 F SAMPLE= 1254 F EXIT 1=1696 F EXIT 2=1716 F EXIT 3=1694 F EXIT 4=1731 F EXIT 5=1711 F EXIT 6=1736 F SP(0')= 2370 F SP(13')=2215 F SP(19')= 2097 F SP(27')= 1685 F																					
SORBENT=LINWOOD 23FT. INJECTION SORBENT LBS/HR=1002 SORBENT VELOCITY= 35 FT/SEC SORBENT AIR FLOW= 213 SCFM [Ca]/[S]= 1.02 TEMP INJ(23ft)= 94 F LINWOOD AT 23FT LEVEL																					
VALID DATA POINT # 3 ELAPSED TIME, MIN 5 RECORD ON TRK 1 FILE 75																					
472	13:30:28	79.4	13471	2298	3472	3549	3518	3433	0	16271	2298	0.70	2.65	1.22	0.17	1.21	3.7	23.0	15.4	400.0	2070.0
											162						0.0	27.9	18.7	485.5	2512.7
0.0	0.0	100.0		557	646	644	641	640	551		65						3.0	23.9	16.0	416.2	2153.8
KTRON= 8100 SLEEVE #1 = 1.50 in SLEEVE #2 = -6.50 in SPREADER = 1.5 in OUT REG= 45 (CW)DEG IN REG = 40 (CW)DEG P WBOX= 4.60 in H20 FURNACE P= 0.21 in H20 COAL P= 3.50 in H20 MILL OUT= 159 F																					
T WB(in)= 470 F T WB(out)= 470 F SAMPLE= 1238 F EXIT 1=1646 F EXIT 2=1682 F EXIT 3=1660 F EXIT 4=1697 F EXIT 5=1682 F EXIT 6=1706 F SP(0')= 2342 F SP(13')=2220 F SP(19')= 2113 F SP(27')= 1649 F																					
SORBENT LBS/HR= 0 SORBENT VELOCITY= 0 FT/SEC SORBENT AIR FLOW= 0 SCFM [Ca]/[S]= 0.00 BASELINE																					
VALID DATA POINT # 4 ELAPSED TIME, MIN 5 RECORD ON TRK 1 FILE 76																					
491	13:43:09	80.2	13619	2348	3378	3498	3441	3421	0	16086	2348	0.70	2.65	1.22	0.17	1.18	3.3	28.0	15.6	390.0	780.0
											164						0.0	33.2	18.5	462.7	925.4
0.0	0.0	100.0		558	648	645	642	641	551		67						3.0	28.5	15.9	396.6	793.2
KTRON= 8100 SLEEVE #1 = 1.50 in SLEEVE #2 = -6.50 in SPREADER = 1.5 in OUT REG= 45 (CW)DEG IN REG = 40 (CW)DEG P WBOX= 4.60 in H20 FURNACE P= 0.21 in H20 COAL P= 3.50 in H20 MILL OUT= 161 F																					
T WB(in)= 472 F T WB(out)= 473 F SAMPLE= 1269 F EXIT 1=1688 F EXIT 2=1720 F EXIT 3=1711 F EXIT 4=1748 F EXIT 5=1710 F EXIT 6=1749 F SP(0')= 2404 F SP(13')=2236 F SP(19')= 2119 F SP(27')= 1672 F																					
SORBENT=LINWOOD 23FT. INJECTION SORBENT LBS/HR=1572 SORBENT VELOCITY= 35 FT/SEC SORBENT AIR FLOW= 213 SCFM [Ca]/[S]= 2.05 TEMP INJ(23ft)= 100 F LINWOOD AT 23FT LEVEL																					
VALID DATA POINT # 5 ELAPSED TIME, MIN 5 RECORD ON TRK 1 FILE 77																					
507	13:57:08	81.8	13891	2349	3461	3577	3483	3448	0	16318	2349	0.70	2.65	1.22	0.17	1.17	3.2	25.0	15.8	380.0	2160.0
											167						0.0	29.5	18.6	448.3	2548.3
0.0	0.0	100.0		546	646	643	641	639	550		67						3.0	25.3	16.0	384.3	2184.3
KTRON= 8100 SLEEVE #1 = 1.50 in SLEEVE #2 = -6.50 in SPREADER = 1.5 in OUT REG= 45 (CW)DEG IN REG = 40 (CW)DEG P WBOX= 4.60 in H20 FURNACE P= 0.21 in H20 COAL P= 3.50 in H20 MILL OUT= 163 F																					
T WB(in)= 472 F T WB(out)= 472 F SAMPLE= 1262 F EXIT 1=1689 F EXIT 2=1712 F EXIT 3=1690 F EXIT 4=1726 F EXIT 5=1695 F EXIT 6=1737 F SP(0')= 2395 F SP(13')=2261 F SP(19')= 2146 F SP(27')= 1665 F																					
SORBENT LBS/HR= 0 SORBENT VELOCITY= 0 FT/SEC SORBENT AIR FLOW= 0 SCFM [Ca]/[S]= 0.00 BASELINE																					
VALID DATA POINT # 6 ELAPSED TIME, MIN 5 RECORD ON TRK 1 FILE 78																					

DATE : 03-24-86
SYSTEM : LWS-INS.
BURNER : XCL-80 MK8
FUEL : OHIO-PITTS

NOZZL.DES. : BASELINE
SEC.CONFGN : ASP
SPREADER : 30 DEG IMP
OIL CHECK : -4.94

PT#	TIME	LOAD MBTU/HR CALC	TA	PRIM	V-2	V-3	V-4	V-5	V-6	TOTAL	PRIM	PITOT1	PITOT2	PITOT3	SRP	SRT	O2	CO	CO2	NO	SO2
				FLOW SCFM							FLOW SCFM	PRES (in H2O)			MEASURED		MEASURED				
OIL (%)	LOAD	MBTU/HR MEAS	SCFM	TEMP (F)							TEMP (F) VELOCITY (FT/SEC)						CORR TO 0% O2 CORR TO 3% O2				
535	14:14:57	84.3	14301	2355	3538	3635	3577	3513	0	16618	2355	0.70	2.65	1.22	0.16	1.16	3.0	28.0	15.8	400.0	1500.0
											160						0.0	32.7	18.4	466.7	1750.0
0.0	0.0	100.0		548	643	641	639	638	547		60						3.0	28.0	15.0	400.0	1500.0
KTRON= 8100 SLEEVE #1 = 1.50 in SLEEVE #2 = -6.50 in SPREADER = 1.5 in OUT REG= 45 (CW)DEG IN REG = 40 (CW)DEG P WBOX= 4.60 in H20 FURNACE P= 0.21 in H20 COAL P= 3.50 in H20 MILL OUT= 164 F																					
T WB(in)= 472 F T WB(out)= 472 F SAMPLE= 1290 F EXIT 1=1721 F EXIT 2=1734 F EXIT 3=1735 F EXIT 4=1756 F EXIT 5=1711 F EXIT 6=1758 F SP(8')= 2395 F SP(13')=2201 F SP(19')= 2163 F SP(27')= 1720 F																					
SORBENT=LINWOOD 23FT. INJECTION SORBENT LBS/HR= 556 SORBENT VELOCITY= 36 FT/SEC SORBENT AIR FLOW= 212 SCFM (Ca)/(S)= 0.96 TEMP INJ(23ft)= 109 F LINWOOD AT 23FT LEVEL																					
VALID DATA POINT # 7 ELAPSED TIME, MIN 5 RECORD ON TRK 1 FILE 79																					
581	14:49:58	79.6	13516	2409	3402	3501	3443	3388	0	16144	2409	0.70	2.65	1.22	0.18	1.19	3.5	23.0	15.6	380.0	2220.0
											164						0.0	27.6	18.7	456.0	2664.0
0.0	0.0	100.0		536	641	639	638	636	530		69						3.0	23.7	16.0	390.9	2283.4
KTRON= 8100 SLEEVE #1 = 1.50 in SLEEVE #2 = -6.50 in SPREADER = 1.5 in OUT REG= 45 (CW)DEG IN REG = 40 (CW)DEG P WBOX= 4.60 in H20 FURNACE P= 0.21 in H20 COAL P= 3.50 in H20 MILL OUT= 159 F																					
T WB(in)= 468 F T WB(out)= 468 F SAMPLE= 1256 F EXIT 1=1665 F EXIT 2=1679 F EXIT 3=1716 F EXIT 4=1691 F EXIT 5=1681 F EXIT 6=1685 F SP(8')= 2306 F SP(13')=2195 F SP(19')= 2096 F SP(27')= 1664 F																					
SORBENT LBS/HR= 0 SORBENT VELOCITY= 0 FT/SEC SORBENT AIR FLOW= 0 SCFM (Ca)/(S)= 0.00 BASELINE																					
VALID DATA POINT # 8 ELAPSED TIME, MIN 5 RECORD ON TRK 1 FILE 81																					
597	14:57:11	77.4	13134	2340	3305	3462	3354	3313	0	15774	2340	0.70	2.65	1.22	0.18	1.20	3.6	25.0	15.6	360.0	1800.0
											165						0.0	30.2	18.8	434.5	2172.4
0.0	0.0	100.0		548	644	641	641	640	526		67						3.0	25.9	16.1	372.4	1862.1
KTRON= 8100 SLEEVE #1 = 1.50 in SLEEVE #2 = -6.50 in SPREADER = 1.5 in OUT REG= 45 (CW)DEG IN REG = 40 (CW)DEG P WBOX= 4.60 in H20 FURNACE P= 0.21 in H20 COAL P= 3.50 in H20 MILL OUT= 159 F																					
T WB(in)= 468 F T WB(out)= 469 F SAMPLE= 1241 F EXIT 1=1650 F EXIT 2=1668 F EXIT 3=1715 F EXIT 4=1676 F EXIT 5=1669 F EXIT 6=1682 F SP(8')= 2294 F SP(13')=2174 F SP(19')= 2072 F SP(27')= 1649 F																					
SORBENT= VICRON SEC. INJECTION SORBENT LBS/HR= 652 SORBENT VELOCITY= 182 FT/SEC SORBENT AIR FLOW= 222 SCFM (Ca)/(S)= 1.00 TEMP INJ(SEC)= 111 F VICRON AT BURNER																					
VALID DATA POINT # 9 ELAPSED TIME, MIN 5 RECORD ON TRK 1 FILE 82																					
619	15:15:38	78.7	13362	2636	3396	3483	3365	3350	0	16231	2636	0.70	2.65	1.22	0.20	1.21	3.8	24.0	15.0	370.0	2100.0
											146						0.0	29.3	18.3	451.7	2564.0
0.0	0.0	100.0		296	647	644	642	641	525		73						3.0	25.1	15.7	387.2	2197.7
KTRON= 8100 SLEEVE #1 = 1.50 in SLEEVE #2 = -6.50 in SPREADER = 1.5 in OUT REG= 45 (CW)DEG IN REG = 40 (CW)DEG P WBOX= 4.60 in H20 FURNACE P= 0.21 in H20 COAL P= 3.50 in H20 MILL OUT= 131 F																					
T WB(in)= 469 F T WB(out)= 469 F SAMPLE= 1251 F EXIT 1=1631 F EXIT 2=1662 F EXIT 3=1700 F EXIT 4=1670 F EXIT 5=1669 F EXIT 6=1671 F SP(8')= 2288 F SP(13')=2195 F SP(19')= 2099 F SP(27')= 1638 F																					
SORBENT LBS/HR= 0 SORBENT VELOCITY= 0 FT/SEC SORBENT AIR FLOW= 0 SCFM (Ca)/(S)= 0.00 BASELINE																					
VALID DATA POINT # 10 ELAPSED TIME, MIN 5 RECORD ON TRK 1 FILE 83																					
669	15:48:08	79.9	13555	2339	3434	3525	3437	3455	0	16190	2339	0.70	2.65	1.22	0.17	1.19	3.5	24.0	15.8	395.0	1560.0
											158						0.0	28.8	19.0	474.0	1872.0
0.0	0.0	100.0		542	644	642	640	639	530		66						3.0	24.7	16.3	406.3	1604.6
KTRON= 8100 SLEEVE #1 = 1.50 in SLEEVE #2 = -6.50 in SPREADER = 1.5 in OUT REG= 45 (CW)DEG IN REG = 40 (CW)DEG P WBOX= 4.60 in H20 FURNACE P= 0.21 in H20 COAL P= 3.50 in H20 MILL OUT= 153 F																					
T WB(in)= 467 F T WB(out)= 468 F SAMPLE= 1279 F EXIT 1=1644 F EXIT 2=1684 F EXIT 3=1718 F EXIT 4=1694 F EXIT 5=1694 F EXIT 6=1699 F SP(8')= 2314 F SP(13')=2185 F SP(19')= 2081 F SP(27')= 1650 F																					
SORBENT= VICRON SEC. INJECTION SORBENT LBS/HR=1200 SORBENT VELOCITY= 181 FT/SEC SORBENT AIR FLOW= 222 SCFM (Ca)/(S)= 1.79 TEMP INJ(SEC)= 108 F VICRON AT BURNER																					
VALID DATA POINT # 11 ELAPSED TIME, MIN 6 RECORD ON TRK 1 FILE 84																					
686	16:05:50	79.8	13545	2292	3480	3527	3464	3415	0	16178	2292	0.70	2.65	1.22	0.17	1.19	3.5	23.0	15.4	365.0	2220.0
											163						0.0	27.6	18.5	438.0	2664.0
0.0	0.0	100.0		551	642	640	640	638	525		65						3.0	23.7	15.8	375.4	2283.4
KTRON= 8100 SLEEVE #1 = 1.50 in SLEEVE #2 = -6.50 in SPREADER = 1.5 in OUT REG= 45 (CW)DEG IN REG = 40 (CW)DEG P WBOX= 4.60 in H20 FURNACE P= 0.21 in H20 COAL P= 3.50 in H20 MILL OUT= 158 F																					
T WB(in)= 470 F T WB(out)= 470 F SAMPLE= 1272 F EXIT 1=1635 F EXIT 2=1663 F EXIT 3=1694 F EXIT 4=1671 F EXIT 5=1678 F EXIT 6=1667 F SP(8')= 2259 F SP(13')=2145 F SP(19')= 2061 F SP(27')= 1622 F																					
SORBENT LBS/HR= 0 SORBENT VELOCITY= 0 FT/SEC SORBENT AIR FLOW= 0 SCFM (Ca)/(S)= 0.00 BASELINE																					
VALID DATA POINT # 12 ELAPSED TIME, MIN 5 RECORD ON TRK 1 FILE 85																					

DATE	: 03-24-86	NOZ'L. DES.	: BASELINE
SYSTEM	: LWS-INS.	SEC. CONFGN	: ASP
BURNER	: XCL-80 MKII	SPREADER	: 30 DEG IMP
FUEL	: OHIO-PITTS	OIL CHECK	: -4.94

PT#	TIME	LOAD MRTU/HR	TA	PRIM	V-2	V-3	V-4	V-5	V-6	TOTAL	PRIM	PITOT1	PITOT2	PITOT3	SRP	SRT	O2	CO	CO2	NO	SO2
OIL		CALC	SCFM	FLOW SCFM							FLOW SCFM	PRES (in H2O)			MEASURED		MEASURED				
(%)	LOAD	MEAS		TEMP (F)							TEMP (F)						CORR TO 0% O2				
											VELOCITY (FT/SEC)						CORR TO 3% O2				
700	16:14:22	81.7	13870	2322	3450	3516	3479	3437	0	16204	2322	0.70	2.65	1.22	0.17	1.17	3.1	27.0	15.8	370.0	1260.0
											161						0.0	31.7	18.5	434.1	1478.2
0.0	0.0	100.0		544	642	639	638	637	524		66						3.0	27.2	15.9	372.1	1267.0

KTRON= 8100 SLEEVE #1 = 1.50 in SLEEVE #2 = -6.50 in SPREADER = 1.5 in OUT REG= 45 (CW)DEG IN REG = 40 (CW)DEG P WBOX= 4.60 in H20 FURNACE P= 0.21 in H20 COAL P= 3.50 in H20 MILL OUT= 157 F
T WB(in)= 469 F T WB(out)= 469 F SAMPLE= 1298 F EXIT 1=1651 F EXIT 2=1688 F EXIT 3=1724 F EXIT 4=1702 F EXIT 5=1706 F EXIT 6=1707 F SP(8')= 2299 F SP(13')=2149 F SP(19')= 2059 F SP(27')= 1627 F
SORBENT=LINWOOD SEC. INJECTION SORBENT LBS/HR=1046 SORBENT VELOCITY= 179 FT/SEC SORBENT AIR FLOW= 222 SCFM [Ca]/[S]= 1.86 TEMP INJ(SEC)= 102 F LINWOOD AT BURNER
VALID DATA POINT # 13 ELAPSED TIME, MIN 5 RECORD ON TRK 1 FILE 86

705	16:27:01	80.1	13600	2321	3510	3483	3486	3416	0	16335	2321	0.70	2.65	1.22	0.17	1.20	3.6	24.0	15.4	370.0	2160.0
											161						0.0	29.0	18.6	446.6	2606.9
0.0	0.0	100.0		549	644	641	638	637	527		66						3.0	24.8	15.9	382.8	2234.5

KTRON= 8100 SLEEVE #1 = 1.50 in SLEEVE #2 = -6.50 in SPREADER = 1.5 in OUT REG= 45 (CW)DEG IN REG = 40 (CW)DEG P WBOX= 4.60 in H20 FURNACE P= 0.21 in H20 COAL P= 3.50 in H20 MILL OUT= 156 F
T WB(in)= 467 F T WB(out)= 468 F SAMPLE= 1272 F EXIT 1=1608 F EXIT 2=1659 F EXIT 3=1691 F EXIT 4=1670 F EXIT 5=1673 F EXIT 6=1672 F SP(8')= 2256 F SP(13')=2146 F SP(19')= 2066 F SP(27')= 1615 F
SORBENT LBS/HR= 0 SORBENT VELOCITY= 0 FT/SEC SORBENT AIR FLOW= 0 SCFM [Ca]/[S]= 0.00 BASELINE
VALID DATA POINT # 14 ELAPSED TIME, MIN 5 RECORD ON TRK 1 FILE 87